

1989

# BATWING





**IF THE FORCES OF EVIL SHOULD RISE AGAIN TO CAST A SHADOW ON  
THE HEART OF THE CITY, CALL ME"**

*- Letter from Batman™ to the citizens of GOTHAM CITY™, Batman™ (1989).*







### THE INSPIRATION

The Batwing™ is the epitome of the Caped Crusader™. For one thing, a bat has to fly, of course. But more than that, its silhouette against the full moon in *Batman™* (1989) emulates the Bat-Signal™ – the iconic beacon of hope that summons Batman in the darkest hours of GOTHAM CITY™.








---

## THE DESIGN PROCESS

Eager to capture the mood, brood and spirit of the movie, our designers went all out to recreate the distinctive features of the Batwing™.





---


#### **ADAM GRABOWSKI, SENIOR MODEL DESIGNER**

"The Batwing™ movie model actually isn't very detailed, but its shape is what gives it life, so it was important to get that right. I tackled it as one unit instead of one feature at a time. It's only shown very briefly in the movie, and most details can be seen inside the cockpit. But we had blueprints that, knowing the dimensions, we blew up to scale with the 1989 Batmobile™ 76139. Then we mapped out the cockpit window and went from there. We opted for a built solution rather than a one-piece window because in our opinion it worked almost at once."



## INTERPRETING THE CONSTRUCTION

"We took a few creative liberties inside the cockpit. It's not an angle you really get to see, and we had to create an artificial shadow so that the footwell looks deeper than it actually is. The edges of the wings (in bags 5 and 6) are quite unusual and a fun challenge to build! They wrap around the outer curve of the wing, which isn't a perfect half circle. I created the outline with techniques that allowed me to flip bricks in a way so I could always use the best brick for the shape I needed. It's a crazy puzzle but it works!"





---

### **IOANA POPESCU, GRAPHIC DESIGNER**

"I loved creating the minifigures and stickers for this set. Especially the Boombox Goon™. He's such a fun character and nicely detailed. This was my fourth The Joker™ minifigure and the most unique so far. Graphic design brings the story into the model. Look for Easter eggs like the screen with the iconic Smylex gas balloon and the sticker that labels the engine as a 'Bat engine' (Adam's idea!). Working with Adam is always a smooth process, except for a mistake I made on a sticker which I had to correct quite late in the process (oops)!"





**"I'M BATMAN."**









### **THE BATWING™ MOVIE MODEL**

A life-size model of the Batwing™ was built for the close-up flying scenes when Batman™ takes on The Joker™ at the 200th anniversary celebration of GOTHAM CITY™. He grabs the toxic Smylex-filled parade balloons from The Joker's float and flies off, releasing them into the night sky. Guns blazing, he zooms back towards the grinning maniac on the ground in a theatrical showdown that ends in a dramatic crash.



---

### **READY FOR TAKEOFF**

The movie version of this Batwing™ may have crashed on the steps of the GOTHAM CITY™ Cathedral, but this one you can build, rebuild and display wherever you like. Follow the instructions, get ready to save GOTHAM CITY from the world's first fully functioning homicidal artist, and give the world a rest from crime.

### STEP BY STEP

- 1** Make sure you use the right type and size of wall plug and slotted head screw for drywall, concrete, or brick. The screw head should fit the Batwing™ mounting bracket.
- 2** Fit your wall plug and screw.
- 3** Use one of the red LEGO® crowbars to remove the seat in the cockpit. Now you can see the built-in mounting bracket.
- 4** Align the mounting bracket and screw and carefully place your Batwing.
- 5** Re-attach the cockpit seat.
- 6** Stand back and enjoy. Mission accomplished.









**"GIANT, MENACING, SUPERNATURAL FORM.  
KIND OF LIKE A BAT."**

- Lt. Max Eckhardt, Batman™ (1989)







TM

76161



BATMAN and all related characters and elements  
© & TM DC Comics and Warner Bros. Entertainment Inc.  
WB SHIELD: © & TM WBEI. (s20)



LEGO and the LEGO logo are trademarks of the LEGO Group. ©2020 The LEGO Group.