

# Sustainable Development Goals Progress Chart 2019

This first Sustainable Development Goals progress chart presents a snapshot of progress made at the global and regional levels towards selected targets under all Goals of the 2030 Agenda. It is based on a limited number of indicators and information available as of September 2019. The progress chart presents two types of information: progress made towards the target in stoplight colours, and the current level of development in the specific area in text in each box. For most indicators, the latest available data used for the assessment refer to 2017 or 2018, and the baseline year is 2015. For a few indicators for which the latest available data are from 2015 or 2016, a baseline year of 2010 or 2011 is used instead.

The progress chart provides an overview of global and regional trends towards the achievement of the Sustainable Development Goals and helps readers to visualize where we are and the levels of progress, based on some of the indicators, towards targets and Goals. However, data gaps and challenges still hinder a more comprehensive picture of levels and trends. Moreover, trends are particularly difficult to determine when there is no numerical target explicitly stated.

The chart was prepared in collaboration with many of the international agencies that are responsible for the compilation of the indicators at the international level. As more data become available, the methodology used for the progress chart will be revised and updated.

Goals and Targets	World	Sub-Saharan Africa	Northern Africa and Western Asia	Central and Southern Asia	Eastern and South-Eastern Asia	Latin America and the Caribbean	Australia and New Zealand	Oceania*	Europe and Northern America
-------------------	-------	--------------------	----------------------------------	---------------------------	--------------------------------	---------------------------------	---------------------------	----------	-----------------------------

## Goal 1 | End poverty in all its forms everywhere

Eradicate extreme poverty for all people everywhere <sup>1</sup>	moderate poverty	very high poverty	low poverty	moderate poverty	low poverty	low poverty	low poverty		low poverty
Achieve substantial social protection coverage <sup>2</sup>	moderate coverage	low coverage	moderate coverage	low coverage	moderate coverage	moderate coverage	high coverage	moderate coverage	very high coverage

## Goal 2 | End hunger, achieve food security and improved nutrition and promote sustainable agriculture

End hunger	high under-nourishment	very high under-nourishment	moderate under-nourishment	high under-nourishment	moderate under-nourishment	moderate under-nourishment	very low under-nourishment		very low under-nourishment
End stunting in children under 5 years of age	high prevalence	very high prevalence	moderate prevalence	very high prevalence	moderate prevalence	low prevalence		very high prevalence	
Increase government investment in agriculture	moderate investment	moderate investment	high investment	high investment	moderate investment	moderate investment	moderate investment	moderate investment	high investment

## Goal 3 | Ensure healthy lives and promote well-being for all at all ages

Increase the coverage of births attended by skilled health personnel	high coverage	moderate coverage	high coverage	high coverage	very high coverage	high coverage	very high coverage	high coverage	very high coverage
End preventable deaths of children under 5 years of age	high mortality rate	very high mortality rate	high mortality rate	high mortality rate	moderate mortality rate	moderate mortality rate	low mortality rate	high mortality rate	low mortality rate

Goals and Targets	World	Sub-Saharan Africa	Northern Africa and Western Asia	Central and Southern Asia	Eastern and South-Eastern Asia	Latin America and the Caribbean	Australia and New Zealand	Oceania*	Europe and Northern America
End the epidemic of HIV infections	low incidence	very high incidence	low incidence	low incidence	low incidence	low incidence	low incidence	low incidence	low incidence
End the epidemic of malaria	high incidence	very high incidence	moderate incidence	low incidence	low incidence	low incidence	no incidence	high incidence	no incidence
Increase vaccine coverage of target population	low coverage	low coverage	moderate coverage	low coverage	moderate coverage	low coverage	high coverage	low coverage	high coverage

#### Goal 4 | Ensure inclusive and equitable quality education and promote lifelong opportunities for all

Ensure that all children achieve proficiency in reading at the end of primary education	moderate proficiency	low proficiency	moderate proficiency	moderate proficiency	high proficiency	moderate proficiency	high proficiency		very high proficiency
Ensure that all children achieve proficiency in mathematics at the end of primary education	moderate proficiency	low proficiency	moderate proficiency	moderate proficiency	high proficiency	moderate proficiency	moderate proficiency		high proficiency
Reduce the out-of-school rate for primary school children	moderate rate	high rate	high rate	moderate rate	low rate	low rate	very low rate		very low rate

#### Goal 5 | Achieve gender equality and empower all women and girls

Eliminate child marriage	moderate marriage rate of girls	high marriage rate of girls	moderate marriage rate of girls	moderate marriage rate of girls		moderate marriage rate of girls			
Ensure women's full and effective participation and equal opportunities for managerial positions	poor participation	poor participation	very poor participation	very poor participation	moderate participation	moderate participation	moderate participation	poor participation	moderate participation

#### Goal 6 | Ensure availability and sustainable management of water and sanitation for all

Achieve universal and equitable access to safely managed drinking water services	moderate coverage	low coverage		moderate coverage		moderate coverage			high coverage
Achieve universal and equitable access to safely managed sanitation services	low coverage	low coverage	low coverage		moderate coverage	low coverage	moderate coverage		high coverage
Ensure the sustainability of water use by decreasing the level of freshwater withdrawal <sup>3</sup>	low level of water stress	low level of water stress	very high level of water stress	high level of water stress	low level of water stress	low level of water stress	low level of water stress	low level of water stress	low level of water stress

#### Goal 7 | Ensure access to affordable, reliable, sustainable and modern energy for all

Achieve universal access to electricity	moderate access	low access	high access	moderate access	high access	high access	very high access	low access	very high access
Increase the share of renewable energy in the final energy consumption <sup>4</sup>	moderate share	very high share	low share	high share	moderate share	high share	moderate share	high share	moderate share

Goals and Targets	World	Sub-Saharan Africa	Northern Africa and Western Asia	Central and Southern Asia	Eastern and South-Eastern Asia	Latin America and the Caribbean	Australia and New Zealand	Oceania*	Europe and Northern America
-------------------	-------	--------------------	----------------------------------	---------------------------	--------------------------------	---------------------------------	---------------------------	----------	-----------------------------

### Goal 7 | Ensure access to affordable, reliable, sustainable and modern energy for all (continued)

Double the global rate of improvement in energy efficiency	good improvement	moderate improvement	moderate improvement	good improvement	very good improvement	poor improvement	good improvement	no improvement	good improvement
------------------------------------------------------------	------------------	----------------------	----------------------	------------------	-----------------------	------------------	------------------	----------------	------------------

### Goal 8 | Promote sustained, inclusive and sustainable economic growth, full and productive employment and decent work for all

Sustain per capita economic growth	high growth rate	low growth rate	moderate growth rate	very high growth rate	very high growth rate	moderate growth rate	moderate growth rate	high growth rate	high growth rate
Achieve full and productive employment for all	moderate unemployment rate	moderate unemployment rate	high unemployment rate	moderate unemployment rate	moderate unemployment rate	high unemployment rate	moderate unemployment rate	moderate unemployment rate	moderate unemployment rate
Substantially reduce the proportion of youth not in employment, education or training (NEET)	high NEET rate	high NEET rate	very high NEET rate	very high NEET rate	moderate NEET rate	high NEET rate	very low NEET rate	very high NEET rate	low NEET rate

### Goal 9 | Build resilient infrastructure, promote inclusive and sustainable industrialization and foster innovation

Significantly raise industry's share of GDP	very high share	high share	high share	very high share	very high share	high share	moderate share	moderate share	high share
Reduce CO <sub>2</sub> emissions per unit of GDP	very high ratio	high ratio	very high ratio	very high ratio	very high ratio	high ratio	very high ratio	very high ratio	very high ratio
Substantially increase the expenditure for scientific research and development	moderate investment	very low investment	low investment	low investment	high investment	low investment	moderate investment		high investment

### Goal 10 | Reduce inequality within and among countries

Reduce inequality within countries <sup>3,5</sup>	moderate inequality	high inequality	moderate inequality	moderate inequality	moderate inequality	very high inequality	moderate inequality	high inequality	moderate inequality
---------------------------------------------------	---------------------	-----------------	---------------------	---------------------	---------------------	----------------------	---------------------	-----------------	---------------------

### Goal 11 | Make cities and human settlements inclusive, safe, resilient and sustainable

Reduce the proportion of urban population living in slums	moderate proportion of slum-dwellers	very high proportion of slum-dwellers	moderate proportion of slum-dwellers	moderate proportion of slum-dwellers	moderate proportion of slum-dwellers	moderate proportion of slum-dwellers	low proportion of slum-dwellers	moderate proportion of slum-dwellers	low proportion of slum-dwellers
-----------------------------------------------------------	--------------------------------------	---------------------------------------	--------------------------------------	--------------------------------------	--------------------------------------	--------------------------------------	---------------------------------	--------------------------------------	---------------------------------

### Goal 12 | Ensure sustainable consumption and production patterns

Reduce the domestic material consumption (DMC) per unit of GDP	high ratio	very high ratio	high ratio	very high ratio	very high ratio	high ratio	moderate ratio	very high ratio	low ratio
----------------------------------------------------------------	------------	-----------------	------------	-----------------	-----------------	------------	----------------	-----------------	-----------

Goals and Targets	World	Sub-Saharan Africa	Northern Africa and Western Asia	Central and Southern Asia	Eastern and South-Eastern Asia	Latin America and the Caribbean	Australia and New Zealand	Oceania*	Europe and Northern America
-------------------	-------	--------------------	----------------------------------	---------------------------	--------------------------------	---------------------------------	---------------------------	----------	-----------------------------

### Goal 13 | Take urgent action to combat climate change and its impacts

Reduce global greenhouse gas emissions <sup>6</sup>	high GHG emissions								
-----------------------------------------------------	--------------------	--	--	--	--	--	--	--	--

### Goal 14 | Conserve and sustainably use the oceans, seas and marine resources for sustainable development

Restore the proportion of fish stocks within biologically sustainable levels <sup>6,7</sup>	low sustainability								
Increase coverage of marine protected areas	medium coverage	medium coverage	low coverage	medium coverage	medium coverage	medium coverage	high coverage	medium coverage	very high coverage

### Goal 15 | Protect, restore and promote sustainable use of terrestrial ecosystems, sustainably manage forests, combat desertification, and halt and reverse land degradation and halt biodiversity loss

Ensure the conservation, restoration and sustainable use of forest areas <sup>1</sup>	moderate forest cover	moderate forest cover	low forest cover	low forest cover	moderate forest cover	moderate forest cover	low forest cover	high forest cover	moderate forest cover
Protect and prevent the extinction of threatened species <sup>8</sup>	extinction risk at global average	extinction risk above global average	extinction risk above global average	extinction risk below global average	extinction risk below global average	extinction risk at global average	extinction risk above global average		extinction risk above global average







### Goal 16 | Promote peaceful and inclusive societies for sustainable development, provide access to justice for all and build effective, accountable and inclusive institutions at all levels

Significantly reduce all forms of violence, including homicides	moderate incidence	high incidence	moderate incidence	moderate incidence	moderate incidence	very high incidence	low incidence	moderate incidence	moderate incidence
Reduce the proportion of unsentenced detainees <sup>9</sup>	high proportion	high proportion	moderate proportion	very high proportion	high proportion	very high proportion	moderate proportion	high proportion	low proportion
Increase the proportion of countries with independent national human rights institutions in compliance with the Paris Principles	moderate compliance rate	moderate compliance rate	moderate compliance rate	moderate compliance rate	moderate compliance rate	moderate compliance rate	very high compliance rate	low compliance rate	high compliance rate

### Goal 17 | Strengthen the means of implementation and revitalize the Global Partnership for Sustainable Development

Ensure fully implementation of the net official development assistance commitments by donor countries <sup>6</sup>	low ODA								
Enhance access to technology by increasing fixed Internet broadband subscriptions	moderate number of subscriptions	low number of subscriptions	moderate number of subscriptions	low number of subscriptions	moderate number of subscriptions	moderate number of subscriptions	very high number of subscriptions	low number of subscriptions	very high number of subscriptions
Increase proportion of countries with a national statistical plan	moderate proportion	low proportion	high proportion	moderate proportion	moderate proportion	moderate proportion	very high proportion	low proportion	very high proportion

The progress chart operates on two levels. The **text in each box** indicates the present level of development in the specific area addressed by the indicator and based on the latest available data. The **colours** show progress made toward the targets according to the legend below:

- |                                                                                                                                               |                                                                                                                             |
|-----------------------------------------------------------------------------------------------------------------------------------------------|-----------------------------------------------------------------------------------------------------------------------------|
|  Target met or likely to be met by 2030/substantial progress |  Moving away from the target/deterioration |
|  Fair progress but acceleration is needed                    |  No trend data available                   |
|  Limited or no progress                                      |  Insufficient data/not applicable          |

\* Excluding Australia and New Zealand

**Notes:**

1. Trend assessment based on progress from 2010 to 2015.
2. Data available for 2016 only.
3. Data available for 2014 only.
4. Trend assessment based on progress from 2010 to 2016.
5. This assessment is based on the Gini coefficient, agreed by the Inter-agency and Expert Group on Sustainable Development Goals indicators to be used as a proxy indicator for Goal 10.
6. Assessment only at the global level.
7. Trend assessment based on progress from 2011 to 2015.
8. Regional level extinction risk is evaluated relative to the extinction risk at the global level.
9. Trend assessment based on progress from 2014 to 2017.

For the regional groupings and country data, see <https://unstats.un.org/sdgs/>. Country experiences in each region may differ significantly from the regional average.

**Sources:** United Nations, based on the latest available data and estimates as of September 2019 provided by: Department of Economic and Social Affairs (DESA), Food and Agriculture Organization (FAO), International Energy Agency (IEA), International Labour Organization (ILO), International Renewable Energy Agency (IRENA), International Telecommunication Union (ITU), International Union for Conservation of Nature (IUCN), Joint United Nations Programme on HIV/AIDS (UNAIDS), Office of the United Nations High Commissioner for Human Rights (OHCHR), Organization for Economic and Co-operation and Development (OECD), Partnership in Statistics for Development in the 21st Century (PARIS21), Secretariat of the United Nations Framework Convention on Climate Change (UNFCCC), United Nations Children's Fund (UNICEF), United Nations Educational, Scientific and Cultural Organization (UNESCO), United Nations Entity for Gender Equality and the Empowerment of Women (UN-Women), United Nations Environment Programme (UNEP), United Nations Human Settlements Programme (UN-Habitat), United Nations Industrial Development Organization (UNIDO), United Nations Office on Drugs and Crime (UNODC), World Bank Group, World Health Organization (WHO).

Compiled by the Statistics Division, Department of Economic and Social Affairs, United Nations.