

Base Structure Report



Fiscal Year 2013 Baseline

A Summary of the Department of Defense's
Real Property Inventory

**Department of Defense
Base Structure Report
FY 2013 Baseline**

I.	Introduction	DoD-2
II.	Organization.....	DoD-2
III.	Display Criteria and Definitions.....	DoD-3
IV.	Portfolio Summary.....	DoD-7
V.	Personnel Assigned by Military Installation	DoD-16
VI.	Total DoD Inventory	DoD-17
VII.	Individual Service Inventories.....	DoD-81
	Army	ARMY-1
	Navy	NAVY-1
	Air Force.....	AIR FORCE-1
	Marine Corps.....	USMC-1
	Washington Headquarters Services.....	WHS-1
VIII.	State/Territories Army National Guard Inventory.....	STATE-1
IX.	Personnel Data from DMDC.....	PERS-1
X.	Acronyms	APPENDIX-A

Department of Defense Base Structure Report FY 2013 Baseline

I. Introduction

The Base Structure Report (BSR) – FY 2013 Baseline is a snapshot of real property data collected as of September 30, 2012, and serves as the baseline for the start of the next fiscal year. This report has become a very popular item for many diverse users and we have tried to adjust the data displays to reflect the most common information regularly requested from DoD. The data presented here is a consolidated summary of the Military Departments’ native real property inventory (RPI) data submitted annually in accordance with DoD Instruction 4165.14, “Real Property Inventory and Forecasting”, to support the requirements of title 10, U.S. Code, section 2721, “Real Property Records.” This consolidated database, known as the Real Property Assets Database (RPAD), is the source used for many DoD RPI reporting requirements throughout the year.

As one of the Federal government’s larger holders of real estate, the DoD manages a global real property portfolio that consists of more than 557,000 facilities (buildings, structures, and linear structures), located on over 5,000 sites worldwide and covering over 27.7 million acres. While the BSR is not intended to answer every single question about DoD’s real portfolio, it should provide most readers with accurate background information about the vast majority of issues regarding DoD’s real property infrastructure.

II. Organization

The BSR – FY 2013 Baseline provides a comprehensive listing of all sites owned or managed by DoD based on the criteria provided in Section III of this report. The portfolio summary provides an overview of the size of the DoD inventory, followed by the summary information, first arrayed alphabetically by State for all of DoD, and then repeated in sections dedicated to each Service. The last section provides summary details on sites managed by the States as part of the Army National Guard. Other Reserve Component sites are reported as part of their respective Military Department.

When using this report, it is important to understand that the physical base structure is dynamic and will naturally change throughout the year (new construction, demolitions, etc.). Since the BSR is intended to be an annual “snapshot” of the DoD’s physical plant, the data is captured at the end of the fiscal year - for this report on September 30, 2012. Sites and assets will continue to be listed in the BSR until they are legally removed from the inventory, even though they may be in various stages of activity, including unused or awaiting disposal. The legalities involved in actually transferring deeded property may result in an asset’s legal property record remaining in the individual Military Service inventories long after the actual decision has been made to transfer that asset to another organization or to demolish it. For the purpose of this inventory reporting, a site is defined as a specific geographic location

Department of Defense Base Structure Report FY 2013 Baseline

containing real property assets. Each site is then assigned a Real Property Site Unique Identifier (RPSUID), along with a name specific to that location. Sites are usually assigned to military installations even though they may be physically separated in location.

The last section of this report is a new entry. While Personnel data has been provided in the past within the main body of the report, the report always contained a caveat that the personnel data was only being used for showing the magnitude of size of a location and should not be construed as official personnel data. This year we have removed those personnel numbers from the inventory portion of the report and are including a new section provided by the Office of the Under Secretary for Personnel and Readiness (P&R). This section now reflects authoritative personnel data within the constraints of data reporting by the Defense Manpower Data Center (DMDC).

III. Display Criteria and Definitions

This inventory data is extracted directly from the Military Departments' authoritative real property inventories as submitted to the Office of the Secretary of Defense (OSD) for consolidation in the Real Property Assets Database (RPAD). When submitted, the data is certified in writing as representing accurate data by the Secretariats of the Military Departments.

– **Display Criteria:** To qualify for individual entry in the BSR, a DoD site located in the United States must be larger than 10 acres **AND** have a Plant Replacement Value (PRV) greater than \$10 million. If the site is located in a foreign country, it must be larger than 10 acres **OR** have a PRV greater than \$10 million to be shown as a separate entry. Sites that do not meet these criteria are aggregated as an “Other” location within each state or country. Since Army National Guard State sites tend to be smaller, the criteria were adjusted so that sites larger than five acres **AND** have a PRV greater than \$5 million are shown. Army National Guard sites not meeting this criteria are aggregated as “Other” for each state.

– **Site:** Physical (geographic) location that is or was owned by, leased to, or otherwise possessed by a DoD Component. Each site is assigned to a single installation. A site may exist in one of three forms: *land only* – where no facilities are present; *facility or facilities only* - where there the underlying land is neither owned nor controlled by the government, and *land with facilities* – where both are present.

– **Installation:** A military base, camp, post, station, yard, center, homeport facility for any ship, or other activity under the jurisdiction of the Department of Defense, including leased space, that is controlled by, or primarily supports DoD's activities. An installation may

**Department of Defense
Base Structure Report
FY 2013 Baseline**

consist of one or more sites, or may be an administrative designation. Though this report focuses primarily on sites, Table 1 represents the number of entries designated as active installations as identified by the Military Departments in the Installations Table.

SERVICE	Active	Reserve	Guard	Other	Total
ARMY	105	9	102	10	226
NAVY	108	3	0	0	111
AIR FORCE	87	11	87	0	185
WHS	1	0	0	0	1
DoD Total	301	23	189	10	523

Table 1. Active Installations from the RPAD Installations Table

- **Component:** Designates the primary DoD Component for the owner/reporter of a site, either Active, Guard, or Reserve.
- **Name Nearest City:** Identifies the name of the city where the real property assets are located or name of the city nearest the assets.
- **Building:** A roofed and floored facility enclosed by exterior walls and consisting of one or more levels that is suitable for single or multiple functions.
- **Structure:** A facility other than a building or linear structure constructed on or in the land (e.g., tower, storage tank, wharf, pier).
- **Linear Structure:** A facility whose function requires that it traverse land (e.g., runway, road, rail line, pipeline, fence, pavement, electrical distribution line) and is reported by a linear unit of measure.
- **Buildings Owned Count:** Number of buildings owned by the Federal Government.
- **Buildings Owned Square Feet (SqFt):** Square footage for buildings owned by the Federal Government.

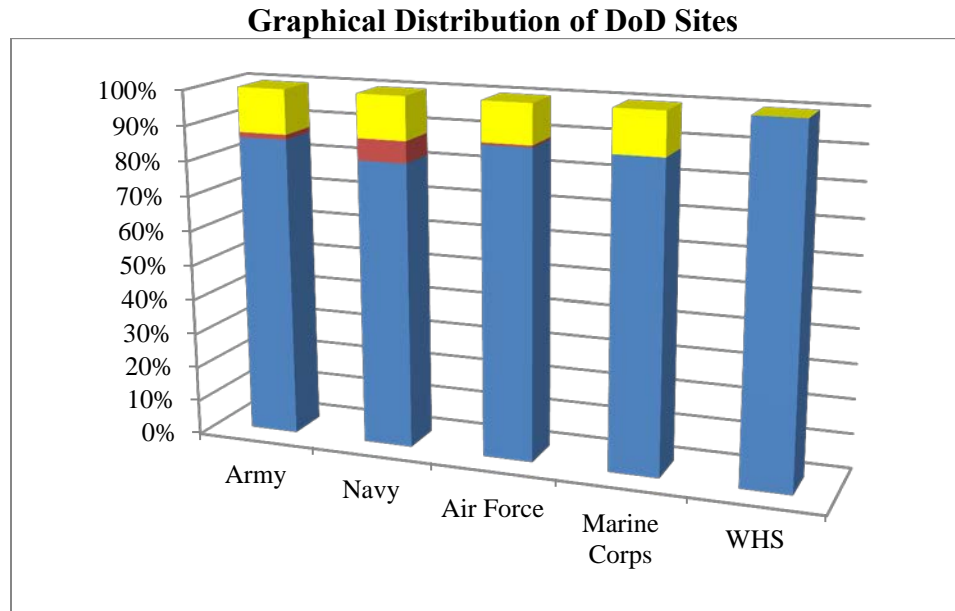
**Department of Defense
Base Structure Report
FY 2013 Baseline**

- **Buildings State Owned Count:** Number of buildings owned by a specific State or Territory.
- **Buildings State Owned Square Feet (SqFt):** Square footage for buildings owned by a specific State or Territory.
- **Buildings Leased Count:** Identifies the number of leased buildings.
- **Buildings Leased Square Feet (SqFt):** Reflects the total square footage for leased buildings.
- **Buildings Other Count:** Number of Federal buildings where the legal interest is other than owned or leased.
- **Buildings Other Square Feet (SqFt):** Square footage for Federal buildings where the legal interest is other than owned or leased.
- **Acres Owned:** Identifies the total number of acres owned by the Federal Government.
- **State Owned Acres:** Identifies the total number of acres at sites owned by the State.
- **Total Acres:** Identifies the total number of acres at the site. Includes government owned land, public land, public land withdrawn for military use, licensed and permitted land and acreage of foreign land used by DoD.

Department of Defense Base Structure Report FY 2013 Baseline

IV. Portfolio Summary

The DoD manages a worldwide real property portfolio that spans all 50 states, seven U.S. territories, and 40 foreign countries. The majority of the foreign sites are located in Germany (179 sites), Japan (109 sites), and South Korea (83 sites). Locations of DoD sites by Military Service and Agency are depicted in Figure 1.



Area	Army	Navy	Air Force	Marine Corps	WHS	Total
United States	1,791	767	1,537	144	125	4,364
Territories	29	58	10			97
Overseas	265	116	197	20		598
DoD Total	2,085	941	1,744	164	125	5,059

Figure 1. Number of DoD Sites by Service/Agency

Department of Defense Base Structure Report FY 2013 Baseline

The DoD collects data on assets as buildings, structures and linear structures as the framework for cataloging department's real property portfolio. Table 2 shows the breakout of buildings, structures, and linear structures by Military Department for the DoD worldwide. The PRV is a useful mechanism for calculating the cost to replace the existing inventory and does not reflect actual construction or acquisition costs.

Service/WHS	Number of Assets				PRV (\$B)			
	Buildings	Structures	Linear Structures	Total	Buildings	Structures	Linear Structures	Total
Army	139,011	104,305	18,306	261,622	\$230.96	\$60.52	\$18.80	\$310.28
Navy	65,447	34,395	13,826	113,668	\$128.20	\$42.24	\$32.67	\$203.11
Air Force	59,675	45,751	29,553	134,979	\$157.94	\$31.11	\$58.06	\$247.12
Marine Corps	26,320	15,136	4,678	46,134	\$43.36	\$7.51	\$9.53	\$60.40
WHS	223	393	157	773	\$6.83	\$0.13	\$0.05	\$7.02
DoD Total	290,676	199,980	66,520	557,176	\$567.30	\$141.52	\$119.11	\$827.92

Table 2. Number of DoD Assets and PRV by Military Department Worldwide

BUILDINGS: The DoD occupies a reported 290,605 buildings throughout the world, valued at over \$567 billion and comprising over 2.2 billion square feet. Over 68% of the buildings used by the DoD are owned, while 3% are leased. DoD's building portfolio by legal interest is depicted in Table 3.

Service/WHS	Number of Assets			
	Owned	Leased	Other	Total
Army	90,166	5,196	43,649	139,011
Navy	43,227	956	21,264	65,447
Air Force	53,197	1,243	5,235	59,675
Marine Corps	11,620	93	14,607	26,320
WHS	106	117	-	223
DoD Total	198,316	7,605	84,755	290,676

Table 3. Number of DoD Buildings by Legal Interest⁸

⁸ Figures include those buildings that have been privatized or are operated by private entities in direct support of the DoD mission. These types of relationships are included in the "Other" category, and account for 22% of the total number of buildings.

Department of Defense Base Structure Report FY 2013 Baseline

The DoD's buildings profile is distributed by facility class, as shown in Figure 2.

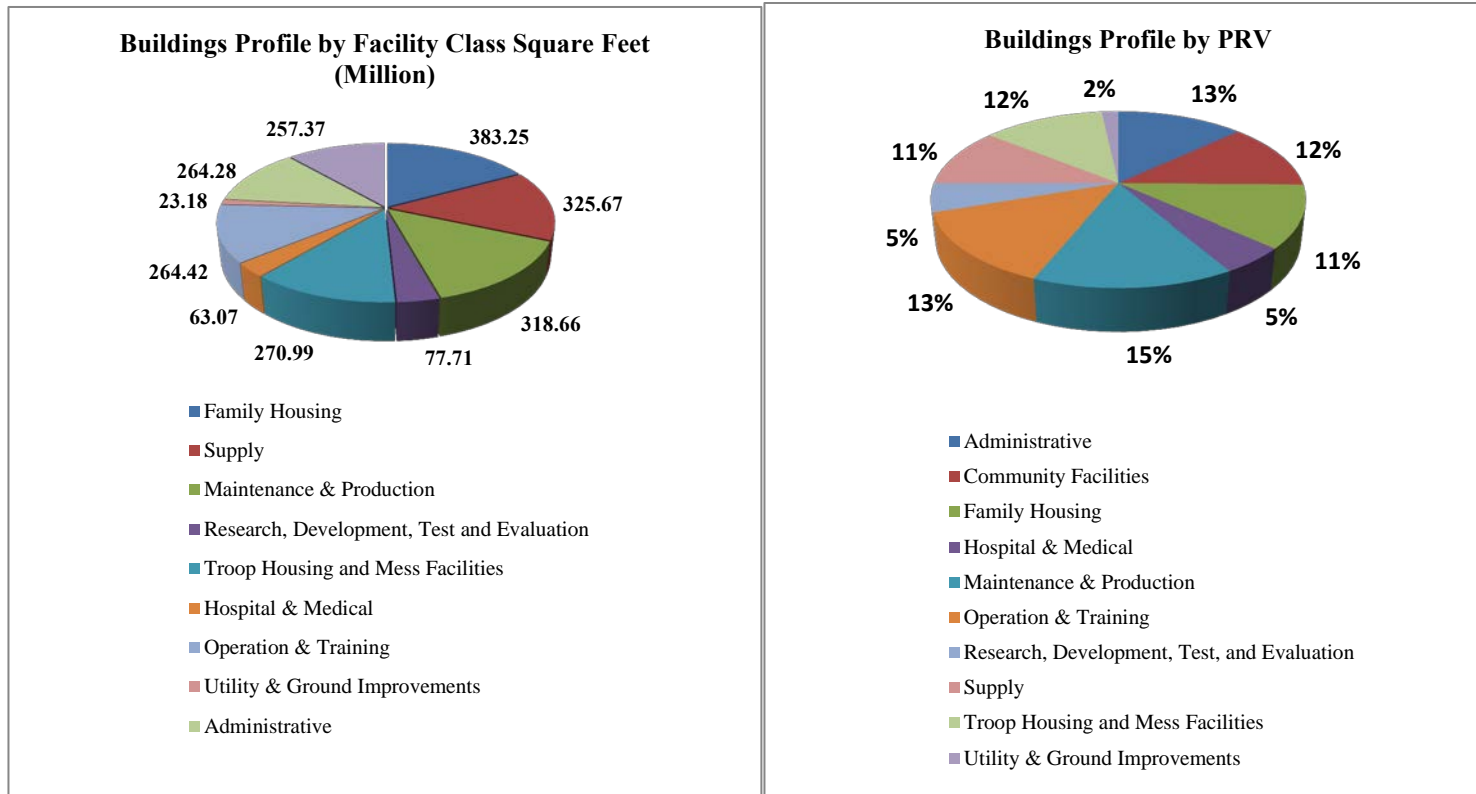


Figure 2. Area and PRV of DoD Buildings by Facility Class⁹

⁹ Figures include those buildings that have been privatized or are operated by private entities in direct support of the DoD mission. These types of relationships account for 7% of the total buildings PRV.

**Department of Defense
Base Structure Report
FY 2013 Baseline**

Structures Portfolio

The DoD uses nearly 200,000 structures throughout the world, valued at over \$141 billion and with over 88% of them owned by the DoD. The legal interest of the assets in this portfolio is depicted in Table 4. The predominant use of these structures by PRV is shown in Figure 3.

Service/WHS	Number of Assets			
	Owned	Leased	Other	Total
Army	90,384	365	13,556	104,305
Navy	30,960	154	3,281	34,395
Air Force	42,393	113	3,245	45,751
Marine Corps	12,009	2	3,125	15,136
WHS	387		6	393
DoD Total	176,133	634	23,213	199,980

Table 4. Number of DoD Structures by Legal Interest¹⁰

¹⁰ Figures include those structures that have been privatized or are operated by private entities in direct support of the DoD mission. These types of relationships are included in the "Other" category. They account for over 2% of the total number of structures, and 1% of the total structures PRV.

Department of Defense Base Structure Report FY 2013 Baseline

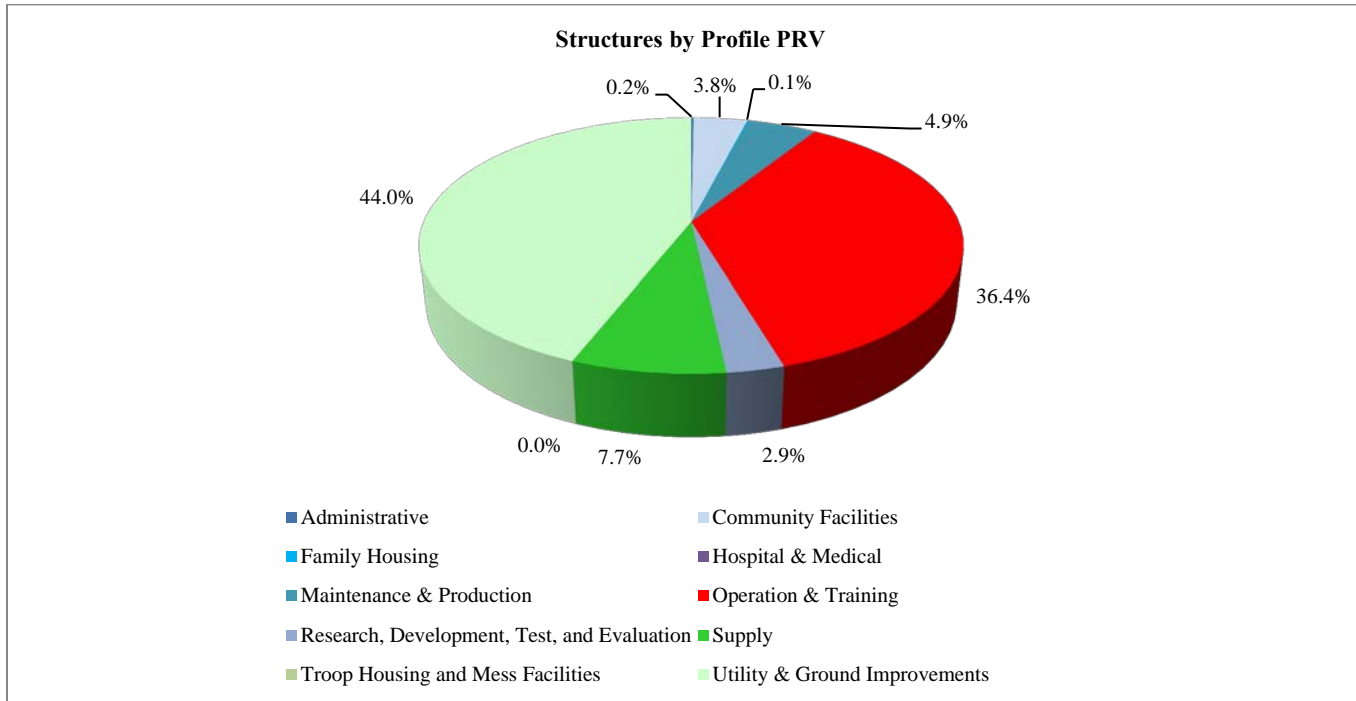


Figure 3. Structures Facility Class by PRV

Department of Defense Base Structure Report FY 2013 Baseline

Linear Structures Portfolio

DoD manages over 66,000 linear structures throughout the world, valued at over \$119 billion. DoD’s linear structures portfolio by legal interest is depicted in Table 5. DoD owns 86% of the more than 66,000 linear structures it manages. The preponderance of these are Utilities and Ground Improvements, such as roads. The predominant use of the linear structures by PRV is shown in Figure 4.

Service/WHS	Number of Assets			Total
	Owned	Leased	Other	
Army	13,929	33	4,344	18,306
Navy	12,228	41	1,557	13,826
Air Force	27,180	98	2,275	29,553
Marine Corps	3,726		952	4,678
WHS	155		2	157
DoD Total	57,218	172	9,130	66,520

Table 5. Number of DoD Linear Structures by Legal Interest¹¹

¹¹ Figures include those linear structures that have been privatized or are operated by private entities in direct support of the DoD mission. These types of relationships are included in the “Other” category. They account for 3% of the total number of linear structures and 2% of the total linear structures PRV.

Department of Defense Base Structure Report FY 2013 Baseline

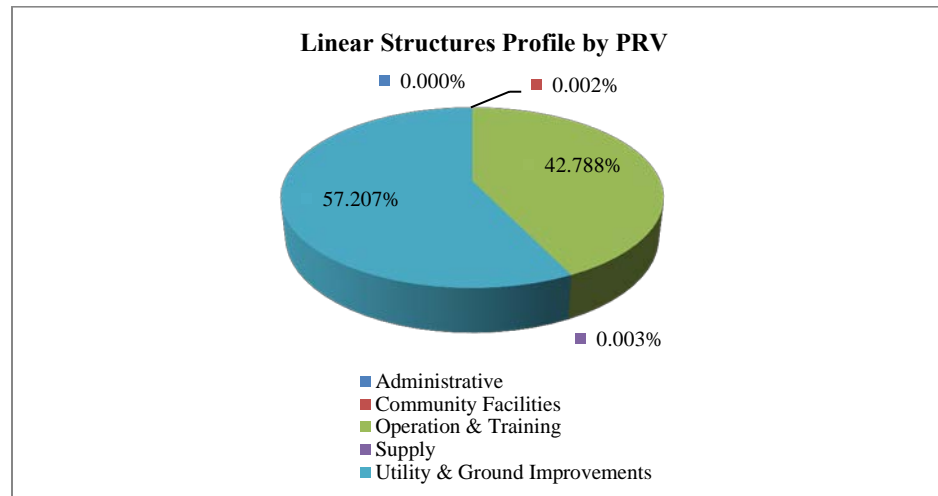


Figure 4. Linear Structures Facility Class by PRV

Department of Defense Base Structure Report FY 2013 Baseline

Land Portfolio

DoD manages over 27.7 million acres of land worldwide. More than 97% of that land is located in the United States or in U.S. Territories. Approximately half of the land controlled by DoD (48%) is government owned. The Army Force controls the largest percentage of DoD's land (44%), followed by the Army (40%). Figure 5 and Table 6 depict the land portfolio.

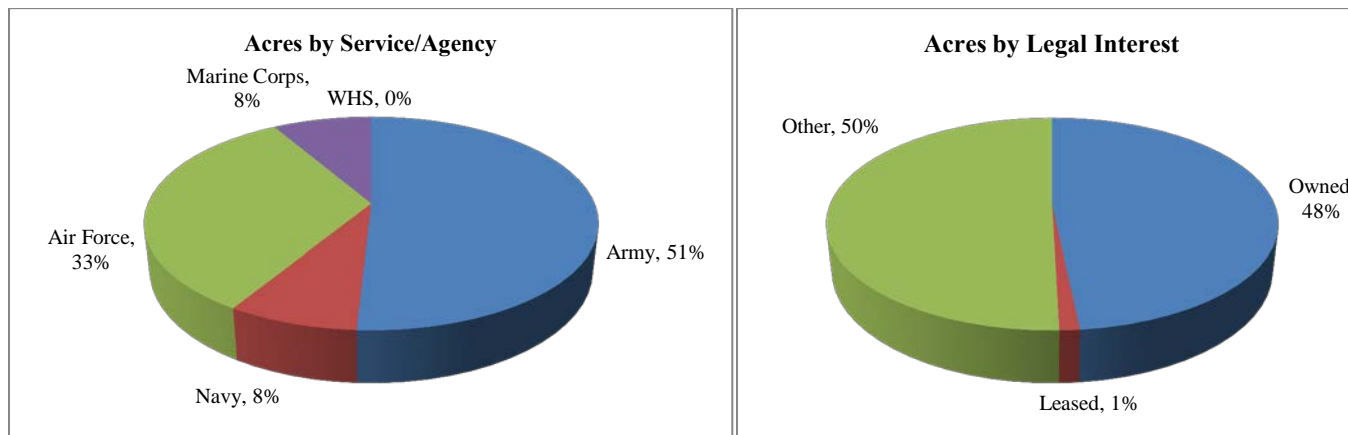


Figure 5. Percentage of Land by Military Service/WHS and Legal Interest

Service/WHS	Number of Acres			Total
	Owned	Leased	Other	
Army	5,384,427	174,098	8,535,500	14,094,025
Navy	599,040	58,119	1,522,005	2,179,165
Air Force	5,931,142	103,374	3,080,339	9,114,855
Marine Corps	1,489,583	1,405	836,822	2,327,810
WHS	948	-	-	948
DoD Total	13,405,141	336,996	13,974,666	27,716,803

Table 6. Acres of Land by Legal Interest

**Department of Defense
Base Structure Report
FY 2013 Baseline**

State Army National Guard Portfolio

The Army, in collaboration with the National Guard Bureau, manages domestic real property with individual States and Territories. Table 7 shows Army National Guard sites owned or managed by DoD with the States and Territories.

The State portfolio consists of more than 69,000 facilities (valued at nearly \$29 billion) and 1.2 million acres located on more than 2,600 sites in the United States and Territories. Table 8 shows the number of State and Territory sites and assets, PRV by type (buildings, structures, linear structures), and number of acres by location.

Area	Army National Guard Sites		
	DoD	State	Total
United States	377	2,612	2,989
Territories	12	32	44
Total	389	2,644	3,033

Table 7. Number of Army National Guard Sites

Area	Number of Sites	Buildings		Structures		Linear Structures		Total		Land
		Count	PRV (\$M)	Count	PRV (\$M)	Count	PRV (\$M)	Count	PRV (\$M)	Acres
United States	2,612	13,905	\$23,626	35,277	\$3,592	20,539	\$1,436	69,721	\$28,654	1,192,431
Territories	32	76	\$235	96	\$15	15	\$1	187	\$252	260
Grand Total	2,644	13,981	\$23,862	35,373	\$3,607	20,554	\$1,438	69,908	\$28,906	1,192,692

Table 8. Number and PRV of State/Territory Army National Guard Assets by Type

**Department of Defense
Base Structure Report
FY 2013 Baseline**

V. Personnel Assigned by Military Installations

This is a new section to the Base Structure Report (BSR). In previous years, the personnel data was submitted by the Services' personnel offices. We then mapped the provided personnel assigned data to the various sites as portrayed in the real property inventory to try to make them integral to the site listing. This year the Office of the Under Secretary of Defense/Personnel and Readiness (OUSD (P&R)) has partnered with us to create a new section of the BSR identifying assigned military and civilian personnel by installation. In order to maintain the integrity of their data report, the installation names in this new section may not exactly correspond to our Site names in other sections of the BSR. We are working with the OUSD (P&R) to incorporate the Real Property Site Unique Identifier (RPSUID) into their reporting system. This will provide for better linking between real property and personnel data in future reports.

Much like the main body of the report, the personnel data is arrayed by State or territory, then by installation. For this year, the data includes personnel for locations in the Continental United States, Alaska, Hawaii and the US Territories. The civilian population includes non-exempt, part time and temporary civilian employees. Non-appropriated funded civilian employees are not included. The data are inclusive of all civilian personnel reflected in the Defense Civilian Personnel and Assignment System and includes all political appointees filling prescribed positions. The military population does not include the prisoner population, but does include those who are strength accountable for Active Duty (which includes transients) and Selected Reservists for the reserve population. Transients are handled differently by the Services; some Services assign a transient unit to these members, while other Services report the departing unit information during the transfer. Most transients are counted under the "Other" category in this report.

The source of the personnel data is the Defense Manpower Data Center (DMDC), a field activity of the OUSD (P&R). Questions on this section of the BSR should be addressed directly to the providers of the data at DMDC, Mr. Kit Tong or Mr. Tim Powers, at (831) 583-2400.

DEPARTMENT OF DEFENSE

Base Structure Report – As of 30 Sept 2012

VI. TOTAL DOD INVENTORY

DEPARTMENT OF DEFENSE
Base Structure Report - As of 30 Sept 2012

SITE	BRAC 2005	COMPONENT	NAME NEAREST CITY	BUILDINGS						ACRES OWNED	TOTAL ACRES	PRV (\$M)
				OWNED		LEASED		OTHER				
				COUNT	SQFT	COUNT	SQFT	COUNT	SQFT			
Alabama												
10C Stagefield		Army Active	Fort Rucker	6	7,213	0	0	0	0	180	180	14.0
310th Chem USARC		Army Reserve	Anniston	3	74,932	0	0	0	0	19	19	14.7
6000 Technology Drive Huntsville		Army Active	Huntsville	0	0	3	78,358	0	0	0	0	17.7
6726 Odyssey Drive Huntsville		Army Active	Huntsville	0	0	2	54,996	0	0	0	0	12.4
Abston ANG5		AF Guard	Montgomery	8	81,723	0	0	0	0	0	27	16.1
Allen Stagefield		Army Active	Wiksburg	5	3,599	0	0	0	0	114	114	13.4
Anniston Army Depot		Army Active	Anniston	1,812	9,510,558	0	0	0	0	15,282	15,322	2,366.2
Barin Field		Navy Active	Foley	7	16,054	0	0	0	0	763	818	40.5
Bill Nichols USARC/ECS		Army Reserve	Anniston	2	61,185	0	0	0	0	17	17	16.3
Birmingham Airport		AF Guard	Birmingham	39	347,364	0	0	0	0	0	140	109.1
Brown Stagefield		Army Active	New Brockton	6	7,533	0	0	0	0	176	176	14.1
Cairns Basefield		Army Active	Daleville	60	539,895	0	0	0	0	1,326	1,326	216.9
Fort Benning		Army Active	Fort Mitchell	66	51,143	0	0	3	281	12,138	12,138	44.0
Fort McClellan		Army Active	Anniston	7	90,031	0	0	0	0	491	491	19.6
Fort McClellan ARNG Training Center		Army Guard	Anniston	130	859,428	0	0	0	0	338	338	183.1
Fort Rucker		Army Active	Fort Rucker	698	4,892,103	6	19,260	746	1,950,696	57,776	59,262	1,560.3
Goldberg Stagefield		Army Active	Ozark	5	6,076	0	0	0	0	101	101	12.2
Green Springs USARC/AMSA		Army Reserve	Birmingham	3	47,203	0	0	0	0	10	10	10.5
Highbluff Stagefield		Army Active	Hartford	5	3,847	0	0	0	0	190	190	12.0
Horace B Hanson USARC		Army Reserve	Birmingham	3	99,804	0	0	0	0	14	14	19.7
Hunt Stagefield		Army Active	Ozark	3	3,168	0	0	0	0	153	153	12.2
Maxwell AFB		AF Active	Maxwell AFB	231	4,763,124	0	0	0	0	2,528	3,543	1,241.9
Maxwell AFB Gunter Annex		AF Active	Gunter AFB	58	1,748,145	2	31,347	0	0	353	371	363.6
Montgomery ANG5		AF Guard	Montgomery	6	65,123	0	0	0	0	12	12	12.1
Montgomery Regional Airport ANGB		AF Guard	Montgomery	45	369,669	0	0	0	0	0	70	99.1
MOUT Training Site - Fort McClellan		Army Guard	Fort Mc Clellan	2	4,373	0	0	0	0	11	11	22.5
NOLF Brewton		Navy Active	Brewton	0	0	1	100	2	1,070	0	653	37.2
NOLF Evergreen		Navy Active	Evergreen	0	0	2	7,746	0	0	136	444	25.0
NOLF Silverhill		Navy Active	Daphne	2	1,443	0	0	0	0	400	400	30.1
NOLF Summerdale		Navy Active	Summerdale	2	1,043	0	0	0	0	565	567	30.7
NOLF Wolf		Navy Active	Summerdale	1	240	0	0	0	0	422	422	29.3

* US Locations that do not meet criteria of at least ten (10) Acres AND at least \$10M PRV. US Territories and Non-US Locations that do not meet criteria of at least ten (10) Acres OR at least \$10M PRV.

DEPARTMENT OF DEFENSE
Base Structure Report - As of 30 Sept 2012

SITE	BRAC 2005	COMPONENT	NAME NEAREST CITY	BUILDINGS						ACRES OWNED	TOTAL ACRES	PRV (\$M)
				OWNED		LEASED		OTHER				
				COUNT	SQFT	COUNT	SQFT	COUNT	SQFT			
NOSC-MCRC Bessemer		Navy Reserve	Bessemer	10	74,669	0	0	0	0	16	16	15.2
Pelham Range Training Site - Fort McClellan		Army Guard	Alexandria	109	166,036	0	0	0	0	22,245	22,245	116.2
Redstone Arsenal		Army Active	Huntsville	1,562	13,583,545	10	161,339	9	31,829	30,920	37,910	4,511.6
Shell Basefield		Army Active	Enterprise	18	69,159	0	0	0	0	296	296	47.1
Skelly Stagefield		Army Active	Kinston	3	6,113	0	0	0	0	193	193	13.4
Stinson Stagefield		Army Active	New Brockton	6	7,713	0	0	0	0	191	191	14.0
Toth Stagefield		Army Active	Dothan	3	2,215	0	0	1	220	128	128	15.2
Wright USARC/AMSA		Army Reserve	Mobile	4	51,410	0	0	0	0	6	6	10.2
* OTHER SITE(S) : 59				100	645,379	15	91,594	0	0	744	991	173.1
Alabama Total:				5,030	38,262,258	41	444,740	761	1,984,096	148,252	159,304	11,532.8

Alaska

Back Island		Navy Active	Ketchikan	4	25,060	0	0	0	0	0	15	112.1
Barter Island Dew Station Bar		AF Active	Kaktovik	7	65,887	0	0	0	0	0	641	246.5
Big Mountain Radio Relay Site		AF Active	Iliamna	0	0	0	0	0	0	0	402	52.9
Birch Lake Recreation Annex		AF Active	Fairbanks	32	18,046	0	0	0	0	49	51	13.9
Black Rapids Training Area		Army Active	Delta Junction	8	39,960	0	0	5	1,850	0	2,785	20.4
Blair Lake Air Force Rangeex		AF Active	Fairbanks	3	31,600	0	0	0	0	0	33,963	31.2
Cape Lisburne Long Range Radar Site		AF Active	Point Hope	7	46,258	0	0	0	0	0	1,125	156.8
Cape Newenham Long Range Radar Site		AF Active	Platinum	5	42,925	0	0	0	0	0	2,359	173.2
Cape Romanzof Long Range Radar Site		AF Active	Hooper Bay	8	36,745	0	0	0	0	0	4,900	58.2
Chena River Research Site		AF Active	Fairbanks	2	420	0	0	0	0	3,791	3,791	70.5
Clear AB		AF Active	Clear A.F.B.	55	885,500	0	0	0	0	11,438	11,438	655.0
Cold Bay Long Range Radar Site		AF Active	Cold Bay	5	13,548	0	0	0	0	0	208	49.9
Donnelly Training Area		Army Active	Delta Junction	45	111,516	0	0	18	3,186	0	631,693	374.5
Eareckson AS		AF Active	Shemya Station	59	1,135,188	0	0	0	0	0	3,520	2,418.7
Eielson AFB		AF Active	North Pole	492	6,538,150	123	1,028,875	2	83,326	24,383	24,429	4,458.1
Elmendorf AFB		AF Active	Elmendorf AFB	410	8,175,070	0	0	2	5,363	20,813	22,275	4,567.6
Fairbanks Eielson Pipeline		Army Active	Fort Wainwright	0	0	0	0	0	0	17	120	287.5
Flaxman Island Range Radar Site		AF Active	Deadhorse	12	25,438	0	0	0	0	0	605	103.4
Fort Greely		Army Active	Delta Junction	145	1,265,388	0	0	22	93,275	0	7,200	1,148.4
Fort Richardson		AF Active	Fort Richardson	479	5,615,559	0	0	0	0	60,654	60,938	3,161.2

* US Locations that do not meet criteria of at least ten (10) Acres AND at least \$10M PRV. US Territories and Non-US Locations that do not meet criteria of at least ten (10) Acres OR at least \$10M PRV.

DEPARTMENT OF DEFENSE
Base Structure Report - As of 30 Sept 2012

SITE	BRAC 2005	COMPONENT	NAME NEAREST CITY	BUILDINGS						ACRES OWNED	TOTAL ACRES	PRV (\$M)
				OWNED		LEASED		OTHER				
				COUNT	SQFT	COUNT	SQFT	COUNT	SQFT			
Fort Wainwright		Army Active	Fort Wainwright	296	4,727,814	0	0	642	5,418,824	3,419	656,241	5,639.7
Fort Yukon Long Range Radar Site		AF Active	Fort Yukon	6	47,303	0	0	0	0	0	84	26.1
Gerstle River Arctic Test Site		Army Active	Fairbanks	0	0	0	0	0	0	0	20,750	11.0
Haarp Research Station		AF Active	Gakona	23	14,720	0	0	10	31,174	5,408	5,408	64.0
Haines Terminal		Army Active	Haines	0	0	0	0	0	0	170	200	19.5
Indian Mountain Long Range Radar Site		AF Active	Hughes	8	33,230	0	0	0	0	0	4,226	178.4
Indian Mountain Research Site		AF Active	Fairbanks	0	0	0	0	0	0	447	447	11.4
Kalakaket Creek Radio Relay Site		AF Active	Ruby	0	0	0	0	0	0	0	316	27.0
King Salmon Airport		AF Active	King Salmon	2	9,366	0	0	52	365,294	192	928	959.3
Kotzebue Long Range Radar Site		AF Active	Kotzebue	2	4,511	0	0	0	0	0	676	14.4
Lonely Short Range Radar Site		AF Active	Barrow	0	0	0	0	13	27,465	0	1,082	173.8
NARL Barrow Camp		Navy Active	Barrow	4	37,858	0	0	0	0	0	688	41.2
Nike Alaska Mike		Army Active	Fairbanks	1	25,478	0	0	0	0	0	0	11.9
Nike Alaska Peter		Army Active	Fairbanks	1	25,497	0	0	0	0	2	2	10.3
Nikolski Radio Relay Site		AF Active	Nikolski	1	120	0	0	0	0	0	323	15.2
Nome Field		AF Active	Nome	1	384	0	0	0	0	7	7	10.4
North River Radio Relay Site		AF Active	Unalakleet	0	0	0	0	0	0	0	144	23.3
NOSC Fort Richardson		Navy Reserve	Fort Richardson	2	29,849	0	0	0	0	0	0	11.3
Oliktok Long Range Radar Site		AF Active	Deadhorse	4	36,572	0	0	0	0	160	832	111.7
Point Barrow Long Range Radar Site		AF Active	Barrow	0	0	0	0	6	52,965	0	266	95.6
Point Lay Long Range Radar Site		AF Active	Point Lay	3	25,036	0	0	0	0	0	1,442	81.9
Seward Recreation Area		Army Active	Seward	22	54,975	0	0	0	0	0	12	13.5
Sparrevohn Long Range Radar Site		AF Active	Lime Village	7	37,855	0	0	0	0	0	1,179	183.6
Tatalina Long Range Radar Site		AF Active	McGrath	7	37,367	0	0	0	0	0	4,970	83.6
Ted Stevens IAP		AF Guard	Anchorage	37	424,900	0	0	0	0	0	129	232.5
Tin City Long Range Radar Site		AF Active	Wales	6	83,453	0	0	0	0	38	723	190.5
Wainwright Short Range Radar Site		AF Active	Wainwright	3	2,628	0	0	5	19,994	0	1,519	148.5
Whittier Anchorage Pipeline		Army Active	Whittier	1	416	0	0	0	0	212	406	215.6
Yukon Command TS		Army Active	Fairbanks	8	11,652	0	0	4	808	184	287,418	220.5
Yukon Weapons Range		AF Active	Fairbanks	8	7,337	0	0	0	0	118	246	11.9
* OTHER SITE(S) : 105				126	154,749	4	5,389	0	0	152	247,694	157.3

* US Locations that do not meet criteria of at least ten (10) Acres AND at least \$10M PRV. US Territories and Non-US Locations that do not meet criteria of at least ten (10) Acres OR at least \$10M PRV.

DEPARTMENT OF DEFENSE
Base Structure Report - As of 30 Sept 2012

SITE	BRAC 2005	COMPONENT	NAME NEAREST CITY	BUILDINGS						ACRES OWNED	TOTAL ACRES	PRV (\$M)
				OWNED		LEASED		OTHER				
				COUNT	SQFT	COUNT	SQFT	COUNT	SQFT			
Alaska Total:				2,357	29,905,328	127	1,034,264	781	6,103,524	131,654	2,050,816	27,154.9
American Samoa												
Te O USARC		Army Reserve	Pago Pago	6	90,234	1	7,200	1	7,380	18	110	77.3
American Samoa Total:				6	90,234	1	7,200	1	7,380	18	110	77.3
Arizona												
Air Control Tower		MC Active	Yuma	3	16,760	0	0	0	0	0	0	13.6
Air Force Plant 44		AF Active	Tucson	71	1,030,468	0	0	0	0	2,208	2,215	249.0
Barnes Hall USARC		Army Reserve	Phoenix	5	63,256	0	0	0	0	12	12	15.9
Barry Goldwater Range		MC Active	Yuma	55	217,163	0	0	0	0	691,759	691,759	317.7
Camp Navajo		Army Guard	Bellemont	900	2,991,351	0	0	0	0	2,657	28,345	953.0
Davis-Monthan AFB		AF Active	Davis Monthan AFB	516	4,776,201	0	0	1	18,704	5,131	10,668	1,972.8
Fort Huachuca		Army Active	Sierra Vista	589	5,517,101	0	0	167	556,304	58,142	73,398	2,294.1
Gila Bend Air Force Auxiliary Field		AF Active	Gila Bend	42	143,630	0	0	0	0	640	1,886	115.5
Herrea Hall USARC		Army Reserve	Mesa	4	91,663	0	0	0	0	13	13	21.5
Luke AFB		AF Active	Luke AFB	360	3,752,503	0	0	0	0	2,933	4,833	1,410.2
Luke Air Force Auxiliary Field 1		AF Active	Wittmann	1	600	0	0	0	0	400	1,105	152.5
Luke Waste Annex		AF Active	Glendale	11	27,847	0	0	0	0	0	46	16.2
MCAS Yuma		MC Active	Yuma	316	2,649,284	0	0	409	1,272,480	7,151	7,678	1,572.1
MCAS Yuma Hsg-Off Base		MC Active	Yuma	0	0	0	0	54	182,716	23	23	74.0
Mesa Research Site		AF Active	Mesa	10	97,959	0	0	0	0	7	7	34.6
NAVOBSSTA Flagstaff		Navy Active	Flagstaff	12	37,890	0	0	0	0	278	282	14.8
NG Buckeye		Army Guard	Buckeye	8	100,980	0	0	0	0	0	1,481	21.6
NG Florence Military Reservation		Army Guard	Florence	16	43,784	0	0	0	0	6,495	6,495	33.4
NG Papago Military Reservation		Army Guard	Phoenix	53	525,261	0	0	0	0	0	418	152.6
NOSC Phoenix		Navy Reserve	Phoenix	12	49,220	0	0	0	0	9	9	12.3
Papago ANG		AF Guard	Phoenix	4	40,364	0	0	0	0	0	12	10.2
Sky Harbor IAP		AF Guard	Phoenix	18	277,865	0	0	0	0	0	60	99.0
The Barry M Goldwater Air Force Range		AF Active	Gila Bend	9	8,708	0	0	0	0	103,163	1,753,512	172.1
Tucson IAP		AF Guard	Tucson	39	598,497	0	0	1	3,000	94	98	186.1
Williams AFB		AF Active	Mesa	2	3,368	0	0	0	0	145	145	37.0
Yuma Proving Ground		Army Active	Yuma	478	1,764,437	0	0	2	8,644	171,141	1,008,913	1,405.2
* OTHER SITE(S) : 23				79	172,891	3	66,245	8	14,969	2,063	50,914	88.8

* US Locations that do not meet criteria of at least ten (10) Acres AND at least \$10M PRV. US Territories and Non-US Locations that do not meet criteria of at least ten (10) Acres OR at least \$10M PRV.

DEPARTMENT OF DEFENSE
Base Structure Report - As of 30 Sept 2012

SITE	BRAC 2005	COMPONENT	NAME NEAREST CITY	BUILDINGS						ACRES OWNED	TOTAL ACRES	PRV (\$M)
				OWNED		LEASED		OTHER				
				COUNT	SQFT	COUNT	SQFT	COUNT	SQFT			
Arizona Total:				3,613	24,999,051	3	66,245	642	2,056,817	1,054,462	3,644,326	11,445.3
Arkansas												
63rd RRC - ECS 15		Army Reserve	Fort Smith	5	109,401	4	82,278	0	0	39	39	45.0
Arkadelphia AFRC		Army Reserve	Arkadelphia	2	53,937	0	0	0	0	15	15	11.9
El Dorado AFRC		Army Reserve	El Dorado	3	50,741	0	0	0	0	7	7	10.7
Fort Chaffee MTC		Army Guard	Fort Smith	403	1,812,196	0	0	0	0	64,272	64,272	610.4
Fort Smith MAP		AF Guard	Fort Smith	41	386,144	0	0	0	0	0	142	113.6
Hot Springs AFRC		Army Reserve	Hot Springs	3	57,847	0	0	0	0	13	13	13.3
Jonesboro AFRC		Army Reserve	Jonesboro	4	105,401	0	0	0	0	23	23	19.9
Little Rock AFB		AF Active	Romance	358	4,151,406	0	0	0	0	6,772	6,929	1,458.4
Maurice Britt USARC		Army Reserve	North Little Rock	15	226,849	0	0	0	0	43	43	51.5
Pine Bluff Arsenal		Army Active	White Hall	932	3,688,238	0	0	0	0	13,493	13,493	1,318.9
* OTHER SITE(S) : 18				67	281,562	0	0	0	0	418	958	66.1
Arkansas Total:				1,833	10,923,721	4	82,278	0	0	85,095	85,935	3,719.7
California												
4th MARDIV Bakersfield		MC Reserve	Bakersfield	4	33,295	0	0	0	0	3	3	10.2
4th MARDIV San Bruno		MC Reserve	San Bruno	3	47,709	0	0	0	0	6	6	12.8
Air Force Plant 42		AF Active	Palmdale	113	3,415,871	0	0	0	0	6,131	6,131	1,428.2
Barstow/Daggett Heliport		Army Active	Daggett	4	100,583	0	0	0	0	0	0	57.6
Beale AFB		AF Active	Beale AFB	326	3,009,243	0	0	0	0	22,439	22,451	2,025.0
Bell MD		Army Reserve	Bell	3	237,841	0	0	0	0	45	45	64.6
BT Collins USARC/OMS/AMSA (G)		Army Reserve	Sacramento	11	214,473	0	0	0	0	38	38	60.7
Camarillo Airport		Navy Active	Camarillo	4	62,664	0	0	0	0	4	4	19.6
Channel Islands ANGS		AF Guard	Port Hueneme	23	345,323	0	0	0	0	206	206	260.9
Chocolate Mountain Air Gnr Range		MC Active	Niland	4	43,066	0	0	0	0	231,638	459,468	261.4
CSO Hunters Point Annex		Navy Active	San Francisco	159	3,012,186	0	0	0	0	858	858	2,021.6
CSO NAS Alameda		Navy Active	Alameda	338	6,079,107	0	0	0	0	2,377	2,377	2,435.3
CSO NAS Alameda North Housing/SF		Navy Active	San Francisco	51	440,010	0	0	0	0	0	0	75.3
CSO NS Long Beach		Navy Active	Long Beach	15	71,388	0	0	0	0	0	0	87.6
CSO NS Treasure Island		Navy Active	San Francisco	134	2,114,660	1	30,000	0	0	995	996	1,028.5
CSO NSY Long Beach		Navy Active	Long Beach	24	708,549	0	0	0	0	390	396	307.5

* US Locations that do not meet criteria of at least ten (10) Acres AND at least \$10M PRV. US Territories and Non-US Locations that do not meet criteria of at least ten (10) Acres OR at least \$10M PRV.

DEPARTMENT OF DEFENSE
Base Structure Report - As of 30 Sept 2012

SITE	BRAC 2005	COMPONENT	NAME NEAREST CITY	BUILDINGS						ACRES OWNED	TOTAL ACRES	PRV (\$M)
				OWNED		LEASED		OTHER				
				COUNT	SQFT	COUNT	SQFT	COUNT	SQFT			
CSO NSY Mare Island		Navy Active	Vallejo	97	943,793	0	0	0	0	860	860	362.8
CSO PWC San Francisco AB Housing Area		Navy Active	San Francisco	277	1,669,217	0	0	0	0	0	0	279.6
Davis Communications Annex Site 1		AF Active	Davis	4	29,524	0	0	0	0	160	160	21.8
Defense Distribution Region West Sharpe Site		Army Active	French Camp	78	4,087,694	0	0	1	12,092	724	724	822.5
Defense Distribution Region West Tracy		Army Active	Tracy	58	5,413,036	1	4,850	0	0	908	908	963.4
Edwards AFB		AF Active	Lancaster	1,223	8,408,191	1	25,913	115	326,021	288,997	307,517	5,595.9
El Monte USARC		Army Reserve	South El Monte	4	38,348	0	0	0	0	0	11	11.2
Former NAVPHIBASE Coronado		Navy Active	Coronado	158	2,118,440	0	0	193	872,860	760	762	1,122.5
Fort Hunter Liggett		Army Reserve	Jolon	304	1,112,944	0	0	1	4,386	116,785	164,261	732.9
Fort MacArthur FH Annex		AF Active	Long Beach	40	279,006	0	0	0	0	191	193	112.4
Fort Ord		Army Active	Seaside	0	0	0	0	0	0	14,159	14,159	132.9
Fresno Yosemite International (ANG)		AF Guard	Fresno	32	314,535	0	0	0	0	0	102	130.4
Garden Grove USARC		Army Reserve	Garden Grove	4	39,771	0	0	0	0	14	14	10.5
George AFB		AF Active	George AFB	50	530,812	0	0	0	0	3,739	4,055	654.1
Hayward MAP (ANG)		AF Guard	Hayward	17	148,452	0	0	0	0	0	27	45.4
Heroic War Dead of Oakland USARC		Army Reserve	Oakland	0	0	8	79,329	0	0	0	16	25.4
Holderman Hall USARC		Army Reserve	Los Angeles	3	84,052	0	0	0	0	10	10	22.0
Holtville Carrier LS		Navy Active	El Centro	0	0	0	0	0	0	0	110	23.8
Hunter Hall USARC		Army Reserve	San Pablo	2	34,136	0	0	0	0	5	5	10.6
Jones Hall USARC		Army Reserve	Mountain View	10	41,084	0	0	0	0	7	7	13.0
Laguna Peak		Navy Active	Point Mugu	9	13,353	0	0	0	0	39	39	15.9
Leymal Hall USARC		Army Reserve	Fresno	4	37,735	0	0	0	0	8	8	11.2
Lincoln Communication Annex		AF Active	Lincoln	2	16,264	0	0	0	0	358	358	23.2
Long Beach Fuel Complex		Navy Active	Long Beach	7	8,305	0	0	0	0	11	11	98.1
Los Angeles AFB		AF Active	El Segundo	20	959,863	0	0	0	0	54	56	289.8
Los Angeles Air Force Annex No.4		AF Active	Carson	1	85,000	0	0	0	0	23	23	23.6
LWTC, NFAC Site 1		AF Active	San Jose	1	150,906	0	0	1	9,938	0	0	82.1
March AFB		AF Active	Riverside	144	272,509	1	400	0	0	1,543	1,558	356.3
March ARB		AF Reserve	Riverside	206	2,531,430	0	0	0	0	2,138	2,386	1,229.7
March USARC		Army Reserve	Riverside	12	237,929	0	0	0	0	69	69	58.7

* US Locations that do not meet criteria of at least ten (10) Acres AND at least \$10M PRV. US Territories and Non-US Locations that do not meet criteria of at least ten (10) Acres OR at least \$10M PRV.

DEPARTMENT OF DEFENSE
Base Structure Report - As of 30 Sept 2012

SITE	BRAC 2005	COMPONENT	NAME NEAREST CITY	BUILDINGS						ACRES OWNED	TOTAL ACRES	PRV (\$M)
				OWNED		LEASED		OTHER				
				COUNT	SQFT	COUNT	SQFT	COUNT	SQFT			
Mare Island USARC/OMS/Marine AMSA		Army Reserve	Vallejo	7	91,230	0	0	0	0	34	34	83.2
Marina Airport		Navy Active	Monterey	0	0	1	64,920	0	0	0	2	19.9
Mather AFB		AF Active	Rancho Cordova	183	1,461,949	0	0	0	0	4,359	4,488	1,030.8
MCAGCC 29 Palms Coleville		MC Active	Topaz	4	13,513	0	0	49	211,087	0	0	43.0
MCAS El Toro LIFOC		MC Active	Irvine	8	78,160	0	0	0	0	423	423	17.4
MCAS Miramar		MC Active	San Diego	475	6,050,395	0	0	308	1,229,666	21,191	22,906	2,970.1
MCAS Tustin Carve-Out 2		MC Active	Tustin	41	470,215	0	0	0	0	34	34	144.8
MCB Camp Pendleton		MC Active	Camp Pendleton	1,849	20,589,320	22	80,309	3,227	13,309,842	124,864	127,159	10,096.7
McClellan AFB		AF Active	McClellan AFB	359	8,755,372	0	0	1	16,000	2,777	2,873	2,955.8
McClellan FH Annex		AF Active	McClellan AFB	285	644,415	0	0	0	0	7	12	111.3
MCLB Barstow		MC Active	Barstow	164	2,449,258	0	0	0	0	1,286	3,725	639.0
MCLB Barstow Yermo Area		MC Active	Barstow	94	1,948,593	0	0	0	0	1,366	1,681	699.7
MCRC Pasadena		MC Reserve	Pasadena	1	39,801	0	0	0	0	0	2	10.1
MCRD San Diego		MC Active	San Diego	134	2,510,901	0	0	11	23,961	428	428	790.3
MCRD San Diego Former NTC		MC Active	San Diego	5	142,957	0	0	0	0	72	72	51.1
Military Ocean Terminal Concord		Army Active	Concord	165	408,291	1	1	0	0	6,100	6,100	542.7
Moffett Community Housing		Army Reserve	Mountain View	10	362,518	0	0	89	635,122	140	140	235.8
Moffett Field Site 5		AF Guard	Moffett Field	1	35,745	0	0	0	0	0	0	12.1
Moffett USARC		Army Reserve	Mountain View	0	0	1	160,655	5	96,336	0	7	81.3
MSA Munitions Storage Area Site 2		AF Guard	Fresno	6	28,718	0	0	0	0	0	0	10.3
MTC-H Camp Roberts		Army Guard	San Miguel	737	2,893,245	0	0	0	0	42,814	42,814	1,122.6
MWTC Bridgeport		MC Active	Coleville	48	318,860	0	0	0	0	744	47,204	121.1
NAF El Centro		Navy Active	El Centro	199	1,090,873	0	0	58	145,657	3,394	3,517	768.6
NAF El Centro Target 101		Navy Active	El Centro	1	7,546	0	0	0	0	1,440	17,777	24.6
NAS Lemoore		Navy Active	Lemoore Nas	252	3,548,544	0	0	918	3,123,841	29,394	29,394	2,624.9
NAS Moffett Field		AF Guard	Moffett Field	23	295,772	0	0	0	0	148	148	118.7
Naval Medical Center San Diego		Navy Active	San Diego	22	2,112,547	0	0	4	11,771	76	76	1,072.8
NAVBASE Ventura City Point Mugu		Navy Active	Point Mugu	506	3,930,618	0	0	359	683,049	4,484	4,484	1,976.7
NAVPHIBASE Seal Side		Navy Active	Coronado	29	572,940	0	0	0	0	72	329	158.8
NAVPMOSSP Mtn View		Navy Active	Mountain View	12	785,873	0	0	0	0	343	343	263.1
NAVSUPPDET Monterey		Navy Active	Monterey	66	1,372,477	0	0	3	11,148	138	140	445.3
NAVSUPPDET Monterey Det Santa Cruz		Navy Active	Santa Cruz	27	55,700	0	0	0	0	0	0	24.4

* US Locations that do not meet criteria of at least ten (10) Acres AND at least \$10M PRV. US Territories and Non-US Locations that do not meet criteria of at least ten (10) Acres OR at least \$10M PRV.

DEPARTMENT OF DEFENSE
Base Structure Report - As of 30 Sept 2012

SITE	BRAC 2005	COMPONENT	NAME NEAREST CITY	BUILDINGS						ACRES OWNED	TOTAL ACRES	PRV (\$M)
				OWNED		LEASED		OTHER				
				COUNT	SQFT	COUNT	SQFT	COUNT	SQFT			
NAVSUPPDET Monterey Dixon Transmitter Fac		Navy Active	Dixon	27	87,918	0	0	0	0	1,285	1,285	51.6
NAVSUPPDET Monterey La Mesa Village		Navy Active	Monterey	15	107,299	0	0	257	888,051	298	298	194.7
NAVSUPPDET Monterey Navy School Annex		Navy Active	Monterey	26	190,623	0	0	0	0	120	136	92.8
NAWS China Lake		Navy Active	China Lake	1,111	4,564,750	0	0	405	841,483	81,954	606,926	3,688.4
NAWS China Lake Harvey Field Area		Navy Active	China Lake	3	3,006	0	0	0	0	0	1	21.4
NAWS China LakeRandsburg Wash Area		Navy Active	Trona	51	159,626	0	0	2	1,084	4,541	503,468	91.8
NB Coronado		Navy Active	San Diego	585	9,278,247	0	0	60	146,571	2,803	2,804	4,373.9
NB Coronado Camp Michael Monsoor		Navy Active	Pine Valley	17	35,163	0	0	0	0	0	1,079	19.2
NB Coronado Camp Morena		Navy Active	Jacumba	0	0	0	0	24	54,795	0	62	14.8
NB Coronado Imperial Beach		Navy Active	Imperial Beach	55	453,389	0	0	28	333,320	1,258	1,294	316.3
NB Coronado Lofgren Terrace		Navy Active	Chula Vista	0	0	0	0	53	375,010	37	37	62.9
NB Coronado NF Survival Tng		Navy Active	Warner Springs	40	46,261	0	0	0	0	0	12,544	14.4
NB Coronado Silver Strand		Navy Active	Imperial Beach	12	112,190	0	0	2	10,000	549	549	43.7
NB Point Loma		Navy Active	San Diego	123	1,046,640	0	0	16	35,499	0	336	573.4
NB Point Loma Admiral Hartman Housing 1		Navy Active	San Diego	0	0	0	0	92	150,991	46	46	45.4
NB Point Loma Admiral Hartman Housing 2		Navy Active	San Diego	0	0	0	0	56	90,881	54	54	14.5
NB Point Loma Admiral Hartman Housing 3		Navy Active	San Diego	0	0	0	0	288	488,696	54	54	78.2
NB Point Loma Beech St Knolls Hsg		Navy Active	San Diego	0	0	0	0	8	91,820	6	6	24.0
NB Point Loma C3F Complex		Navy Active	San Diego	15	384,879	0	0	0	0	91	91	139.7
NB Point Loma Chesterton Hsg		Navy Active	San Diego	1	6,863	0	0	434	808,938	144	144	153.1
NB Point Loma Fleet ASW		Navy Active	San Diego	45	1,137,407	0	0	0	0	66	66	365.9
NB Point Loma Fuel Farm		Navy Active	San Diego	39	79,938	0	0	0	0	14	206	314.0
NB Point Loma Lindbergh Field		Navy Active	San Diego	5	51,443	0	0	0	0	7	7	14.9
NB Point Loma Mira Mesa Ridge Hsg		Navy Active	San Diego	0	0	0	0	19	97,666	7	7	15.6
NB Point Loma Old Town		Navy Active	San Diego	13	1,465,324	0	0	0	0	47	47	468.7
NB Point Loma Park Summit Hsg		Navy Active	San Diego	0	0	0	0	2	116,487	1	1	18.4
NB Point Loma SPAWARS South		Navy Active	San Diego	10	31,130	0	0	0	0	65	65	11.8

* US Locations that do not meet criteria of at least ten (10) Acres AND at least \$10M PRV. US Territories and Non-US Locations that do not meet criteria of at least ten (10) Acres OR at least \$10M PRV.

DEPARTMENT OF DEFENSE
Base Structure Report - As of 30 Sept 2012

SITE	BRAC 2005	COMPONENT	NAME NEAREST CITY	BUILDINGS						ACRES OWNED	TOTAL ACRES	PRV (\$M)
				OWNED		LEASED		OTHER				
				COUNT	SQFT	COUNT	SQFT	COUNT	SQFT			
NB Point Loma SPAWARSCEN		Navy Active	San Diego	260	1,882,213	0	0	0	0	3	501	751.3
NB Point Loma Taylor Street		Navy Active	San Diego	4	59,522	0	0	0	0	3	3	15.3
NB San Diego		Navy Active	San Diego	186	2,667,051	0	0	3	9,972	940	959	2,191.0
NB San Diego Bayview Hills Housing		Navy Active	San Diego	1	5,500	0	0	199	1,622,259	162	162	270.3
NB San Diego Bonita Bluffs		Navy Active	San Diego	0	0	0	0	28	94,874	4	4	15.3
NB San Diego Broadway Complex		Navy Active	San Diego	8	893,004	0	0	0	0	20	22	202.5
NB San Diego Chollas Heights Housing		Navy Active	San Diego	1	12,800	0	0	91	556,930	78	78	101.3
NB San Diego Dryside		Navy Active	San Diego	124	3,124,548	0	0	9	1,470,726	289	289	1,229.1
NB San Diego Eucalyptus Housing		Navy Active	San Diego	0	0	0	0	57	487,888	41	41	78.0
NB San Diego Home Terrace Condos		Navy Active	San Diego	0	0	0	0	27	126,842	10	10	21.9
NB San Diego Howard Gilmore		Navy Active	La Mesa	0	0	0	0	48	759,257	38	38	113.9
NB San Diego Mission Gorge		Navy Active	San Diego	15	28,606	0	0	0	0	448	448	30.3
NB San Diego Murphy Canyon		Navy Active	San Diego	4	30,360	0	0	1,129	4,636,475	733	733	856.3
NB San Diego National City		Navy Active	National City	3	246,875	0	0	0	0	56	56	35.3
NB San Diego NAVFAC SW		Navy Active	San Diego	12	30,963	1	55,925	0	0	0	3	25.0
NB San Diego Paradise Gardens		Navy Active	San Diego	0	0	0	0	8	76,056	3	3	13.5
NB San Diego Park Townhouse- La Mesa		Navy Active	La Mesa	0	0	0	0	12	72,036	3	3	12.1
NB San Diego Pomerado Terrace		Navy Active	San Diego	0	0	0	0	23	263,281	52	52	45.2
NB San Diego Prospect View/Santee		Navy Active	Santee	0	0	0	0	18	82,617	8	8	13.2
NB San Diego Ramona Vista Apts		Navy Active	Ramona	0	0	0	0	10	76,464	4	4	16.3
NB San Diego Riverplace/Santee		Navy Active	Santee	0	0	0	0	27	138,496	7	7	30.7
NB San Diego Terrace View Villas		Navy Active	San Diego	0	0	0	0	65	244,748	17	17	39.9
NB San Diego Woodlake Condominiums		Navy Active	San Diego	0	0	0	0	11	74,773	4	4	17.3
NG Hammer Field		Army Guard	Fresno	3	96,227	0	0	0	0	15	15	27.5
NG Moreno Valley		Army Guard	Riverside	1	53,000	0	0	0	0	16	16	14.3
NG Sacramento Mather		Army Guard	Mather AFB	10	88,638	0	0	0	0	30	30	44.4
NG Seaside		Army Guard	Seaside	4	36,493	0	0	0	0	6	6	11.4
NG TS MD Los Alamitos		Army Guard	Los Alamitos	182	1,356,872	0	0	0	0	1,376	1,376	579.7
NG Van Nuys		Army Guard	Van Nuys	1	50,268	0	0	0	0	5	5	12.9
NORCO		Navy Active	Norco	56	475,350	0	0	0	0	279	281	232.4

* US Locations that do not meet criteria of at least ten (10) Acres AND at least \$10M PRV. US Territories and Non-US Locations that do not meet criteria of at least ten (10) Acres OR at least \$10M PRV.

DEPARTMENT OF DEFENSE
Base Structure Report - As of 30 Sept 2012

SITE	BRAC 2005	COMPONENT	NAME NEAREST CITY	BUILDINGS						ACRES OWNED	TOTAL ACRES	PRV (\$M)
				OWNED		LEASED		OTHER				
				COUNT	SQFT	COUNT	SQFT	COUNT	SQFT			
North Highlands ANG		AF Guard	North Highlands	16	49,123	0	0	0	0	0	8	14.4
Norwalk		AF Reserve	Norwalk	10	7,837	0	0	0	0	47	55	165.5
Norwalk Fuel Complex		Navy Active	Norwalk	1	676	0	0	0	0	17	18	88.1
NOSC Alameda		Navy Reserve	Alameda	5	96,600	0	0	0	0	15	15	25.7
NOSC Fresno		Navy Reserve	Fresno	2	37,565	0	0	0	0	6	6	11.0
NOSC LA		Navy Reserve	Los Angeles	6	142,462	0	0	0	0	11	11	37.4
NOSC Moreno		Navy Reserve	Moreno Valley	2	59,660	0	0	0	0	7	7	15.6
NOSC Sacramento		Navy Reserve	Sacramento	4	53,337	0	0	0	0	20	20	14.8
NOSC San Jose		Navy Reserve	San Jose	7	42,416	0	0	0	0	6	6	10.9
NS Long Beach		Navy Active	Long Beach	2	412	0	0	0	0	776	776	56.0
NTC and Fort Irwin		Army Active	Fort Irwin	657	4,173,016	1	0	787	3,365,822	23,400	638,596	2,809.7
NWS Seal Beach		Navy Active	Seal Beach	278	1,979,841	0	0	41	460,261	5,023	5,023	845.5
NWS Seal Beach Chino		Navy Active	Chino	0	0	0	0	1	400,010	0	0	74.0
NWS Seal Beach Det Concord		Navy Active	Concord	339	1,571,454	0	0	0	0	5,038	5,038	612.2
NWS Seal Beach Fallbrook California		Navy Active	Fallbrook	263	987,220	0	0	0	0	8,851	8,851	423.5
Onizuka AFB		AF Active	Sunnyvale	22	612,651	0	0	0	0	23	23	193.3
Ord Military Community		Army Active	Seaside	54	574,408	0	0	898	2,162,002	836	836	666.7
Ozol Defense Fuel Support Point		AF Active	Martinez	5	4,538	0	0	0	0	54	75	122.3
Parks Reserve Forces Training Area		Army Reserve	Dublin	123	1,129,282	0	0	118	274,445	2,468	2,468	412.2
Patton Hall USARC		Army Reserve	Bell	4	154,235	0	0	0	0	21	21	39.1
Pillar Point AFS		AF Active	Half Moon Bay	13	20,524	0	0	0	0	55	55	12.6
Point Arena AFS		AF Active	Point Arena	47	92,706	0	0	0	0	74	83	38.1
Port Hueneme		Navy Active	Port Hueneme	409	5,518,208	47	375,248	196	725,414	1,793	1,793	2,217.6
Presidio Of Monterey		Army Active	Monterey	140	1,805,729	2	55,809	76	193,285	261	392	698.7
Richey Hall USARC		Army Reserve	San Jose	4	46,075	0	0	0	0	9	9	14.2
Riverbank AAP		Army Active	Modesto	120	752,695	0	0	0	0	172	172	328.4
Sacramento Army Depot		Army Active	Sacramento	5	9,470	0	0	0	0	48	48	17.1
Sacramento Okinawa		Army Guard	Sacramento	4	130,974	0	0	0	0	22	22	36.0
San Clemente		Navy Active	San Clemente	228	576,461	0	0	0	0	0	36,206	584.7
San Diego USARC		Army Reserve	San Diego	0	0	2	160,812	0	0	0	4	45.5
San Nicolas Island		Navy Active	San Nicolas Island	133	415,312	0	0	0	0	0	13,370	622.5
San Pedro Fuel Depot		Navy Active	Los Angeles	27	34,301	0	0	0	0	269	272	302.1
Santa Cruz Island		Navy Active	Goleta	9	13,883	0	0	0	0	0	11	32.9

* US Locations that do not meet criteria of at least ten (10) Acres AND at least \$10M PRV. US Territories and Non-US Locations that do not meet criteria of at least ten (10) Acres OR at least \$10M PRV.

DEPARTMENT OF DEFENSE
Base Structure Report - As of 30 Sept 2012

SITE	BRAC 2005	COMPONENT	NAME NEAREST CITY	BUILDINGS						ACRES OWNED	TOTAL ACRES	PRV (\$M)
				OWNED		LEASED		OTHER				
				COUNT	SQFT	COUNT	SQFT	COUNT	SQFT			
SAT COM		Army Active	San Miguel	15	45,774	2	16,500	0	0	23	23	26.6
Sepulveda National Guard Station		AF Guard	Los Angeles	5	53,296	0	0	0	0	26	26	16.1
Sewage Evaporation Pon		Navy Active	Lemoore Nas	0	0	0	0	0	0	429	429	19.2
Sierra Army Depot		Army Active	Herlong Sierra Ord-D	1,039	5,255,282	0	0	0	0	30,625	36,096	1,505.8
Silas B. Hays		Army Active	Seaside	1	369,662	0	0	0	0	24	24	127.0
Site 3		Navy Active	San Francisco	0	0	0	0	0	0	5	5	22.1
Travis AFB		AF Active	Fairfield	378	6,451,942	0	0	0	0	5,130	6,445	3,306.1
Travis Dock Annex		AF Active	Fairfield	0	0	0	0	0	0	0	4	33.5
Travis Water System Annex 2		AF Active	Vacaville	12	23,421	0	0	0	0	206	206	16.7
Tulelake Radar Site		AF Active	Tulelake	4	17,140	0	0	0	0	0	928	23.7
Tustin USARC		Army Reserve	Irvine	2	42,213	0	0	0	0	15	15	12.0
Twentynine Palms Main Base		MC Active	Twentynine Palms	815	6,617,283	0	0	709	3,036,747	162,098	605,264	3,936.0
USMC Marine Corp Site 3		AF Guard	Fresno	10	51,185	0	0	0	0	0	15	17.9
Van Deman Hall USARC		Army Reserve	San Diego	3	38,572	0	0	0	0	8	8	10.9
Vandenberg AFB		AF Active	Lompoc	660	6,460,360	0	0	3	15,506	98,415	118,312	3,695.6
Vandenberg Oak Mt		AF Active	Lompoc	8	19,645	0	0	0	0	1	5	11.3
Victorville USARC/ASF		Army Reserve	Victorville	0	0	2	22,686	0	0	0	5	12.8
Vista Del Sol East		MC Active	Twentynine Palms	0	0	0	0	85	294,300	0	29	48.2
Vista Del Sol West		MC Active	Twentynine Palms	0	0	0	0	156	512,675	0	65	83.5
* OTHER SITE(S) : 162				220	791,349	16	107,193	35	90,301	16,840	69,535	332.3
California Total:				18,875	190,319,222	110	1,240,550	11,959	47,578,531	1,404,086	3,996,216	95,821.7

Colorado

Buckley AFB		AF Active	Aurora	202	3,375,861	0	0	0	0	3,414	4,239	1,167.4
Buckley AFB Regional Medical Center		AF Active	Aurora	0	0	1	39,146	0	0	0	0	13.8
Cheyenne Mountain AFS		AF Active	Colorado Springs	59	393,689	0	0	0	0	586	741	186.5
Elmer E Fryar USARC		Army Reserve	Denver	3	46,505	0	0	0	0	0	8	10.8
Fort Carson		Army Active	Colorado Springs	915	13,154,077	2	6,072	1,430	4,308,858	134,271	137,404	5,165.8
Fort Carson Weapons Range		AF Guard	Colorado Springs	5	12,224	0	0	0	0	0	3,110	14.9
Greeley ANGS		AF Guard	Greeley	8	59,769	0	0	0	0	0	17	19.0
Joe P Martinez USARC/AMSA		Army Reserve	Denver	3	82,127	0	0	0	0	20	20	19.6
NG Firestone		Army Guard	Longmont	7	81,949	0	0	0	0	11	11	21.2
Peterson AFB		AF Active	Colorado Springs	169	3,258,090	35	323,215	0	0	218	1,457	1,211.9
Peterson AFB A/DACG Site		Army Active	Colorado Springs	3	62,208	1	5,367	0	0	0	0	22.5

* US Locations that do not meet criteria of at least ten (10) Acres AND at least \$10M PRV. US Territories and Non-US Locations that do not meet criteria of at least ten (10) Acres OR at least \$10M PRV.

DEPARTMENT OF DEFENSE
Base Structure Report - As of 30 Sept 2012

SITE	BRAC 2005	COMPONENT	NAME NEAREST CITY	BUILDINGS						ACRES OWNED	TOTAL ACRES	PRV (\$M)
				OWNED		LEASED		OTHER				
				COUNT	SQFT	COUNT	SQFT	COUNT	SQFT			
Pinon Canyon		Army Active	Model	42	82,615	0	0	0	0	235,896	235,896	85.3
Pueblo Chemical Depot		Army Active	Pueblo	1,097	5,375,322	0	0	0	0	23,121	23,121	1,450.1
Rocky Mountain Arsenal		Army Active	Commerce City	28	356,045	0	0	0	0	3,781	3,911	176.1
Schriever AFB		AF Active	Colorado Springs	64	2,024,766	0	0	0	0	3,202	5,634	782.0
USAF Academy		AF Active	Air Force Academy	250	5,845,578	0	0	0	0	44,230	53,276	2,867.1
USAF Academy Auxiliary Airfield		AF Active	Calhan	1	1,651	0	0	0	0	0	197	12.2
USAF Academy Site 2		AF Active	Air Force Academy	78	715,389	0	0	0	0	0	0	303.3
William T. Fitzsimons USARC		Army Reserve	Aurora	5	135,248	0	0	0	0	21	21	31.6
* OTHER SITE(S) : 66				79	125,282	4	65,155	1	300	767	7,288	405.3
Colorado Total:				3,018	35,188,395	43	438,955	1,431	4,309,158	449,537	476,352	13,966.7

Connecticut

Berry-Rosenblatt MD		Army Reserve	West Hartford	2	163,763	0	0	0	0	12	12	41.9
BG John W Middleton USARC		Army Reserve	East Windsor	5	66,120	0	0	0	0	16	16	20.7
Bradley IAP		AF Guard	East Granby	32	339,983	0	0	0	0	0	148	121.6
Middletown AFRC		Army Reserve	Middletown	4	205,130	0	0	0	0	42	42	54.0
NAVSUBASE New London		Navy Active	Groton	255	3,199,351	0	0	14	23,187	686	687	1,327.3
NAVSUBASE New London Conning Towers		Navy Active	Groton	6	27,835	0	0	78	220,080	50	50	52.8
NAVSUBASE New London Dolphin Gardens		Navy Active	Groton	1	47,779	0	0	0	0	40	40	15.1
NAVSUBASE New London Nautilus Park 1st Inc		Navy Active	Groton	1	18,018	0	0	500	660,563	50	50	123.6
NAVSUBASE New London Nautilus Park 2nd Inc		Navy Active	Groton	0	0	0	0	262	645,164	142	142	122.3
NAVSUBASE New London Nautilus Park 3rd Inc		Navy Active	Groton	2	29,611	0	0	1	5,421	115	115	12.8
NAVSUBASE New London Polaris Park		Navy Active	Groton	23	26,254	0	0	68	373,001	52	52	66.2
NAVSUBASE New London Trident Park		Navy Active	Groton	1	400	0	0	154	605,514	85	86	102.6
NG AASF Windsor Locks		Army Guard	Windsor Locks	9	143,896	0	0	0	0	32	32	50.7
Orange ANG Communications Station		AF Guard	Orange	4	55,389	0	0	0	0	21	29	18.3
SGT George D Libby USARC		Army Reserve	New Haven	2	37,598	0	0	0	0	6	7	10.8
Stratford Army Engine Plant		Army Active	Stratford	42	1,618,526	0	0	0	0	123	123	436.4

* US Locations that do not meet criteria of at least ten (10) Acres AND at least \$10M PRV. US Territories and Non-US Locations that do not meet criteria of at least ten (10) Acres OR at least \$10M PRV.

DEPARTMENT OF DEFENSE
Base Structure Report - As of 30 Sept 2012

SITE	BRAC 2005	COMPONENT	NAME NEAREST CITY	BUILDINGS						ACRES OWNED	TOTAL ACRES	PRV (\$M)
				OWNED		LEASED		OTHER				
				COUNT	SQFT	COUNT	SQFT	COUNT	SQFT			
* OTHER SITE(S) : 19				23	203,281	10	46,139	0	0	87	116	70.9
Connecticut Total:				412	6,182,933	10	46,139	1,077	2,532,930	1,557	1,747	2,647.9
Delaware												
Dover AFB		AF Active	Dover	209	3,821,770	0	0	9	226,359	3,218	3,824	1,687.7
Kirkwood USARC - Wilmington		Army Reserve	Wilmington	6	50,964	0	0	0	0	9	9	12.2
New Castle County Airport		AF Guard	New Castle	46	390,646	0	0	0	0	0	80	119.6
NG River Road Training Site		Army Guard	New Castle	48	130,885	0	0	1	1	203	203	35.2
NOSC Wilmington		Navy Reserve	Wilmington	4	43,826	0	0	0	0	8	8	11.2
* OTHER SITE(S) : 8				9	39,859	3	7,400	0	0	11	12	13.0
Delaware Total:				322	4,477,950	3	7,400	10	226,360	3,449	4,136	1,878.9
District of Columbia												
1222 22nd Street NW		WHS	Washington, DC	0	0	1	48,535	0	0	0	0	11.8
Fort Lesley J McNair		Army Active	Washington, DC	65	1,427,930	0	0	0	0	107	107	640.7
MARBKS 8th and I Washington		MC Active	Washington, DC	10	143,869	0	0	0	0	4	4	28.9
MARBKS Washington DC Annex		MC Active	Washington, DC	3	158,450	0	0	0	0	7	7	42.9
MARBKS Washington DC Support Facility		MC Active	Washington, DC	0	0	0	0	0	0	1	1	35.9
Naval Research Lab		Navy Active	Washington, DC	96	3,085,465	0	0	0	0	131	133	1,047.4
NDept Potomac Annex		Navy Active	Washington, DC	18	189,311	0	0	0	0	12	12	47.2
NS Anacostia		Navy Active	Washington, DC	166	4,534,412	0	0	191	315,030	676	1,027	1,456.5
NSA North Potomac		Navy Active	Washington, DC	38	238,665	0	0	9	20,396	72	72	75.4
NSA Washington		Navy Active	Washington, DC	67	3,361,201	0	0	23	104,202	78	78	995.2
Walter Reed AMC Main Post		Army Active	Washington, DC	48	4,704,712	0	0	9	41,946	113	113	1,512.0
* OTHER SITE(S) : 10				4	12,130	8	139,221	0	0	17	17	36.6
District of Columbia Total:				515	17,856,145	9	187,756	232	481,574	1,217	1,569	5,930.7
Florida												
1LT Max R. Stover USARC		Army Reserve	St. Petersburg	2	47,510	0	0	0	0	2	6	10.4
Arbuckle Airfield		AF Active	Avon Park	40	246,336	0	0	0	0	5,145	5,147	120.7
Avon Park AF Range		AF Active	Avon Park	7	6,369	0	0	0	0	100,929	100,929	29.1
C. Lovejoy USARC/AMSA		Army Reserve	Tampa	4	49,520	0	0	0	0	14	14	11.0
Camp Blanding		AF Guard	Starke	24	131,675	0	0	0	0	0	219	25.7

* US Locations that do not meet criteria of at least ten (10) Acres AND at least \$10M PRV. US Territories and Non-US Locations that do not meet criteria of at least ten (10) Acres OR at least \$10M PRV.

DEPARTMENT OF DEFENSE
Base Structure Report - As of 30 Sept 2012

SITE	BRAC 2005	COMPONENT	NAME NEAREST CITY	BUILDINGS						ACRES OWNED	TOTAL ACRES	PRV (\$M)
				OWNED		LEASED		OTHER				
				COUNT	SQFT	COUNT	SQFT	COUNT	SQFT			
Cape Canaveral AFS		AF Active	Cape Canaveral AFS	545	3,774,421	0	0	0	0	15,383	16,239	1,307.4
Cape San Blas Missile Tracking Annex D-3		AF Active	Port St Joe	14	33,063	0	0	0	0	831	831	12.4
Cecil Field Navy Depot		Navy Active	Jacksonville	0	0	4	214,413	0	0	0	9	45.2
Corry Station		Navy Active	Pensacola	125	2,011,980	0	0	103	334,153	674	674	552.6
CSO NAS Cecil Field FL		Navy Active	Cecil Field	32	376,616	0	0	0	0	415	415	531.8
CSO NTC Orlando NTC Annex		Navy Active	Orlando	100	713,326	0	0	0	0	711	711	162.0
Cudjoe Key AFS		AF Active	Summerland Key	9	15,944	0	0	0	0	65	69	12.7
Dania Beach (Lauderdale)		Navy Active	Dania	12	30,739	0	0	0	0	0	10	13.9
Destin Moreno Point		Army Active	Destin	22	59,052	0	0	0	0	1	14	11.1
Eglin AFB		AF Active	Eglin AFB	1,652	11,182,384	0	0	20	212,772	449,290	449,415	3,921.0
Eglin AFB Auxiliary Field 3		AF Active	Crestview	89	674,709	0	0	3	65,159	1,946	1,946	357.7
Eglin AFB Auxiliary Field 6		AF Active	Holt	57	197,279	0	0	5	18,379	855	855	113.3
Eglin AFB EOD School		Navy Active	Eglin AFB	60	414,983	0	0	0	0	0	0	121.7
Eglin Afb Site 2 (Santa Rosa Island)		AF Active	Ft Walton Beach	51	119,395	0	0	0	0	0	3,167	50.9
Homestead AFB		AF Reserve	Homestead	1	93,202	0	0	0	0	12	12	15.0
Homestead ARB		AF Reserve	Homestead	128	1,117,994	0	0	0	0	1,981	2,430	533.2
Hurlburt Field		AF Active	Mary Esther	577	5,198,194	0	0	0	0	6,341	6,341	1,300.6
Jacksonville IAP		AF Guard	Jacksonville	40	357,692	0	0	0	0	0	342	100.7
Jonathan Dickinson Missile Tracking Annex		AF Active	Hobe Sound	11	27,272	0	0	0	0	0	11	12.6
LTC Luis E. Martinez USARC		Army Reserve	Perrine	2	82,720	0	0	0	0	28	28	17.1
Lynn Haven Defense Fuel Sup		AF Active	Lynn Haven	9	12,715	0	0	0	0	203	203	40.8
MacDill AFB		AF Active	Tampa	307	5,057,875	0	0	5	77,056	5,633	5,866	1,751.5
MCSF Blount Island		MC Active	Jacksonville	52	734,918	0	0	0	0	902	1,056	279.5
NAS Jacksonville		Navy Active	Jacksonville	473	9,000,660	1	50,000	178	752,265	3,842	3,881	2,768.9
NAS Jacksonville - Yellow Water Housing		Navy Active	Jacksonville	4	6,193	0	0	40	312,444	254	254	42.8
NAS Key West		Navy Active	Stock Island	130	891,125	0	0	4	7,314	4,129	4,787	565.3
NAS Key West Dredgers Key-Sigsbee		Navy Active	Key West	45	344,188	0	0	239	1,118,339	352	352	239.8
NAS Key West Fleming Key Magazine		Navy Active	Key West	31	53,348	0	0	0	0	322	323	34.0
NAS Key West Peary Court		Navy Active	Key West	1	8,198	0	0	49	252,946	54	54	40.4
NAS Key West Truman Annex		Navy Active	Key West	35	409,215	0	0	44	130,791	159	233	207.2

* US Locations that do not meet criteria of at least ten (10) Acres AND at least \$10M PRV. US Territories and Non-US Locations that do not meet criteria of at least ten (10) Acres OR at least \$10M PRV.

DEPARTMENT OF DEFENSE
Base Structure Report - As of 30 Sept 2012

SITE	BRAC 2005	COMPONENT	NAME NEAREST CITY	BUILDINGS						ACRES OWNED	TOTAL ACRES	PRV (\$M)
				OWNED		LEASED		OTHER				
				COUNT	SQFT	COUNT	SQFT	COUNT	SQFT			
NAS Key West Trumbo Point Annex		Navy Active	Key West	24	363,311	0	0	65	227,460	129	137	222.6
NAS Pensacola		Navy Active	Pensacola	415	8,204,354	0	0	146	679,013	2,296	5,809	2,129.3
NAS Pensacola Mariner Housing		Navy Active	Pensacola	0	0	300	428,818	0	0	0	147	42.3
NAS Whiting Field Milton		Navy Active	Milton	136	1,251,335	0	0	0	0	3,533	4,774	618.3
Naval Hospital Key West		Navy Active	Key West	4	70,437	0	0	6	10,733	15	15	32.7
NOLF Choctaw		Navy Active	Navarre	6	25,860	0	0	0	0	1,450	1,450	82.2
NOLF Holley		Navy Active	Navarre	1	1,024	0	0	0	0	698	698	29.9
NOLF Santa Rosa		Navy Active	Milton	2	1,517	0	0	0	0	738	738	34.5
NOLF Spencer		Navy Active	Pace	3	4,195	0	0	0	0	640	640	19.2
NOSC Miami		Navy Reserve	Hialeah	2	62,722	0	0	0	0	20	20	14.0
NOSC Orlando		Navy Reserve	Orlando	0	0	0	0	2	66,265	0	0	11.8
NOSC West Palm Beach		Navy Reserve	West Palm Beach	2	46,129	0	0	0	0	8	8	10.4
NOTU Cape Canaveral		Navy Active	Cape Canaveral	83	538,799	0	0	0	0	250	256	224.2
NS Mayport		Navy Active	Jacksonville	295	2,573,221	0	0	306	1,005,814	3,002	3,230	1,297.0
NS Mayport Commissary Site		Navy Active	Atlantic Beach	1	163,973	0	0	0	0	0	0	28.1
NS Mayport FISC		Navy Active	Jacksonville	31	41,456	0	0	0	0	181	181	117.2
NS Mayport Ribault Bay Village		Navy Active	Atlantic Beach	2	42,950	0	0	107	605,798	158	158	86.0
NSA Orlando		Navy Active	Orlando	9	303,440	2	57,381	1	71,285	41	42	91.6
NSA Orlando Commissary Site		Navy Active	Orlando	0	0	2	87,720	0	0	0	10	12.9
NSA Panama City		Navy Active	Panama City	186	1,484,899	16	78,267	44	139,278	630	678	488.8
OLF Bronson		Navy Active	Pensacola	30	16,684	0	0	0	0	967	1,098	18.9
OLF Whitehouse		Navy Active	Jacksonville	7	11,157	0	0	1	4,590	2,625	4,438	40.1
Patrick AFB		AF Active	Patrick AFB	278	3,131,810	0	0	0	0	2,089	2,324	926.9
Pinellas Park MD		Army Reserve	Pinellas Park	6	236,752	0	0	0	0	58	58	49.2
Rattlesnake Pt USARC/AMSA		Army Reserve	Tampa	3	27,510	0	0	0	0	9	9	12.5
Saufley Field		Navy Active	Pensacola	75	703,671	0	0	0	0	882	895	255.4
Sp Forces Site Key West		Army Active	Key West	10	72,886	0	0	0	0	24	24	28.2
St Pete/Clearwater ASF		Army Reserve	Clearwater	3	37,733	0	0	0	0	28	30	12.7
Taft USARC		Army Reserve	Orlando	3	146,085	0	0	0	0	40	40	26.7
Tyndall AFB		AF Active	Panama City	455	4,044,778	0	0	25	134,483	27,348	28,824	1,459.6
US Army Garrison-Miami		Army Active	Miami-Dade	0	0	1	20,219	6	207,266	0	34	49.1
Whiting Pines		Navy Active	Milton	4	10,457	0	0	279	529,907	0	98	59.2
* OTHER SITE(S) : 152				152	786,621	54	176,632	4	55,535	7,981	27,375	247.7

* US Locations that do not meet criteria of at least ten (10) Acres AND at least \$10M PRV. US Territories and Non-US Locations that do not meet criteria of at least ten (10) Acres OR at least \$10M PRV.

DEPARTMENT OF DEFENSE
Base Structure Report - As of 30 Sept 2012

SITE	BRAC 2005	COMPONENT	NAME NEAREST CITY	BUILDINGS						ACRES OWNED	TOTAL ACRES	PRV (\$M)
				OWNED		LEASED		OTHER				
				COUNT	SQFT	COUNT	SQFT	COUNT	SQFT			
Florida Total:				6,919	67,886,575	380	1,113,450	1,682	7,019,045	656,312	691,078	24,139.3
Georgia												
Air Force Plant 6		AF Active	Marietta	103	6,466,696	0	0	0	0	755	755	1,276.0
Athens USARC		Army Reserve	Athens	2	50,551	0	0	0	0	16	16	10.3
Camp Frank D. Merrill, Dahlonega		Army Active	Dahlonega	48	136,186	0	0	0	0	0	289	35.0
Decatur USARC		Army Reserve	Decatur	1	85,680	0	0	0	0	11	11	16.3
Dobbins AFB		Navy Active	Dobbins AFB	1	33,131	0	0	0	0	0	0	10.5
Dobbins ARB		AF Reserve	Marietta	110	1,194,447	0	0	1	192	1,666	1,913	483.6
Dobbins USARC/ASF		Army Reserve	Marietta	4	42,279	0	0	0	0	24	24	10.9
East Point USARC		Army Reserve	Atlanta	2	67,219	0	0	0	0	10	10	13.6
Fort Benning GA		Army Active	Columbus	1,490	14,627,471	0	0	2,109	6,347,945	171,870	171,874	7,595.3
Fort Gillem		Army Active	Forest Park	158	5,556,492	47	142,220	5	9,275	1,531	1,531	1,106.9
Fort Gordon		Army Active	Augusta	638	7,696,987	0	0	24	117,135	55,620	55,620	2,497.7
Fort Gordon Recreation Area		Army Active	Augusta	30	47,583	0	0	0	0	0	909	12.8
Fort McPherson		Army Active	Atlanta	225	2,208,626	0	0	3	4,697	487	487	538.0
Fort Stewart		Army Active	Hinesville	1,395	9,314,992	0	0	988	6,182,534	279,270	279,271	4,200.6
General Lucius D. Clay National Guard Center		Army Guard	Marietta	61	760,446	0	0	0	0	106	106	217.7
Glynco ANGS		AF Guard	Brunswick	5	68,731	0	0	0	0	0	14	14.6
Hunter ANGS 2		AF Guard	Savannah	12	64,432	0	0	0	0	18	18	12.6
Hunter Army Airfield		Army Active	Savannah	330	3,309,404	0	0	383	1,386,834	5,653	5,653	1,320.4
Lease Data Site For AFRC Facilities		AF Reserve	Robins AFB	0	0	5	56,598	0	0	0	0	11.8
MCLB Albany		MC Active	Albany	240	6,708,324	0	0	90	238,680	3,619	3,623	1,218.9
MCLB Albany Housing Area 1		MC Active	Albany	100	188,876	0	0	0	0	68	68	22.0
Moody AFB		AF Active	Moody AFB	341	2,939,591	0	0	0	0	5,117	5,520	880.6
NAVSUBASE Kings Bay		Navy Active	Kings Bay	444	5,353,459	0	0	198	1,031,235	14,465	16,556	2,713.9
NOSC-MCRC Atlanta		Navy Reserve	Marietta	3	109,120	0	0	0	0	18	18	22.1
Porter Village		Army Active	Dahlonega	0	0	0	0	41	76,560	95	95	10.5
Robins AFB		AF Active	Robins AFB	528	13,692,813	0	0	2	202,075	6,779	6,935	3,585.5
Savannah/Hilton Head IAP		AF Guard	Garden City	63	659,179	0	0	0	0	0	290	188.6
Savannah/Hilton Head IAP Site 4		AF Guard	Garden City	18	105,944	0	0	0	0	0	0	18.5
VTS Catoosa		Army Guard	Tunnel Hill	38	90,969	0	0	0	0	1,630	1,630	31.9
* OTHER SITE(S) : 41				173	524,951	11	84,497	2	5,168	12,155	23,965	148.9

* US Locations that do not meet criteria of at least ten (10) Acres AND at least \$10M PRV. US Territories and Non-US Locations that do not meet criteria of at least ten (10) Acres OR at least \$10M PRV.

DEPARTMENT OF DEFENSE
Base Structure Report - As of 30 Sept 2012

SITE	BRAC 2005	COMPONENT	NAME NEAREST CITY	BUILDINGS						ACRES OWNED	TOTAL ACRES	PRV (\$M)
				OWNED		LEASED		OTHER				
				COUNT	SQFT	COUNT	SQFT	COUNT	SQFT			
Georgia Total:				6,563	82,104,579	63	283,315	3,846	15,602,330	560,984	577,201	28,226.2
Guam												
Agana		Navy Active	Agana	2	17,122	0	0	0	0	7	22	35.2
Andersen AFB		Navy Active	Andersen AFB	1,429	6,456,290	0	0	1	216	14,540	14,540	5,491.2
Andersen Water Supply Annex		Navy Active	Yigo	2	384	0	0	0	0	8	37	17.1
Dandan		Navy Active	Agana	6	25,416	0	0	0	0	78	78	18.6
Guam US Army Reserve Center		Army Reserve	Barrigada	7	60,036	0	0	0	0	20	20	66.5
Naval Hospital		Navy Active	Agana	66	630,502	0	0	0	0	120	139	476.8
NAVBASE Guam		Navy Active	Agana	918	5,540,785	0	0	1	6,900	7,745	7,979	4,996.7
NAVBASE Guam Barrigada		Navy Active	Barrigada	28	214,136	0	0	0	0	1,366	1,417	197.3
NAVBASE Guam Finegayan		Navy Active	Finegayan	303	1,144,029	0	0	0	0	2,416	2,497	665.9
NAVBASE Guam Harmon		Navy Active	Dededo	16	22,856	0	0	0	0	3	17	18.5
NAVBASE Guam Naval Magazine		Navy Active	Santa Rita	213	697,237	0	0	0	0	8,650	8,665	659.6
NG Fort Juan Muna		Army Guard	Barrigada	39	93,004	0	0	0	0	15	15	44.0
NG Guam Barrigada Complex		Army Guard	Barrigada	7	111,769	0	0	0	0	51	51	63.4
Nimitz Hill		Navy Active	Nimitz Hill	84	234,237	0	0	0	0	113	282	161.1
Sasa Valley		Navy Active	Piti	53	25,162	0	0	0	0	421	432	780.8
Tanguisson Point		Navy Active	Dededo	1	29,205	0	0	0	0	27	59	147.5
* OTHER SITE(S) : 31				800	2,849,859	0	0	1	40,200	829	936	1,943.4
Guam Total:				3,974	18,152,029	0	0	3	47,316	36,407	37,187	15,783.6
Hawaii												
AF Facilities Hawaii		Navy Active	Kekaha	3	31,016	0	0	0	0	0	0	20.9
Aiea		Navy Active	Aiea	22	36,643	0	0	271	497,777	78	91	287.4
Aliamanu Military Reservation		Army Active	Honolulu	102	281,326	0	0	746	2,816,494	661	668	1,147.8
Barking Sands Communications Station		AF Guard	Kekaha	4	31,016	0	0	0	0	0	11	21.1
Bellows AFS		AF Active	Kailua	101	142,445	0	0	0	0	409	486	175.4
CSO Barbers Point		Navy Active	Barbers Point	0	0	0	0	0	0	757	887	104.8
Dillingham Mil Res		Army Active	Waiialua	5	4,176	0	0	0	0	664	664	35.4
Ewa		Navy Active	Ewa Beach	1,898	3,412,169	0	0	0	0	3,105	3,118	1,503.5
Fort De Russy		Army Active	Honolulu	13	786,350	0	0	0	0	73	73	222.1
Fort Kamehameha		Army Active	Hickam AFB	2	16,165	0	0	1	17,504	0	0	15.2
Fort Shafter		Army Active	Honolulu	166	1,767,958	0	0	162	444,623	589	589	1,185.1

* US Locations that do not meet criteria of at least ten (10) Acres AND at least \$10M PRV. US Territories and Non-US Locations that do not meet criteria of at least ten (10) Acres OR at least \$10M PRV.

DEPARTMENT OF DEFENSE
Base Structure Report - As of 30 Sept 2012

SITE	BRAC 2005	COMPONENT	NAME NEAREST CITY	BUILDINGS						ACRES OWNED	TOTAL ACRES	PRV (\$M)
				OWNED		LEASED		OTHER				
				COUNT	SQFT	COUNT	SQFT	COUNT	SQFT			
Helemano Military Reservation		Army Active	Wahiawa	14	214,144	0	0	216	1,556,062	282	293	702.8
Hickam Petrol Strg Ann		Navy Active	Hickam AFB	6	7,247	0	0	0	0	92	151	359.5
Honolulu		Navy Active	Pearl Harbor	135	1,198,876	1	55,000	1,900	5,332,228	573	576	2,253.5
Kaena Point Satellite Tracking Station		AF Active	Waianae	29	70,151	0	0	0	0	0	153	63.8
Kahuku Training Area		Army Active	Kahuku	20	30,443	0	0	0	0	8,330	9,480	38.3
Kahului Communications Station		AF Guard	Kahului	5	28,310	0	0	0	0	0	5	15.8
Kalaeloa		Navy Active	Barbers Point	166	1,023,068	0	0	0	0	246	254	583.4
Kamokala Ridge		Navy Active	Kekaha	13	23,582	0	0	0	0	0	89	16.4
Kawaihae Military Reserve		Army Active	Waimea	1	938	0	0	0	0	10	11	14.6
Keaukaha Military Reservation		AF Guard	Hilo	8	34,798	0	0	0	0	0	6	19.1
Kilauea Military Reserve		Army Active	Hawaii National Park	91	165,010	0	0	0	0	1	72	66.3
Kipapa Ammo Storage Site		Army Active	Miliani	70	179,462	0	0	0	0	401	401	111.6
Kokee AFS		AF Active	Kekaha	13	23,389	0	0	0	0	0	9	19.7
Makaha Ridge		Navy Active	Kokee	17	28,473	0	0	0	0	0	243	31.7
Makua Military Reserve		Army Active	Waianae	4	4,873	0	0	0	0	3,413	4,195	26.2
Manana Housing/Pw Area		Navy Active	Pearl City	1	775	0	0	49	125,391	23	23	58.4
Maui Space Surveillance Site		AF Active	Kahului	6	84,779	0	0	0	0	0	5	53.7
MC Trng Area Bellows		MC Active	Waimanalo	11	38,729	0	0	0	0	28	1,030	58.7
MCB Camp Smith		MC Active	Aiea	52	874,980	0	0	9	19,010	219	221	522.4
MCB Hawaii Kaneohe		MC Active	Kaneohe	565	4,853,265	0	0	1,099	3,922,654	2,686	2,955	4,757.9
MCB Hawaii Manana Capehart		MC Active	Pearl City	7	13,636	0	0	153	429,514	52	52	146.4
MCB Hawaii Pearl City Annex		MC Active	Pearl City	7	255,008	0	0	0	0	27	27	69.9
MCB Hawaii Puuloa-Oahu		MC Active	Ewa Beach	23	58,702	0	0	0	0	165	165	57.5
NG Kalaeloa		Army Guard	Kapolei	26	569,712	0	0	0	0	147	147	145.7
NG TS Waiawa Gulch		Army Guard	Pearl City	9	105,298	0	0	0	0	19	19	34.0
NS Pearl Harbor		Navy Active	Pearl Harbor	1,045	15,458,490	0	0	339	1,082,169	9,327	9,377	13,941.5
PACMISRANFAC Hawaiian Area		Navy Active	Kekaha	213	518,958	0	0	62	98,437	238	4,568	535.0
Pearl City		Navy Active	Pearl City	21	268,739	0	0	273	992,863	602	633	583.0
Pohakuloa Training Area		Army Active	Hilo	172	297,189	0	0	4	362	108,829	131,805	522.1
Port Allen		Navy Active	Port Allen	0	0	1	11,521	0	0	0	2	15.6
Pupukea Paalaa Uka Mil Road		Army Active	Haleiwa	0	0	0	0	0	0	109	109	24.6
Red Hill		Navy Active	Honolulu	7	11,981	0	0	13	15,796	0	0	2,058.1
Schofield Bks Military Reservation		Army Active	Wahiawa	497	7,040,470	0	0	1,623	6,997,954	15,609	15,612	6,954.8
SFC Minoru Kunieda USARC		Army Reserve	Hilo	3	15,801	0	0	0	0	4	4	10.3

* US Locations that do not meet criteria of at least ten (10) Acres AND at least \$10M PRV. US Territories and Non-US Locations that do not meet criteria of at least ten (10) Acres OR at least \$10M PRV.

DEPARTMENT OF DEFENSE
Base Structure Report - As of 30 Sept 2012

SITE	BRAC 2005	COMPONENT	NAME NEAREST CITY	BUILDINGS						ACRES OWNED	TOTAL ACRES	PRV (\$M)
				OWNED		LEASED		OTHER				
				COUNT	SQFT	COUNT	SQFT	COUNT	SQFT			
Signal Cable Trunking System		Army Active	Wahiawa	41	8,871	0	0	0	0	201	201	118.2
Tripler AMC		Army Active	Honolulu	39	1,841,173	0	0	40	275,926	367	367	1,946.8
USA Field Station Kunia		Army Active	Kunia	11	272,159	0	0	0	0	89	89	205.4
Wahiawa		Navy Active	Wahiawa	108	723,958	0	0	216	640,529	721	743	676.1
Waianae		Navy Active	Lualualei	431	1,101,453	0	0	1	378	9,217	9,228	764.7
Waianae-Kai Military Reservation		Army Active	Waianae	48	47,743	1	637	0	0	0	14	23.8
Waikalkalaua Ammo Storage Tunnels		Army Active	Miliani	49	104,236	0	0	0	0	312	312	62.7
Waikale		Navy Active	Waipahu	136	440,075	0	0	0	0	488	488	246.6
Waipahu		Navy Active	Waipahu	22	41,440	0	0	0	0	1,436	1,456	116.0
Wheeler Administration Annex		AF Active	Wheeler AFB	1	29,224	0	0	5	53,698	0	5	56.0
Wheeler Army Airfield		Army Active	Wahiawa	177	1,291,952	0	0	207	695,648	1,370	1,370	1,330.4
* OTHER SITE(S) : 63				31	81,907	0	0	6	20,236	1,863	26,934	95.8
Hawaii Total:				6,667	45,992,729	3	67,158	7,395	26,035,253	173,830	230,486	45,233.1
Idaho												
Bayview Idaho		Navy Active	Bayview	14	85,888	0	0	0	0	22	22	39.5
Boise Air Terminal (ANG)		AF Guard	Boise	179	1,696,087	0	0	1	12,960	0	576	571.6
Mountain Home AFB		AF Active	Mountain Home	1,162	5,068,098	0	0	16	34,380	2,250	6,850	2,146.6
Saylor Creek Air Force Range		AF Active	Bruneau	5	10,918	0	0	0	0	640	109,466	13.8
* OTHER SITE(S) : 55				64	210,021	0	0	0	0	221	19,643	84.7
Idaho Total:				1,424	7,071,012	0	0	17	47,340	3,133	136,557	2,856.3
Illinois												
Capital Airport		AF Guard	Springfield	33	319,594	0	0	0	0	0	95	117.5
Carbondale Reserve Center		Army Guard	Murphysboro	0	0	0	0	2	53,702	0	0	16.1
Chanute AFB		AF Active	Rantoul	230	2,805,277	0	0	0	0	1,343	1,343	1,285.9
Charles Melvin Price Spt Ctr		Army Active	Granite City	10	349,240	0	0	3	3,641	136	136	83.1
Col P. Schulstad USARC		Army Reserve	Arlington Heights	12	237,849	0	0	0	0	48	48	73.5
Forest Park MD		Army Reserve	Forest Park	4	84,611	0	0	0	0	4	4	24.9
Fort Sheridan		Navy Active	Highland Park	4	3,871	0	0	85	424,496	206	206	104.6
GL Camp JPJ		Navy Active	Great Lakes	9	1,302,086	0	0	0	0	0	51	396.9
GL Camp Moffett		Navy Active	Great Lakes	6	94,727	0	0	0	0	0	0	41.8
GL Camp Porter		Navy Active	Great Lakes	18	948,562	0	0	0	0	0	10	328.8
GL Forrestal Village		Navy Active	Great Lakes	26	150,685	1	38,000	385	823,771	482	482	245.5

* US Locations that do not meet criteria of at least ten (10) Acres AND at least \$10M PRV. US Territories and Non-US Locations that do not meet criteria of at least ten (10) Acres OR at least \$10M PRV.

DEPARTMENT OF DEFENSE
Base Structure Report - As of 30 Sept 2012

SITE	BRAC 2005	COMPONENT	NAME NEAREST CITY	BUILDINGS						ACRES OWNED	TOTAL ACRES	PRV (\$M)
				OWNED		LEASED		OTHER				
				COUNT	SQFT	COUNT	SQFT	COUNT	SQFT			
GL Halsey Village		Navy Active	Great Lakes	0	0	0	0	158	18,365	0	0	15.3
GL Willow Glen		Navy Active	Great Lakes	3	15,647	0	0	0	0	0	0	20.0
Glenview		Navy Active	Glenview	1	13,876	0	0	118	697,184	27	27	132.1
Granite City USARC		Army Reserve	Granite City	20	186,630	0	0	0	0	42	42	48.1
Greater Peoria Regional Airport		AF Guard	Peoria	35	441,766	0	0	0	0	0	714	174.3
Joliet AAP Elwood		Army Active	Wilmington	226	758,743	0	0	0	0	657	657	321.9
Louis Joliet AFRC		MC Reserve	Joliet	4	45,403	0	0	0	0	5	5	13.5
MCRC Chicago		MC Reserve	Chicago	2	31,104	0	0	0	0	0	3	10.1
NG Galesburg Readiness Center		Army Guard	Galesburg	0	0	0	0	3	56,018	0	10	12.6
NG N Riverside (NG Maint Center)		Army Guard	Riverside	20	204,830	0	0	0	0	33	33	40.9
NG Peoria AASF		Army Guard	Peoria	21	170,529	0	0	1	350	44	44	61.1
North Shore Memorial USARC		Army Reserve	Highland Park	3	46,136	0	0	0	0	13	13	15.9
NOSC Rock Island		Navy Reserve	Rock Island	2	50,212	0	0	0	0	9	9	11.6
NS Great Lakes		Navy Active	Great Lakes	267	8,424,183	0	0	528	1,958,211	1,143	1,146	3,521.7
Parkhurst USARC/OMS/DS		Army Reserve	Darien	2	87,595	0	0	0	0	13	13	27.2
Philip H. Sheridan Reserve Center		Army Reserve	Ft Sheridan	33	500,159	0	0	0	0	90	90	145.7
Rock Island Arsenal		Army Active	Rock Island	190	6,815,486	63	159,578	1	20	870	870	1,810.6
Savanna Depot Act		Army Active	Savanna	726	2,862,571	0	0	0	0	8,145	8,145	826.2
Scott AFB		AF Active	Belleville	301	5,041,285	0	0	3	14,221	2,881	3,638	1,868.7
SGT James W Robinson Jr		Army Reserve	Chicago	4	55,515	0	0	0	0	7	7	16.4
USAR Joliet Outdoor Training		Army Reserve	Elwood	24	39,945	0	0	0	0	3,585	3,585	24.3
Waukegan MD		Army Reserve	Waukegan	4	37,471	0	0	0	0	5	5	11.2
* OTHER SITE(S) : 45				54	430,142	17	51,145	40	2,080	1,228	1,241	150.3
Illinois Total:				2,294	32,555,730	81	248,723	1,327	4,052,059	21,017	22,675	11,998.4
Indiana												
Camp Atterbury		Army Guard	Edinburg	412	1,736,842	0	0	0	0	33,142	34,391	575.5
Fort Ben Harrison USARC		Army Reserve	Indianapolis	15	227,338	0	0	0	0	138	138	58.4
Fort Benjamin Harrison		Army Active	Lawrence	0	0	0	0	0	0	67	67	43.9
Fort Wayne IAP		AF Guard	Fort Wayne	36	401,440	0	0	0	0	0	189	137.8
Grissom AFB		AF Active	Logansport	21	241,797	0	0	0	0	1,020	1,098	112.0
Grissom ARB		AF Reserve	Logansport	91	1,047,463	0	0	0	0	1,410	1,791	577.3
Hulman Fld		AF Guard	Terre Haute	41	320,225	0	0	0	0	37	121	94.9
Indiana AAP		Army Active	Charlestown	755	2,579,395	0	0	0	0	4,064	4,064	890.7

* US Locations that do not meet criteria of at least ten (10) Acres AND at least \$10M PRV. US Territories and Non-US Locations that do not meet criteria of at least ten (10) Acres OR at least \$10M PRV.

DEPARTMENT OF DEFENSE
Base Structure Report - As of 30 Sept 2012

SITE	BRAC 2005	COMPONENT	NAME NEAREST CITY	BUILDINGS						ACRES OWNED	TOTAL ACRES	PRV (\$M)
				OWNED		LEASED		OTHER				
				COUNT	SQFT	COUNT	SQFT	COUNT	SQFT			
James T St Clair USARC		Army Reserve	Jeffersonville	2	51,632	0	0	0	0	5	5	12.0
Jefferson Proving Ground		Army Active	Madison	109	280,562	0	0	0	0	51,964	51,964	147.2
Lyle J. Thompson USARC		Army Reserve	South Bend	3	57,885	0	0	0	0	0	12	13.6
Newport Chem Depot		Army Active	Newport	35	172,618	0	0	0	0	382	382	66.2
NG Muscatatuck Urban Training Center		Army Guard	Butlerville	48	495,295	0	0	1	2,125	0	934	175.6
NSA Crane		Navy Active	Crane	2,400	11,118,004	0	0	38	74,608	62,433	62,433	3,536.6
PFC Wm L Gillespie USARC		Army Reserve	Fort Wayne	2	44,284	1	11,644	0	0	7	8	13.2
Robert M. Moore USARC		Army Reserve	Indianapolis	2	54,445	0	0	0	0	7	7	11.0
SGT James W. Harlan USARC/AMSA		Army Reserve	Evansville	2	49,521	0	0	0	0	5	10	11.8
* OTHER SITE(S) : 26				36	339,196	6	133,458	1	1,650	1,444	2,536	107.3
Indiana Total:				4,010	19,217,942	7	145,102	40	78,383	156,126	160,152	6,585.0
Iowa												
5502 Nordic Drive Cedar Falls		Army Active	Cedar Falls	0	0	2	43,200	0	0	0	0	10.1
Camp Dodge Johnston TS		Army Guard	Johnston	28	715,557	1	25,540	249	1,399,552	28,847	31,180	673.6
Davenport USARC		Army Reserve	Davenport	3	47,097	0	0	0	0	5	6	10.7
Des Moines IAP		AF Guard	Des Moines	32	235,938	4	177,754	1	15,546	0	171	141.7
Des Moines Reserve Complex		Army Reserve	Des Moines	8	162,152	0	0	0	0	40	40	33.4
Fort Dodge ANG		AF Guard	Fort Dodge	8	39,732	0	0	0	0	0	13	11.3
Iowa AAP		Army Active	Middletown	959	4,218,334	0	0	1	1,500	19,011	19,011	1,417.8
NOSC Des Moines		Navy Reserve	Des Moines	1	47,249	0	0	0	0	4	4	11.3
Sioux Gateway Apt/Col Bud Day Field (ANG)		AF Guard	Sioux City	37	408,205	0	0	0	0	0	270	153.7
Waterloo MD		Army Reserve	Waterloo	2	47,110	0	0	0	0	5	5	10.9
* OTHER SITE(S) : 94				37	333,358	75	188,332	1	37,392	146	219	124.5
Iowa Total:				1,115	6,254,732	82	434,826	252	1,453,990	48,058	50,918	2,599.0
Johnston Atoll												
Johnston Atoll Airfield		AF Active	Johnston Atoll	72	295,161	0	0	0	0	684	684	652.9
Johnston Atoll Total:				72	295,161	0	0	0	0	684	684	652.9
Kansas												
ARNG acres Site 2		AF Guard	Topeka	4	195,654	0	0	0	0	0	0	41.8
Atchison Caves		Army Reserve	Atchison	10	2,600,216	0	0	0	0	125	125	368.4

* US Locations that do not meet criteria of at least ten (10) Acres AND at least \$10M PRV. US Territories and Non-US Locations that do not meet criteria of at least ten (10) Acres OR at least \$10M PRV.

DEPARTMENT OF DEFENSE
Base Structure Report - As of 30 Sept 2012

SITE	BRAC 2005	COMPONENT	NAME NEAREST CITY	BUILDINGS						ACRES OWNED	TOTAL ACRES	PRV (\$M)
				OWNED		LEASED		OTHER				
				COUNT	SQFT	COUNT	SQFT	COUNT	SQFT			
Forbes Field (ANG)		AF Guard	Topeka	33	514,671	0	0	0	0	192	215	180.1
Fort Leavenworth		Army Active	Fort Leavenworth	317	4,533,921	0	0	694	5,152,523	408	5,637	2,689.4
Fort Riley		Army Active	Fort Riley	924	11,827,084	2	22,672	260	1,234,565	78,048	100,707	4,629.6
Kansas AAP		Army Active	Parsons	539	2,194,148	0	0	0	0	13,835	13,835	769.7
Leavenworth USARC		Army Reserve	Leavenworth	2	47,520	0	0	0	0	24	24	48.9
McConnell AFB		AF Active	Wichita	694	4,404,545	0	0	0	0	2,682	3,616	1,524.3
New Century USARC		Army Reserve	Gardner	3	53,933	0	0	0	0	15	15	12.6
New Century USARC/ASF		Army Reserve	Gardner	3	84,786	0	0	0	0	16	18	22.4
Smoky Hill ANG Range		AF Guard	Salina	40	107,391	0	0	0	0	33,878	33,878	79.5
Topeka Future		Army Reserve	Topeka	2	56,641	0	0	0	0	12	12	81.8
Wichita USARC		Army Reserve	Wichita	4	165,043	0	0	0	0	18	18	30.9
* OTHER SITE(S) : 24				35	314,477	4	33,387	0	0	240	519	82.4
Kansas Total:				2,610	27,100,031	6	56,059	954	6,387,088	129,493	158,617	10,561.8
<u>Kentucky</u>												
5555 Rockwell Road Winchester		Army Active	Winchester	0	0	1	177,000	0	0	0	0	19.3
Blue Grass Army Depot		Army Active	Richmond	1,164	4,165,887	1	69,690	68	63,100	14,594	14,594	1,177.2
Brooks-Lawler USARC/AMSA		Army Reserve	Fort Thomas	6	55,432	0	0	0	0	15	15	13.8
Fort Campbell		Army Active	Fort Campbell	594	9,145,424	0	0	1,053	4,556,921	43,175	43,175	6,008.7
Fort Knox		Army Active	Middletown	1,048	11,543,475	0	0	218	1,042,854	109,111	109,111	4,627.0
Louisville		Army Reserve	Louisville	5	125,485	1	26,560	0	0	23	23	35.0
Louisville IAP-Standiford		AF Guard	Louisville	14	369,300	0	0	1	15,000	0	81	105.7
* OTHER SITE(S) : 21				42	243,083	13	91,924	0	0	1,373	1,390	76.2
Kentucky Total:				2,873	25,648,086	16	365,174	1,340	5,677,875	168,292	168,389	12,062.9
<u>Louisiana</u>												
Barksdale AFB		AF Active	Barksdale AFB	437	4,965,989	2	41,572	0	0	21,945	22,504	1,628.5
Barksdale AFB Site 2		AF Active	Bossier City	0	0	1	53,580	0	0	0	0	10.4
England Authority		Army Active	Alexandria	1	50,958	20	135,300	1	2,128	0	252	68.1
Fort Polk		Army Active	Fort Polk	1,070	7,660,127	0	0	1,192	7,219,930	100,110	198,722	3,730.5
J Diamond USARC		Army Reserve	New Orleans	6	77,231	0	0	0	0	10	10	42.4
MARFORRES Hqtrs		MC Reserve	New Orleans	1	400,036	0	0	0	0	0	0	84.3
NAS JRB New Orleans		AF Guard	New Orleans	51	460,865	0	0	0	0	0	67	129.3
NAS JRB New Orleans		Navy Active	Belle Chasse	195	2,192,485	0	0	2	100,175	5,009	5,210	799.6

* US Locations that do not meet criteria of at least ten (10) Acres AND at least \$10M PRV. US Territories and Non-US Locations that do not meet criteria of at least ten (10) Acres OR at least \$10M PRV.

DEPARTMENT OF DEFENSE
Base Structure Report - As of 30 Sept 2012

SITE	BRAC 2005	COMPONENT	NAME NEAREST CITY	BUILDINGS						ACRES OWNED	TOTAL ACRES	PRV (\$M)
				OWNED		LEASED		OTHER				
				COUNT	SQFT	COUNT	SQFT	COUNT	SQFT			
SPAWAR New Orleans		Navy Active	New Orleans	0	0	3	323,187	0	0	0	0	79.7
West Bank		Navy Active	New Orleans	74	1,843,283	0	0	112	339,288	25	31	545.7
* OTHER SITE(S) : 26				68	448,326	4	18,015	0	0	71	7,957	102.6
Louisiana Total:				1,903	18,099,299	30	571,654	1,307	7,661,521	127,170	234,753	7,221.0
Maine												
Bangor IAP		AF Guard	Bangor	19	362,128	0	0	0	0	122	142	140.5
Bangor Lease Land Site 4		AF Guard	Bangor	17	120,165	0	0	1	504	0	159	60.9
Columbia Falls Radar Site		AF Active	Columbia Falls	4	20,375	0	0	0	0	829	829	34.9
Commissary Site 2		AF Guard	Bangor	4	54,255	0	0	0	0	0	0	11.5
DFAS Annex		AF Active	Limestone	0	0	1	142,400	0	0	0	16	37.6
NAS Brunswick		Navy Active	Brunswick	72	505,886	0	0	0	0	3,242	3,264	216.3
NAS Portsmouth NCTS Cutler VLF Area		Navy Active	Cutler	44	132,539	0	0	0	0	2,805	2,805	98.7
NAS Portsmouth Redington Township		Navy Active	Rangeley	74	54,228	0	0	0	0	12,468	12,468	18.1
NG Auburn TS		Army Guard	Auburn	14	86,989	0	0	0	0	154	170	18.3
NG Bangor MD		Army Guard	Bangor	3	75,650	0	0	0	0	4	4	18.0
NG Bangor TS		Army Guard	Bangor	30	362,981	0	0	0	0	180	205	141.8
NG Bog Brook Riley TS		Army Guard	West Bethel	24	21,532	0	0	0	0	166	213	12.0
NSY Portsmouth		Navy Active	Kittery	244	4,144,725	0	0	42	108,412	309	309	1,474.3
South Portland ANGS		AF Guard	South Portland	9	55,975	0	0	0	0	0	12	13.5
* OTHER SITE(S) : 14				70	179,592	0	0	0	0	1,407	1,412	60.9
Maine Total:				628	6,177,020	1	142,400	43	108,916	21,687	22,009	2,357.2
Maryland												
1SGT Adam S Brandt USARC		Army Reserve	Baltimore	3	52,684	0	0	0	0	27	27	13.6
3300 75th Avenue		WHS	Hyattsville	0	0	1	252,687	0	0	0	0	26.8
Aberdeen Proving Ground		Army Active	Aberdeen	1,429	14,511,696	0	0	16	113,914	72,380	72,380	4,433.0
AE Annex		WHS	Middle River	0	0	1	473,271	0	0	0	0	50.2
AEDC White Oak		AF Active	Silver Spring	0	0	0	0	3	105,164	0	0	28.7
Andrews AFB		AF Active	Andrews AFB	343	6,519,992	0	0	1	2,800	4,996	5,008	2,351.9
Blossom Point MD		Navy Active	La Plata	22	74,839	0	0	0	0	265	265	21.5
Blossom Point Research Facility		Army Active	Welcome	64	88,666	0	0	0	0	1,600	1,600	45.6
Brandywine Globecom Annex		AF Active	Brandywine	4	3,944	0	0	0	0	1,640	1,640	26.8

* US Locations that do not meet criteria of at least ten (10) Acres AND at least \$10M PRV. US Territories and Non-US Locations that do not meet criteria of at least ten (10) Acres OR at least \$10M PRV.

DEPARTMENT OF DEFENSE
Base Structure Report - As of 30 Sept 2012

SITE	BRAC 2005	COMPONENT	NAME NEAREST CITY	BUILDINGS						ACRES OWNED	TOTAL ACRES	PRV (\$M)
				OWNED		LEASED		OTHER				
				COUNT	SQFT	COUNT	SQFT	COUNT	SQFT			
Curtis Bay - Baltimore		Army Reserve	Baltimore	4	31,387	0	0	0	0	18	18	159.6
Fort Detrick		Army Active	Frederick	212	2,356,509	0	0	315	695,866	1,153	1,153	1,256.7
Fort George G Meade		Army Active	Fort Meade	275	4,683,292	10	40,912	1,210	4,796,504	5,067	5,067	2,365.0
Glenn Forest		Navy Active	Lexington Park	0	0	0	0	58	438,608	139	139	65.9
Governors Bridge Globecom Annex		AF Active	Davidsonville	2	26,540	0	0	0	0	864	864	26.4
Jachman USARC		Army Reserve	Owings Mills	3	48,350	0	0	0	0	14	14	11.2
MARFOR CYBERCOM		MC Active	Columbia	0	0	1	37,721	0	0	0	0	13.2
Martin State Apt		AF Guard	Middle River	49	410,793	0	0	0	0	0	175	130.6
MCRC Baltimore		MC Reserve	Baltimore	5	45,698	0	0	0	0	9	9	11.6
NAS Patuxent River		Navy Active	Patuxent River	519	6,658,883	0	0	193	318,223	6,398	6,398	2,734.9
National Naval Medical Center Bethesda		Navy Active	Bethesda	75	4,645,148	0	0	5	22,983	242	243	2,179.8
Naval Academy North Severn		Navy Active	Annapolis	73	662,549	0	0	43	237,262	806	806	272.9
NG Olney		Army Guard	Gaithersburg	7	31,734	0	0	0	0	8	8	38.1
NG Pvt Henry Costin		Army Guard	Laurel	0	0	0	0	3	56,225	0	23	13.9
NMIC Suitland		Navy Active	Suitland	8	822,021	0	0	0	0	42	42	219.4
NOSC Baltimore		Navy Reserve	Baltimore	6	66,405	0	0	0	0	4	4	16.3
NSA Annapolis		Navy Active	Annapolis	58	4,118,904	0	0	46	216,876	286	286	1,372.6
NSA Annapolis Chesapeake Bay Detach		Navy Active	Solomons	49	177,103	0	0	0	0	168	168	80.8
NSA Annapolis Gambrills		Navy Active	Annapolis	56	106,614	0	0	0	0	856	856	28.7
NSA South Potomac Stump Neck Area		Navy Active	Indian Head	89	399,544	0	0	0	0	1,087	1,087	125.2
NSWC Carderock		Navy Active	Bethesda	78	1,907,440	0	0	0	0	186	186	687.9
NSWC Indian Head		Navy Active	Indian Head	999	2,646,016	0	0	46	84,462	1,959	1,959	1,112.4
Solomons Island		Navy Active	Solomons	109	282,527	0	0	1	5,340	295	295	85.0
Summerfield FH Site 1		AF Active	Landover	0	0	194	1,942,174	0	0	0	234	279.3
Upper Yard Annapolis		Navy Active	Annapolis	45	559,878	0	0	57	417,258	69	69	267.6
USA Adelphi Laboratory Ctr		Army Active	Hyattsville	38	1,139,703	0	0	0	0	207	207	359.6
Walter Reed AMC Forest Glen		Army Active	Silver Spring	44	1,051,417	0	0	0	0	132	132	322.0
Walter Reed AMC Glen Haven		Army Active	Silver Spring	1	6,996	0	0	23	442,086	21	21	65.5
Webster Field		Navy Active	Saint Inigoes	72	568,631	0	0	1	190	968	968	274.7
* OTHER SITE(S) : 83				87	367,954	152	602,756	2	23,001	6,543	7,243	222.5
Maryland Total:				4,828	55,073,856	359	3,349,521	2,023	7,976,762	108,451	109,597	21,797.5

* US Locations that do not meet criteria of at least ten (10) Acres AND at least \$10M PRV. US Territories and Non-US Locations that do not meet criteria of at least ten (10) Acres OR at least \$10M PRV.

DEPARTMENT OF DEFENSE
Base Structure Report - As of 30 Sept 2012

SITE	BRAC 2005	COMPONENT	NAME NEAREST CITY	BUILDINGS						ACRES OWNED	TOTAL ACRES	PRV (\$M)
				OWNED		LEASED		OTHER				
				COUNT	SQFT	COUNT	SQFT	COUNT	SQFT			
Massachusetts												
4th MAW Chicopee Housing		MC Reserve	Chicopee	0	0	0	0	59	275,022	53	53	44.3
94th RRC HQ USARC		Army Reserve	Ayer	2	81,374	0	0	0	0	14	14	22.1
Arthur MacArthur USARC		Army Reserve	Springfield	2	39,988	0	0	0	0	5	5	11.1
Ayer Armed Forces Reserve Center		Army Reserve	Ayer	1	95,681	0	0	0	0	0	0	24.7
Barnes MAP (ANG)		AF Guard	Westfield	54	430,445	0	0	0	0	2	373	178.0
Cape Cod AS		AF Active	Bourne	16	109,722	0	0	0	0	0	101	50.6
Cpl G M Craig USARC/AMSA		Army Reserve	Brockton	2	68,381	0	0	0	0	14	14	18.7
CSO NAS South Weymouth		Navy Active	Weymouth	146	794,224	0	0	0	0	1,518	1,518	428.2
CSO NAS South Weymouth Squantum Housing		Navy Active	Weymouth	38	107,962	0	0	0	0	28	28	16.9
Devens Reserve Forces Training Area		Army Reserve	Ayer	132	1,547,197	0	0	0	0	5,212	5,212	568.8
George Hampden Crossman USARC		Army Reserve	Taunton	3	70,017	0	0	0	0	10	10	18.7
Guy Cardillo USARC		Army Reserve	Boston	2	36,584	0	0	0	0	4	4	10.2
Hanscom AFB		AF Active	Bedford	138	3,859,787	0	0	2	211,176	527	846	1,213.3
Lincoln W. Stoddard USARC		Army Reserve	Worcester	2	37,670	0	0	0	0	4	4	10.4
Milford ANG		AF Guard	Milford	2	10,000	1	27,145	0	0	0	3	10.3
MTA Camp Edwards		Army Guard	Bourne	121	686,937	0	0	11	155,339	0	14,712	422.5
NAVPRO Pittsfield		Navy Active	Pittsfield	7	827,949	0	0	0	0	30	30	218.5
NG Rehoboth-TS Nike		Army Guard	Rehoboth	8	38,563	0	0	0	0	0	17	13.2
NG Wellesley		Army Guard	Wellesley	2	48,721	0	0	0	0	0	7	10.6
NG Westfield/Barnes		Army Guard	Westfield	4	67,557	0	0	0	0	0	33	30.5
NG Worcester, Sklyine Drive		Army Guard	Worcester	4	62,815	0	0	0	0	0	7	17.1
NOSC Worcester		Navy Reserve	Worcester	2	38,342	0	0	0	0	7	7	10.9
NSY Portsmouth USS Constitution		Navy Active	Boston	0	0	0	0	10	122,984	0	0	45.8
NWIRP Bedford		Navy Active	Bedford	9	276,796	0	0	0	0	46	79	95.8
Otis Ang Base Site 2		AF Guard	Mashpee	37	191,678	0	0	0	0	0	0	30.4
Otis ANGB		AF Guard	Mashpee	113	1,014,346	0	0	0	0	1,353	4,026	649.9
South Boston Support Activity		Army Reserve	Boston	3	583,702	0	0	0	0	11	11	187.4
SSC Hudson Housing		Army Active	Natick	14	50,153	0	0	0	0	134	134	10.5
US Army Soldier Systems Center Natick		Army Active	Natick	80	948,473	0	0	0	0	78	78	311.0
Westover ARB		AF Reserve	Chicopee	122	1,689,943	0	0	0	0	2,109	2,179	939.5

* US Locations that do not meet criteria of at least ten (10) Acres AND at least \$10M PRV. US Territories and Non-US Locations that do not meet criteria of at least ten (10) Acres OR at least \$10M PRV.

DEPARTMENT OF DEFENSE
Base Structure Report - As of 30 Sept 2012

SITE	BRAC 2005	COMPONENT	NAME NEAREST CITY	BUILDINGS						ACRES OWNED	TOTAL ACRES	PRV (\$M)
				OWNED		LEASED		OTHER				
				COUNT	SQFT	COUNT	SQFT	COUNT	SQFT			
Westover MD		Army Reserve	Chicopee	2	52,477	0	0	0	0	12	12	14.5
* OTHER SITE(S) : 22				107	339,419	1	778	3	30,250	233	436	105.0
Massachusetts Total:				1,175	14,206,903	2	27,923	85	794,771	11,405	29,954	5,739.2
Michigan												
1Lt Robert L Poxon USARC		Army Reserve	Southfield	7	76,016	0	0	0	0	25	26	26.1
5500 Enterprise Drive		Army Active	Warren	0	0	1	53,900	0	0	0	0	17.1
Alpena County Regional Airport		AF Guard	Alpena	96	491,880	0	0	0	0	0	657	297.1
Batt West Property Site 2		AF Guard	Battle Creek	9	66,572	0	0	0	0	0	0	15.7
BG William H. Birbari USARC		Army Reserve	Fraser	2	37,987	0	0	0	0	5	5	10.8
CTC Fort Custer Trng Center		Army Guard	Augusta	121	668,935	0	0	0	0	7,570	7,570	252.7
Detroit Arsenal		Army Active	Warren	93	2,048,557	0	0	2	1,054	170	178	972.2
Dr Mary E Walker Mem USARC		Army Reserve	Grand Rapids	2	72,040	0	0	0	0	14	14	20.8
G1 Training Lease		Army Active	Warren	0	0	2	42,290	0	0	0	0	11.4
ILSC Lease		Army Active	Troy	0	0	2	150,800	0	0	0	0	45.6
James J. O'Rourke USARC		Army Reserve	Bay City	3	40,441	0	0	0	0	8	8	12.6
MG George A Custer USARC/AMSA		Army Reserve	Livonia	2	67,213	0	0	0	0	9	9	18.9
NG Grayling Airfield		Army Guard	Grayling	23	111,368	0	0	0	0	875	875	109.0
NOSC Battle Creek		MC Reserve	Battle Creek	6	58,116	0	0	0	0	26	158	15.2
NOSC Grand Rapids		Navy Reserve	Grand Rapids	4	48,128	0	0	0	0	3	3	11.8
NOSC Saginaw		Navy Reserve	Saginaw	2	59,855	0	0	0	0	0	7	15.6
Raymond Zussman USARC		Army Reserve	Inkster	2	54,238	0	0	0	0	4	4	14.9
Saginaw USARC		Army Reserve	Saginaw	2	37,629	0	0	0	0	13	13	11.0
Selfridge ANGB		AF Guard	Mount Clemens	267	2,465,390	0	0	1	2,414	3,079	3,593	1,031.7
US Army Garrison Selfridge		Army Active	Harrison Township	21	245,665	0	0	0	0	0	0	77.6
W K Kellogg Airport		AF Guard	Battle Creek	32	354,131	0	0	0	0	0	318	149.4
* OTHER SITE(S) : 18				28	216,003	5	57,590	0	0	179	216	97.3
Michigan Total:				722	7,220,163	10	304,580	3	3,468	11,979	13,655	3,234.3
Minnesota												
Arden Hills USARC		Army Reserve	St. Paul	6	180,491	0	0	0	0	54	54	29.9
Duluth IAP		AF Guard	Duluth	34	421,668	0	0	0	0	1	317	129.9
Fort Snelling USARC/AMSA		Army Reserve	Fort Snelling	7	270,040	0	0	0	0	47	47	67.2
Minneapolis-St Paul		AF Reserve	Minneapolis	86	1,137,344	0	0	3	1,832	215	246	390.3

* US Locations that do not meet criteria of at least ten (10) Acres AND at least \$10M PRV. US Territories and Non-US Locations that do not meet criteria of at least ten (10) Acres OR at least \$10M PRV.

DEPARTMENT OF DEFENSE
Base Structure Report - As of 30 Sept 2012

SITE	BRAC 2005	COMPONENT	NAME NEAREST CITY	BUILDINGS						ACRES OWNED	TOTAL ACRES	PRV (\$M)
				OWNED		LEASED		OTHER				
				COUNT	SQFT	COUNT	SQFT	COUNT	SQFT			
NG Arden Hills Army TS		Army Guard	St. Paul	58	137,671	0	0	0	0	1,496	1,496	36.6
NOSC Minneapolis		Navy Reserve	Minneapolis	1	97,226	0	0	0	0	12	12	25.6
NOSC Saint Paul		Navy Reserve	Minneapolis	4	69,174	0	0	0	0	10	11	17.7
Twin Cities AAP		Army Active	St. Paul	112	2,840,991	0	0	0	0	677	677	851.5
* OTHER SITE(S) : 26				33	277,685	6	21,692	0	0	163	343	85.6
Minnesota Total:				341	5,432,290	6	21,692	3	1,832	2,675	3,204	1,634.3
Mississippi												
BG George A Morris USARC		Army Reserve	Vicksburg	2	73,398	0	0	0	0	13	13	14.6
Camp Keller (De Soto)		Navy Active	Biloxi	5	17,865	0	0	0	0	0	2,483	19.5
Camp Shelby Assault Runway		AF Guard	Camp Shelby	2	9,713	0	0	0	0	0	182	16.5
CBC Gulfport		Navy Active	Gulfport	194	4,639,983	0	0	257	838,713	1,094	1,098	1,208.4
CBC Gulfport Lakeside Housing		Navy Active	Pascagoula	7	193,860	0	0	0	0	33	33	41.6
CBC Gulfport Sand Hill Housing		AF Active	Biloxi	81	363,763	0	0	0	0	75	75	46.0
Columbus AFB		AF Active	Columbus	174	1,675,427	0	0	0	0	4,411	4,919	770.2
Columbus Auxiliary Airfield		AF Active	Shuqualak	5	8,480	0	0	0	0	895	1,061	32.1
CTA Camp McCain		Army Guard	Grenada	92	365,014	0	0	0	0	12,972	12,972	138.4
Gulfport-Biloxi Regional Airport (ANG)		AF Guard	Gulfport	53	505,627	0	0	0	0	11	267	147.4
Jackson IAP, Thompson Field		AF Guard	Flowood	31	547,314	0	0	0	0	0	139	155.6
Jackson MD		Army Reserve	Jackson	3	66,985	0	0	0	0	0	9	13.1
Keesler AFB		AF Active	Biloxi	707	8,829,155	0	0	1	1,475	1,597	1,670	2,067.3
Keesler Training Annex 1		AF Active	Biloxi	104	414,195	0	0	0	0	114	114	57.9
Key Field		AF Guard	Meridian	41	412,896	0	0	0	0	0	120	198.6
MTA Camp Shelby		Army Guard	Hattiesburg	7	75,829	0	0	1,096	3,760,645	200	133,682	1,180.5
NAS Meridian		Navy Active	Meridian	143	1,651,750	0	0	173	300,198	8,061	8,065	707.3
NG Gulfport Readiness Center and FMS 4		Army Guard	Gulfport	7	90,490	0	0	0	0	0	10	19.7
OLF Bravo		Navy Active	Preston	6	13,283	0	0	0	0	1,255	1,463	50.4
Stennis Space Center		Navy Active	Bay St Louis	1	782	0	0	83	1,201,739	0	0	299.9
USAR Chp Warehouses		Army Reserve	Gulfport	2	300,000	0	0	0	0	0	0	37.2
* OTHER SITE(S) : 138				77	375,540	109	233,965	2	15,273	4,086	8,483	147.0
Mississippi Total:				1,744	20,631,349	109	233,965	1,612	6,118,043	34,816	176,858	7,369.2

* US Locations that do not meet criteria of at least ten (10) Acres AND at least \$10M PRV. US Territories and Non-US Locations that do not meet criteria of at least ten (10) Acres OR at least \$10M PRV.

DEPARTMENT OF DEFENSE
Base Structure Report - As of 30 Sept 2012

SITE	BRAC 2005	COMPONENT	NAME NEAREST CITY	BUILDINGS						ACRES OWNED	TOTAL ACRES	PRV (\$M)
				OWNED		LEASED		OTHER				
				COUNT	SQFT	COUNT	SQFT	COUNT	SQFT			
Missouri												
Across Runway		AF Guard	St. Joseph	1	2,100	0	0	0	0	0	0	37.2
Bannister Federal Complex		MC Active	Kansas City	0	0	0	0	2	433,264	0	0	139.4
Belton USARC/AMSA		Army Reserve	Belton	2	9,865	0	0	1	48,296	195	195	13.0
Columbia USARC		Army Reserve	Columbia	3	25,372	0	0	0	0	5	5	35.0
Fort Leonard Wood		Army Active	Fort Leonard Wood	1,326	11,278,468	0	0	1,031	3,285,467	53,239	62,911	4,561.4
Fort Leonard Wood Range		AF Guard	Laquey	2	6,449	0	0	1	7,500	0	305	13.7
Independence USARC		Army Reserve	Independence	2	49,502	0	0	0	0	4	4	11.4
Jefferson Barracks ANG		AF Guard	Jefferson Barracks	4	941	30	379,997	0	0	0	135	101.7
Kansas City, Belton USARC		Army Reserve	Belton	0	0	2	107,002	0	0	0	16	20.5
Lake City AAP		Army Active	Independence	359	2,953,603	0	0	8	2,299	3,950	3,950	936.7
Lake Of The Ozarks Recreation		Army Active	Linn Creek	18	17,439	0	0	0	0	0	359	22.6
Lambert-St Louis		AF Guard	St. Louis	21	192,532	0	0	0	0	25	48	47.5
Lambert-St. Louis Site 2 - North		AF Guard	Bridgeton	15	179,270	0	0	0	0	0	0	53.1
MCSPTACT Kansas City E Bales		MC Reserve	Belton	8	89,062	0	0	0	0	24	24	20.5
MCSPTACT Kansas City E Kensington		MC Reserve	Belton	5	116,650	0	0	0	0	13	13	31.0
MCSPTACT Kansas City PPV Housing		MC Reserve	Belton	0	0	0	0	239	676,340	41	89	99.6
MTA Camp Crowder Neosho		Army Guard	Neosho	69	180,673	0	0	1	3,574	4,362	4,362	79.4
NG MTA Camp Clark Nevada		Army Guard	Nevada	94	157,382	0	0	16	19,500	0	1,282	88.0
NG Springfield AVCRAD		Army Guard	Springfield	0	0	0	0	6	138,760	0	107	40.9
NGA Arnold Site		AF Active	Arnold	4	232,043	0	0	0	0	34	36	48.6
NOSC Kansas City		Navy Reserve	Kansas City	2	49,992	0	0	0	0	0	10	11.1
NOSC St Louis		Navy Reserve	St. Louis	3	79,839	0	0	0	0	9	9	19.3
Rosecrans MAP (139AG)		AF Guard	St. Joseph	43	345,045	0	0	0	0	54	475	124.7
Springfield MD/AMSA		Army Reserve	Springfield	4	81,899	0	0	0	0	18	18	18.7
St Charles USARC		Army Reserve	St. Charles	23	175,018	0	0	0	0	1,656	1,656	48.8
St Louis 3/Sverdrup USARC		Army Reserve	St. Louis	5	108,694	0	0	0	0	21	21	27.7
St Louis 4/Ord Plant		Army Reserve	St. Louis	4	19,357	0	0	0	0	17	17	13.6
St Louis AFS		AF Active	St. Louis	15	739,396	0	0	0	0	25	25	58.6
St Peters USARC		Army Reserve	St. Peters	0	0	1	62,000	0	0	0	5	14.1
Whiteman AFB		AF Active	Whiteman AFB	863	5,189,898	0	0	1	1,964	3,872	5,420	2,278.5
* OTHER SITE(S) : 31				57	361,533	7	101,753	1	33,000	2,298	2,326	115.8

* US Locations that do not meet criteria of at least ten (10) Acres AND at least \$10M PRV. US Territories and Non-US Locations that do not meet criteria of at least ten (10) Acres OR at least \$10M PRV.

DEPARTMENT OF DEFENSE
Base Structure Report - As of 30 Sept 2012

SITE	BRAC 2005	COMPONENT	NAME NEAREST CITY	BUILDINGS						ACRES OWNED	TOTAL ACRES	PRV (\$M)
				OWNED		LEASED		OTHER				
				COUNT	SQFT	COUNT	SQFT	COUNT	SQFT			
Missouri Total:				2,952	22,642,022	40	650,752	1,307	4,649,964	69,864	83,825	9,131.9
Montana												
Great Falls IAP		AF Guard	Great Falls	39	447,038	0	0	0	0	0	138	157.2
Malmstrom AFB		AF Active	Malmstrom AFB	399	3,408,525	0	0	0	0	3,189	3,628	1,438.5
MTA Fort Wm Henry Harrison		Army Guard	Helena	113	726,259	0	0	1	1,080	0	6,387	218.7
NG Fort Missoula - FMS 02		Army Guard	Missoula	11	71,013	0	0	0	0	14	14	14.3
NG Helena Aviation RC- AASF		Army Guard	Helena	5	955	0	0	7	221,332	0	60	69.0
NG MTA Limestone Hills		Army Guard	Townsend	5	8,128	0	0	3	2,024	0	19,997	37.9
SGT Ernest Veuve Hall/AMSA		Army Reserve	Missoula	5	65,353	0	0	0	0	3	16	16.8
* OTHER SITE(S) : 246				284	414,660	3	8,756	1	16,180	5,442	31,524	1,755.2
Montana Total:				861	5,141,931	3	8,756	12	240,616	8,648	61,764	3,707.7
Nebraska												
Booker/Omaha USARC		Army Reserve	Omaha	3	54,234	0	0	0	0	6	6	10.4
Camp Ashland		Army Guard	Ashland	52	206,036	0	0	0	0	980	980	68.7
Cornhusker AAP		Army Active	Grand Island	15	16,282	1	2,839	0	0	297	297	68.1
Lincoln MAP		AF Guard	Overbrook	22	341,374	0	0	0	0	97	114	108.5
Lincoln USARC		Army Reserve	Lincoln	3	55,732	0	0	0	0	10	10	12.2
McCook USARC		Army Reserve	McCook	0	0	2	50,600	0	0	0	0	11.5
NG Greenlief TS/UTES		Army Guard	Hastings	124	332,301	0	0	0	0	3,239	3,239	137.0
NG Lincoln AASF/Readiness Center		Army Guard	Lincoln	10	351,485	0	0	0	0	65	65	115.4
NG Mead TS/FMS 06/UTES		Army Guard	Mead	18	95,998	0	0	0	0	1,197	1,197	24.4
Offutt AFB		AF Active	Offutt AFB	217	5,822,871	0	0	0	0	1,908	1,923	1,724.6
Offutt Communications Annex 2 GlobeCom		AF Active	Elkhorn	9	136,501	0	0	0	0	372	372	39.8
Offutt FH Annex		AF Active	Offutt AFB	35	414,182	0	0	0	0	790	793	193.3
Woolworth Omaha USARC		Army Reserve	Omaha	9	89,848	0	0	0	0	7	7	21.7
* OTHER SITE(S) : 104				111	252,628	6	60,228	0	0	1,724	12,165	610.1
Nebraska Total:				628	8,169,472	9	113,667	0	0	10,693	21,169	3,145.6
Nevada												
Creech AFB		AF Active	Indian Springs	127	849,477	0	0	0	0	2,300	2,300	555.9
Hawthorne Army Depot		Army Active	Hawthorne	2,497	9,686,874	0	0	0	0	7,429	147,236	4,045.0

* US Locations that do not meet criteria of at least ten (10) Acres AND at least \$10M PRV. US Territories and Non-US Locations that do not meet criteria of at least ten (10) Acres OR at least \$10M PRV.

DEPARTMENT OF DEFENSE
Base Structure Report - As of 30 Sept 2012

SITE	BRAC 2005	COMPONENT	NAME NEAREST CITY	BUILDINGS						ACRES OWNED	TOTAL ACRES	PRV (\$M)
				OWNED		LEASED		OTHER				
				COUNT	SQFT	COUNT	SQFT	COUNT	SQFT			
NAS Fallon		Navy Active	Fallon	307	2,145,086	0	0	160	266,279	4,428	12,452	1,118.6
NAS Fallon EW Range Fac		Navy Active	Fallon	7	32,774	0	0	0	0	0	1,831	56.8
NAS Fallon Target B-16		Navy Active	Fallon	1	480	0	0	0	0	0	27,259	20.8
NAS Fallon Target B-17		Navy Active	Fallon	3	4,544	0	0	0	0	0	52,940	25.5
NAS Fallon Target B-19		Navy Active	Fallon	5	1,280	0	0	0	0	0	29,276	24.9
NAS Fallon Target B-20		Navy Active	Fallon	4	1,754	0	0	0	0	19,429	41,117	20.8
Nellis AFB		AF Active	Las Vegas	637	6,155,340	0	0	1	111,253	5,214	14,160	3,256.0
Nellis AFB		Army Reserve	Las Vegas	3	82,549	0	0	0	0	22	22	40.6
Nellis Air Force Range		AF Active	Indian Springs	68	124,117	0	0	0	0	2,955,578	3,092,317	278.1
Nellis Water System Annex		AF Active	North Las Vegas	2	19,347	0	0	0	0	104	107	15.8
NOSC Reno		Navy Reserve	Reno	3	37,014	0	0	0	0	0	6	10.4
Reno Tahoe IAP		AF Guard	Reno	35	410,810	0	0	0	0	0	60	167.3
Taylor Hall MD		Army Reserve	Las Vegas	3	40,298	0	0	0	0	0	5	13.2
Tonopah AFS		AF Active	Tonopah	16	38,403	0	0	0	0	47	47	14.2
Tonopah Auxiliary Airfield Annex		AF Active	Tonopah	146	1,650,219	0	0	0	0	2,157	2,157	1,056.6
Tonopah Auxiliary Airfield Annex 2		AF Active	Tonopah	93	782,042	0	0	0	0	109	109	220.7
* OTHER SITE(S) : 39				27	81,736	5	25,162	3	11,344	21,989	108,661	59.9
Nevada Total:				3,984	22,144,144	5	25,162	164	388,876	3,018,807	3,532,063	11,001.2
<u>New Hampshire</u>												
MD Londonderry		Army Reserve	Londonderry	5	135,367	0	0	0	0	49	49	36.8
New Boston AS		AF Active	New Boston	24	96,000	0	0	0	0	2,826	2,873	72.3
Newington Defense Fuel Support Point		AF Active	Newington	4	9,462	0	0	0	0	10	15	45.9
Pease ANGB		AF Guard	Portsmouth	49	512,800	0	0	2	834	219	219	252.1
Raymond Bisson USARC		Army Guard	Rochester	2	28,811	0	0	3	14,075	4	8	11.0
Somersworth USARC		Army Reserve	Somersworth	3	56,045	0	0	0	0	15	15	15.9
* OTHER SITE(S) : 2				4	42,578	0	0	0	0	9	9	11.6
New Hampshire Total:				91	881,063	0	0	5	14,909	3,131	3,187	445.7
<u>New Jersey</u>												
AEGIS Moorestown		Navy Active	Moorestown	2	74,520	0	0	0	0	0	8	24.9
Air Mobility Warfare Center		AF Active	Fort Dix	12	263,169	0	0	0	0	32	32	75.2
Alexander Hamilton USARC		Army Reserve	Lodi	2	44,881	0	0	0	0	6	6	12.4
Atlantic City IAP		AF Guard	Egg Harbor Township	40	422,263	0	0	2	16,080	0	296	193.0

* US Locations that do not meet criteria of at least ten (10) Acres AND at least \$10M PRV. US Territories and Non-US Locations that do not meet criteria of at least ten (10) Acres OR at least \$10M PRV.

DEPARTMENT OF DEFENSE
Base Structure Report - As of 30 Sept 2012

SITE	BRAC 2005	COMPONENT	NAME NEAREST CITY	BUILDINGS						ACRES OWNED	TOTAL ACRES	PRV (\$M)
				OWNED		LEASED		OTHER				
				COUNT	SQFT	COUNT	SQFT	COUNT	SQFT			
Caven Point USARC		Army Reserve	Jersey City	4	60,253	0	0	0	0	27	27	24.8
Fort Dix		AF Active	Fort Dix	718	5,874,056	0	0	2	32,291	30,636	30,636	2,976.2
Fort Monmouth Main Post		Army Active	Red Bank	424	5,048,004	0	0	1	5,100	1,126	1,126	1,660.7
McGuire AFB		AF Active	McGuire AFB	270	5,113,940	0	0	0	0	3,603	3,660	2,336.1
McGuire Air Defense Missile Site		AF Active	New Egypt	20	130,430	0	0	2	5,310	219	219	680.2
Monmouth MD		Army Reserve	Red Bank	1	42,658	0	0	0	0	9	9	12.5
NAWCADLKE Non-NIF Lakehurst		AF Active	Lakehurst	200	2,817,457	0	0	1	4,733	7,408	7,408	1,358.7
NOSC West Trenton		Navy Reserve	Trenton	2	45,420	0	0	0	0	8	8	14.4
NWS Earle		Navy Active	Colts Neck	354	1,609,222	0	0	137	702,469	11,146	11,146	922.3
Pedricktown Support Facility		Army Reserve	Pedricktown	19	101,384	0	0	0	0	39	39	26.4
Picatinny Arsenal		Army Active	Dover	643	3,488,435	0	0	17	66,650	6,493	6,493	1,456.0
SGT J.W. Joyce Kilmer USARC		Army Reserve	Edison	3	97,395	0	0	0	0	24	24	26.6
Warren Grove Range		AF Guard	Warren Grove	7	11,430	0	0	0	0	9,416	9,416	12.5
Waterfront Earle		Navy Active	Colts Neck	38	307,336	0	0	1	4,000	705	705	483.2
* OTHER SITE(S) : 13				10	124,774	0	0	1	3,600	88	346	52.5
New Jersey Total:				2,769	25,677,027	0	0	164	840,233	70,984	71,603	12,348.7
<u>New Mexico</u>												
Boles Wells Water System Annex		AF Active	Holloman AFB	3	6,431	0	0	0	0	2,694	7,417	31.0
Cannon AFB		AF Active	Cannon AFB	445	3,165,505	0	0	1	4,500	3,460	4,213	1,283.6
Cannon AFB Site 2		AF Active	Cannon AFB	220	724,171	0	0	0	0	309	309	145.0
Cannon Meadows Housing Area		AF Active	Portales	0	0	151	249,897	0	0	0	39	34.7
Fort Bliss AAA Ranges		Army Active	Orogrande	524	1,348,916	0	0	13	7,021	131,224	995,404	1,105.5
Fort Wingate Depot Activity		Army Active	Fort Wingate	828	1,922,434	0	0	0	0	307	16,691	677.8
Holloman AFB		AF Active	Holloman AFB	482	5,431,371	0	0	20	579,390	10,601	53,602	2,786.4
Holloman AFB Alamogordo		AF Active	Holloman AFB	10	125,682	0	0	0	0	0	0	39.6
Holloman AFB Tularosa		AF Active	Holloman AFB	8	41,305	0	0	0	0	0	0	22.3
Jenkins MD		Army Reserve	Albuquerque	8	108,771	0	0	0	0	0	12	25.0
Kirtland AFB		AF Active	Kirtland AFB	763	7,550,598	0	0	0	0	25,519	43,970	2,906.2
Kirtland AFB - 850 ELSG/NGM		AF Active	Albuquerque	2	52,155	0	0	0	0	5	5	12.3
Melrose Air Force Range		AF Active	Floyd	12	17,479	0	0	0	0	58,524	79,973	57.2
White Sands		Navy Active	White Sands Msl Rge	43	214,455	0	0	0	0	85	85	62.5
White Sands Missile Range		Army Active	Las Cruces	1,062	4,506,868	0	0	473	823,141	942,933	2,293,431	2,739.4
* OTHER SITE(S) : 36				59	89,566	2	9,282	0	0	128,993	145,259	50.6

* US Locations that do not meet criteria of at least ten (10) Acres AND at least \$10M PRV. US Territories and Non-US Locations that do not meet criteria of at least ten (10) Acres OR at least \$10M PRV.

DEPARTMENT OF DEFENSE
Base Structure Report - As of 30 Sept 2012

SITE	BRAC 2005	COMPONENT	NAME NEAREST CITY	BUILDINGS						ACRES OWNED	TOTAL ACRES	PRV (\$M)
				OWNED		LEASED		OTHER				
				COUNT	SQFT	COUNT	SQFT	COUNT	SQFT			
New Mexico Total:				4,469	25,305,707	153	259,179	507	1,414,052	1,304,654	3,640,409	11,979.2
<u>New York</u>												
4th MARDIV Brooklyn		MC Reserve	New York City	4	127,989	0	0	0	0	72	72	51.1
4th MAW PPV Housing		MC Reserve	New Windsor	0	0	0	0	219	349,647	0	0	73.3
Air Force Plant 59		AF Active	Johnson City	4	637,238	0	0	0	0	29	32	166.4
Amherst USARC		Army Reserve	Buffalo	3	49,236	0	0	0	0	6	6	12.0
Amityville MD		Army Reserve	Amityville	7	63,708	0	0	0	0	15	15	22.2
Bethlehem MD		Army Reserve	Syracuse	3	88,703	0	0	0	0	9	9	20.5
Cpt Alden D Allen MD		Army Reserve	Horseheads	6	57,867	0	0	0	0	4	4	13.3
CW2 Kerry P. Hein USARC		Army Reserve	Shoreham	6	46,261	0	0	0	0	23	23	95.6
Elihu Root USARC		Army Reserve	New York Mills	3	72,546	0	0	0	0	6	6	16.8
Ernie Pyle USARC/AMSA		Army Reserve	Bayside	10	296,552	0	0	0	0	36	36	96.5
Fort Drum		Army Active	Evans Mills	1,233	10,980,203	1	10,672	1,321	6,195,731	107,265	107,265	5,192.2
Fort Hamilton		Army Active	New York City	49	756,099	0	0	29	483,261	178	178	627.4
Francis S. Gabreski Airport		AF Guard	Westhampton Beach	32	366,542	0	0	0	0	0	89	140.8
Hancock Field		AF Guard	Syracuse	47	525,528	0	0	1	26,000	342	342	221.1
Housing Ballston		Navy Active	Saratoga Spgs	0	0	0	0	60	156,565	31	31	21.8
James W Wadsworth USARC		Army Reserve	Rochester	2	73,635	0	0	0	0	5	5	17.6
MAJ D W Hollender USARC		Army Reserve	Webster	3	65,495	0	0	0	0	12	12	16.3
MAJ James J.O'Donovan USARC		Army Reserve	Albany	4	67,407	0	0	0	0	3	3	15.2
MARCORPS Dist 1 Garden City		MC Active	Garden City	7	165,946	0	0	0	0	7	7	46.5
MCRC Syracuse		MC Reserve	Syracuse	9	36,622	0	0	0	0	264	264	40.7
Naval Support Unit Saratoga Springs		Navy Active	Saratoga Spgs	9	50,843	0	0	23	147,341	39	61	36.2
NAVSUBASE New London Mitchel Field		Navy Active	Hempstead	4	70,229	0	0	93	365,213	45	45	70.5
NAVSUBASE New London Mitchel Manor 1		Navy Active	Hempstead	0	0	0	0	15	221,845	30	30	32.2
NAVSUBASE New London Mitchel Manor 2		Navy Active	East Meadow	0	0	0	0	9	143,094	37	37	31.4
Navy Exchange Scotia		Navy Active	Scotia	1	137,409	0	0	0	0	6	6	16.1
Neads Unit, Rome		AF Guard	Griffiss AFB	4	60,378	0	0	0	0	32	32	22.0
Newport Test Annex 2 Transmitter		AF Active	Newport	5	14,327	0	0	0	0	35	41	10.5
NG Farmingdale TS OMS 18		Army Guard	Farmingdale	3	216,024	0	0	0	0	13	13	51.2
NG Rochester CSMS C		Army Guard	Rochester	3	74,713	0	0	0	0	10	10	18.7

* US Locations that do not meet criteria of at least ten (10) Acres AND at least \$10M PRV. US Territories and Non-US Locations that do not meet criteria of at least ten (10) Acres OR at least \$10M PRV.

DEPARTMENT OF DEFENSE
Base Structure Report - As of 30 Sept 2012

SITE	BRAC 2005	COMPONENT	NAME NEAREST CITY	BUILDINGS						ACRES OWNED	TOTAL ACRES	PRV (\$M)
				OWNED		LEASED		OTHER				
				COUNT	SQFT	COUNT	SQFT	COUNT	SQFT			
NG Youngstown TS		Army Guard	Ransomville	44	66,271	0	0	0	0	860	860	28.5
Niagara Falls		AF Reserve	Niagara Falls	91	1,039,360	0	0	0	0	545	982	406.3
Niagara Falls MD		Army Reserve	Niagara Falls	14	179,803	0	0	0	0	22	22	35.7
NOSC Buffalo		Navy Reserve	Buffalo	2	78,160	1	7,952	0	0	0	5	26.9
NOSC Fort Schuyler		Navy Reserve	New York City	5	69,515	0	0	0	0	8	8	25.0
NOSC Rochester		Navy Reserve	Rochester	2	53,138	0	0	0	0	10	10	13.9
NOSC Schenectady		Navy Active	Schenectady	2	81,756	0	0	0	0	0	0	19.9
NOSC Syracuse NY		Navy Reserve	Syracuse	1	51,486	0	0	0	0	7	7	12.0
NUWC Fishers Island		Navy Active	Fishers Island	8	17,754	0	0	0	0	72	78	10.4
Orangeburg USARC		Army Reserve	Orangeburg	7	46,334	0	0	0	0	306	306	15.2
Plattsburg AFB		AF Active	Plattsburgh	724	3,330,708	0	0	0	0	3,880	3,880	1,259.5
Rome Laboratory		AF Active	Rome	13	1,438,907	0	0	0	0	113	117	394.1
Rotterdam USARC		Army Reserve	Schenectady	1	41,200	0	0	0	0	9	9	11.6
Schenectady MAP (ANG)		AF Guard	Scotia	38	425,234	0	0	0	0	0	124	146.1
Seneca Army Depot Activity		Army Active	Romulus	16	49,827	0	0	0	0	1,381	1,381	54.0
SGT Horace D Bradt USARC		Army Reserve	Schenectady	5	54,334	0	0	0	0	12	12	13.9
SGT Joseph E.Muller USARC		Army Reserve	New York City	1	55,180	0	0	0	0	1	1	17.7
SSG Frederick J. III Jr. USARC		Army Reserve	Bullville	7	41,882	0	0	0	0	153	153	14.0
Staten Island USARC		Army Reserve	New York City	5	122,732	0	0	0	0	14	14	29.2
Stewart Annex		Army Active	Holtsville	4	68,493	0	0	0	0	10	10	34.1
Stewart IAP		AF Guard	Newburgh	47	889,937	0	0	2	28,832	41	309	436.8
Stewart Newburgh USARC		Army Reserve	New Windsor	8	166,921	0	0	0	0	40	40	70.2
Verona Defense Fuel Support Point		AF Active	Verona	5	4,806	0	0	0	0	35	35	28.4
Verona Test Annex		AF Active	Vernon	19	62,139	0	0	0	0	494	495	25.4
Watervliet Arsenal		Army Active	Troy	72	2,167,465	0	0	0	0	143	143	558.7
West Point Mil Reservation		Army Active	West Point	532	7,646,194	1	19,054	2	37,600	16,068	16,068	3,615.8
* OTHER SITE(S) : 129				71	531,145	105	166,911	0	0	1,243	1,393	173.2
New York Total:				3,205	33,882,181	108	204,589	1,774	8,155,129	134,022	135,135	14,672.3

North Carolina

ALF Bogue		MC Active	Bogue	19	44,891	0	0	0	0	850	850	32.2
Camp Dawson		Army Active	Charleston	8	99,750	0	0	0	0	0	8	25.3
Camp Mackall		Army Active	Hoffman	60	219,400	0	0	0	0	7,917	63,197	127.1
Charlotte USARC		Army Reserve	Charlotte	8	97,850	0	0	0	0	14	14	17.0

* US Locations that do not meet criteria of at least ten (10) Acres AND at least \$10M PRV. US Territories and Non-US Locations that do not meet criteria of at least ten (10) Acres OR at least \$10M PRV.

DEPARTMENT OF DEFENSE
Base Structure Report - As of 30 Sept 2012

SITE	BRAC 2005	COMPONENT	NAME NEAREST CITY	BUILDINGS						ACRES OWNED	TOTAL ACRES	PRV (\$M)
				OWNED		LEASED		OTHER				
				COUNT	SQFT	COUNT	SQFT	COUNT	SQFT			
Charlotte/Douglas IAP		AF Guard	Charlotte	33	374,907	0	0	0	0	0	103	139.8
Dare County Range		AF Active	Stumpy Point	14	12,060	0	0	0	0	46,595	46,604	16.3
Fort Bragg		Army Active	Fort Bragg	2,288	29,767,295	1	1,200	3,356	12,701,545	153,079	153,081	13,108.1
Fort Fisher Recreation Site		AF Active	Kure Beach	55	128,188	0	0	0	0	40	40	29.4
Greater Sandy Run Area Site		MC Active	Camp Lejeune	26	47,155	0	0	0	0	40,126	41,002	193.7
Greenville USARC		Army Reserve	Greenville	5	15,564	0	0	0	0	15	15	19.0
Harvey Point NC		Navy Active	Hertford	21	40,593	0	0	0	0	1,675	1,791	42.0
Housing/Heritage Village		Army Active	Raeford	0	0	252	658,104	0	0	0	70	95.1
MCAS Cherry Point		MC Active	Cherry Point	490	7,902,091	0	0	1,126	2,772,949	15,179	16,073	3,174.2
MCB Camp Lejeune		MC Active	Camp Lejeune	1,314	15,941,991	44	61,124	1,715	3,323,532	82,984	87,907	5,911.8
MCB Camp Lejeune Midway Park		MC Active	Camp Lejeune	22	101,666	0	0	310	1,141,641	0	0	191.4
MCB Camp Lejeune North Site		MC Active	Camp Lejeune	212	1,611,206	0	0	727	3,861,644	0	0	980.0
MCB Camp Lejeune Oak Grove		MC Active	Pollocksville	3	5,275	0	0	0	0	976	976	26.1
MCB Camp Lejeune West Site		MC Active	Camp Lejeune	665	5,511,928	13	31,290	348	570,683	2,773	3,728	2,014.5
Military Ocean Tml Sunny Point		Army Active	Southport	94	363,533	0	0	0	0	16,318	16,318	693.5
Morehead City USARC/AMSA		Army Reserve	Morehead City	4	38,594	0	0	0	0	24	24	11.2
NG Asheville Armory/FMS 01		Army Guard	Asheville	0	0	0	0	2	41,490	0	15	10.1
NG Foothills Readiness Ctr/FMS 2		Army Guard	Lenoir	0	0	0	0	3	68,545	0	25	33.2
NOSC Greensboro NC		Navy Reserve	Greensboro	5	70,122	0	0	0	0	10	10	15.3
NOSC-MCRC Charlotte		Navy Reserve	Charlotte	2	60,040	0	0	0	0	9	9	12.2
OLF Atlantic		MC Active	Bogue	8	18,681	0	0	0	0	5,079	5,083	57.4
Point Of Marsh Target		MC Active	Atlantic	8	21,066	0	0	1	216	12,460	12,835	16.2
Seymour Johnson AFB		AF Active	Seymour Johnson AFB	797	4,414,615	0	0	0	0	3,232	4,118	1,224.1
Stanly County Airport		AF Guard	New London	37	146,077	0	0	0	0	0	114	50.0
* OTHER SITE(S) : 68				80	467,229	9	28,856	0	0	1,998	1,249,644	123.0
North Carolina Total:				6,278	67,521,767	319	780,574	7,588	24,482,245	391,353	1,703,654	28,388.9
<u>North Dakota</u>												
Cavalier AS		AF Active	Mountain	33	411,055	0	0	1	384	278	295	154.5
Defense Fuel Support Point		AF Active	Grand Forks	4	2,853	0	0	0	0	11	28	62.0
Grand Forks AFB		AF Active	Grand Forks AFB	635	4,772,058	0	0	0	0	4,830	5,420	1,424.0
Hector IAP		AF Guard	Fargo	37	457,307	0	0	1	4,207	0	250	164.0
Lewis and Clark USARC		Army Reserve	Bismarck	7	47,471	0	0	0	0	10	10	10.9
Mickelsen Stanley R SFG		Army Reserve	Nekoma	13	277,261	0	0	0	0	631	631	99.1

* US Locations that do not meet criteria of at least ten (10) Acres AND at least \$10M PRV. US Territories and Non-US Locations that do not meet criteria of at least ten (10) Acres OR at least \$10M PRV.

DEPARTMENT OF DEFENSE
Base Structure Report - As of 30 Sept 2012

SITE	BRAC 2005	COMPONENT	NAME NEAREST CITY	BUILDINGS						ACRES OWNED	TOTAL ACRES	PRV (\$M)
				OWNED		LEASED		OTHER				
				COUNT	SQFT	COUNT	SQFT	COUNT	SQFT			
Mickelsen Stanley R SFG RSL 1		Army Reserve	Hampden	2	15,267	0	0	0	0	315	315	10.0
Mickelsen Stanley R SFG RSL 3		Army Reserve	Nekoma	3	15,130	0	0	0	0	333	333	11.8
Mickelsen Stanley R SFG RSL 4		Army Reserve	Fairdale	2	15,409	0	0	0	0	318	318	10.8
Minot AFB		AF Active	Minot AFB	1,242	8,098,670	0	0	0	0	4,965	5,616	2,442.9
NG Grand Forks Armory		Army Guard	Grand Forks	1	90,659	0	0	0	0	0	11	21.4
NG Minot MD		Army Guard	Minot	1	121,697	0	0	0	0	0	22	33.6
* OTHER SITE(S) : 178				383	310,468	0	0	0	0	3,599	21,419	1,164.7
North Dakota Total:				2,363	14,635,305	0	0	2	4,591	15,290	34,668	5,609.8
<u>Northern Mariana Islands</u>												
* OTHER SITE(S) : 4				5	15,706	0	0	0	0	5	15,735	23.5
Northern Mariana Islands Total:				5	15,706	0	0	0	0	5	15,735	23.5
<u>Ohio</u>												
83rd Div Memorial USARC/AMSA		Army Reserve	Columbus	3	156,017	0	0	0	0	20	20	30.1
Blue Ash ANG		AF Guard	Blue Ash	15	51,903	0	0	0	0	0	12	12.7
Bratenahl		Navy Active	Cleveland	11	77,147	0	0	0	0	27	31	19.5
Camp Perry (ANG)		AF Guard	Port Clinton	17	106,842	1	12,545	0	0	0	59	33.4
Cooney USARC/AMSA 165 S-S		Army Reserve	Milan	3	19,700	0	0	0	0	10	10	11.6
Defense Supply Center Columbus		Army Active	Columbus	49	3,717,478	0	0	0	0	489	489	758.9
Fort Hayes Memorial USARC		Army Reserve	Columbus	3	49,281	0	0	0	0	11	11	13.0
Kings Mills Memorial USARC		Army Reserve	Maineville	8	97,784	0	0	0	0	19	19	17.2
Mansfield Lahm MAP		AF Guard	Mansfield	30	289,716	0	0	0	0	0	290	94.9
Mansfield MD		Army Guard	Mansfield	4	84,856	0	0	0	0	24	24	19.8
MCRC Brook Park		MC Reserve	Brook Park	5	63,486	0	0	0	0	11	11	13.3
NG Camp Sherman TS		Army Guard	Chillicothe	9	55,344	0	0	0	0	463	463	14.8
NG Defense Supply Center Columbus ARNG Support Center		Army Guard	Columbus	5	343,168	0	0	0	0	40	40	74.1
NG Defense Supply Center Columbus Bldg 24		Army Guard	Columbus	3	69,383	0	0	0	0	9	9	14.2
NG McConnellsville TS		Army Guard	McConnellsville	13	187,448	0	0	0	0	444	444	37.7
NG Rickenbacker (MTA)		Army Guard	Columbus	26	262,455	0	0	1	71,914	124	124	112.4
NOSC Columbus		Navy Reserve	Columbus	8	136,503	0	0	0	0	24	24	28.0
NOSC Toledo		Navy Reserve	Toledo	3	52,591	0	0	0	0	14	14	13.5

* US Locations that do not meet criteria of at least ten (10) Acres AND at least \$10M PRV. US Territories and Non-US Locations that do not meet criteria of at least ten (10) Acres OR at least \$10M PRV.

DEPARTMENT OF DEFENSE
Base Structure Report - As of 30 Sept 2012

SITE	BRAC 2005	NAME NEAREST CITY	BUILDINGS						ACRES OWNED	TOTAL ACRES	PRV (\$M)	
			OWNED		LEASED		OTHER					
			COUNT	SQFT	COUNT	SQFT	COUNT	SQFT				
PFC Devin J. Grella USARC/AMSA 3		Army Reserve	North Canton	3	66,263	0	0	0	0	10	10	15.6
Ravenna AAP		Army Active	Ravenna	27	183,599	0	0	0	0	1,280	1,280	69.2
Ravenna Training and Log Site		Army Guard	Newton Falls	948	3,385,416	0	0	0	0	20,140	20,140	904.5
Rickenbacker IAP (ANG)		AF Guard	Columbus	22	471,553	0	0	0	0	1,019	1,019	231.9
Rickenbacker USARC		Army Reserve	Columbus	1	114,072	0	0	0	0	24	28	23.0
Site 3 Red Horse Bed Down		AF Guard	Mansfield	5	144,190	0	0	0	0	0	0	128.3
Springfield Beckley MAP		AF Guard	Springfield	38	399,691	0	0	0	0	0	157	122.4
Springfield Beckley Site 2		AF Guard	Springfield	3	83,763	0	0	0	0	0	0	17.9
Springfield MD		Army Guard	Springfield	3	83,747	0	0	0	0	25	25	16.2
Taylor Station Road USARC		Army Reserve	Blacklick	3	79,980	0	0	0	0	10	10	14.6
Toledo Area USAR		Army Reserve	Monclova	2	71,671	0	0	0	0	0	52	16.1
Toledo/Exp Airport		AF Guard	Swanton	40	347,755	0	0	0	0	0	135	104.5
Twinsburg USARC/AMSA		Army Reserve	Twinsburg	2	113,167	0	0	0	0	24	24	25.9
US Army Joint Sys Mfg Ctr Lima		Army Active	Lima	43	1,620,917	0	0	0	0	370	370	337.4
Wright-Patt Site 2		AF Active	Wright-Patterson AFB	210	9,099,217	0	0	0	0	2,366	2,366	3,012.3
Wright-Patterson AFB		AF Active	Wright-Patterson AFB	389	7,912,277	1	202,306	0	0	5,314	5,823	2,598.3
Youngstown Joint ARS		AF Reserve	Vienna	68	663,563	0	0	0	0	230	659	212.4
* OTHER SITE(S) : 39				78	635,334	0	0	0	0	332	1,176	142.8
Ohio Total:				2,100	31,297,276	2	214,851	1	71,914	32,872	35,366	9,312.5
Oklahoma												
Affsa-Mike Maroney Aeronautical Center		AF Guard	Oklahoma City	1	32,146	0	0	0	0	0	0	10.5
Altus AFB		AF Active	Jackson	161	2,679,705	0	0	0	0	2,420	6,821	1,071.8
Billy A Krowse USARC		Army Reserve	Oklahoma City	4	63,318	0	0	0	0	0	5	13.4
Camp Gruber		Army Guard	Braggs	156	447,527	0	0	0	0	33,027	33,027	228.7
Fort Sill		Army Active	Fort Sill	1,494	13,305,957	0	0	313	1,129,066	42,999	93,841	4,299.4
Kegelman Air Force Auxiliary Field		AF Active	Jet	7	11,093	0	0	0	0	1,066	1,284	39.0
McAlester AAP		Army Active	McAlester	2,182	9,736,598	0	0	0	0	44,962	44,968	2,562.4
NG Regional Trng Inst		Army Guard	Oklahoma City	11	183,067	0	0	0	0	33	33	45.7
Tinker Aerospace Complex		AF Active	Oklahoma City	0	0	12	3,949,493	0	0	0	407	104.2
Tinker AFB		AF Active	Oklahoma City	407	14,579,825	0	0	0	0	3,945	4,842	3,995.4
Tinker Support Annex		AF Active	Oklahoma City	22	154,830	0	0	0	0	89	133	40.8
Tulsa IAP		AF Guard	Tulsa	45	375,688	0	0	0	0	0	80	103.6

* US Locations that do not meet criteria of at least ten (10) Acres AND at least \$10M PRV. US Territories and Non-US Locations that do not meet criteria of at least ten (10) Acres OR at least \$10M PRV.

DEPARTMENT OF DEFENSE
Base Structure Report - As of 30 Sept 2012

SITE	BRAC 2005	COMPONENT	NAME NEAREST CITY	BUILDINGS						ACRES OWNED	TOTAL ACRES	PRV (\$M)
				OWNED		LEASED		OTHER				
				COUNT	SQFT	COUNT	SQFT	COUNT	SQFT			
Twaddle MD		Army Reserve	Oklahoma City	9	151,031	0	0	0	0	26	26	32.8
Vance AFB		AF Active	Enid	130	1,489,303	0	0	0	0	2,121	3,738	656.6
Will Rogers World Airport		AF Guard	Oklahoma City	35	367,592	0	0	1	128	0	133	100.0
* OTHER SITE(S) : 40				58	359,020	19	52,679	2	1,900	1,004	1,056	103.7
Oklahoma Total:				4,722	43,936,700	31	4,002,172	316	1,131,094	131,692	190,393	13,407.9
Oregon												
Camp Rilea ANGS		AF Guard	Warrenton	3	48,091	0	0	0	0	0	8	11.0
Kingsley Field Cantonement Site 2		AF Guard	Kingsley Field	11	93,112	0	0	0	0	0	0	19.7
Kingsley Field Munitions Area Site 3		AF Guard	Klamath Falls	11	41,318	0	0	0	0	0	0	10.5
Klamath Falls Airport-Kingsley Field (ANG)		AF Guard	Kingsley Field	31	249,990	0	0	0	0	55	1,022	110.1
Naval Weapons Systems Training Facility Boardman		Navy Active	Boardman	4	8,248	0	0	0	0	19,223	62,871	22.2
NG Bend Cotef		Army Guard	Bend	1	73,694	0	0	0	0	160	160	24.0
NG Biak Training Center		Army Guard	Powell Butte	3	33,580	0	0	10	28,984	76	44,121	28.8
NOSC Portland		Navy Reserve	Portland	6	69,727	0	0	0	0	14	14	22.3
Portland IAP		AF Guard	Portland	68	746,340	0	0	0	0	0	246	267.6
Umatilla Chem Depot		Army Active	Hermiston	1,227	3,688,056	0	0	0	0	11,449	19,729	1,370.4
* OTHER SITE(S) : 17				43	195,347	1	6	0	0	544	3,096	70.4
Oregon Total:				1,408	5,247,503	1	6	10	28,984	31,521	131,267	1,957.3
Pennsylvania												
1LT R S Musselman Mem USARC		Army Reserve	Norristown	2	39,346	0	0	0	0	3	3	10.4
2313 W. State Street New Castle		Army Reserve	New Castle	0	0	1	123,649	0	0	0	0	32.5
Beaver Falls USARC		Army Reserve	Cranberry Township	0	0	0	0	0	0	9	9	13.8
Bristol Veterans Mem USARC		Army Reserve	Bristol	6	139,099	0	0	0	0	16	16	34.8
Carlisle Barracks		Army Active	Carlisle	95	1,079,109	0	0	60	274,520	272	272	552.2
Chap L J Sabalis Mem USARC		Army Reserve	Wilkes Barre	3	50,993	0	0	0	0	20	20	12.2
Charles E Kelly Support Facility		Army Active	Oakdale	37	195,659	0	0	0	0	125	125	44.1
CSO NS Philadelphia		Navy Active	Philadelphia	1	1,000	0	0	0	0	0	0	13.0
CSO Philadelphia PA NH		Navy Active	Philadelphia	55	698,061	0	0	0	0	49	49	287.9
CSO Warminster NAWC-AD		Navy Active	Warminster	63	1,410,278	0	0	0	0	542	542	521.6
Defense Distrib Depot Susq		Army Active	New Cumberland	129	7,209,312	0	0	0	0	848	848	1,427.9

* US Locations that do not meet criteria of at least ten (10) Acres AND at least \$10M PRV. US Territories and Non-US Locations that do not meet criteria of at least ten (10) Acres OR at least \$10M PRV.

DEPARTMENT OF DEFENSE
Base Structure Report - As of 30 Sept 2012

SITE	BRAC 2005	COMPONENT	NAME NEAREST CITY	BUILDINGS						ACRES OWNED	TOTAL ACRES	PRV (\$M)
				OWNED		LEASED		OTHER				
				COUNT	SQFT	COUNT	SQFT	COUNT	SQFT			
ECS / AMSA		Army Reserve	Conneaut Lake	2	56,181	0	0	0	0	11	11	17.0
Edgemont USARC / AMSA		Army Reserve	Edgemont	6	63,576	0	0	0	0	49	49	24.0
Erie County USARC		Army Reserve	Fairview	0	0	0	0	0	0	0	15	18.2
Finleyville NIKE		Army Reserve	Uledi	15	44,879	0	0	0	0	128	128	12.9
Fort Indiantown Gap		Army Guard	Annville	740	3,705,416	0	0	2	14,622	17,222	17,222	1,248.8
Fort Indiantown Gap AGS		AF Guard	Annville	35	180,109	0	0	0	0	0	190	41.0
Fort Indiantown Gap AGS Area 2		AF Guard	Annville	23	68,799	0	0	0	0	0	0	19.3
Germantown USARC		Army Reserve	Philadelphia	3	38,783	0	0	0	0	5	5	10.7
Greencastle USARC / AMSA		Army Reserve	Greencastle	6	39,536	0	0	0	0	31	31	10.9
Harrisburg IAP (ANG)		AF Guard	Middletown	39	321,884	1	15,077	0	0	0	42	98.4
Harrisburg MD		Army Reserve	Harrisburg	4	106,162	0	0	0	0	7	7	25.0
Johnstown Aviation Support Fac		Army Reserve	Johnstown	15	299,031	0	0	0	0	0	126	110.5
Letterkenny Army Depot		Army Active	Chambersburg	1,351	5,513,913	15	933,279	1	3,740	18,660	18,668	1,760.9
Letterkenny OMS/AMSA		Army Reserve	Chambersburg	0	0	1	90,665	0	0	0	4	20.8
Lewisburg MD		Army Reserve	Danville	5	84,487	0	0	0	0	19	19	21.1
MCRC Folsom		MC Reserve	Folsom	4	39,004	0	0	0	0	7	7	10.8
NAS JRB Willow Grove		Navy Active	Willow Grove	94	983,812	0	0	0	0	835	918	438.2
NAS JRB Willow Grove Shenandoah Woods		Navy Active	Warminster	43	338,384	0	0	0	0	0	0	57.5
NG Fort Mifflin		Army Guard	Philadelphia	10	60,685	0	0	0	0	27	27	12.3
North Penn USARC		Army Reserve	Norristown	6	53,437	0	0	0	0	19	19	16.0
NOSC Erie		Navy Reserve	Erie	1	71,350	0	0	0	0	6	6	17.8
NOSC Mc Lehigh Valley		Navy Reserve	Bethlehem	7	65,212	0	0	0	0	19	19	15.5
NOSC Pittsburgh		Navy Reserve	Pittsburgh	4	66,135	0	0	0	0	13	13	15.4
NOSC Reading		Navy Reserve	Reading	4	38,160	0	0	0	0	7	7	10.3
NSA Mechanicsburg		Navy Active	Mechanicsburg	118	8,638,762	2	1,100	0	0	818	818	1,424.6
NSA Mechanicsburg Det Philadelphia		Navy Active	Philadelphia	27	2,243,959	0	0	0	0	134	134	653.7
NSA Mechanicsburg Det Philadelphia Annex PNBC		Navy Active	Philadelphia	47	2,275,316	0	0	0	0	262	262	1,006.8
Ord Research Lab Univ Park		Navy Active	State College	5	90,740	0	0	0	0	0	1	27.7
Pittsburgh IAP (ANG)		AF Guard	Coraopolis	38	422,122	0	0	0	0	0	179	145.7
Pittsburgh IAP (ARS)		AF Reserve	Coraopolis	58	533,420	0	0	1	3,936	12	180	163.9
Scranton MD		Army Reserve	Scranton	5	130,790	0	0	0	0	27	27	26.3
Scranton AAP		Army Active	Scranton	8	386,634	0	0	0	0	15	15	130.7

* US Locations that do not meet criteria of at least ten (10) Acres AND at least \$10M PRV. US Territories and Non-US Locations that do not meet criteria of at least ten (10) Acres OR at least \$10M PRV.

DEPARTMENT OF DEFENSE
Base Structure Report - As of 30 Sept 2012

SITE	BRAC 2005	COMPONENT	NAME NEAREST CITY	BUILDINGS						ACRES OWNED	TOTAL ACRES	PRV (\$M)
				OWNED		LEASED		OTHER				
				COUNT	SQFT	COUNT	SQFT	COUNT	SQFT			
State College/Bellefonte USARC		Army Reserve	Bellefonte	2	34,175	0	0	0	0	21	21	10.6
T/SGT Vernon McGarity USARC		Army Reserve	Coraopolis	4	154,154	0	0	0	0	3	38	38.2
Tobyhanna Army Depot		Army Active	Tobyhanna	154	4,625,762	0	0	0	0	1,296	1,296	1,111.9
Willow Grove JRB		AF Guard	Horsham	65	848,971	0	0	0	0	207	207	276.2
* OTHER SITE(S) : 86				241	1,830,813	19	114,913	1	1,064	1,694	2,213	553.5
Pennsylvania Total:				3,580	45,277,409	39	1,278,683	65	297,882	43,440	44,809	12,553.7
<u>Puerto Rico</u>												
Cpt E.Rubio Jr./Puerto Nuevo		Army Reserve	Puerto Nuevo	8	88,729	0	0	0	0	63	63	25.7
Fort Buchanan		Army Reserve	Guaynabo	290	1,784,717	0	0	4	22,299	746	746	660.1
Isabela N00207-AB		AF Active	Isabela	8	36,413	0	0	0	0	413	413	18.7
LTC H.G. Pesquera/Fort Allen		Army Reserve	Fort Buchanan	6	109,916	0	0	0	0	40	40	32.4
Luis Munoz Marin IAP		AF Guard	Carolina	40	342,494	0	0	0	0	0	95	112.7
MTA Camp Santiago Rq		Army Guard	Salinas	314	821,304	0	0	0	0	11,930	11,930	328.4
Naval Activity Puerto Rico		Navy Active	Roosevelt	1,246	4,939,765	0	0	1	52,255	8,193	8,239	1,550.1
NG Fort Allen		Army Guard	Juana Diaz	106	438,434	0	0	0	0	776	776	147.6
NSGA Sabana Seca		Navy Active	Sabana Seca	169	456,796	0	0	0	0	2,778	2,927	150.6
Punta Salinas Radar Site		AF Guard	Toa Baja	18	46,752	0	0	0	0	30	30	15.3
Ramey USARC/Aquadilla		Army Reserve	Aguadilla	7	170,196	0	0	0	0	64	64	31.1
Roosevelt Rds Nav Sta USARC		Army Reserve	Roosevelt Ros Naval Station	6	100,052	0	0	0	0	56	56	27.3
* OTHER SITE(S) : 25				80	305,531	4	29,548	0	0	1,607	1,754	118.7
Puerto Rico Total:				2,298	9,641,099	4	29,548	5	74,554	26,697	27,135	3,218.9
<u>Rhode Island</u>												
Anchorage		Navy Active	Middletown	105	339,249	0	0	0	0	0	0	55.6
CSO Davisville CBC		Navy Active	Davisville	162	2,643,843	0	0	0	0	910	910	638.9
Fort Adams		Navy Active	Newport	20	97,544	0	0	0	0	24	24	21.5
Gould Island		Navy Active	Jamestown	1	28,155	0	0	0	0	13	13	14.4
Newport USARC		Army Reserve	Naval Base Newport	3	61,964	0	0	0	0	0	0	15.9
NG Camp Fogarty TS		Army Guard	East Greenwich	37	289,063	0	0	0	0	374	374	85.8
NG Warwick		Army Guard	Warwick	4	57,111	0	0	0	0	0	7	14.6
North Smithfield ANGS		AF Guard	Slatersville	9	63,849	0	0	0	0	24	34	17.0
NS Newport		Navy Active	Newport	278	5,518,160	0	0	0	0	1,327	1,329	2,036.1
NS Newport Capehart North		Navy Active	Portsmouth	133	356,847	0	0	0	0	0	0	56.0

* US Locations that do not meet criteria of at least ten (10) Acres AND at least \$10M PRV. US Territories and Non-US Locations that do not meet criteria of at least ten (10) Acres OR at least \$10M PRV.

DEPARTMENT OF DEFENSE
Base Structure Report - As of 30 Sept 2012

SITE	BRAC 2005	COMPONENT	NAME NEAREST CITY	BUILDINGS						ACRES OWNED	TOTAL ACRES	PRV (\$M)
				OWNED		LEASED		OTHER				
				COUNT	SQFT	COUNT	SQFT	COUNT	SQFT			
NS Newport Capehart South		Navy Active	Middletown	124	458,322	0	0	0	0	0	0	64.6
NS Newport Greene Lane		Navy Active	Middletown	148	614,159	0	0	0	0	0	0	96.7
NS Newport Melville		Navy Active	Portsmouth	36	84,592	0	0	0	0	24	24	198.2
NS Newport Naval Hospital		Navy Active	Newport	23	421,165	0	0	0	0	0	0	166.4
Quonset State Airport		AF Guard	North Kingstown	30	420,417	0	0	1	1,762	0	103	151.3
* OTHER SITE(S) : 12				30	190,872	3	4,716	0	0	150	150	49.0
Rhode Island Total:				1,143	11,645,312	3	4,716	1	1,762	2,846	2,968	3,682.0
South Carolina												
1LT Thomas Kukowski USARC		Army Reserve	Greenville	3	88,171	0	0	0	0	3	10	17.1
Charleston AFB		AF Active	Charleston	237	3,371,751	0	0	0	0	3,118	3,877	1,168.2
Charleston Defense Fuel Support Point		AF Active	Charleston	7	5,223	0	0	0	0	44	56	103.0
Fort Jackson		Army Active	Columbia	935	9,461,879	0	0	18	70,914	0	0	2,664.6
Hunley Park Military FH		AF Active	Charleston	5	17,401	0	0	0	0	271	271	18.8
MCAS Beaufort		MC Active	Beaufort	280	2,479,005	0	0	290	540,679	5,691	6,267	1,167.3
MCAS Beaufort LB Housing		MC Active	Laurel Bay	22	231,689	0	0	1,106	1,502,517	1,077	1,077	306.7
McEntire Joint NGB		AF Guard	Columbia	82	711,671	0	0	0	0	2,344	2,473	266.7
MCRD Beaufort Parris Island		MC Active	Parris Island	312	4,058,208	0	0	199	531,697	8,047	8,080	1,389.0
N Charleston USARC/AMSA		Army Reserve	North Charleston	2	77,378	0	0	0	0	16	16	16.3
Naval Health Clinic Charleston		Navy Active	Charleston	3	386,429	0	0	0	0	23	24	114.4
NAVHOSP Beaufort		Navy Active	Beaufort	21	432,412	0	0	33	90,213	126	127	234.5
NG MTA Clarks Hill Reservation		Army Guard	Plum Branch	32	37,283	0	0	0	0	871	871	14.0
North Air Force Auxiliary Field		AF Active	North	6	33,195	0	0	0	0	2,279	2,393	71.7
NWS Charleston		AF Active	Goose Creek	600	4,845,868	0	0	5	29,852	15,446	16,729	1,526.1
NWS Charleston Engineering Support		AF Active	North Charleston	5	83,249	1	238,261	0	0	5	5	76.8
NWS Charleston North Yard		AF Active	North Charleston	11	278,808	0	0	0	0	21	21	72.4
NWS Charleston Short Stay		AF Active	Moncks Corner	42	58,091	0	0	0	0	0	57	10.8
Shaw AFB		AF Active	Shaw AFB	300	3,484,951	0	0	0	0	3,330	3,429	1,121.3
* OTHER SITE(S) : 40				71	265,600	1	9,000	2	44,038	13,115	13,389	72.3
South Carolina Total:				2,976	30,408,262	2	247,261	1,653	2,809,910	55,828	59,173	10,432.0
South Dakota												
Ellsworth AFB Site 1		AF Active	Ellsworth AFB	375	4,142,528	251	1,177,843	0	0	4,693	5,328	1,822.0

* US Locations that do not meet criteria of at least ten (10) Acres AND at least \$10M PRV. US Territories and Non-US Locations that do not meet criteria of at least ten (10) Acres OR at least \$10M PRV.

DEPARTMENT OF DEFENSE
Base Structure Report - As of 30 Sept 2012

SITE	BRAC 2005	COMPONENT	NAME NEAREST CITY	BUILDINGS						ACRES OWNED	TOTAL ACRES	PRV (\$M)
				OWNED		LEASED		OTHER				
				COUNT	SQFT	COUNT	SQFT	COUNT	SQFT			
Ellsworth AFB Site 2		AF Active	Box Elder	115	679,408	0	0	1	1,309	663	851	347.6
Joe Foss Field		AF Guard	Sioux Falls	36	405,229	3	51,167	0	0	0	217	144.2
MSG Woodrow Wilson Keeble MD		Army Reserve	Sioux Falls	3	49,130	0	0	0	0	11	11	11.7
* OTHER SITE(S) : 19				11	58,540	0	0	0	0	2,893	4,217	19.5
South Dakota Total:				540	5,334,835	254	1,229,010	1	1,309	8,260	10,624	2,344.9
Tennessee												
Arnold AS		AF Active	Arnold AFB	324	2,822,219	0	0	3	16,212	38,861	38,862	7,193.2
Defense Depot Memphis		Army Active	Memphis	53	3,943,916	0	0	0	0	0	0	578.4
Fort Campbell TN		Army Active	Clarksville	771	7,601,799	0	0	872	2,433,101	69,301	69,301	2,953.2
Hewgley USARC		Army Reserve	Knoxville	2	56,482	0	0	0	0	10	10	10.7
Holston AAP		Army Active	Kingsport	534	2,541,108	0	0	2	18,300	6,117	6,117	883.8
Lyell MD/AMSA		Army Reserve	Nashville	6	103,470	0	0	0	0	14	14	22.1
McGhee Tyson Airport		AF Guard	Louisville	80	805,092	0	0	1	72	0	346	247.2
Memphis IAP		AF Guard	Memphis	21	451,071	0	0	1	56,100	0	119	148.7
Milan AAP		Army Active	Milan	1,429	3,658,124	0	0	11	24,671	22,357	22,357	1,196.1
Nashville IAP		AF Guard	Nashville	37	432,925	0	0	0	0	0	90	122.1
NG VTS Milan		Army Guard	Milan	65	233,850	0	0	0	0	2,490	2,490	64.0
NG VTS Smyrna		Army Guard	Smyrna	43	509,697	0	0	13	103,457	847	857	159.9
NOSC Chattanooga		Navy Reserve	Chattanooga	3	45,944	0	0	0	0	0	8	11.1
NSA Midsouth Memphis		Navy Active	Millington	151	2,531,804	23	36,518	370	765,262	1,475	1,871	733.1
NSA Millington USARC		Army Reserve	Millington	5	127,068	0	0	0	0	20	20	24.5
NSWC Carderock Div		Navy Active	Memphis	4	486,354	0	0	0	0	61	147	131.8
Volunteer AAP		Army Active	Chattanooga	3	55,191	0	0	0	0	0	0	23.9
* OTHER SITE(S) : 30				51	334,196	18	20,773	1	64	385	409	89.2
Tennessee Total:				3,582	26,740,310	41	57,291	1,274	3,417,239	141,939	143,019	14,592.9
Texas												
7720-F Airport Road Temple		Army Reserve	Temple	0	0	1	49,324	0	0	0	0	11.1
801 Housing Ft Bliss		Army Active	El Paso	0	0	1	489,150	0	0	0	0	70.9
Air Force Plant 4		AF Active	Fort Worth	87	5,576,292	0	0	0	0	636	727	1,211.8
ALF Cabaniss		Navy Active	Corpus Christi	3	5,520	0	0	0	0	931	953	58.9
ALF Orange		Navy Active	Orange Grove	18	18,364	0	0	0	0	1,596	1,596	104.8
ALF Waldron		Navy Active	Corpus Christi	2	4,000	0	0	0	0	901	903	55.3

* US Locations that do not meet criteria of at least ten (10) Acres AND at least \$10M PRV. US Territories and Non-US Locations that do not meet criteria of at least ten (10) Acres OR at least \$10M PRV.

DEPARTMENT OF DEFENSE
Base Structure Report - As of 30 Sept 2012

SITE	BRAC 2005	COMPONENT	NAME NEAREST CITY	BUILDINGS						ACRES OWNED	TOTAL ACRES	PRV (\$M)
				OWNED		LEASED		OTHER				
				COUNT	SQFT	COUNT	SQFT	COUNT	SQFT			
Aransas County Airport		Navy Active	Rockport	0	0	0	0	0	0	0	0	15.9
Austin Memorial MD		Army Reserve	Austin	3	72,525	0	0	0	0	11	13	14.3
Brooks AFB		AF Active	Brooks AFB	0	0	82	1,337,073	0	0	0	280	310.9
Brownsville AFRC		Army Reserve	Brownsville	2	50,158	0	0	0	0	12	12	42.7
Camp Bullis		AF Active	San Antonio	295	794,505	0	0	0	0	27,993	27,993	269.3
Camp Swift		Army Guard	Bastrop	96	241,651	0	0	0	0	0	11,715	89.4
Canyon Lake Recreation Annex		AF Active	Canyon Lake	42	30,628	0	0	0	0	0	358	12.0
Carl Pipkin USARC		Army Reserve	Beaumont	5	61,038	0	0	0	0	0	4	11.5
Carswell ARS		AF Reserve	Fort Worth	38	422,468	0	0	50	630,147	0	0	234.3
Conroe USARC/ASF		Army Reserve	Conroe	9	111,807	0	0	0	0	0	44	36.2
Corpus Christi 2 MD		Army Reserve	Corpus Christi	4	71,635	0	0	0	0	142	142	11.3
Dixie Target Range		Navy Active	Seven Sisters	9	19,848	0	0	0	0	6,761	7,825	43.1
Dyess AFB		AF Active	Abilene	749	4,624,799	0	0	0	0	3,120	6,320	1,605.0
Eldorado AFS		AF Active	Eldorado	7	114,791	0	0	0	0	119	128	38.3
Ellington Field		AF Guard	Houston	55	503,341	0	0	3	80,633	213	213	144.8
Ellington Field MD		Army Reserve	Houston	8	387,335	0	0	0	0	54	54	81.8
Fort Bliss		Army Active	El Paso	1,211	20,719,383	300	556,313	2,824	7,634,457	122,127	122,127	8,977.5
Fort Bliss ANGS		AF Guard	El Paso	3	47,082	0	0	0	0	0	12	10.3
Fort Hood		Army Active	Killeen	2,058	20,383,433	309	373,833	3,266	11,391,314	208,932	214,223	8,387.4
Fort Sam Houston		AF Active	Fort Sam Houston	394	10,848,204	0	0	0	0	2,653	2,745	2,534.0
Fort Wolters		Army Guard	Mineral Wells	66	114,308	0	0	0	0	3,990	3,990	67.7
Goodfellow AFB		AF Active	San Angelo	157	2,487,437	0	0	0	0	1,183	1,218	595.2
Grand Prairie Reserve Complex		Army Reserve	Grand Prairie	33	501,469	0	0	0	0	68	68	102.8
Grayson Street Annex Site 1		AF Active	Fort Sam Houston	1	94,494	0	0	0	0	1	1	20.6
Hensley Field AGS		AF Guard	Dallas	0	0	8	62,487	0	0	0	23	12.6
Houston USARC		Army Reserve	Houston	7	76,661	0	0	0	0	12	12	16.3
Kelly AFB		AF Active	San Antonio	5	369,656	35	1,972,288	0	0	435	435	451.7
Kelly Field Annex		AF Active	Kelly AFB	138	2,188,154	0	0	0	0	2,211	2,788	754.7
Lackland AFB		AF Active	San Antonio	426	9,764,408	0	0	3	18,192	2,713	2,720	2,418.0
Lackland Training Annex		AF Active	Lackland AFB	267	1,605,498	0	0	1	192	4,017	4,028	453.9
Laughlin AFB		AF Active	Del Rio	505	2,760,953	0	0	0	0	4,355	4,692	802.7
Laughlin AFB Aux 1		AF Active	Quemado	6	4,545	0	0	0	0	402	724	24.0
Lone Star AAP		Army Active	Texarkana	914	3,252,982	0	0	0	0	15,571	15,571	1,063.3
Longhorn AAP		Army Active	Amarillo	378	1,080,134	0	0	0	0	8,493	8,493	318.6
Medical Center Annex Site 1		AF Active	Fort Sam Houston	34	3,387,808	0	0	3	62,728	189	189	619.3

* US Locations that do not meet criteria of at least ten (10) Acres AND at least \$10M PRV. US Territories and Non-US Locations that do not meet criteria of at least ten (10) Acres OR at least \$10M PRV.

DEPARTMENT OF DEFENSE
Base Structure Report - As of 30 Sept 2012

SITE	BRAC 2005	COMPONENT	NAME NEAREST CITY	BUILDINGS						ACRES OWNED	TOTAL ACRES	PRV (\$M)
				OWNED		LEASED		OTHER				
				COUNT	SQFT	COUNT	SQFT	COUNT	SQFT			
Nalf Goliad		Navy Active	Berclair	4	7,227	0	0	0	0	1,136	1,136	69.5
NAS Corpus Christi		Navy Active	Corpus Christi	295	5,419,263	0	0	10	199,528	2,625	2,630	1,491.9
NAS JRB Fort Worth		Navy Active	Fort Worth	274	3,055,190	0	0	87	425,586	2,081	2,342	1,066.5
NAS Kingsville		Navy Active	Kingsville	160	1,172,922	0	0	0	0	3,987	3,987	545.5
NG Camp Bowie - Musgrave		Army Guard	Brownwood	12	13,358	0	0	0	0	3,858	3,858	10.6
NG Houston - Westheimer		Army Guard	Houston	4	94,915	0	0	0	0	29	29	18.9
NG Saginaw		Army Guard	Fort Worth	27	194,111	0	0	0	0	143	143	47.9
NG Temple		Army Guard	Temple	6	61,876	0	0	0	0	20	20	17.1
NOSC Harlingen		Navy Reserve	Harlingen	3	64,467	0	0	0	0	0	15	12.1
NOSC San Antonio		Navy Reserve	San Antonio	10	775,983	0	0	0	0	14	14	127.9
NS Ingleside		Navy Active	Ingleside	88	859,256	0	0	1	10,640	0	2	301.1
NWIRP Dallas		Navy Active	Dallas	118	4,702,583	0	0	0	0	425	425	939.1
Randolph AFB		AF Active	Universal City	254	4,172,048	0	0	1	652	2,903	3,137	1,296.2
Red River Army Depot		Army Active	Texarkana	1,015	7,382,241	24	441,658	14	38,055	15,840	15,846	1,787.0
Round Rock MD		Army Reserve	Round Rock	4	125,005	0	0	0	0	17	17	22.8
San Marcos MD		Army Reserve	San Marcos	4	120,797	0	0	0	0	19	19	23.0
Seagoville USARC		Army Reserve	Seagoville	10	132,278	0	0	0	0	206	206	39.9
Seguin Air Force Auxiliary Field		AF Active	Sequin	5	3,962	0	0	0	0	957	957	69.4
SGM Macario Garcia USARC		Army Reserve	Houston	4	100,762	0	0	0	0	8	8	21.1
Sheppard AFB		AF Active	Wichita Falls	353	7,443,714	0	0	0	0	4,598	5,297	2,195.2
Tardec Fuels And Lubes Research Facility		Army Active	San Antonio	9	42,329	0	0	0	0	0	4	10.2
Tyler AFRC		Army Reserve	Tyler	4	112,852	0	0	0	0	26	26	23.0
William Herzog Memorial USARC		Army Reserve	Dallas	2	49,130	0	0	0	0	6	6	10.2
* OTHER SITE(S) : 140				479	1,940,780	51	235,068	2	22,576	10,048	14,603	523.3
Texas Total:				11,179	130,844,362	811	5,517,194	6,265	20,514,700	468,787	498,065	42,773.6

Utah

Deseret Chemical Depot		Army Active	Stockton	323	1,381,042	0	0	2	960	4,198	19,364	460.1
Dugway Proving Ground		Army Active	Dugway	629	2,367,994	1	2,880	5	82,232	19,830	798,214	1,376.9
Fort Douglas MD Complex		Army Reserve	Salt Lake City	22	403,255	1	6,204	0	0	0	54	99.7
Frank M. Browning USARC		Army Reserve	Ogden	3	52,913	0	0	0	0	138	138	15.8
Green River Test Complex		Army Active	Las Cruces	32	52,862	0	0	0	0	2,009	3,628	46.5
Hill AFB		AF Active	Hill AFB	770	12,567,126	0	0	0	0	517	6,948	4,142.3
Hill AFB RR Maint		Army Active	Ogden	7	60,642	0	0	0	0	0	0	16.2

* US Locations that do not meet criteria of at least ten (10) Acres AND at least \$10M PRV. US Territories and Non-US Locations that do not meet criteria of at least ten (10) Acres OR at least \$10M PRV.

DEPARTMENT OF DEFENSE
Base Structure Report - As of 30 Sept 2012

SITE	BRAC 2005	COMPONENT	NAME NEAREST CITY	BUILDINGS						ACRES OWNED	TOTAL ACRES	PRV (\$M)
				OWNED		LEASED		OTHER				
				COUNT	SQFT	COUNT	SQFT	COUNT	SQFT			
Kenichi Uchida USARC		Army Reserve	Salt Lake City	4	55,448	0	0	0	0	10	10	13.9
Little Mountain Test Annex		AF Active	Ogden	18	124,613	0	0	0	0	731	731	67.9
MTA-L Camp Williams		Army Guard	Riverton	119	92,861	0	0	171	922,817	0	21,379	320.8
NAVSUPPDET Monterey Det		Navy Active	Magna	136	379,427	0	0	0	0	512	512	136.7
NG Saint George/FMS		Army Guard	St. George	9	56,093	0	0	0	0	0	70	12.7
Ogden Maintenance Center		Army Reserve	Ogden	4	132,272	0	0	0	0	12	12	30.5
Ogden Storage Facility 11-C		Army Reserve	Ogden	2	292,500	0	0	0	0	28	28	46.9
Salt Lake City IAP		AF Guard	Salt Lake City	54	501,362	0	0	0	0	0	135	167.1
Tooele Army Depot		Army Active	Tooele	1,061	2,638,486	20	664,116	1	4,617	19,887	23,914	1,509.0
Utah Test and Training Range South		AF Active	Wendover	33	27,350	0	0	0	0	555,687	572,656	43.6
UTTR - North		AF Active	Grouse Creek	83	416,913	0	0	0	0	348,767	366,877	181.7
* OTHER SITE(S) : 74				34	90,326	2	20,880	3	8,508	153	437	35.9
Utah Total:				3,343	21,693,485	24	694,080	182	1,019,134	952,479	1,815,108	8,724.1
<u>Vermont</u>												
Burlington IAP		AF Guard	South Burlington	41	414,301	0	0	1	7,050	0	278	132.6
NG Ethan Allen AFB MTA		Army Guard	Colchester	41	227,473	0	0	0	0	667	667	53.8
NG Norwich		Army Guard	Northfield	3	90,763	0	0	0	0	5	5	20.2
NG So Burlington AASF and RC		Army Guard	South Burlington	3	149,828	0	0	0	0	27	27	43.0
NG TS Ethan Allen Range		Army Guard	Jericho	132	323,411	0	0	1	1,988	11,219	11,219	122.0
* OTHER SITE(S) : 9				8	77,874	2	38,600	0	0	19	25	26.0
Vermont Total:				228	1,283,649	2	38,600	2	9,038	11,937	12,221	397.6
<u>Virgin Islands</u>												
NG Bethlehem Military Compound		Army Guard	Christiansted	11	121,189	0	0	0	0	69	69	45.5
* OTHER SITE(S) : 5				13	80,560	2	16,600	2	1,635	66	68	31.7
Virgin Islands Total:				24	201,749	2	16,600	2	1,635	135	137	77.2
<u>Virginia</u>												
1401 Wilson Blvd		WHS	Arlington	0	0	1	97,439	0	0	0	0	23.5
3100 Clarendon Blvd		WHS	Arlington	0	0	1	182,264	0	0	0	0	44.0
601 N. Fairfax Street		WHS	Arlington	0	0	1	51,355	0	0	0	0	12.4
8111 Gatehouse Road		WHS	Falls Church	0	0	1	57,652	0	0	0	0	13.9

* US Locations that do not meet criteria of at least ten (10) Acres AND at least \$10M PRV. US Territories and Non-US Locations that do not meet criteria of at least ten (10) Acres OR at least \$10M PRV.

DEPARTMENT OF DEFENSE
Base Structure Report - As of 30 Sept 2012

SITE	BRAC 2005	COMPONENT	NAME NEAREST CITY	BUILDINGS						ACRES OWNED	TOTAL ACRES	PRV (\$M)
				OWNED		LEASED		OTHER				
				COUNT	SQFT	COUNT	SQFT	COUNT	SQFT			
ALF Fentress Chesapeake		Navy Active	Virginia Beach	13	21,076	0	0	0	0	2,527	2,741	59.2
Arlington National Cemetery		Army Active	Arlington	38	189,293	0	0	1	96	625	625	61.6
Arlington Service Center		Navy Active	Arlington	10	249,333	0	0	4	8,256	18	31	65.0
Ballston Metro Center		WHS	Arlington	0	0	1	89,245	0	0	0	0	21.5
Belvoir North Post		Army Active	Springfield	1	2,770,000	0	0	0	0	0	0	549.0
Boulders One		WHS	Charlottesville	0	0	1	78,988	0	0	0	0	19.1
Braddock Place		WHS	Alexandria	0	0	1	54,206	0	0	0	0	13.1
Byrd Field		AF Guard	Sandston	4	54,865	0	0	0	0	0	16	11.2
Camp Pendleton (ANG)		AF Guard	Virginia Beach	10	95,524	0	0	0	0	0	60	26.9
Cheatham Annex		Navy Active	Williamsburg	193	3,227,310	0	0	0	0	1,567	2,360	678.3
Col Ernest H. Dervishian USARC		Army Reserve	Richmond	3	55,875	0	0	0	0	7	7	12.0
Craney Island		Navy Active	Portsmouth	30	63,419	0	0	0	0	906	927	373.7
Crystal Gateway 1		WHS	Arlington	0	0	1	76,306	0	0	0	0	18.4
Crystal Gateway 2		WHS	Arlington	0	0	1	106,368	0	0	0	0	25.7
Crystal Mall 4		WHS	Arlington	0	0	1	51,139	0	0	0	0	12.3
Crystal Park 1		WHS	Arlington	0	0	1	60,824	0	0	0	0	14.7
Crystal Park 6		WHS	Arlington	0	0	1	75,989	0	0	0	0	18.3
Crystal Square 2		WHS	Arlington	0	0	1	93,156	0	0	0	0	22.5
Crystal Square 4		WHS	Arlington	0	0	1	88,952	0	0	0	0	21.5
Defense General Supply Center		Army Active	Richmond	76	6,404,037	0	0	0	0	674	674	1,065.3
Defense Health Headquarters		WHS	Falls Church	0	0	1	644,001	0	0	0	0	155.5
Elizabeth River Channel		Navy Active	Norfolk	5	13,897	0	0	0	0	0	11	36.6
Foba2 Navy Annex		WHS	Naval Annex	2	714,921	0	0	0	0	0	0	183.5
Fort A P Hill		Army Active	Bowling Green	404	1,257,360	0	0	1	210	75,794	75,819	636.0
Fort Belvoir		Army Active	Fort Belvoir	446	9,047,747	0	0	949	3,947,851	8,670	8,670	3,468.2
Fort Eustis		AF Active	Newport News	426	6,499,941	0	0	0	0	7,870	7,871	1,763.7
Fort Lee		Army Active	Fort Lee	423	9,766,825	0	0	268	613,828	5,805	5,907	2,855.0
Fort Monroe		Army Active	Hampton	274	2,019,810	0	0	5	208,293	160,050	160,050	527.1
Fort Myer		Army Active	Arlington	172	2,803,076	0	0	4	50,687	270	270	863.2
Fort Pickett, ARNG MTC		Army Guard	Blackstone	532	2,450,759	0	0	0	0	41,595	43,065	926.2
Fort Story		Navy Active	Norfolk	227	1,230,104	0	0	95	463,701	1,450	1,452	486.6
Founder S Square		WHS	Naval Annex	0	0	1	302,845	0	0	0	0	73.1
Gateway 4		WHS	Arlington	0	0	1	65,355	0	0	0	0	15.8
Gateway North		WHS	Arlington	0	0	1	197,320	0	0	0	0	47.6
Hoffman Bldg 2		WHS	Alexandria	0	0	1	564,944	0	0	0	0	136.4

* US Locations that do not meet criteria of at least ten (10) Acres AND at least \$10M PRV. US Territories and Non-US Locations that do not meet criteria of at least ten (10) Acres OR at least \$10M PRV.

DEPARTMENT OF DEFENSE
Base Structure Report - As of 30 Sept 2012

SITE	BRAC 2005	COMPONENT	NAME NEAREST CITY	BUILDINGS						ACRES OWNED	TOTAL ACRES	PRV (\$M)
				OWNED		LEASED		OTHER				
				COUNT	SQFT	COUNT	SQFT	COUNT	SQFT			
Hybla Valley Office Bldg		WHS	Alexandria	0	0	1	77,353	0	0	0	0	18.7
Interstate Plaza		WHS	Alexandria	0	0	1	51,279	0	0	0	0	12.4
James Polk Building		WHS	Arlington	0	0	1	314,917	0	0	0	0	76.0
John W Powell Fb		WHS	Reston	0	0	1	74,388	0	0	0	0	18.0
Langley AFB		AF Active	Langley AFB	289	5,585,562	0	0	1	798	3,766	3,992	1,874.7
Langley FH Annex		AF Active	Hampton	9	65,591	0	0	0	0	302	302	22.0
Mark Center		Army Active	Alexandria	9	2,555,808	0	0	0	0	0	0	328.4
MCB Quantico		MC Active	Quantico	588	8,021,278	0	0	413	2,375,223	55,155	60,320	3,472.6
Midway Research Center		Navy Active	Stafford	8	25,908	0	0	0	0	162	162	10.8
NAS Oceana		Navy Active	Virginia Beach	285	4,007,344	0	0	56	110,214	776	1,087	1,540.4
NAS Oceana Dam Neck		Navy Active	Virginia Beach	173	3,280,661	0	0	102	915,919	1,919	1,920	1,014.4
NAS Oceana Midway Manor		Navy Active	Virginia Beach	2	2,105	0	0	179	636,546	97	100	83.5
NAS Oceana NEXCOM Headquarters		Navy Active	Virginia Beach	2	93,960	1	25,166	0	0	10	10	22.3
Nash Street Building		WHS	Arlington	0	0	1	73,661	0	0	0	0	17.8
Naval Medical Center Portsmouth		Navy Active	Portsmouth	36	2,215,315	0	0	3	5,891	111	111	905.5
NAVPHIBASE Little Creek		Navy Active	Norfolk	380	4,689,364	0	0	376	1,066,154	2,143	2,282	1,835.7
NG AASF Byrd Field		Army Guard	Sandston	26	106,970	0	0	0	0	0	92	38.7
NG Army Guard Readiness Center		Army Guard	Arlington	3	463,710	0	0	0	0	15	15	80.4
NG Camp Pendleton SMR		Army Guard	Virginia Beach	0	0	0	0	131	386,617	28	257	87.7
NG Sandston Armory		Army Guard	Sandston	21	80,140	0	0	0	0	29	29	18.9
NNSY Substa		Navy Active	Portsmouth	2	24,912	0	0	0	0	0	0	19.0
NOSC Richmond		Navy Reserve	Chesterfield	4	46,566	0	0	0	0	10	10	10.3
NS Norfolk		Navy Active	Norfolk	527	15,511,881	0	0	369	1,456,926	3,599	3,603	5,498.5
NSA Norfolk		Navy Active	Norfolk	205	2,388,704	0	0	676	2,046,947	801	801	925.7
NSA Norfolk Fire Fighters School		Navy Active	Norfolk	6	45,371	0	0	0	0	12	13	13.7
NSA Norfolk Lafayette Rvr Complex		Navy Active	Norfolk	11	255,805	0	0	2	13,395	20	20	66.7
NSA Norfolk New Gosport/NNSY		Navy Active	Portsmouth	4	28,846	0	0	0	0	57	57	17.9
NSA Norfolk NSY		Navy Active	Portsmouth	172	6,068,878	0	0	11	64,215	551	585	2,262.3
NSA Norfolk NW Chesapeake		Navy Active	Chesapeake	196	934,964	0	0	0	0	2,805	3,798	343.7
NSA Norfolk Scott Center		Navy Active	Portsmouth	18	356,154	0	0	0	0	0	0	72.6
NSA Norfolk SDA Area		Navy Active	Norfolk	17	984,169	0	0	0	0	90	91	154.6
NSA Norfolk Shipyard 1		Navy Active	Portsmouth	2	2,180	0	0	0	0	0	0	23.5
NSA Norfolk South Gate		Navy Active	Portsmouth	22	166,004	0	0	0	0	63	63	86.9

* US Locations that do not meet criteria of at least ten (10) Acres AND at least \$10M PRV. US Territories and Non-US Locations that do not meet criteria of at least ten (10) Acres OR at least \$10M PRV.

DEPARTMENT OF DEFENSE
Base Structure Report - As of 30 Sept 2012

SITE	BRAC 2005	COMPONENT	NAME NEAREST CITY	BUILDINGS						ACRES OWNED	TOTAL ACRES	PRV (\$M)
				OWNED		LEASED		OTHER				
				COUNT	SQFT	COUNT	SQFT	COUNT	SQFT			
NSA Norfolk St Helena Norfolk		Navy Active	Norfolk	4	7,414	0	0	0	0	12	12	39.2
NSA Norfolk St Juliens Creek Annex		Navy Active	Portsmouth	79	674,182	0	0	0	0	490	499	219.7
NSA Norfolk Stanley Court/NNSY		Navy Active	Portsmouth	0	0	0	0	80	161,865	16	16	20.2
NSA Norfolk Supships Newport News		Navy Active	Newport News	0	0	0	0	65	171,518	0	0	37.7
NSA South Potomac		Navy Active	Dahlgren	326	3,039,045	0	0	259	385,220	2,677	2,677	1,072.4
NSA South Potomac Pumpkin Neck		Navy Active	King George	24	46,701	0	0	0	0	1,641	1,641	23.7
NWS Yorktown		Navy Active	Yorktown	435	2,974,678	0	0	197	578,581	10,356	10,637	998.1
One Liberty Center		WHS	Arlington	0	0	1	272,753	0	0	0	0	65.8
Park Center IV		WHS	Alexandria	0	0	1	89,324	0	0	0	0	21.6
Parkridge Two Building		WHS	Reston	0	0	1	70,232	0	0	0	0	17.0
Pentagon Reservation		WHS	Pentagon, Arlington	32	6,908,293	0	0	0	0	220	220	4,977.1
Radford AAP		Army Active	Radford	1,131	4,059,966	0	0	0	0	6,901	6,901	1,433.6
Richmond MD		Army Reserve	Richmond	1	45,330	0	0	0	0	0	0	10.0
Rivanna Station		Army Active	Charlottesville	3	260,178	0	0	0	0	76	76	29.8
Rosslyn Metro Center		WHS	Rosslyn	0	0	1	63,601	0	0	0	0	15.4
Skyline V		WHS	Falls Church	0	0	1	101,004	0	0	0	0	24.4
Skyline VI		WHS	Falls Church	0	0	1	145,185	0	0	0	0	35.0
St Juliens Creek West		Navy Active	Portsmouth	31	224,843	0	0	0	0	0	0	57.2
Suffolk Building		WHS	Falls Church	0	0	1	233,925	0	0	0	0	56.5
VA Square		WHS	Arlington	0	0	1	67,227	0	0	0	0	16.2
Wallops Island		Navy Active	Wallops Island	93	407,949	0	0	0	0	5	90	119.9
Webb Building		WHS	Arlington	0	0	1	138,653	0	0	0	0	33.5
Yorktown Fuel Depot		Navy Active	Yorktown	48	23,471	0	0	0	0	111	111	126.4
Zachary Taylor Building NC-3		WHS	Arlington	0	0	1	486,909	0	0	0	0	117.5
* OTHER SITE(S) : 126				94	532,824	71	1,184,839	4	11,290	13,133	25,970	375.5
Virginia Total:				8,607	126,148,196	106	6,408,764	4,251	15,680,241	415,990	439,129	46,275.1
Wake Islands												
Wake Island Airfield		AF Active	Wake Island	87	380,112	0	0	0	0	2,600	2,600	791.1
Wake Islands Total:				87	380,112	0	0	0	0	2,600	2,600	791.1
Washington												
AMSA 137		Army Reserve	Tacoma	4	69,266	0	0	0	0	0	10	42.2

* US Locations that do not meet criteria of at least ten (10) Acres AND at least \$10M PRV. US Territories and Non-US Locations that do not meet criteria of at least ten (10) Acres OR at least \$10M PRV.

DEPARTMENT OF DEFENSE
Base Structure Report - As of 30 Sept 2012

SITE	BRAC 2005	NAME NEAREST CITY	BUILDINGS						ACRES OWNED	TOTAL ACRES	PRV (\$M)	
			OWNED		LEASED		OTHER					
			COUNT	SQFT	COUNT	SQFT	COUNT	SQFT				
Bremerton		Navy Active	Bremerton	95	2,804,337	0	0	61	188,557	117	120	1,551.2
Bremerton RR		Navy Active	Shelton	0	0	0	0	0	0	1,232	1,232	29.4
Camp Murray AGS		AF Guard	Tacoma	23	186,402	0	0	0	0	0	42	49.3
Cusick Survival TS		AF Active	Cusick	10	23,055	0	0	0	0	0	494,250	14.6
Fairchild AFB		AF Active	Fairchild AFB	286	4,690,227	0	0	0	0	4,342	4,989	1,778.2
Fort Lawton USAR Complex		Army Reserve	Seattle	11	191,077	0	0	0	0	38	38	54.1
Fort Lewis		Army Active	Tacoma	2,085	24,009,787	2	52	2,895	7,730,068	84,932	90,286	12,272.5
Four Lakes Communications Station (ANG)		AF Guard	Cheney	16	67,484	0	0	0	0	63	156	18.9
Grant Training Annex		Army Active	Moses Lake	0	0	1	0	0	0	0	35	34.0
Jackson Park Hsg		Navy Active	Bremerton	468	1,754,877	0	0	0	0	209	209	468.5
Jim Creek		Navy Active	Oso	63	126,426	0	0	0	0	3,839	4,901	116.9
Keyport NUWC		Navy Active	Keyport	156	1,296,586	0	0	34	66,885	356	358	504.8
Manchester		Navy Active	Bremerton	22	92,396	0	0	0	0	234	234	309.4
Marysville		Navy Active	Marysville	13	280,788	0	0	0	0	52	52	71.4
Marysville MD		Army Reserve	Marysville	2	166,106	0	0	0	0	25	25	54.7
Mukilteo Defense Fuel Support Point		AF Active	Mukilteo	11	20,470	0	0	0	0	20	20	101.7
NAS Whidbey Island		Navy Active	Oak Harbor	237	3,048,939	0	0	160	419,996	4,358	4,361	1,744.2
NAS Whidbey Island Sea Plane Base		Navy Active	Oak Harbor	73	568,553	0	0	937	2,632,276	2,784	2,785	712.6
NAVBASE Kitsap Bremerton		Navy Active	Bangor	608	5,381,240	0	0	359	2,142,164	6,603	6,609	3,256.9
NAVMAG Indian Island		Navy Active	Port Townsend	161	490,094	0	0	0	0	2,716	2,716	330.8
NG Kent		Army Guard	Kent	8	86,035	0	0	0	0	15	15	22.4
NG Spokane		Army Guard	Spokane	0	0	0	0	4	68,567	0	6	15.9
NOSC Spokane		Navy Reserve	Spokane	9	68,291	0	0	0	0	23	23	16.8
NS Everett		Navy Active	Everett	62	974,287	0	0	0	0	213	213	580.9
OLF Coupeville		Navy Active	Coupeville	6	6,566	0	0	3	2,262	664	1,060	43.5
Pacific Beach		Navy Active	Pacific Beach	46	194,014	0	0	0	0	6	9	48.9
Paine Field ANGS		AF Guard	Everett	10	48,899	0	0	0	0	15	15	12.6
Park Avenue Garage		Navy Active	Bremerton	0	0	0	0	0	0	2	2	19.2
Shipyard Puget Sound		Navy Active	Bremerton	154	3,939,383	1	11,992	1	100	570	570	2,487.8
Silverdale		Navy Active	Silverdale	0	0	1	38,601	0	0	0	0	11.2
Spokane IAP (AGS)		AF Guard	Spokane	9	74,752	0	0	0	0	0	35	18.1
SSG Joe R. Hooper USARC		Army Reserve	Bothell	7	101,749	0	0	0	0	41	41	32.4

* US Locations that do not meet criteria of at least ten (10) Acres AND at least \$10M PRV. US Territories and Non-US Locations that do not meet criteria of at least ten (10) Acres OR at least \$10M PRV.

DEPARTMENT OF DEFENSE
Base Structure Report - As of 30 Sept 2012

SITE	BRAC 2005	COMPONENT	NAME NEAREST CITY	BUILDINGS						ACRES OWNED	TOTAL ACRES	PRV (\$M)
				OWNED		LEASED		OTHER				
				COUNT	SQFT	COUNT	SQFT	COUNT	SQFT			
Vancouver Barracks		Army Reserve	Vancouver	28	231,772	0	0	0	0	0	8	65.3
Vancouver MD		Army Reserve	Vancouver	3	115,727	0	0	0	0	19	19	24.5
White Bluff Site 1		AF Active	Spokane	16	121,743	0	0	0	0	86	86	35.4
Yakima Training Center		Army Active	Yakima	225	867,431	8	23	0	0	295,724	323,432	762.7
* OTHER SITE(S) : 68				67	246,416	2	23,883	35	105,770	2,278	3,484	118.3
Washington Total:				4,994	52,345,176	15	74,551	4,489	13,356,645	411,577	942,447	27,832.0
<u>West Virginia</u>												
Allegany Ballistics Lab		Navy Active	Keyser	170	1,724,413	0	0	0	0	1,639	1,785	496.6
Big Bend USARC / OMS		Army Reserve	Bigbend	2	19,244	0	0	0	0	13	13	25.2
Charleston MD / AMSA		Army Reserve	Charleston	2	71,150	0	0	0	0	12	12	16.2
EWVRA Shepherd Field		AF Guard	Martinsburg	31	402,913	0	0	3	184,506	0	341	221.2
NG Camp Dawson MD		Army Guard	Kingwood	3	58,797	0	0	0	0	10	10	13.2
NG Eleanor		Army Guard	Red House	7	397,131	0	0	0	0	47	47	75.4
NG Volkstone		Army Guard	Kingwood	1	2,800	0	0	0	0	504	504	14.2
NIOC Sugar Grove		Navy Active	Sugar Grove	50	158,627	1	200	43	136,162	647	647	109.7
NIOC Sugar Grove 1		Navy Active	Sugar Grove	25	115,668	0	0	0	0	0	0	52.7
Ohio A/P USARC / AMSA		Army Reserve	Wheeling	3	42,570	0	0	0	0	0	29	10.7
Yeager Airport		AF Guard	Charleston	29	292,495	0	0	0	0	0	269	137.3
* OTHER SITE(S) : 28				61	505,308	0	0	0	0	162	212	119.2
West Virginia Total:				384	3,791,116	1	200	46	320,668	3,032	3,868	1,291.9
<u>Wisconsin</u>												
Badger AAP		Army Active	Baraboo	43	145,573	0	0	0	0	3,581	3,581	152.8
Denis J. Murphy USARC/AMSA/OMS		Army Reserve	Green Bay	2	58,023	0	0	0	0	15	15	15.3
Eau Claire AMSA		Army Reserve	Eau Claire	0	0	2	40,000	0	0	0	2	10.8
Fort McCoy		Army Reserve	Sparta	1,392	6,627,955	81	162,670	13	106,751	59,198	127,730	2,382.3
Gen Mitchell IAP		AF Guard	Milwaukee	22	314,172	0	0	3	11,273	0	99	127.6
Hardwood Weapons Range (ANG)		AF Guard	Necedah	5	13,501	0	0	0	0	0	7,865	11.7
Neenah USARC		Army Reserve	Neenah	3	45,100	0	0	0	0	7	7	43.9
NOSC Green Bay		Navy Reserve	Ashwaubenon	2	41,861	0	0	0	0	10	10	10.4
NOSC Milwaukee		Navy Reserve	Milwaukee	1	57,848	0	0	0	0	0	6	14.3
Truax ANGB		AF Guard	Madison	52	756,748	0	0	0	0	35	149	228.5
Volk ANGB		AF Guard	Camp Douglas	134	603,714	0	0	0	0	0	2,385	325.6

* US Locations that do not meet criteria of at least ten (10) Acres AND at least \$10M PRV. US Territories and Non-US Locations that do not meet criteria of at least ten (10) Acres OR at least \$10M PRV.

DEPARTMENT OF DEFENSE
Base Structure Report - As of 30 Sept 2012

SITE	BRAC 2005	COMPONENT	NAME NEAREST CITY	BUILDINGS						ACRES OWNED	TOTAL ACRES	PRV (\$M)
				OWNED		LEASED		OTHER				
				COUNT	SQFT	COUNT	SQFT	COUNT	SQFT			
W. Silver Spring Complex		Army Reserve	Milwaukee	26	330,467	0	0	0	0	127	127	85.4
Wausau USARC		Army Reserve	Wausau	2	39,440	0	0	0	0	13	13	10.6
* OTHER SITE(S) : 31				47	368,540	6	61,180	5	3,251	241	468	119.2
Wisconsin Total:				1,731	9,402,942	89	263,850	21	121,275	63,227	142,456	3,538.5
Wyoming												
Cheyenne Regional Apt		AF Guard	Cheyenne	35	432,162	0	0	0	0	0	727	148.8
F E Warren AFB		AF Active	Cheyenne	248	3,298,982	0	0	0	0	6,834	6,834	1,250.4
* OTHER SITE(S) : 89				86	112,056	1	30,000	0	0	294	24,414	564.7
Wyoming Total:				369	3,843,200	1	30,000	0	0	7,128	31,975	1,963.9
US/US Territories Total:				166,743	1,602,803,738	3,571	33,071,125	68,933	253,394,962	13,391,284	27,080,458	689,849

* US Locations that do not meet criteria of at least ten (10) Acres AND at least \$10M PRV. US Territories and Non-US Locations that do not meet criteria of at least ten (10) Acres OR at least \$10M PRV.

DEPARTMENT OF DEFENSE
Base Structure Report - As of 30 Sept 2012

SITE	BRAC 2005	COMPONENT	NAME NEAREST CITY	BUILDINGS						ACRES OWNED	TOTAL ACRES	PRV (\$M)
				OWNED		LEASED		OTHER				
				COUNT	SQFT	COUNT	SQFT	COUNT	SQFT			
Antigua												
Antigua AS		AF Active	St. Johns	36	125,755	0	0	0	0	0	175	110.5
Antigua Total:				36	125,755	0	0	0	0	0	175	110.5
Aruba												
* OTHER SITE(S) : 1				0	0	1	3,200	0	0	0	0	2.4
Aruba Total:				0	0	1	3,200	0	0	0	0	2.4
Australia												
NAVCOMMSTA H E Holt Exmouth		Navy Active	Northwest Cape	0	0	0	0	50	406,553	0	5,099	310.4
* OTHER SITE(S) : 5				42	31,943	1	5,013	0	0	0	14,978	12.2
Australia Total:				42	31,943	1	5,013	50	406,553	0	20,077	322.6
Bahamas												
AUTEC Salvador Point		Navy Active	Andros Island	10	11,395	0	0	0	0	0	31	14.8
* OTHER SITE(S) : 5				150	662,416	0	0	0	0	0	509	379.4
Bahamas Total:				160	673,811	0	0	0	0	0	541	394.2
Bahrain												
NSA Bahrain		Navy Active	Manama	145	1,149,779	1	483	1	308	0	66	531.6
NSA Bahrain - Banz Wrhs Compound		Navy Active	Al Jufayr	2	811	15	979,916	0	0	0	14	206.1
NSA Bahrain - Dependent School		Navy Active	Al Jufayr	2	243	7	261,584	0	0	0	26	93.3
* OTHER SITE(S) : 7				79	151,440	9	193,681	0	0	0	0	287.4
Bahrain Total:				228	1,302,273	32	1,435,664	1	308	0	106	1,118.4
Belgium												
Chievres AB		Army Active	Chievres Ab	55	365,736	0	0	65	407,523	0	1,012	438.8
Daumerie Caserne		Army Active	Chievres	2	328	0	0	37	251,650	0	26	110.8
Sterrebeek Dependent School		Army Active	Brussels	12	111,694	0	0	0	0	16	16	49.6
* OTHER SITE(S) : 7				18	72,735	26	391,977	45	473,017	0	21	302.2
Belgium Total:				87	550,492	26	391,977	147	1,132,190	16	1,075	901.4

* US Locations that do not meet criteria of at least ten (10) Acres AND at least \$10M PRV. US Territories and Non-US Locations that do not meet criteria of at least ten (10) Acres OR at least \$10M PRV.

DEPARTMENT OF DEFENSE
Base Structure Report - As of 30 Sept 2012

SITE	BRAC 2005	COMPONENT	NAME NEAREST CITY	BUILDINGS						ACRES OWNED	TOTAL ACRES	PRV (\$M)
				OWNED		LEASED		OTHER				
				COUNT	SQFT	COUNT	SQFT	COUNT	SQFT			
<u>Br Indian Ocean Territories</u>												
		Navy Active	Diego Garcia, Naval Fac	626	2,698,277	0	0	0	0	0	7,000	2,829.3
		Br Indian Ocean Territories Total:		626	2,698,277	0	0	0	0	0	7,000	2,829.3
<u>Canada</u>												
		* OTHER SITE(S) : 2		0	0	1	144	0	0	0	1	0.1
		Canada Total:		0	0	1	144	0	0	0	1	0.1
<u>Colombia</u>												
		* OTHER SITE(S) : 4		32	23,204	12	25,946	2	2,438	0	7	17.2
		Colombia Total:		32	23,204	12	25,946	2	2,438	0	7	17.2
<u>Costa Rica</u>												
		* OTHER SITE(S) : 1		0	0	0	0	1	1,098	0	1	0.4
		Costa Rica Total:		0	0	0	0	1	1,098	0	1	0.4
<u>Cuba</u>												
		Navy Active	Guantanamo Bay	1,431	6,041,051	0	0	6	9,844	0	28,817	3,310.8
		Cuba Total:		1,431	6,041,051	0	0	6	9,844	0	28,817	3,310.8
<u>Denmark</u>												
		* OTHER SITE(S) : 2		0	0	4	7,425	29	72,409	0	0	133.8
		Denmark Total:		0	0	4	7,425	29	72,409	0	0	133.8
<u>Djibouti</u>												
		* OTHER SITE(S) : 1		1,060	735,938	0	0	0	0	0	0	430.2
		Djibouti Total:		1,060	735,938	0	0	0	0	0	0	430.2
<u>Dominican Republic</u>												
		* OTHER SITE(S) : 1		0	0	1	2,500	0	0	0	0	0.4
		Dominican Republic Total:		0	0	1	2,500	0	0	0	0	0.4
<u>Egypt</u>												
		* OTHER SITE(S) : 2		21	94,913	16	46,386	0	0	0	3	55.6

* US Locations that do not meet criteria of at least ten (10) Acres AND at least \$10M PRV. US Territories and Non-US Locations that do not meet criteria of at least ten (10) Acres OR at least \$10M PRV.

DEPARTMENT OF DEFENSE
Base Structure Report - As of 30 Sept 2012

SITE	BRAC 2005	COMPONENT	NAME NEAREST CITY	BUILDINGS						ACRES OWNED	TOTAL ACRES	PRV (\$M)
				OWNED		LEASED		OTHER				
				COUNT	SQFT	COUNT	SQFT	COUNT	SQFT			
Egypt Total:				21	94,913	16	46,386	0	0	0	3	55.6
Germany												
Artillery Kaserne		Army Active	Garmisch	26	5,439	0	0	35	516,585	0	37	155.6
Askren Manor FH		Army Active	Schweinfurt	23	32,337	0	0	58	1,473,622	0	73	341.0
Aukamm Hsg Area		Army Active	Wiesbaden	8	51,124	0	0	111	1,283,489	0	93	313.0
Bamberg		Army Active	Bamberg	0	0	98	444,990	0	0	0	18	81.5
Bamberg Airfield		Army Active	Bamberg	4	9,894	0	0	3	2,676	0	220	51.0
Bamberg Storage & Range Area		Army Active	Bamberg	29	15,813	0	0	31	118,981	0	171	51.1
Barton Barracks		Army Active	Ansbach	10	64,668	0	0	25	382,487	0	33	147.8
Baumholder Airfield		Army Active	Baumholder	4	10,452	0	0	1	1,590	0	47	11.8
Baumholder Family Housing		Army Active	Baumholder	19	25,344	0	0	68	2,256,888	0	95	482.8
Baumholder Hospital		Army Active	Baumholder	6	32,080	0	0	12	189,198	0	13	91.6
Baumholder Qm Area		Army Active	Baumholder	18	37,307	0	0	29	360,446	0	60	95.1
Benjamin Franklin Vil Family Housing		Army Active	Mannheim	42	190,720	0	0	184	4,376,650	0	220	1,020.5
Bitburg FH Annex		AF Active	Trier	21	319,558	0	0	62	2,248,503	0	156	534.7
Bleidorn Family Housing		Army Active	Ansbach	3	13,952	0	0	25	661,068	0	34	148.6
Boeblingen Family Housing		Army Active	Boeblingen	4	13,935	0	0	21	516,864	1	24	116.9
Boeblingen Training Area		Army Active	Boeblingen	11	7,234	0	0	34	32,846	0	1,419	44.1
Campbell Barracks		Army Active	Heidelberg	34	57,411	0	0	30	955,223	0	42	384.4
Coleman Barracks		Army Active	Mannheim	94	277,162	0	0	140	1,600,373	0	583	716.8
Conn Barracks		Army Active	Schweinfurt	230	507,070	0	0	50	1,326,089	0	502	710.1
Crestview Hsg Area		Army Active	Wiesbaden	0	0	0	0	64	1,106,432	0	33	224.2
Daenner Kaserne		Army Active	Kaiserlautern	24	31,968	0	0	28	424,642	0	31	128.3
Darmstadt Training Center		Army Active	Darmstadt	20	58,229	0	0	5	43,897	0	125	44.6
Dexheim Missile Fac		Army Active	Dexheim	11	15,432	0	0	17	39,800	0	45	19.9
East Camp Grafenwoehr		Army Active	Grafenwoehr	518	3,289,157	0	0	602	3,570,057	0	2,698	2,312.2
Echterdingen Airfield		Army Active	Stuttgart	12	27,834	0	0	16	161,611	0	54	72.1
Einsiedlerhof Maintenance Annex		AF Active	Einsiedlerhof	4	10,045	0	0	4	105,302	0	14	34.5
Einsiedlerhof Storage Annex		AF Active	Kaiserlautern	9	93,176	0	0	15	292,644	0	28	93.7
Einsiedlerkoepfe Training Annex		AF Active	Kaiserlautern	4	5,338	0	0	1	9,630	0	311	10.2
Flynn FH & Training Areas		Army Active	Bamberg	94	250,210	0	0	62	1,392,967	0	2,619	397.4
Freihoelser Tng Area		Army Active	Amberg	12	11,460	0	0	0	0	0	339	11.5
Funari Barracks		Army Active	Mannheim	18	36,694	0	0	15	308,748	0	27	116.9

* US Locations that do not meet criteria of at least ten (10) Acres AND at least \$10M PRV. US Territories and Non-US Locations that do not meet criteria of at least ten (10) Acres OR at least \$10M PRV.

DEPARTMENT OF DEFENSE
Base Structure Report - As of 30 Sept 2012

SITE	BRAC 2005	COMPONENT	NAME NEAREST CITY	BUILDINGS						ACRES OWNED	TOTAL ACRES	PRV (\$M)
				OWNED		LEASED		OTHER				
				COUNT	SQFT	COUNT	SQFT	COUNT	SQFT			
Garmisch Family Housing		Army Active	Garmisch	5	2,448	0	0	20	345,004	0	83	86.3
General Abrams Hotel And Disp		Army Active	Garmisch	0	0	0	0	10	215,918	0	11	63.6
Germersheim Army Depot		Army Active	Germersheim	130	1,693,103	0	0	22	460,288	0	454	616.8
Giessen General Depot		Army Active	Giessen	34	30,436	0	0	38	1,344,483	92	92	379.0
Grafenwoehr		Army Active	Grafenwoehr	0	0	1,474	4,481,136	0	0	0	167	744.9
Grafenwoehr Training Area		Army Active	Grafenwoehr	579	389,811	0	0	12	11,852	0	51,676	651.8
Gruenstadt AAFES Fac		Army Active	Gruenstadt	9	47,178	0	0	13	321,587	0	18	90.8
Hainerberg Housing and Shop Ctr		Army Active	Wiesbaden	31	261,915	0	0	78	1,959,412	0	165	578.3
Hammonds Barracks		Army Active	Seckenheim	2	291	0	0	9	254,771	0	17	91.6
Heidelberg Army Heliport		Army Active	Heidelberg	13	17,278	0	0	9	49,663	0	45	48.1
Heidelberg Community Sup Ctr		Army Active	Heidelberg	27	58,158	0	0	13	362,806	0	27	121.0
Heidelberg Golf Course		Army Active	Heidelberg	10	16,123	0	0	0	0	0	125	15.0
Heidelberg Hospital		Army Active	Heidelberg	19	4,603	0	0	24	515,664	0	23	242.6
Hohenfels Training Area		Army Active	Hohenfels	607	1,399,252	1	151	354	1,777,795	0	40,023	1,514.4
Hoppstaedten Waterworks		Army Active	Baumholder	2	3,085	0	0	4	24,555	0	27	26.3
Husterhoeh Kaserne		Army Active	Pirmasens	44	500,170	0	0	25	508,590	0	132	239.5
Kaiserslautern		Army Active	Kaiserslautern	1	44,485	0	0	0	0	0	472	22.4
Kaiserslautern Army Depot		Army Active	Kaiserslautern	98	711,909	0	0	57	897,618	0	606	470.2
Kaiserslautern Equip Spt Ctr		Army Active	Kaiserslautern	25	34,333	0	0	19	178,955	0	51	58.5
Kapaun Administration Annex		AF Active	Kaiserslautern	20	93,141	0	0	40	526,445	0	114	231.7
Kastel Housing Area		Army Active	Wiesbaden	9	16,886	0	0	11	372,832	0	28	103.6
Katterbach Kaserne		Army Active	Ansbach	59	213,926	0	0	99	2,482,073	0	434	853.8
Kefurt & Craig Village Family Housing		Army Active	Stuttgart	1	921	0	0	39	1,009,586	0	38	207.8
Kelley Barracks		Army Active	Stuttgart	30	118,110	0	0	25	748,111	6	72	298.7
Kilbourne Kaserne		Army Active	Heidelberg	9	10,638	0	0	17	87,076	0	13	37.9
Kleber Kaserne		Army Active	Kaiserslautern	57	282,771	0	0	31	778,874	0	77	346.9
Kornwestheim Golf Course		Army Active	Kornwestheim	5	27,918	0	0	1	435	0	320	14.2
Lampertheim Training Area		Army Active	Lampertheim	4	722	0	0	1	516	0	4,192	32.3
Landstuhl FH Annex O3		AF Active	Landstuhl	25	113,714	0	0	12	370,005	0	44	121.4
Landstuhl Heliport		Army Active	Landstuhl	40	82,946	0	0	0	0	0	113	52.2
Landstuhl Hospital		Army Active	Landstuhl	100	250,607	0	0	74	1,549,665	0	165	884.5
Landstuhl Maintenance Site		AF Active	Landstuhl	37	140,787	0	0	3	8,883	0	25	43.6
Ledward Barracks		Army Active	Schweinfurt	156	247,310	0	0	52	1,388,664	0	161	542.2
Mainz-Kastel Station		Army Active	Wiesbaden	14	24,058	0	0	30	764,812	0	58	228.4

* US Locations that do not meet criteria of at least ten (10) Acres AND at least \$10M PRV. US Territories and Non-US Locations that do not meet criteria of at least ten (10) Acres OR at least \$10M PRV.

DEPARTMENT OF DEFENSE
Base Structure Report - As of 30 Sept 2012

SITE	BRAC 2005	COMPONENT	NAME NEAREST CITY	BUILDINGS						ACRES OWNED	TOTAL ACRES	PRV (\$M)
				OWNED		LEASED		OTHER				
				COUNT	SQFT	COUNT	SQFT	COUNT	SQFT			
Mark Twain Village Family Housing		Army Active	Heidelberg	10	35,162	0	0	59	1,662,391	0	61	435.9
McCully Barracks		Army Active	Wackernheim	28	193,799	0	0	38	360,583	0	74	205.1
Miesau Ammo Depot		Army Active	Miesau	124	840,063	0	0	497	1,534,148	0	2,326	754.8
Moehringen Family Housing		Army Active	Stuttgart	1	80	0	0	34	399,938	0	32	77.5
Nathan Hale Qm Area		Army Active	Darmstadt	22	60,011	0	0	27	369,185	1	39	120.2
Oberdachstetten Training Area		Army Active	Ansbach	22	26,650	0	0	76	244,186	0	884	102.7
Oberweis Annex		AF Active	Trier	5	2,676	0	0	10	56,772	0	74	28.1
Panzer Kaserne		Army Active	Stuttgart	22	224,878	0	0	40	1,274,496	2	111	478.5
Panzer Kaserne		Army Active	Kaiserlautern	5	1,212	0	0	10	303,670	0	19	107.5
Patch Barracks		Army Active	Stuttgart	38	389,210	0	0	39	1,162,227	1	110	535.3
Patrick Henry Village Family Housing		Army Active	Heidelberg	56	434,583	0	0	192	2,951,233	0	250	831.7
Patton Barracks		Army Active	Heidelberg	28	80,369	0	0	27	658,968	0	37	227.8
Pfeffelbach Waterworks		Army Active	Pfeffelbach	1	78	0	0	2	16,896	0	58	21.4
Pulaski Barracks		Army Active	Kaiserlautern	39	70,141	0	0	33	205,044	0	131	105.2
Ramstein AB		AF Active	Ramstein	460	3,955,477	0	0	362	5,625,238	0	3,102	3,646.6
Ramstein Storage Annex		AF Active	Weilerbach	13	185,165	0	0	3	48,076	0	85	40.9
Rheinblick Rec Annex		Army Active	Wiesbaden	6	14,002	0	0	2	14,052	0	175	14.5
Rhine Ordnance Barracks		Army Active	Kaiserlautern	129	454,064	0	0	869	1,929,218	0	3,037	866.9
Robinson Barracks		Army Active	Stuttgart	4	86,810	0	0	4	19,180	1	24	33.1
Robinson-Grenadier Family Housing		Army Active	Stuttgart	2	515	0	0	52	1,396,782	0	124	303.4
Rottershausen Ammo Stor Area		Army Active	Schweinfurt	6	9,661	0	0	25	47,775	0	186	11.7
Schweinfurt Training Areas		Army Active	Schweinfurt	98	80,986	0	0	6	12,606	0	10,803	44.6
Sembach Admin Annex		Army Active	Sembach	39	571,899	0	0	80	1,771,039	0	279	557.5
Sheridan Barracks		Army Active	Garmisch	4	301,899	0	0	11	401,133	0	29	200.2
Shipton Kaserne		Army Active	Ansbach	82	310,643	0	0	21	244,908	0	388	162.4
Smith Barracks		Army Active	Baumholder	198	540,425	0	0	200	3,153,141	0	1,022	1,361.1
South Camp Vilseck		Army Active	Vilseck	558	4,015,521	0	0	136	1,330,063	0	2,193	1,740.3
Spangdahlem AB		AF Active	Spangdahlem	382	1,850,247	0	0	205	2,013,519	0	1,617	2,058.4
Spinelli Barracks		Army Active	Mannheim	36	14,635	0	0	72	1,507,648	0	198	374.1
Steuben & Weicht Vil Family Housing		Army Active	Stuttgart	2	782	0	0	54	555,685	0	48	112.1
Storck Barracks		Army Active	Illesheim	42	92,924	0	0	97	1,873,425	0	442	652.0
Stuttgart Dependent School		Army Active	Stuttgart	1	301	0	0	4	167,796	0	11	56.3

* US Locations that do not meet criteria of at least ten (10) Acres AND at least \$10M PRV. US Territories and Non-US Locations that do not meet criteria of at least ten (10) Acres OR at least \$10M PRV.

DEPARTMENT OF DEFENSE
Base Structure Report - As of 30 Sept 2012

SITE	BRAC 2005	COMPONENT	NAME NEAREST CITY	BUILDINGS						ACRES OWNED	TOTAL ACRES	PRV (\$M)
				OWNED		LEASED		OTHER				
				COUNT	SQFT	COUNT	SQFT	COUNT	SQFT			
Sullivan Barracks		Army Active	Mannheim	28	153,650	0	0	51	931,535	0	111	364.0
Sulzheim Training Area		Army Active	Schweinfurt	1	182	0	0	1	190	0	145	11.0
Taylor Barracks		Army Active	Mannheim	78	196,158	0	0	26	654,553	0	113	289.3
Tompkins Barracks		Army Active	Schwetzingen	30	64,491	0	0	32	594,484	0	88	234.1
Vilseck		Army Active	Vilseck	0	0	132	668,460	0	0	0	31	117.7
Vogelweh FH Annex		AF Active	Kaiserlautern	182	974,359	0	0	113	2,623,396	0	631	790.7
Warner Barracks		Army Active	Bamberg	193	298,950	0	0	122	2,589,054	0	209	946.5
Warner Barracks Family Housing		Army Active	Bamberg	4	746	0	0	13	337,013	0	13	73.6
Weisskirchen AFN Trans Fac		Army Active	Weisskirchen	0	0	0	0	6	13,519	0	18	40.8
Wetzel Family Housing		Army Active	Baumholder	9	31,210	0	0	35	1,243,923	0	132	265.3
Wetzel Kaserne		Army Active	Baumholder	19	94,522	0	0	8	99,786	0	215	80.7
Wiesbaden Army Airfield		Army Active	Wiesbaden	112	698,677	0	0	115	2,050,603	0	638	1,155.9
* OTHER SITE(S) : 70				139	279,779	975	2,781,743	137	1,217,358	95	2,065	1,066.3
Germany Total:				6,772	29,977,667	2,680	8,376,480	6,836	90,742,682	199	142,612	40,727.8
<u>Greece</u>												
NSA Souda Bay		Navy Active	Soudha Bay	50	466,598	0	0	0	0	0	101	263.6
* OTHER SITE(S) : 7				21	75,625	1	2,453	21	94,134	0	0	63.3
Greece Total:				71	542,222	1	2,453	21	94,134	0	101	327.0
<u>Greenland</u>												
Thule AB		AF Active	Thule	205	2,348,763	0	0	0	0	0	233,034	2,831.3
Greenland Total:				205	2,348,763	0	0	0	0	0	233,034	2,831.3
<u>Hong Kong</u>												
* OTHER SITE(S) : 1				0	0	1	5,055	0	0	0	0	1.3
Hong Kong Total:				0	0	1	5,055	0	0	0	0	1.3
<u>Iceland</u>												
Grindavik, Iceland		Navy Active	Grindavik	7	18,421	0	0	0	0	0	1,049	19.8
Iceland Total:				7	18,421	0	0	0	0	0	1,049	19.8
<u>Italy</u>												
Aviano AB		AF Active	Aviano	108	796,279	0	0	102	1,604,180	0	1,200	1,608.8
Aviano Ammunition Storage Annex		AF Active	Aviano	4	6,894	0	0	32	94,975	0	47	43.4

* US Locations that do not meet criteria of at least ten (10) Acres AND at least \$10M PRV. US Territories and Non-US Locations that do not meet criteria of at least ten (10) Acres OR at least \$10M PRV.

DEPARTMENT OF DEFENSE
Base Structure Report - As of 30 Sept 2012

SITE	BRAC 2005	COMPONENT	NAME NEAREST CITY	BUILDINGS						ACRES OWNED	TOTAL ACRES	PRV (\$M)
				OWNED		LEASED		OTHER				
				COUNT	SQFT	COUNT	SQFT	COUNT	SQFT			
Aviano Bachelor Housing Annex 1		AF Active	Aviano	17	146,012	0	0	6	475,732	0	39	294.6
Aviano Bachelor Housing Annex 2		AF Active	Aviano	7	217,208	0	0	9	82,949	0	13	112.8
Camp Darby		Army Active	Tirrenia	139	617,879	0	0	1	25,269	0	159	332.9
Camp Ederle		Army Active	Vicenza	195	1,568,678	12	101,481	46	423,931	0	147	1,078.6
Capodichino		Navy Active	Naples	69	1,333,234	0	0	0	0	0	58	541.8
Carney Park		Navy Active	Naples	23	21,331	4	10,430	0	0	0	53	25.2
Dal Molin Airfield		Army Active	Vicenza	0	0	0	0	9	233,488	0	153	89.4
Gaeta		Navy Active	Gaeta	0	0	2	5,226	4	11,785	0	12	10.6
Livorno Supply and Maint Area		Army Active	Livorno	121	1,236,550	0	0	0	0	0	277	398.2
Longare Communications Site		Army Active	Vicenza	6	7,741	0	0	27	72,952	0	52	50.2
NAS 1 Support Area		Navy Active	Catania	54	1,110,899	1	67,800	0	0	0	10	478.3
NAS Sigonella		Navy Active	Sigonella Sicily	157	1,578,793	0	0	4	16,702	0	315	838.8
NAS Sigonella Belpasso Hsg		Navy Active	Catania	1	11,646	150	958,995	0	0	0	104	206.9
NATO Ordnance Facility		Navy Active	Sigonella Sicily	28	84,521	0	0	0	0	0	172	49.2
NSA Naples Support Site		Navy Active	Naples	2	200,349	160	3,270,344	0	0	0	228	935.0
Pisa Ammo Storage Area		Army Active	Pisa	213	464,975	0	0	0	0	0	2,093	252.2
Vicenza Basic Load Storage Area		Army Active	Vicenza	17	30,417	0	0	0	0	0	34	17.4
Vicenza Family Housing		Army Active	Vicenza	221	705,562	0	0	1	2,793	0	82	241.2
* OTHER SITE(S) : 38				74	180,130	256	2,059,373	29	227,238	0	148	663.3
Italy Total:				1,456	10,319,097	585	6,473,649	270	3,271,994	0	5,397	8,268.8
Japan												
Akasaki POL Dep		Navy Active	Sasebo	45	109,920	0	0	43	187,737	0	182	449.2
Akizuki Ammunition Depot		Army Active	Akizuki	14	6,719	0	0	51	411,975	0	138	201.3
Awase		Navy Active	Kadena Air Base Okinawa	6	12,702	0	0	0	0	0	118	18.0
Azuma		Navy Active	Yokosuka	42	54,261	0	0	41	145,632	0	201	452.7
Camp Courtney		MC Active	Tengan	88	308,790	0	0	130	1,780,985	0	331	609.7
Camp Courtney FH Annex		AF Active	Camp Courtney Okinawa N	83	1,131,406	0	0	0	0	65	65	245.7
Camp Foster		MC Active	Zukeran	1,188	3,093,698	0	0	340	5,103,587	0	1,472	2,336.6
Camp Foster FH Annex		AF Active	Camp Foster Okinawa	743	2,667,998	0	0	0	0	453	453	648.1
Camp Fuji Japan		MC Active	Camp Fuji	43	72,389	0	0	47	542,647	0	33,382	236.9
Camp Gonsalves		MC Active	Henoko Okinawa	23	17,944	0	0	2	27,516	0	19,356	21.7
Camp Hansen		MC Active	Onna Okinawa	138	634,360	0	0	163	2,938,618	0	12,647	1,489.1

* US Locations that do not meet criteria of at least ten (10) Acres AND at least \$10M PRV. US Territories and Non-US Locations that do not meet criteria of at least ten (10) Acres OR at least \$10M PRV.

DEPARTMENT OF DEFENSE
Base Structure Report - As of 30 Sept 2012

SITE	BRAC 2005	COMPONENT	NAME NEAREST CITY	BUILDINGS						ACRES OWNED	TOTAL ACRES	PRV (\$M)
				OWNED		LEASED		OTHER				
				COUNT	SQFT	COUNT	SQFT	COUNT	SQFT			
Camp Kinser		AF Active	Makiminato Okinawa	44	2,266,951	0	0	0	0	135	135	452.0
Camp Kinser		MC Active	Makiminato Okinawa	160	3,345,907	0	0	120	3,354,400	0	676	1,631.8
Camp Kuwae FH Annex		AF Active	Chatan Okinawa	158	577,533	0	0	0	0	70	70	126.7
Camp Lester		MC Active	Chatan Okinawa	164	645,831	0	0	75	526,884	0	167	487.8
Camp McTureous		MC Active	Tengan	7	89,207	0	0	91	734,698	0	94	263.7
Camp McTureous FH Annex		AF Active	Camp Courtney Okinawa N	80	678,732	0	0	0	0	64	64	144.5
Camp Schwab		MC Active	Henoko Okinawa	127	427,583	0	0	58	1,607,198	0	5,397	865.3
Camp Shields		Navy Active	Camp Shields-Okinawa	35	150,076	0	0	19	360,486	0	88	217.1
Camp Shields FH Annex		AF Active	Camp Shields-Okinawa	8	7,091	0	0	89	478,684	89	89	137.4
Camp Zama		Army Active	Sagamihara	135	569,848	0	0	214	2,445,475	0	578	1,217.8
Chitose Administration Annex		AF Active	Chitose	13	57,830	0	0	0	0	0	1,067	38.3
COMFLEACT Kadena Okinawa		Navy Active	Kadena Air Base Okinawa	131	774,255	0	0	1	26,508	0	120	324.9
COMFLEACT Sasebo		Navy Active	Sasebo	82	130,041	0	0	173	2,133,862	0	7,734	994.8
COMFLEACT Yokosuka		Navy Active	Yokosuka	277	489,134	0	0	559	10,374,826	0	2,662	4,679.8
Draughon Training Range		AF Active	Misawa AFB	3	4,644	0	0	7	13,709	0	1,889	21.3
Hachinohe POL Dep		Navy Active	Hachinohe	12	7,600	0	0	12	10,252	0	46	141.8
Hario Housing Area		Navy Active	Sasebo	32	15,767	0	0	79	1,194,800	0	87	311.0
Hario Shima Ammo		Navy Active	Sasebo	29	45,643	0	0	15	62,992	0	487	92.3
Hiro Ammunition Depot		Army Active	Kure	5	5,817	0	0	10	113,355	0	88	55.4
Ie Jima Aux Airfield		MC Active	Henoko Okinawa	13	26,201	0	0	5	9,729	0	1,981	26.6
Ikego Housing Area		Navy Active	Ikego	39	48,969	0	0	136	2,185,381	0	708	622.3
Iorizaki POL Dep		Navy Active	Sasebo	5	154	0	0	4	7,744	0	56	214.1
Iwo Jima-3181		Navy Active	Iwo Jima Island	0	0	0	0	46	331,070	0	243	310.8
Kachin Hanto Area		Army Active	Kachin Hanto	6	2,329	0	0	6	9,767	0	84	75.7
Kadena AB		AF Active	Kadena Air Base Okinawa	1,379	5,542,503	0	0	750	8,053,730	4,914	4,914	5,857.2
Kadena Ammo Storage Annex		AF Active	Kadena Air Base Okinawa	355	1,689,977	0	0	85	591,682	6,077	6,077	953.1
Kami Seya		Navy Active	Kami Seya	105	321,029	0	0	13	137,004	0	587	183.2
Kawakami Ammunition Depot		Army Active	Higashi-Hiroshima	68	116,706	0	0	49	230,275	0	644	173.6
Kisarazu-JGSDF		Navy Active	Kisarazu	11	15,687	0	0	33	341,456	0	514	244.6
Maebata		Navy Active	Sasebo	39	60,704	0	0	43	288,076	0	144	140.5
MCAS Futenma		MC Active	Futemma Okinawa	224	1,087,793	0	0	53	867,818	0	1,187	977.6
MCAS Iwakuni		MC Active	Iwakuni	176	669,519	0	0	375	4,794,442	0	7,111	2,308.1

* US Locations that do not meet criteria of at least ten (10) Acres AND at least \$10M PRV. US Territories and Non-US Locations that do not meet criteria of at least ten (10) Acres OR at least \$10M PRV.

DEPARTMENT OF DEFENSE
Base Structure Report - As of 30 Sept 2012

SITE	BRAC 2005	COMPONENT	NAME NEAREST CITY	BUILDINGS						ACRES OWNED	TOTAL ACRES	PRV (\$M)
				OWNED		LEASED		OTHER				
				COUNT	SQFT	COUNT	SQFT	COUNT	SQFT			
MCB Camp S D Butler ASP		MC Active	Koza	0	0	0	0	3	21,055	0	491	95.4
Misawa AB		AF Active	Misawa AFB	175	1,016,115	0	0	564	7,651,601	0	3,864	4,044.4
NAF Atsugi		Navy Active	Atsugi	325	703,059	0	0	282	3,843,014	0	1,237	1,612.7
NAF Misawa		Navy Active	Misawa AFB	72	909,126	0	0	6	3,048	27	27	313.8
Naha Port		Army Active	Naha	45	346,229	0	0	3	14,425	0	139	252.5
Negishi Dh Area		Navy Active	Yokohama	63	20,531	0	0	238	724,628	0	111	292.1
Okuma Recreation Annex		AF Active	Okuma Okinawa	47	66,534	0	0	2	14,068	135	135	48.1
Owada Communications Station		AF Active	Owada	0	0	0	0	1	21,152	0	328	18.4
POL Facilities		Army Active	Yomitan-San	34	30,460	0	0	28	32,405	50	347	347.6
Sagami General Depot		Army Active	Sagamihara	138	124,026	0	0	134	3,044,371	0	528	941.5
Sagamihara FH Area		Army Active	Sagamihara	351	85,947	0	0	218	879,672	0	149	302.9
Sakibe		Navy Active	Sasebo	7	21,291	0	0	1	8,061	0	32	14.7
Tama Service Annex		AF Active	Tana	12	11,526	0	0	39	103,178	0	483	60.3
Tokorozawa Transmitter Site		AF Active	Tokorosana	7	59,913	0	0	0	0	0	320	84.9
Torii Station		Army Active	Yomitan-San	130	455,093	0	0	30	387,810	28	505	374.6
Totsuka-NCTS		Navy Active	Totsuka	26	19,560	0	0	11	52,356	0	191	56.1
Tsurumi POL Dep		Navy Active	Yokohama	32	11,533	0	0	20	59,217	0	46	179.7
Urago Ordinance		Navy Active	Yokosuka	13	18,895	0	0	31	181,187	0	48	114.6
White Beach		Navy Active	White Beach Nav Inst	68	164,299	0	0	10	141,647	0	290	192.8
Yokohama No Dock		Navy Active	Yokohama	8	83,724	0	0	9	269,242	3	20	80.0
Yokohama North Dock		Army Active	Yokohama	16	12,437	0	0	68	577,645	0	121	375.0
Yokose POL Dep		Navy Active	Sasebo	10	2,143	0	0	3	6,149	0	153	361.3
Yokota AB		AF Active	Yokota AFB	112	594,474	0	0	634	9,547,570	0	1,750	3,701.3
* OTHER SITE(S) : 43				45	59,055	0	0	57	555,915	83	998	419.8
Japan Total:				8,071	32,797,217	0	0	6,329	80,564,416	12,192	126,447	45,284.9
Kenya												
* OTHER SITE(S) : 1				6	19,770	0	0	0	0	0	0	41.4
Kenya Total:				6	19,770	0	0	0	0	0	0	41.4
Kuwait												
* OTHER SITE(S) : 1				0	0	0	0	3	19,363	0	0	4.7
Kuwait Total:				0	0	0	0	3	19,363	0	0	4.7

* US Locations that do not meet criteria of at least ten (10) Acres AND at least \$10M PRV. US Territories and Non-US Locations that do not meet criteria of at least ten (10) Acres OR at least \$10M PRV.

DEPARTMENT OF DEFENSE
Base Structure Report - As of 30 Sept 2012

SITE	BRAC 2005	COMPONENT	NAME NEAREST CITY	BUILDINGS						ACRES OWNED	TOTAL ACRES	PRV (\$M)
				OWNED		LEASED		OTHER				
				COUNT	SQFT	COUNT	SQFT	COUNT	SQFT			
<u>Marshall Islands</u>												
US Army Kwajalein Atoll		Army Active	Kwajalein Atoll	522	2,414,055	0	0	2	2,970	1,361	1,361	2,204.3
* OTHER SITE(S) : 10				205	790,249	0	0	2	101	0	0	840.9
Marshall Islands Total:				727	3,204,304	0	0	4	3,071	1,361	1,361	3,045.2
<u>Netherlands</u>												
Schinnen Emma Mine		Army Active	Schinnen	39	96,098	14	143,150	0	0	0	24	83.1
* OTHER SITE(S) : 7				7	6,511	155	348,685	12	649,573	0	2	227.6
Netherlands Total:				46	102,609	169	491,835	12	649,573	0	26	310.8
<u>Netherlands Antilles</u>												
Davis-Monthan AFB (Curacao)		AF Active	Curacao	18	93,892	0	0	0	0	0	42	73.4
Netherlands Antilles Total:				18	93,892	0	0	0	0	0	42	73.4
<u>Norway</u>												
* OTHER SITE(S) : 3				1	4,550	2	3,961	2	21,836	0	0	11.0
Norway Total:				1	4,550	2	3,961	2	21,836	0	0	11.0
<u>Oman</u>												
SEEB MPT Site 1		AF Active	Seeb	1	21,744	0	0	21	243,344	0	3,000	89.3
* OTHER SITE(S) : 3				8	32,927	0	0	0	0	0	6,000	7.9
Oman Total:				9	54,671	0	0	21	243,344	0	9,000	97.2
<u>Peru</u>												
* OTHER SITE(S) : 2				4	38,334	0	0	1	235	0	0	12.0
Peru Total:				4	38,334	0	0	1	235	0	0	12.0
<u>Portugal</u>												
Covadascinzas Petroleum Products Stg Annex		AF Active	Lajes Field	0	0	0	0	0	0	0	41	51.7
Lajes Field		AF Active	Lajes Field	362	2,592,893	0	0	0	0	0	973	1,208.5
Praia Da Victoria Fuel Storage Annex		AF Active	Lajes Field	12	4,197	0	0	0	0	0	53	54.4
* OTHER SITE(S) : 18				37	35,259	0	0	2	1,832	0	378	72.8

* US Locations that do not meet criteria of at least ten (10) Acres AND at least \$10M PRV. US Territories and Non-US Locations that do not meet criteria of at least ten (10) Acres OR at least \$10M PRV.

DEPARTMENT OF DEFENSE
Base Structure Report - As of 30 Sept 2012

SITE	BRAC 2005	COMPONENT	NAME NEAREST CITY	BUILDINGS						ACRES OWNED	TOTAL ACRES	PRV (\$M)
				OWNED		LEASED		OTHER				
				COUNT	SQFT	COUNT	SQFT	COUNT	SQFT			
Portugal Total:				411	2,632,349	0	0	2	1,832	0	1,445	1,387.4
Romania												
* OTHER SITE(S) : 3				92	358,125	0	0	1	4,800	0	0	93.9
Romania Total:				92	358,125	0	0	1	4,800	0	0	93.9
Saint Helena												
Ascension Auxiliary Airfield		AF Active	Ascension Island	116	362,418	0	0	0	0	0	3,463	710.1
Saint Helena Total:				116	362,418	0	0	0	0	0	3,463	710.1
Singapore												
* OTHER SITE(S) : 2				0	0	95	571,564	74	428,062	0	0	242.1
Singapore Total:				0	0	95	571,564	74	428,062	0	0	242.1
South Korea												
Camp Carroll		Army Active	Waegwan	293	2,534,458	0	0	51	918,729	0	495	872.0
Camp Casey		Army Active	Tong Du Chon	747	4,071,309	0	0	2	9,468	2	2,830	1,263.0
Camp Castle		Army Active	Tong Du Chon	61	331,246	0	0	0	0	1	51	104.1
Camp Eagle		Army Active	Wonju	69	444,544	0	0	0	0	0	113	158.7
Camp Henry		Army Active	Taegu	104	507,617	149	237,137	34	206,993	1	59	252.8
Camp Henry (Pier 8)		Army Active	Pusan	4	7,759	0	0	12	94,897	0	11	56.1
Camp Hovey		Army Active	Camp Hovey	233	1,611,701	0	0	1	25,696	0	3,473	456.3
Camp Humphreys		Army Active	Pyeongtack	516	6,261,468	0	0	4	6,878	0	2,254	1,853.2
Camp Jackson		Army Active	Uijong Bu	54	179,622	0	0	0	0	0	406	47.8
Camp Kwangsa Ri		Army Active	Yongju	15	35,750	0	0	4	8,000	0	31	13.1
Camp Long		Army Active	Wonju	124	307,974	0	0	9	13,070	0	86	107.4
Camp Market		Army Active	Inchon	85	589,689	0	0	39	588,090	0	119	225.2
Camp Mu Juk		MC Active	Pohang	21	66,290	0	0	31	149,256	0	88	54.2
Camp Red Cloud		Army Active	Uijong Bu	264	1,405,558	0	0	0	0	0	207	416.1
Camp Red Cloud (Bullseye 01)		Army Active	Yongchon	100	268,861	0	0	0	0	0	2,204	97.3
Camp Stanley		Army Active	Uijong Bu	324	1,604,319	0	0	0	0	0	605	454.5
Camp Walker		Army Active	Taegu	239	1,183,172	0	0	0	0	1	195	345.1
DRMO APO		Army Active	Kimchon	7	126,524	0	0	0	0	24	24	19.0
Far East Dist Engr		Army Active	Seoul	36	112,258	0	0	14	76,982	0	11	54.4
Fleet Activities Chinhae		Navy Active	Chinhae	114	346,863	0	0	0	0	0	91	104.0

* US Locations that do not meet criteria of at least ten (10) Acres AND at least \$10M PRV. US Territories and Non-US Locations that do not meet criteria of at least ten (10) Acres OR at least \$10M PRV.

DEPARTMENT OF DEFENSE
Base Structure Report - As of 30 Sept 2012

SITE	BRAC 2005	COMPONENT	NAME NEAREST CITY	BUILDINGS						ACRES OWNED	TOTAL ACRES	PRV (\$M)
				OWNED		LEASED		OTHER				
				COUNT	SQFT	COUNT	SQFT	COUNT	SQFT			
H220 Heliport		Army Active	Tong Du Chon	53	236,593	0	0	0	0	0	52	59.6
K-16 AB		Army Active	Songnam	62	367,516	1	140,657	18	268,539	0	205	229.3
Kimhae Storage Annex		AF Active	Kimhae	37	363,308	0	0	1	51,333	0	86	81.1
Kunsan AB		AF Active	Kunsan	367	2,879,592	0	0	29	609,415	0	2,549	1,548.7
Kunsan POL Terminal Site		Army Active	Kunsan	4	5,828	0	0	0	0	0	17	19.0
Kwang-Ju AB		AF Active	Kwangju	100	629,141	0	0	1	20,000	0	313	266.2
Masan Ammunition Depot		Army Active	Masan	14	45,489	0	0	0	0	0	464	15.4
Osan AFB		AF Active	Osan AFB	428	5,815,575	0	0	58	1,043,490	0	1,823	2,423.9
Osan Ni Ammunition Storage Annex		AF Active	Osan	21	74,502	0	0	0	0	0	603	27.8
Pil-Sung Air Range		AF Active	Pil-Sung	10	18,560	0	0	2	24,676	0	27	13.6
Pusan Storage Facility		Army Active	Pusan	66	391,020	0	0	7	14,406	0	66	99.6
Sungnam Golf Course		Army Active	Songnam	3	1,905	0	0	11	61,053	0	230	24.3
Suwon AB		AF Active	Suwon	41	138,977	0	0	64	589,154	0	267	356.3
Taegu AB		AF Active	Taegu	145	770,356	0	0	0	0	0	763	325.0
Tango		Army Active	Songnam	33	183,023	0	0	11	78,706	0	241	82.7
Wonju AS		AF Active	Wonju	13	7,715	0	0	0	0	0	93	41.7
Yong Pyong		Army Active	Yong Pyong	96	242,842	0	0	0	0	0	3,346	130.2
Yongsan Garrison		Army Active	Seoul	834	4,906,185	50	1,337,456	197	1,099,293	0	625	1,930.7
* OTHER SITE(S) : 45				239	464,603	0	0	118	465,666	8	8,888	468.6
South Korea Total:				5,976	39,539,712	200	1,715,250	718	6,423,790	37	34,011	15,097.8
Spain												
Moron AB		AF Active	Moran AB	161	850,910	0	0	0	0	0	2,808	596.8
NS Rota		Navy Active	Rota	923	3,800,505	0	0	0	0	0	5,962	2,332.5
* OTHER SITE(S) : 3				1	2,596	1	1,296	1	6,335	0	1	2.9
Spain Total:				1,085	4,654,011	1	1,296	1	6,335	0	8,771	2,932.2
Turkey												
Ankara Administration Office		AF Active	Ankara	23	149,014	0	0	0	0	14	14	36.8
Incirlik AB		AF Active	Adana	720	4,199,177	0	0	1	7,600	0	3,337	1,700.7
Yumurtalik Petroleum Prod Storage Annex		AF Active	Yumurtalik	6	7,743	0	0	0	0	36	142	95.2
* OTHER SITE(S) : 14				3	15,320	28	154,515	52	333,257	1	1	112.9

* US Locations that do not meet criteria of at least ten (10) Acres AND at least \$10M PRV. US Territories and Non-US Locations that do not meet criteria of at least ten (10) Acres OR at least \$10M PRV.

DEPARTMENT OF DEFENSE
Base Structure Report - As of 30 Sept 2012

SITE	BRAC 2005	COMPONENT	NAME NEAREST CITY	BUILDINGS						ACRES OWNED	TOTAL ACRES	PRV (\$M)
				OWNED		LEASED		OTHER				
				COUNT	SQFT	COUNT	SQFT	COUNT	SQFT			
Turkey Total:				752	4,371,254	28	154,515	53	340,857	51	3,494	1,945.7
United Arab Emirates												
NSA Bahrain - Jebel Ali		Navy Active	Dubai	4	5,825	28	99,060	0	0	0	25	15.7
* OTHER SITE(S) : 1				0	0	5	39,957	0	0	0	0	13.1
United Arab Emirates Total:				4	5,825	33	139,017	0	0	0	25	28.8
United Kingdom												
Eriswell FH Annex		AF Active	Lakenheath	0	0	144	723,183	0	0	0	62	99.9
RAF Alconbury		AF Active	Cambridge	170	980,491	0	0	11	160,325	0	218	303.1
RAF Barford St John Transmitter Annex		AF Active	Banbury	1	22,006	0	0	0	0	0	476	17.5
RAF Bicester		AF Active	Paynes End	255	224,320	0	0	78	101,872	0	35	53.6
RAF Croughton		AF Active	Northamptonshire	106	610,927	0	0	20	170,257	0	694	276.9
RAF Fairford		AF Active	Fairford	105	441,394	0	0	82	629,180	0	1,170	534.9
RAF Feltwell		AF Active	Feltwell	74	415,862	0	0	175	926,603	0	332	280.1
RAF Lakenheath		AF Active	Lakenheath	812	4,117,663	0	0	155	946,456	0	2,007	1,882.1
RAF Menwith Hill		AF Active	Harrogate	0	0	0	0	180	1,228,249	0	545	391.0
RAF Mildenhall		AF Active	Mildenhall	324	1,775,711	0	0	147	1,291,257	0	1,163	1,119.2
RAF Molesworth		AF Active	Cambridge	60	179,014	0	0	30	289,859	0	659	157.4
RAF Welford Ammo Storage Area		AF Active	Welford	79	237,549	0	0	209	527,682	0	806	260.6
* OTHER SITE(S) : 15				35	95,226	1	799	151	355,454	0	96	123.5
United Kingdom Total:				2,021	9,100,163	145	723,982	1,238	6,627,194	0	8,263	5,499.8
Overseas Total:				31,573	152,823,031	4,034	20,577,312	15,822	191,068,357	13,856	636,345	138,621
Worldwide Totals:				198,316	1,755,626,769	7,605	53,648,437	84,755	444,463,319	13,405,141	27,716,803	828,470

* US Locations that do not meet criteria of at least ten (10) Acres AND at least \$10M PRV. US Territories and Non-US Locations that do not meet criteria of at least ten (10) Acres OR at least \$10M PRV.

DEPARTMENT OF DEFENSE

Base Structure Report – As of 30 Sept 2012

VII. INDIVIDUAL SERVICE INVENTORIES

DEPARTMENT OF DEFENSE - Army
Base Structure Report - As of 30 Sept 2012

SITE	COMPONENT	NAME NEAREST CITY	BUILDINGS						ACRES OWNED	TOTAL ACRES	PRV (\$M)
			OWNED		LEASED		OTHER				
			COUNT	SQFT	COUNT	SQFT	COUNT	SQFT			
Alabama											
10C Stagefield	Army Active	Fort Rucker	6	7,213	0	0	0	0	180	180	14.0
310th Chem USARC	Army Reserve	Anniston	3	74,932	0	0	0	0	19	19	14.7
6000 Technology Drive Huntsville	Army Active	Huntsville	0	0	3	78,358	0	0	0	0	17.7
6726 Odyssey Drive Huntsville	Army Active	Huntsville	0	0	2	54,996	0	0	0	0	12.4
Allen Stagefield	Army Active	Wiksburg	5	3,599	0	0	0	0	114	114	13.4
Anniston Army Depot	Army Active	Anniston	1,812	9,510,558	0	0	0	0	15,282	15,322	2,366.2
Bill Nichols USARC/ECS	Army Reserve	Anniston	2	61,185	0	0	0	0	17	17	16.3
Brown Stagefield	Army Active	New Brockton	6	7,533	0	0	0	0	176	176	14.1
Cairns Basefield	Army Active	Daleville	60	539,895	0	0	0	0	1,326	1,326	216.9
Fort Benning	Army Active	Fort Mitchell	66	51,143	0	0	3	281	12,138	12,138	44.0
Fort McClellan	Army Active	Anniston	7	90,031	0	0	0	0	491	491	19.6
Fort McClellan ARNG Training Center	Army Guard	Anniston	130	859,428	0	0	0	0	338	338	183.1
Fort Rucker	Army Active	Fort Rucker	698	4,892,103	6	19,260	746	1,950,696	57,776	59,262	1,560.3
Goldberg Stagefield	Army Active	Ozark	5	6,076	0	0	0	0	101	101	12.2
Green Springs USARC/AMSA	Army Reserve	Birmingham	3	47,203	0	0	0	0	10	10	10.5
Highbluff Stagefield	Army Active	Hartford	5	3,847	0	0	0	0	190	190	12.0
Horace B Hanson USARC	Army Reserve	Birmingham	3	99,804	0	0	0	0	14	14	19.7
Hunt Stagefield	Army Active	Ozark	3	3,168	0	0	0	0	153	153	12.2
MOUT Training Site - Fort McClellan	Army Guard	Fort Mc Clellan	2	4,373	0	0	0	0	11	11	22.5
Pelham Range Training Site - Fort McClellan	Army Guard	Alexandria	109	166,036	0	0	0	0	22,245	22,245	116.2
Redstone Arsenal	Army Active	Huntsville	1,562	13,583,545	10	161,339	9	31,829	30,920	37,910	4,511.6
Shell Basefield	Army Active	Enterprise	18	69,159	0	0	0	0	296	296	47.1
Skelly Stagefield	Army Active	Kinston	3	6,113	0	0	0	0	193	193	13.4
Stinson Stagefield	Army Active	New Brockton	6	7,713	0	0	0	0	191	191	14.0
Toth Stagefield	Army Active	Dothan	3	2,215	0	0	1	220	128	128	15.2
Wright USARC/AMSA	Army Reserve	Mobile	4	51,410	0	0	0	0	6	6	10.2
* OTHER SITE(S) : 47			50	377,289	14	91,394	0	0	691	712	119.2
Alabama Total:			4,571	30,525,571	35	405,347	759	1,983,026	143,005	151,542	9,428.9
Alaska											
Black Rapids Training Area	Army Active	Delta Junction	8	39,960	0	0	5	1,850	0	2,785	20.4
Donnelly Training Area	Army Active	Delta Junction	45	111,516	0	0	18	3,186	0	631,693	374.5
Fairbanks Eielson Pipeline	Army Active	Fort Wainwright	0	0	0	0	0	0	17	120	287.5
Fort Greely	Army Active	Delta Junction	145	1,265,388	0	0	22	93,275	0	7,200	1,148.4
Fort Wainwright	Army Active	Fort Wainwright	296	4,727,814	0	0	642	5,418,824	3,419	656,241	5,639.7
Gerstle River Arctic Test Site	Army Active	Fairbanks	0	0	0	0	0	0	0	20,750	11.0
Haines Terminal	Army Active	Haines	0	0	0	0	0	0	170	200	19.5

* US Locations that do not meet criteria of at least ten (10) Acres AND at least \$10M PRV. US Territories and Non-US Locations that do not meet criteria of at least ten (10) Acres OR at least \$10M PRV.

DEPARTMENT OF DEFENSE - Army
Base Structure Report - As of 30 Sept 2012

SITE	COMPONENT	NAME NEAREST CITY	BUILDINGS						ACRES OWNED	TOTAL ACRES	PRV (\$M)
			OWNED		LEASED		OTHER				
			COUNT	SQFT	COUNT	SQFT	COUNT	SQFT			
Nike Alaska Mike	Army Active	Fairbanks	1	25,478	0	0	0	0	0	0	11.9
Nike Alaska Peter	Army Active	Fairbanks	1	25,497	0	0	0	0	2	2	10.3
Seward Recreation Area	Army Active	Seward	22	54,975	0	0	0	0	0	12	13.5
Whittier Anchorage Pipeline	Army Active	Whittier	1	416	0	0	0	0	212	406	215.6
Yukon Command TS	Army Active	Fairbanks	8	11,652	0	0	4	808	184	287,418	220.5
* OTHER SITE(S) : 69			97	133,207	4	5,389	0	0	29	228,425	119.1
Alaska Total:			624	6,395,903	4	5,389	691	5,517,943	4,034	1,835,252	8,091.9
American Samoa											
Te O USARC	Army Reserve	Pago Pago	6	90,234	1	7,200	1	7,380	18	110	77.3
American Samoa Total:			6	90,234	1	7,200	1	7,380	18	110	77.3
Arizona											
Barnes Hall USARC	Army Reserve	Phoenix	5	63,256	0	0	0	0	12	12	15.9
Camp Navajo	Army Guard	Bellefont	900	2,991,351	0	0	0	0	2,657	28,345	953.0
Fort Huachuca	Army Active	Sierra Vista	589	5,517,101	0	0	167	556,304	58,142	73,398	2,294.1
Herrea Hall USARC	Army Reserve	Mesa	4	91,663	0	0	0	0	13	13	21.5
NG Buckeye	Army Guard	Buckeye	8	100,980	0	0	0	0	0	1,481	21.6
NG Florence Military Reservation	Army Guard	Florence	16	43,784	0	0	0	0	6,495	6,495	33.4
NG Papago Military Reservation	Army Guard	Phoenix	53	525,261	0	0	0	0	0	418	152.6
Yuma Proving Ground	Army Active	Yuma	478	1,764,437	0	0	2	8,644	171,141	1,008,913	1,405.2
* OTHER SITE(S) : 12			11	53,057	3	66,245	8	14,969	1,683	50,395	35.3
Arizona Total:			2,064	11,150,890	3	66,245	177	579,917	240,143	1,169,470	4,932.4
Arkansas											
63rd RRC - ECS 15	Army Reserve	Fort Smith	5	109,401	4	82,278	0	0	39	39	45.0
Arkadelphia AFRC	Army Reserve	Arkadelphia	2	53,937	0	0	0	0	15	15	11.9
El Dorado AFRC	Army Reserve	El Dorado	3	50,741	0	0	0	0	7	7	10.7
Fort Chaffee MTC	Army Guard	Fort Smith	403	1,812,196	0	0	0	0	64,272	64,272	610.4
Hot Springs AFRC	Army Reserve	Hot Springs	3	57,847	0	0	0	0	13	13	13.3
Jonesboro AFRC	Army Reserve	Jonesboro	4	105,401	0	0	0	0	23	23	19.9
Maurice Britt USARC	Army Reserve	North Little Rock	15	226,849	0	0	0	0	43	43	51.5
Pine Bluff Arsenal	Army Active	White Hall	932	3,688,238	0	0	0	0	13,493	13,493	1,318.9
* OTHER SITE(S) : 13			39	258,581	0	0	0	0	46	65	58.1
Arkansas Total:			1,406	6,363,190	4	82,278	0	0	77,952	77,971	2,139.7
California											
Barstow/Daggett Heliport	Army Active	Daggett	4	100,583	0	0	0	0	0	0	57.6
Bell MD	Army Reserve	Bell	3	237,841	0	0	0	0	45	45	64.6

* US Locations that do not meet criteria of at least ten (10) Acres AND at least \$10M PRV. US Territories and Non-US Locations that do not meet criteria of at least ten (10) Acres OR at least \$10M PRV.

DEPARTMENT OF DEFENSE - Army
Base Structure Report - As of 30 Sept 2012

SITE	COMPONENT	NAME NEAREST CITY	BUILDINGS						ACRES OWNED	TOTAL ACRES	PRV (\$M)
			OWNED		LEASED		OTHER				
			COUNT	SQFT	COUNT	SQFT	COUNT	SQFT			
BT Collins USARC/OMS/AMSA (G)	Army Reserve	Sacramento	11	214,473	0	0	0	0	38	38	60.7
Defense Distribution Region West Sharpe Site	Army Active	French Camp	78	4,087,694	0	0	1	12,092	724	724	822.5
Defense Distribution Region West Tracy	Army Active	Tracy	58	5,413,036	1	4,850	0	0	908	908	963.4
El Monte USARC	Army Reserve	South El Monte	4	38,348	0	0	0	0	0	11	11.2
Fort Hunter Liggett	Army Reserve	Jolon	304	1,112,944	0	0	1	4,386	116,785	164,261	732.9
Fort Ord	Army Active	Seaside	0	0	0	0	0	0	14,159	14,159	132.9
Garden Grove USARC	Army Reserve	Garden Grove	4	39,771	0	0	0	0	14	14	10.5
Heroic War Dead of Oakland USARC	Army Reserve	Oakland	0	0	8	79,329	0	0	0	16	25.4
Holderman Hall USARC	Army Reserve	Los Angeles	3	84,052	0	0	0	0	10	10	22.0
Hunter Hall USARC	Army Reserve	San Pablo	2	34,136	0	0	0	0	5	5	10.6
Jones Hall USARC	Army Reserve	Mountain View	10	41,084	0	0	0	0	7	7	13.0
Leymal Hall USARC	Army Reserve	Fresno	4	37,735	0	0	0	0	8	8	11.2
March USARC	Army Reserve	Riverside	12	237,929	0	0	0	0	69	69	58.7
Mare Island USARC/OMS/Marine AMSA	Army Reserve	Vallejo	7	91,230	0	0	0	0	34	34	83.2
Military Ocean Terminal Concord	Army Active	Concord	165	408,291	1	1	0	0	6,100	6,100	542.7
Moffett Community Housing	Army Reserve	Mountain View	10	362,518	0	0	89	635,122	140	140	235.8
Moffett USARC	Army Reserve	Mountain View	0	0	1	160,655	5	96,336	0	7	81.3
MTC-H Camp Roberts	Army Guard	San Miguel	737	2,893,245	0	0	0	0	42,814	42,814	1,122.6
NG Hammer Field	Army Guard	Fresno	3	96,227	0	0	0	0	15	15	27.5
NG Moreno Valley	Army Guard	Riverside	1	53,000	0	0	0	0	16	16	14.3
NG Sacramento Mather	Army Guard	Mather AFB	10	88,638	0	0	0	0	30	30	44.4
NG Seaside	Army Guard	Seaside	4	36,493	0	0	0	0	6	6	11.4
NG TS MD Los Alamitos	Army Guard	Los Alamitos	182	1,356,872	0	0	0	0	1,376	1,376	579.7
NG Van Nuys	Army Guard	Van Nuys	1	50,268	0	0	0	0	5	5	12.9
NTC and Fort Irwin	Army Active	Fort Irwin	657	4,173,016	1	0	787	3,365,822	23,400	638,596	2,809.7
Ord Military Community	Army Active	Seaside	54	574,408	0	0	898	2,162,002	836	836	666.7
Parks Reserve Forces Training Area	Army Reserve	Dublin	123	1,129,282	0	0	118	274,445	2,468	2,468	412.2
Patton Hall USARC	Army Reserve	Bell	4	154,235	0	0	0	0	21	21	39.1
Presidio Of Monterey	Army Active	Monterey	140	1,805,729	2	55,809	76	193,285	261	392	698.7
Richey Hall USARC	Army Reserve	San Jose	4	46,075	0	0	0	0	9	9	14.2
Riverbank AAP	Army Active	Modesto	120	752,695	0	0	0	0	172	172	328.4
Sacramento Army Depot	Army Active	Sacramento	5	9,470	0	0	0	0	48	48	17.1
Sacramento Okinawa	Army Guard	Sacramento	4	130,974	0	0	0	0	22	22	36.0
San Diego USARC	Army Reserve	San Diego	0	0	2	160,812	0	0	0	4	45.5
SAT COM	Army Active	San Miguel	15	45,774	2	16,500	0	0	23	23	26.6
Sierra Army Depot	Army Active	Herlong Sierra Ord-D	1,039	5,255,282	0	0	0	0	30,625	36,096	1,505.8
Silas B. Hays	Army Active	Seaside	1	369,662	0	0	0	0	24	24	127.0
Tustin USARC	Army Reserve	Irvine	2	42,213	0	0	0	0	15	15	12.0

* US Locations that do not meet criteria of at least ten (10) Acres AND at least \$10M PRV. US Territories and Non-US Locations that do not meet criteria of at least ten (10) Acres OR at least \$10M PRV.

DEPARTMENT OF DEFENSE - Army
Base Structure Report - As of 30 Sept 2012

SITE	COMPONENT	NAME NEAREST CITY	BUILDINGS						ACRES OWNED	TOTAL ACRES	PRV (\$M)
			OWNED		LEASED		OTHER				
			COUNT	SQFT	COUNT	SQFT	COUNT	SQFT			
Van Deman Hall USARC	Army Reserve	San Diego	3	38,572	0	0	0	0	8	8	10.9
Victorville USARC/ASF	Army Reserve	Victorville	0	0	2	22,686	0	0	0	5	12.8
* OTHER SITE(S) : 34			45	361,908	11	96,591	1	2,242	2,467	2,485	139.4
California Total:			3,833	32,005,703	31	597,233	1,976	6,745,732	243,706	912,041	12,655.0
Colorado											
Elmer E Fryar USARC	Army Reserve	Denver	3	46,505	0	0	0	0	0	8	10.8
Fort Carson	Army Active	Colorado Springs	915	13,154,077	2	6,072	1,430	4,308,858	134,271	137,404	5,165.8
Joe P Martinez USARC/AMSA	Army Reserve	Denver	3	82,127	0	0	0	0	20	20	19.6
NG Firestone	Army Guard	Longmont	7	81,949	0	0	0	0	11	11	21.2
Peterson AFB A/DACG Site	Army Active	Colorado Springs	3	62,208	1	5,367	0	0	0	0	22.5
Pinon Canyon	Army Active	Model	42	82,615	0	0	0	0	235,896	235,896	85.3
Pueblo Chemical Depot	Army Active	Pueblo	1,097	5,375,322	0	0	0	0	23,121	23,121	1,450.1
Rocky Mountain Arsenal	Army Active	Commerce City	28	356,045	0	0	0	0	3,781	3,911	176.1
William T. Fitzsimons USARC	Army Reserve	Aurora	5	135,248	0	0	0	0	21	21	31.6
* OTHER SITE(S) : 6			1	19,175	4	65,155	0	0	23	31	17.0
Colorado Total:			2,104	19,395,271	7	76,594	1,430	4,308,858	397,144	400,424	7,000.1
Connecticut											
Berry-Rosenblatt MD	Army Reserve	West Hartford	2	163,763	0	0	0	0	12	12	41.9
BG John W Middleton USARC	Army Reserve	East Windsor	5	66,120	0	0	0	0	16	16	20.7
Middletown AFRC	Army Reserve	Middletown	4	205,130	0	0	0	0	42	42	54.0
NG AASF Windsor Locks	Army Guard	Windsor Locks	9	143,896	0	0	0	0	32	32	50.7
SGT George D Libby USARC	Army Reserve	New Haven	2	37,598	0	0	0	0	6	7	10.8
Stratford Army Engine Plant	Army Active	Stratford	42	1,618,526	0	0	0	0	123	123	436.4
* OTHER SITE(S) : 15			13	156,330	10	46,139	0	0	45	51	56.8
Connecticut Total:			77	2,391,363	10	46,139	0	0	276	283	671.1
Delaware											
Kirkwood USARC - Wilmington	Army Reserve	Wilmington	6	50,964	0	0	0	0	9	9	12.2
NG River Road Training Site	Army Guard	New Castle	48	130,885	0	0	1	1	203	203	35.2
* OTHER SITE(S) : 2			9	39,859	0	0	0	0	9	9	11.1
Delaware Total:			63	221,708	0	0	1	1	221	221	58.5
District of Columbia											
Fort Lesley J McNair	Army Active	Washington, DC	65	1,427,930	0	0	0	0	107	107	640.7
Walter Reed AMC Main Post	Army Active	Washington, DC	48	4,704,712	0	0	9	41,946	113	113	1,512.0
* OTHER SITE(S) : 1			3	6,405	0	0	0	0	16	16	1.8

* US Locations that do not meet criteria of at least ten (10) Acres AND at least \$10M PRV. US Territories and Non-US Locations that do not meet criteria of at least ten (10) Acres OR at least \$10M PRV.

DEPARTMENT OF DEFENSE - Army
Base Structure Report - As of 30 Sept 2012

SITE	COMPONENT	NAME NEAREST CITY	BUILDINGS						ACRES OWNED	TOTAL ACRES	PRV (\$M)
			OWNED		LEASED		OTHER				
			COUNT	SQFT	COUNT	SQFT	COUNT	SQFT			
District of Columbia Total:			116	6,139,047	0	0	9	41,946	236	236	2,154.4
Florida											
1LT Max R. Stover USARC	Army Reserve	St. Petersburg	2	47,510	0	0	0	0	2	6	10.4
C. Lovejoy USARC/AMSA	Army Reserve	Tampa	4	49,520	0	0	0	0	14	14	11.0
Destin Moreno Point	Army Active	Destin	22	59,052	0	0	0	0	1	14	11.1
LTC Luis E. Martinez USARC	Army Reserve	Perrine	2	82,720	0	0	0	0	28	28	17.1
Pinellas Park MD	Army Reserve	Pinellas Park	6	236,752	0	0	0	0	58	58	49.2
Rattlesnake Pt USARC/AMSA	Army Reserve	Tampa	3	27,510	0	0	0	0	9	9	12.5
Sp Forces Site Key West	Army Active	Key West	10	72,886	0	0	0	0	24	24	28.2
St Pete/Clearwater ASF	Army Reserve	Clearwater	3	37,733	0	0	0	0	28	30	12.7
Taft USARC	Army Reserve	Orlando	3	146,085	0	0	0	0	40	40	26.7
US Army Garrison-Miami	Army Active	Miami-Dade	0	0	1	20,219	6	207,266	0	34	49.1
* OTHER SITE(S) : 66			55	540,327	48	136,881	2	2,217	416	487	143.6
Florida Total:			110	1,300,095	49	157,100	8	209,483	621	744	371.7
Georgia											
Athens USARC	Army Reserve	Athens	2	50,551	0	0	0	0	16	16	10.3
Camp Frank D. Merrill, Dahunega	Army Active	Dahunega	48	136,186	0	0	0	0	0	289	35.0
Decatur USARC	Army Reserve	Decatur	1	85,680	0	0	0	0	11	11	16.3
Dobbins USARC/ASF	Army Reserve	Marietta	4	42,279	0	0	0	0	24	24	10.9
East Point USARC	Army Reserve	Atlanta	2	67,219	0	0	0	0	10	10	13.6
Fort Benning GA	Army Active	Columbus	1,490	14,627,471	0	0	2,109	6,347,945	171,870	171,874	7,595.3
Fort Gillem	Army Active	Forest Park	158	5,556,492	47	142,220	5	9,275	1,531	1,531	1,106.9
Fort Gordon	Army Active	Augusta	638	7,696,987	0	0	24	117,135	55,620	55,620	2,497.7
Fort Gordon Recreation Area	Army Active	Augusta	30	47,583	0	0	0	0	0	909	12.8
Fort McPherson	Army Active	Atlanta	225	2,208,626	0	0	3	4,697	487	487	538.0
Fort Stewart	Army Active	Hinesville	1,395	9,314,992	0	0	988	6,182,534	279,270	279,271	4,200.6
General Lucius D. Clay National Guard Center	Army Guard	Marietta	61	760,446	0	0	0	0	106	106	217.7
Hunter Army Airfield	Army Active	Savannah	330	3,309,404	0	0	383	1,386,834	5,653	5,653	1,320.4
Porter Village	Army Active	Dahunega	0	0	0	0	41	76,560	95	95	10.5
VTS Catoosa	Army Guard	Tunnel Hill	38	90,969	0	0	0	0	1,630	1,630	31.9
* OTHER SITE(S) : 15			27	257,074	2	44,275	0	0	247	254	64.9
Georgia Total:			4,449	44,251,959	49	186,495	3,553	14,124,980	516,570	517,781	17,682.9
Guam											
Guam US Army Reserve Center	Army Reserve	Barrigada	7	60,036	0	0	0	0	20	20	66.5
NG Fort Juan Muna	Army Guard	Barrigada	39	93,004	0	0	0	0	15	15	44.0
NG Guam Barrigada Complex	Army Guard	Barrigada	7	111,769	0	0	0	0	51	51	63.4

* US Locations that do not meet criteria of at least ten (10) Acres AND at least \$10M PRV. US Territories and Non-US Locations that do not meet criteria of at least ten (10) Acres OR at least \$10M PRV.

DEPARTMENT OF DEFENSE - Army
Base Structure Report - As of 30 Sept 2012

SITE	COMPONENT	NAME NEAREST CITY	BUILDINGS						ACRES OWNED	TOTAL ACRES	PRV (\$M)
			OWNED		LEASED		OTHER				
			COUNT	SQFT	COUNT	SQFT	COUNT	SQFT			
Guam Total:			53	264,808	0	0	0	0	86	86	173.9
Hawaii											
Aliamanu Military Reservation	Army Active	Honolulu	102	281,326	0	0	746	2,816,494	661	668	1,147.8
Dillingham Mil Res	Army Active	Waialua	5	4,176	0	0	0	0	664	664	35.4
Fort De Russey	Army Active	Honolulu	13	786,350	0	0	0	0	73	73	222.1
Fort Kamehameha	Army Active	Hickam AFB	2	16,165	0	0	1	17,504	0	0	15.2
Fort Shafter	Army Active	Honolulu	166	1,767,958	0	0	162	444,623	589	589	1,185.1
Helemano Military Reservation	Army Active	Wahiawa	14	214,144	0	0	216	1,556,062	282	293	702.8
Kahuku Training Area	Army Active	Kahuku	20	30,443	0	0	0	0	8,330	9,480	38.3
Kawaihae Military Reserve	Army Active	Waimea	1	938	0	0	0	0	10	11	14.6
Kilauea Military Reserve	Army Active	Hawaii National Park	91	165,010	0	0	0	0	1	72	66.3
Kipapa Ammo Storage Site	Army Active	Miliani	70	179,462	0	0	0	0	401	401	111.6
Makua Military Reserve	Army Active	Waianae	4	4,873	0	0	0	0	3,413	4,195	26.2
NG Kalaeloa	Army Guard	Kapolei	26	569,712	0	0	0	0	147	147	145.7
NG TS Waiawa Gulch	Army Guard	Pearl City	9	105,298	0	0	0	0	19	19	34.0
Pohakuloa Training Area	Army Active	Hilo	172	297,189	0	0	4	362	108,829	131,805	522.1
Pupukea Paalaa Uka Mil Road	Army Active	Haleiwa	0	0	0	0	0	0	109	109	24.6
Schofield Bks Military Reservation	Army Active	Wahiawa	497	7,040,470	0	0	1,623	6,997,954	15,609	15,612	6,954.8
SFC Minoru Kunieda USARC	Army Reserve	Hilo	3	15,801	0	0	0	0	4	4	10.3
Signal Cable Trunking System	Army Active	Wahiawa	41	8,871	0	0	0	0	201	201	118.2
Tripler AMC	Army Active	Honolulu	39	1,841,173	0	0	40	275,926	367	367	1,946.8
USA Field Station Kunia	Army Active	Kunia	11	272,159	0	0	0	0	89	89	205.4
Waianae-Kai Military Reservation	Army Active	Waianae	48	47,743	1	637	0	0	0	14	23.8
Waikalkalaua Ammo Storage Tunnels	Army Active	Miliani	49	104,236	0	0	0	0	312	312	62.7
Wheeler Army Airfield	Army Active	Wahiawa	177	1,291,952	0	0	207	695,648	1,370	1,370	1,330.4
* OTHER SITE(S) : 4			5	17,863	0	0	0	0	35	23,046	11.0
Hawaii Total:			1,565	15,063,312	1	637	2,999	12,804,573	141,515	189,541	14,955.1
Idaho											
* OTHER SITE(S) : 11			28	142,005	0	0	0	0	211	1,387	43.1
Idaho Total:			28	142,005	0	0	0	0	211	1,387	43.1
Illinois											
Carbondale Reserve Center	Army Guard	Murphysboro	0	0	0	0	2	53,702	0	0	16.1
Charles Melvin Price Spt Ctr	Army Active	Granite City	10	349,240	0	0	3	3,641	136	136	83.1
Col P. Schulstad USARC	Army Reserve	Arlington Heights	12	237,849	0	0	0	0	48	48	73.5
Forest Park MD	Army Reserve	Forest Park	4	84,611	0	0	0	0	4	4	24.9
Granite City USARC	Army Reserve	Granite City	20	186,630	0	0	0	0	42	42	48.1

* US Locations that do not meet criteria of at least ten (10) Acres AND at least \$10M PRV. US Territories and Non-US Locations that do not meet criteria of at least ten (10) Acres OR at least \$10M PRV.

DEPARTMENT OF DEFENSE - Army
Base Structure Report - As of 30 Sept 2012

SITE	COMPONENT	NAME NEAREST CITY	BUILDINGS						ACRES OWNED	TOTAL ACRES	PRV (\$M)
			OWNED		LEASED		OTHER				
			COUNT	SQFT	COUNT	SQFT	COUNT	SQFT			
Joliet AAP Elwood	Army Active	Wilmington	226	758,743	0	0	0	0	657	657	321.9
NG Galesburg Readiness Center	Army Guard	Galesburg	0	0	0	0	3	56,018	0	10	12.6
NG N Riverside (NG Maint Center)	Army Guard	Riverside	20	204,830	0	0	0	0	33	33	40.9
NG Peoria AASF	Army Guard	Peoria	21	170,529	0	0	1	350	44	44	61.1
North Shore Memorial USARC	Army Reserve	Highland Park	3	46,136	0	0	0	0	13	13	15.9
Parkhurst USARC/OMS/DS	Army Reserve	Darien	2	87,595	0	0	0	0	13	13	27.2
Philip H. Sheridan Reserve Center	Army Reserve	Ft Sheridan	33	500,159	0	0	0	0	90	90	145.7
Rock Island Arsenal	Army Active	Rock Island	190	6,815,486	63	159,578	1	20	870	870	1,810.6
Savanna Depot Act	Army Active	Savanna	726	2,862,571	0	0	0	0	8,145	8,145	826.2
SGT James W Robinson Jr	Army Reserve	Chicago	4	55,515	0	0	0	0	7	7	16.4
USAR Joliet Outdoor Training	Army Reserve	Elwood	24	39,945	0	0	0	0	3,585	3,585	24.3
Waukegan MD	Army Reserve	Waukegan	4	37,471	0	0	0	0	5	5	11.2
* OTHER SITE(S) : 31			45	365,955	11	20,342	0	0	1,180	1,188	115.4
Illinois Total:			1,344	12,803,265	74	179,920	10	113,731	14,873	14,891	3,675.0

Indiana

Camp Atterbury	Army Guard	Edinburg	412	1,736,842	0	0	0	0	33,142	34,391	575.5
Fort Ben Harrison USARC	Army Reserve	Indianapolis	15	227,338	0	0	0	0	138	138	58.4
Fort Benjamin Harrison	Army Active	Lawrence	0	0	0	0	0	0	67	67	43.9
Indiana AAP	Army Active	Charlestown	755	2,579,395	0	0	0	0	4,064	4,064	890.7
James T St Clair USARC	Army Reserve	Jeffersonville	2	51,632	0	0	0	0	5	5	12.0
Jefferson Proving Ground	Army Active	Madison	109	280,562	0	0	0	0	51,964	51,964	147.2
Lyle J. Thompson USARC	Army Reserve	South Bend	3	57,885	0	0	0	0	0	12	13.6
Newport Chem Depot	Army Active	Newport	35	172,618	0	0	0	0	382	382	66.2
NG Muscatatuck Urban Training Center	Army Guard	Butlerville	48	495,295	0	0	1	2,125	0	934	175.6
PFC Wm L Gillespie USARC	Army Reserve	Fort Wayne	2	44,284	1	11,644	0	0	7	8	13.2
Robert M. Moore USARC	Army Reserve	Indianapolis	2	54,445	0	0	0	0	7	7	11.0
SGT James W. Harlan USARC/AMSA	Army Reserve	Evansville	2	49,521	0	0	0	0	5	10	11.8
* OTHER SITE(S) : 19			20	271,854	5	94,731	1	1,650	984	1,023	80.8
Indiana Total:			1,405	6,021,671	6	106,375	2	3,775	90,765	93,006	2,100.0

Iowa

5502 Nordic Drive Cedar Falls	Army Active	Cedar Falls	0	0	2	43,200	0	0	0	0	10.1
Camp Dodge Johnston TS	Army Guard	Johnston	28	715,557	1	25,540	249	1,399,552	28,847	31,180	673.6
Davenport USARC	Army Reserve	Davenport	3	47,097	0	0	0	0	5	6	10.7
Des Moines Reserve Complex	Army Reserve	Des Moines	8	162,152	0	0	0	0	40	40	33.4
Iowa AAP	Army Active	Middletown	959	4,218,334	0	0	1	1,500	19,011	19,011	1,417.8
Waterloo MD	Army Reserve	Waterloo	2	47,110	0	0	0	0	5	5	10.9

* US Locations that do not meet criteria of at least ten (10) Acres AND at least \$10M PRV. US Territories and Non-US Locations that do not meet criteria of at least ten (10) Acres OR at least \$10M PRV.

DEPARTMENT OF DEFENSE - Army
Base Structure Report - As of 30 Sept 2012

SITE	COMPONENT	NAME NEAREST CITY	BUILDINGS						ACRES OWNED	TOTAL ACRES	PRV (\$M)
			OWNED		LEASED		OTHER				
			COUNT	SQFT	COUNT	SQFT	COUNT	SQFT			
* OTHER SITE(S) : 91			33	307,933	75	188,332	1	37,392	130	202	116.4
Iowa Total:			1,033	5,498,183	78	257,072	251	1,438,444	48,038	50,444	2,272.9
<u>Kansas</u>											
Atchison Caves	Army Reserve	Atchison	10	2,600,216	0	0	0	0	125	125	368.4
Fort Leavenworth	Army Active	Fort Leavenworth	317	4,533,921	0	0	694	5,152,523	408	5,637	2,689.4
Fort Riley	Army Active	Fort Riley	924	11,827,084	2	22,672	260	1,234,565	78,048	100,707	4,629.6
Kansas AAP	Army Active	Parsons	539	2,194,148	0	0	0	0	13,835	13,835	769.7
Leavenworth USARC	Army Reserve	Leavenworth	2	47,520	0	0	0	0	24	24	48.9
New Century USARC	Army Reserve	Gardner	3	53,933	0	0	0	0	15	15	12.6
New Century USARC/ASF	Army Reserve	Gardner	3	84,786	0	0	0	0	16	18	22.4
Topeka Future	Army Reserve	Topeka	2	56,641	0	0	0	0	12	12	81.8
Wichita USARC	Army Reserve	Wichita	4	165,043	0	0	0	0	18	18	30.9
* OTHER SITE(S) : 17			32	274,015	4	33,387	0	0	131	163	72.6
Kansas Total:			1,836	21,837,308	6	56,059	954	6,387,088	92,632	120,553	8,726.2
<u>Kentucky</u>											
5555 Rockwell Road Winchester	Army Active	Winchester	0	0	1	177,000	0	0	0	0	19.3
Blue Grass Army Depot	Army Active	Richmond	1,164	4,165,887	1	69,690	68	63,100	14,594	14,594	1,177.2
Brooks-Lawler USARC/AMSA	Army Reserve	Fort Thomas	6	55,432	0	0	0	0	15	15	13.8
Fort Campbell	Army Active	Fort Campbell	594	9,145,424	0	0	1,053	4,556,921	43,175	43,175	6,008.7
Fort Knox	Army Active	Middletown	1,048	11,543,475	0	0	218	1,042,854	109,111	109,111	4,627.0
Louisville	Army Reserve	Louisville	5	125,485	1	26,560	0	0	23	23	35.0
* OTHER SITE(S) : 20			37	207,111	13	91,924	0	0	1,368	1,385	68.1
Kentucky Total:			2,854	25,242,814	16	365,174	1,339	5,662,875	168,287	168,303	11,949.0
<u>Louisiana</u>											
England Authority	Army Active	Alexandria	1	50,958	20	135,300	1	2,128	0	252	68.1
Fort Polk	Army Active	Fort Polk	1,070	7,660,127	0	0	1,192	7,219,930	100,110	198,722	3,730.5
J Diamond USARC	Army Reserve	New Orleans	6	77,231	0	0	0	0	10	10	42.4
* OTHER SITE(S) : 14			25	225,804	1	1,344	0	0	45	74	47.9
Louisiana Total:			1,102	8,014,119	21	136,644	1,193	7,222,058	100,164	199,058	3,888.8
<u>Maine</u>											
NG Auburn TS	Army Guard	Auburn	14	86,989	0	0	0	0	154	170	18.3
NG Bangor MD	Army Guard	Bangor	3	75,650	0	0	0	0	4	4	18.0
NG Bangor TS	Army Guard	Bangor	30	362,981	0	0	0	0	180	205	141.8
NG Bog Brook Riley TS	Army Guard	West Bethel	24	21,532	0	0	0	0	166	213	12.0

* US Locations that do not meet criteria of at least ten (10) Acres AND at least \$10M PRV. US Territories and Non-US Locations that do not meet criteria of at least ten (10) Acres OR at least \$10M PRV.

DEPARTMENT OF DEFENSE - Army
Base Structure Report - As of 30 Sept 2012

SITE	COMPONENT	NAME NEAREST CITY	BUILDINGS						ACRES OWNED	TOTAL ACRES	PRV (\$M)
			OWNED		LEASED		OTHER				
			COUNT	SQFT	COUNT	SQFT	COUNT	SQFT			
* OTHER SITE(S) : 5			20	101,663	0	0	0	0	1,120	1,120	30.8
Maine Total:			91	648,815	0	0	0	0	1,625	1,713	221.0
Maryland											
1SGT Adam S Brandt USARC	Army Reserve	Baltimore	3	52,684	0	0	0	0	27	27	13.6
Aberdeen Proving Ground	Army Active	Aberdeen	1,429	14,511,696	0	0	16	113,914	72,380	72,380	4,433.0
Blossom Point Research Facility	Army Active	Welcome	64	88,666	0	0	0	0	1,600	1,600	45.6
Curtis Bay - Baltimore	Army Reserve	Baltimore	4	31,387	0	0	0	0	18	18	159.6
Fort Detrick	Army Active	Frederick	212	2,356,509	0	0	315	695,866	1,153	1,153	1,256.7
Fort George G Meade	Army Active	Fort Meade	275	4,683,292	10	40,912	1,210	4,796,504	5,067	5,067	2,365.0
Jachman USARC	Army Reserve	Owings Mills	3	48,350	0	0	0	0	14	14	11.2
NG Olney	Army Guard	Gaithersburg	7	31,734	0	0	0	0	8	8	38.1
NG Pvt Henry Costin	Army Guard	Laurel	0	0	0	0	3	56,225	0	23	13.9
USA Adelphi Laboratory Ctr	Army Active	Hyattsville	38	1,139,703	0	0	0	0	207	207	359.6
Walter Reed AMC Forest Glen	Army Active	Silver Spring	44	1,051,417	0	0	0	0	132	132	322.0
Walter Reed AMC Glen Haven	Army Active	Silver Spring	1	6,996	0	0	23	442,086	21	21	65.5
* OTHER SITE(S) : 28			32	317,364	126	200,538	1	22,904	162	191	129.3
Maryland Total:			2,112	24,319,798	136	241,450	1,568	6,127,499	80,789	80,841	9,213.1
Massachusetts											
94th RRC HQ USARC	Army Reserve	Ayer	2	81,374	0	0	0	0	14	14	22.1
Arthur MacArthur USARC	Army Reserve	Springfield	2	39,988	0	0	0	0	5	5	11.1
Ayer Armed Forces Reserve Center	Army Reserve	Ayer	1	95,681	0	0	0	0	0	0	24.7
Cpl G M Craig USARC/AMSA	Army Reserve	Brockton	2	68,381	0	0	0	0	14	14	18.7
Devens Reserve Forces Training Area	Army Reserve	Ayer	132	1,547,197	0	0	0	0	5,212	5,212	568.8
George Hampden Crossman USARC	Army Reserve	Taunton	3	70,017	0	0	0	0	10	10	18.7
Guy Cardillo USARC	Army Reserve	Boston	2	36,584	0	0	0	0	4	4	10.2
Lincoln W. Stoddard USARC	Army Reserve	Worcester	2	37,670	0	0	0	0	4	4	10.4
MTA Camp Edwards	Army Guard	Bourne	121	686,937	0	0	11	155,339	0	14,712	422.5
NG Rehoboth-TS Nike	Army Guard	Rehoboth	8	38,563	0	0	0	0	0	17	13.2
NG Wellesley	Army Guard	Wellesley	2	48,721	0	0	0	0	0	7	10.6
NG Westfield/Barnes	Army Guard	Westfield	4	67,557	0	0	0	0	0	33	30.5
NG Worcester, Sklyine Drive	Army Guard	Worcester	4	62,815	0	0	0	0	0	7	17.1
South Boston Support Activity	Army Reserve	Boston	3	583,702	0	0	0	0	11	11	187.4
SSC Hudson Housing	Army Active	Natick	14	50,153	0	0	0	0	134	134	10.5
US Army Soldier Systems Center Natick	Army Active	Natick	80	948,473	0	0	0	0	78	78	311.0
Westover MD	Army Reserve	Chicopee	2	52,477	0	0	0	0	12	12	14.5

* US Locations that do not meet criteria of at least ten (10) Acres AND at least \$10M PRV. US Territories and Non-US Locations that do not meet criteria of at least ten (10) Acres OR at least \$10M PRV.

DEPARTMENT OF DEFENSE - Army
Base Structure Report - As of 30 Sept 2012

SITE	COMPONENT	NAME NEAREST CITY	BUILDINGS						ACRES OWNED	TOTAL ACRES	PRV (\$M)
			OWNED		LEASED		OTHER				
			COUNT	SQFT	COUNT	SQFT	COUNT	SQFT			
* OTHER SITE(S) : 10			64	178,594	1	778	0	0	53	56	46.1
Massachusetts Total:			448	4,694,884	1	778	11	155,339	5,552	20,331	1,748.0
Michigan											
1Lt Robert L Poxon USARC	Army Reserve	Southfield	7	76,016	0	0	0	0	25	26	26.1
5500 Enterprise Drive	Army Active	Warren	0	0	1	53,900	0	0	0	0	17.1
BG William H. Birbari USARC	Army Reserve	Fraser	2	37,987	0	0	0	0	5	5	10.8
CTC Fort Custer Trng Center	Army Guard	Augusta	121	668,935	0	0	0	0	7,570	7,570	252.7
Detroit Arsenal	Army Active	Warren	93	2,048,557	0	0	2	1,054	170	178	972.2
Dr Mary E Walker Mem USARC	Army Reserve	Grand Rapids	2	72,040	0	0	0	0	14	14	20.8
G1 Training Lease	Army Active	Warren	0	0	2	42,290	0	0	0	0	11.4
ILSC Lease	Army Active	Troy	0	0	2	150,800	0	0	0	0	45.6
James J. O'Rourke USARC	Army Reserve	Bay City	3	40,441	0	0	0	0	8	8	12.6
MG George A Custer USARC/AMSA	Army Reserve	Livonia	2	67,213	0	0	0	0	9	9	18.9
NG Grayling Airfield	Army Guard	Grayling	23	111,368	0	0	0	0	875	875	109.0
Raymond Zussman USARC	Army Reserve	Inkster	2	54,238	0	0	0	0	4	4	14.9
Saginaw USARC	Army Reserve	Saginaw	2	37,629	0	0	0	0	13	13	11.0
US Army Garrison Selfridge	Army Active	Harrison Township	21	245,665	0	0	0	0	0	0	77.6
* OTHER SITE(S) : 13			19	185,778	5	57,590	0	0	140	146	80.6
Michigan Total:			297	3,645,866	10	304,580	2	1,054	8,832	8,848	1,681.3
Minnesota											
Arden Hills USARC	Army Reserve	St. Paul	6	180,491	0	0	0	0	54	54	29.9
Fort Snelling USARC/AMSA	Army Reserve	Fort Snelling	7	270,040	0	0	0	0	47	47	67.2
NG Arden Hills Army TS	Army Guard	St. Paul	58	137,671	0	0	0	0	1,496	1,496	36.6
Twin Cities AAP	Army Active	St. Paul	112	2,840,991	0	0	0	0	677	677	851.5
* OTHER SITE(S) : 17			21	187,228	6	21,692	0	0	47	221	56.5
Minnesota Total:			204	3,616,421	6	21,692	0	0	2,322	2,496	1,041.7
Mississippi											
BG George A Morris USARC	Army Reserve	Vicksburg	2	73,398	0	0	0	0	13	13	14.6
CTA Camp McCain	Army Guard	Grenada	92	365,014	0	0	0	0	12,972	12,972	138.4
Jackson MD	Army Reserve	Jackson	3	66,985	0	0	0	0	0	9	13.1
MTA Camp Shelby	Army Guard	Hattiesburg	7	75,829	0	0	1,096	3,760,645	200	133,682	1,180.5
NG Gulfport Readiness Center and FMS 4	Army Guard	Gulfport	7	90,490	0	0	0	0	0	10	19.7
USAR Chp Warehouses	Army Reserve	Gulfport	2	300,000	0	0	0	0	0	0	37.2
* OTHER SITE(S) : 118			27	274,901	104	225,689	0	0	118	276	94.6

* US Locations that do not meet criteria of at least ten (10) Acres AND at least \$10M PRV. US Territories and Non-US Locations that do not meet criteria of at least ten (10) Acres OR at least \$10M PRV.

DEPARTMENT OF DEFENSE - Army
Base Structure Report - As of 30 Sept 2012

SITE	COMPONENT	NAME NEAREST CITY	BUILDINGS						ACRES OWNED	TOTAL ACRES	PRV (\$M)
			OWNED		LEASED		OTHER				
			COUNT	SQFT	COUNT	SQFT	COUNT	SQFT			
Mississippi Total:			140	1,246,617	104	225,689	1,096	3,760,645	13,303	146,961	1,497.9
Missouri											
Belton USARC/AMSA	Army Reserve	Belton	2	9,865	0	0	1	48,296	195	195	13.0
Columbia USARC	Army Reserve	Columbia	3	25,372	0	0	0	0	5	5	35.0
Fort Leonard Wood	Army Active	Fort Leonard Wood	1,326	11,278,468	0	0	1,031	3,285,467	53,239	62,911	4,561.4
Independence USARC	Army Reserve	Independence	2	49,502	0	0	0	0	4	4	11.4
Kansas City, Belton USARC	Army Reserve	Belton	0	0	2	107,002	0	0	0	16	20.5
Lake City AAP	Army Active	Independence	359	2,953,603	0	0	8	2,299	3,950	3,950	936.7
Lake Of The Ozarks Recreation	Army Active	Linn Creek	18	17,439	0	0	0	0	0	359	22.6
MTA Camp Crowder Neosho	Army Guard	Neosho	69	180,673	0	0	1	3,574	4,362	4,362	79.4
NG MTA Camp Clark Nevada	Army Guard	Nevada	94	157,382	0	0	16	19,500	0	1,282	88.0
NG Springfield AVCRAD	Army Guard	Springfield	0	0	0	0	6	138,760	0	107	40.9
Springfield MD/AMSA	Army Reserve	Springfield	4	81,899	0	0	0	0	18	18	18.7
St Charles USARC	Army Reserve	St. Charles	23	175,018	0	0	0	0	1,656	1,656	48.8
St Louis 3/Sverdrup USARC	Army Reserve	St. Louis	5	108,694	0	0	0	0	21	21	27.7
St Louis 4/Ord Plant	Army Reserve	St. Louis	4	19,357	0	0	0	0	17	17	13.6
St Peters USARC	Army Reserve	St. Peters	0	0	1	62,000	0	0	0	5	14.1
* OTHER SITE(S) : 19			31	201,215	7	101,753	1	33,000	2,258	2,272	82.3
Missouri Total:			1,940	15,258,487	10	270,755	1,064	3,530,896	65,726	77,182	6,014.0
Montana											
MTA Fort Wm Henry Harrison	Army Guard	Helena	113	726,259	0	0	1	1,080	0	6,387	218.7
NG Fort Missoula - FMS 02	Army Guard	Missoula	11	71,013	0	0	0	0	14	14	14.3
NG Helena Aviation RC- AASF	Army Guard	Helena	5	955	0	0	7	221,332	0	60	69.0
NG MTA Limestone Hills	Army Guard	Townsend	5	8,128	0	0	3	2,024	0	19,997	37.9
SGT Ernest Veuve Hall/AMSA	Army Reserve	Missoula	5	65,353	0	0	0	0	3	16	16.8
* OTHER SITE(S) : 9			12	87,968	1	8,700	0	0	4,723	4,728	26.6
Montana Total:			151	959,676	1	8,700	11	224,436	4,740	31,202	383.3
Nebraska											
Booker/Omaha USARC	Army Reserve	Omaha	3	54,234	0	0	0	0	6	6	10.4
Camp Ashland	Army Guard	Ashland	52	206,036	0	0	0	0	980	980	68.7
Cornhusker AAP	Army Active	Grand Island	15	16,282	1	2,839	0	0	297	297	68.1
Lincoln USARC	Army Reserve	Lincoln	3	55,732	0	0	0	0	10	10	12.2
McCook USARC	Army Reserve	McCook	0	0	2	50,600	0	0	0	0	11.5
NG Greenlief TS/UTES	Army Guard	Hastings	124	332,301	0	0	0	0	3,239	3,239	137.0
NG Lincoln AASF/Readiness Center	Army Guard	Lincoln	10	351,485	0	0	0	0	65	65	115.4
NG Mead TS/FMS 06/UTES	Army Guard	Mead	18	95,998	0	0	0	0	1,197	1,197	24.4
Woolworth Omaha USARC	Army Reserve	Omaha	9	89,848	0	0	0	0	7	7	21.7

* US Locations that do not meet criteria of at least ten (10) Acres AND at least \$10M PRV. US Territories and Non-US Locations that do not meet criteria of at least ten (10) Acres OR at least \$10M PRV.

DEPARTMENT OF DEFENSE - Army
Base Structure Report - As of 30 Sept 2012

SITE	COMPONENT	NAME NEAREST CITY	BUILDINGS						ACRES OWNED	TOTAL ACRES	PRV (\$M)
			OWNED		LEASED		OTHER				
			COUNT	SQFT	COUNT	SQFT	COUNT	SQFT			
* OTHER SITE(S) : 8			6	49,431	6	60,228	0	0	963	971	26.1
Nebraska Total:			240	1,251,347	9	113,667	0	0	6,765	6,773	495.4
<u>Nevada</u>											
Hawthorne Army Depot	Army Active	Hawthorne	2,497	9,686,874	0	0	0	0	7,429	147,236	4,045.0
Nellis AFB	Army Reserve	Las Vegas	3	82,549	0	0	0	0	22	22	40.6
Taylor Hall MD	Army Reserve	Las Vegas	3	40,298	0	0	0	0	0	5	13.2
* OTHER SITE(S) : 4			3	14,811	1	22,624	1	10,404	4	390	13.2
Nevada Total:			2,506	9,824,532	1	22,624	1	10,404	7,455	147,653	4,112.0
<u>New Hampshire</u>											
MD Londonderry	Army Reserve	Londonderry	5	135,367	0	0	0	0	49	49	36.8
Raymond Bisson USARC	Army Guard	Rochester	2	28,811	0	0	3	14,075	4	8	11.0
Somersworth USARC	Army Reserve	Somersworth	3	56,045	0	0	0	0	15	15	15.9
* OTHER SITE(S) : 2			4	42,578	0	0	0	0	9	9	11.6
New Hampshire Total:			14	262,801	0	0	3	14,075	76	80	75.3
<u>New Jersey</u>											
Alexander Hamilton USARC	Army Reserve	Lodi	2	44,881	0	0	0	0	6	6	12.4
Caven Point USARC	Army Reserve	Jersey City	4	60,253	0	0	0	0	27	27	24.8
Fort Monmouth Main Post	Army Active	Red Bank	424	5,048,004	0	0	1	5,100	1,126	1,126	1,660.7
Monmouth MD	Army Reserve	Red Bank	1	42,658	0	0	0	0	9	9	12.5
Pedricktown Support Facility	Army Reserve	Pedricktown	19	101,384	0	0	0	0	39	39	26.4
Picatinny Arsenal	Army Active	Dover	643	3,488,435	0	0	17	66,650	6,493	6,493	1,456.0
SGT J.W. Joyce Kilmer USARC	Army Reserve	Edison	3	97,395	0	0	0	0	24	24	26.6
* OTHER SITE(S) : 5			10	124,774	0	0	0	0	23	23	35.9
New Jersey Total:			1,106	9,007,784	0	0	18	71,750	7,747	7,747	3,255.3
<u>New Mexico</u>											
Fort Bliss AAA Ranges	Army Active	Orogrande	524	1,348,916	0	0	13	7,021	131,224	995,404	1,105.5
Fort Wingate Depot Activity	Army Active	Fort Wingate	828	1,922,434	0	0	0	0	307	16,691	677.8
Jenkins MD	Army Reserve	Albuquerque	8	108,771	0	0	0	0	0	12	25.0
White Sands Missile Range	Army Active	Las Cruces	1,062	4,506,868	0	0	473	823,141	942,933	2,293,431	2,739.4
* OTHER SITE(S) : 10			11	66,014	1	9,262	0	0	11,872	11,872	25.0
New Mexico Total:			2,433	7,953,003	1	9,262	486	830,162	1,086,336	3,317,409	4,572.7
<u>New York</u>											
Amherst USARC	Army Reserve	Buffalo	3	49,236	0	0	0	0	6	6	12.0

* US Locations that do not meet criteria of at least ten (10) Acres AND at least \$10M PRV. US Territories and Non-US Locations that do not meet criteria of at least ten (10) Acres OR at least \$10M PRV.

DEPARTMENT OF DEFENSE - Army
Base Structure Report - As of 30 Sept 2012

SITE	COMPONENT	NAME NEAREST CITY	BUILDINGS						ACRES OWNED	TOTAL ACRES	PRV (\$M)
			OWNED		LEASED		OTHER				
			COUNT	SQFT	COUNT	SQFT	COUNT	SQFT			
Amityville MD	Army Reserve	Amityville	7	63,708	0	0	0	0	15	15	22.2
Bethlehem MD	Army Reserve	Syracuse	3	88,703	0	0	0	0	9	9	20.5
Cpt Alden D Allen MD	Army Reserve	Horseheads	6	57,867	0	0	0	0	4	4	13.3
CW2 Kerry P. Hein USARC	Army Reserve	Shoreham	6	46,261	0	0	0	0	23	23	95.6
Elihu Root USARC	Army Reserve	New York Mills	3	72,546	0	0	0	0	6	6	16.8
Ernie Pyle USARC/AMSA	Army Reserve	Bayside	10	296,552	0	0	0	0	36	36	96.5
Fort Drum	Army Active	Evans Mills	1,233	10,980,203	1	10,672	1,321	6,195,731	107,265	107,265	5,192.2
Fort Hamilton	Army Active	New York City	49	756,099	0	0	29	483,261	178	178	627.4
James W Wadsworth USARC	Army Reserve	Rochester	2	73,635	0	0	0	0	5	5	17.6
MAJ D W Holleder USARC	Army Reserve	Webster	3	65,495	0	0	0	0	12	12	16.3
MAJ James J.O'Donovan USARC	Army Reserve	Albany	4	67,407	0	0	0	0	3	3	15.2
NG Farmingdale TS OMS 18	Army Guard	Farmingdale	3	216,024	0	0	0	0	13	13	51.2
NG Rochester CSMS C	Army Guard	Rochester	3	74,713	0	0	0	0	10	10	18.7
NG Youngstown TS	Army Guard	Ransomville	44	66,271	0	0	0	0	860	860	28.5
Niagara Falls MD	Army Reserve	Niagara Falls	14	179,803	0	0	0	0	22	22	35.7
Orangeburg USARC	Army Reserve	Orangeburg	7	46,334	0	0	0	0	306	306	15.2
Rotterdam USARC	Army Reserve	Schenectady	1	41,200	0	0	0	0	9	9	11.6
Seneca Army Depot Activity	Army Active	Romulus	16	49,827	0	0	0	0	1,381	1,381	54.0
SGT Horace D Bradt USARC	Army Reserve	Schenectady	5	54,334	0	0	0	0	12	12	13.9
SGT Joseph E.Muller USARC	Army Reserve	New York City	1	55,180	0	0	0	0	1	1	17.7
SSG Frederick J. III Jr. USARC	Army Reserve	Bullville	7	41,882	0	0	0	0	153	153	14.0
Staten Island USARC	Army Reserve	New York City	5	122,732	0	0	0	0	14	14	29.2
Stewart Annex	Army Active	Holtsville	4	68,493	0	0	0	0	10	10	34.1
Stewart Newburgh USARC	Army Reserve	New Windsor	8	166,921	0	0	0	0	40	40	70.2
Watervliet Arsenal	Army Active	Troy	72	2,167,465	0	0	0	0	143	143	558.7
West Point Mil Reservation	Army Active	West Point	532	7,646,194	1	19,054	2	37,600	16,068	16,068	3,615.8
* OTHER SITE(S) : 111			46	399,981	104	156,058	0	0	124	133	132.3
New York Total:			2,097	24,015,066	106	185,784	1,352	6,716,592	126,728	126,738	10,846.0
North Carolina											
Camp Dawson	Army Active	Charleston	8	99,750	0	0	0	0	0	8	25.3
Camp Mackall	Army Active	Hoffman	60	219,400	0	0	0	0	7,917	63,197	127.1
Charlotte USARC	Army Reserve	Charlotte	8	97,850	0	0	0	0	14	14	17.0
Fort Bragg	Army Active	Fort Bragg	2,288	29,767,295	1	1,200	3,356	12,701,545	153,079	153,081	13,108.1
Greenville USARC	Army Reserve	Greenville	5	15,564	0	0	0	0	15	15	19.0
Housing/Heritage Village	Army Active	Raeford	0	0	252	658,104	0	0	0	70	95.1
Military Ocean Tml Sunny Point	Army Active	Southport	94	363,533	0	0	0	0	16,318	16,318	693.5
Morehead City USARC/AMSA	Army Reserve	Morehead City	4	38,594	0	0	0	0	24	24	11.2
NG Asheville Armory/FMS 01	Army Guard	Asheville	0	0	0	0	2	41,490	0	15	10.1
NG Foothills Readiness Ctr/FMS 2	Army Guard	Lenoir	0	0	0	0	3	68,545	0	25	33.2

* US Locations that do not meet criteria of at least ten (10) Acres AND at least \$10M PRV. US Territories and Non-US Locations that do not meet criteria of at least ten (10) Acres OR at least \$10M PRV.

DEPARTMENT OF DEFENSE - Army
Base Structure Report - As of 30 Sept 2012

SITE	COMPONENT	NAME NEAREST CITY	BUILDINGS						ACRES OWNED	TOTAL ACRES	PRV (\$M)
			OWNED		LEASED		OTHER				
			COUNT	SQFT	COUNT	SQFT	COUNT	SQFT			
* OTHER SITE(S) : 40			63	379,235	7	28,138	0	0	221	1,247,758	101.5
North Carolina Total:			2,530	30,981,221	260	687,442	3,361	12,811,580	177,587	1,480,524	14,241.0
North Dakota											
Lewis and Clark USARC	Army Reserve	Bismarck	7	47,471	0	0	0	0	10	10	10.9
Mickelsen Stanley R SFG MSR	Army Reserve	Nekoma	13	277,261	0	0	0	0	631	631	99.1
Mickelsen Stanley R SFG RSL 1	Army Reserve	Hampden	2	15,267	0	0	0	0	315	315	10.0
Mickelsen Stanley R SFG RSL 3	Army Reserve	Nekoma	3	15,130	0	0	0	0	333	333	11.8
Mickelsen Stanley R SFG RSL 4	Army Reserve	Fairdale	2	15,409	0	0	0	0	318	318	10.8
NG Grand Forks Armory	Army Guard	Grand Forks	1	90,659	0	0	0	0	0	11	21.4
NG Minot MD	Army Guard	Minot	1	121,697	0	0	0	0	0	22	33.6
* OTHER SITE(S) : 5			14	63,829	0	0	0	0	1,044	1,162	23.9
North Dakota Total:			43	646,723	0	0	0	0	2,651	2,803	221.6
Northern Mariana Islands											
* OTHER SITE(S) : 1			5	15,706	0	0	0	0	5	5	23.4
Northern Mariana Islands Total:			5	15,706	0	0	0	0	5	5	23.4
Ohio											
83rd Div Memorial USARC/AMSA	Army Reserve	Columbus	3	156,017	0	0	0	0	20	20	30.1
Cooney USARC/AMSA 165 S-S	Army Reserve	Milan	3	19,700	0	0	0	0	10	10	11.6
Defense Supply Center Columbus	Army Active	Columbus	49	3,717,478	0	0	0	0	489	489	758.9
Fort Hayes Memorial USARC	Army Reserve	Columbus	3	49,281	0	0	0	0	11	11	13.0
Kings Mills Memorial USARC	Army Reserve	Maineville	8	97,784	0	0	0	0	19	19	17.2
Mansfield MD	Army Guard	Mansfield	4	84,856	0	0	0	0	24	24	19.8
NG Camp Sherman TS	Army Guard	Chillicothe	9	55,344	0	0	0	0	463	463	14.8
NG Defense Supply Center Columbus ARNG Support Center	Army Guard	Columbus	5	343,168	0	0	0	0	40	40	74.1
NG Defense Supply Center Columbus Bldg 24	Army Guard	Columbus	3	69,383	0	0	0	0	9	9	14.2
NG McConnellsville TS	Army Guard	McConnellsville	13	187,448	0	0	0	0	444	444	37.7
NG Rickenbacker (MTA)	Army Guard	Columbus	26	262,455	0	0	1	71,914	124	124	112.4
PFC Devin J. Grella USARC/AMSA 3	Army Reserve	North Canton	3	66,263	0	0	0	0	10	10	15.6
Ravenna AAP	Army Active	Ravenna	27	183,599	0	0	0	0	1,280	1,280	69.2
Ravenna Training and Log Site	Army Guard	Newton Falls	948	3,385,416	0	0	0	0	20,140	20,140	904.5
Rickenbacker USARC	Army Reserve	Columbus	1	114,072	0	0	0	0	24	28	23.0
Springfield MD	Army Guard	Springfield	3	83,747	0	0	0	0	25	25	16.2
Taylor Station Road USARC	Army Reserve	Blacklick	3	79,980	0	0	0	0	10	10	14.6
Toledo Area USAR	Army Reserve	Monclova	2	71,671	0	0	0	0	0	52	16.1

* US Locations that do not meet criteria of at least ten (10) Acres AND at least \$10M PRV. US Territories and Non-US Locations that do not meet criteria of at least ten (10) Acres OR at least \$10M PRV.

DEPARTMENT OF DEFENSE - Army
Base Structure Report - As of 30 Sept 2012

SITE	COMPONENT	NAME NEAREST CITY	BUILDINGS						ACRES OWNED	TOTAL ACRES	PRV (\$M)
			OWNED		LEASED		OTHER				
			COUNT	SQFT	COUNT	SQFT	COUNT	SQFT			
Twinsburg USARC/AMSA	Army Reserve	Twinsburg	2	113,167	0	0	0	0	24	24	25.9
US Army Joint Sys Mfg Ctr Lima	Army Active	Lima	43	1,620,917	0	0	0	0	370	370	337.4
* OTHER SITE(S) : 28			57	460,999	0	0	0	0	318	327	102.1
Ohio Total:			1,215	11,222,744	0	0	1	71,914	23,853	23,918	2,628.5
Oklahoma											
Billy A Krowse USARC	Army Reserve	Oklahoma City	4	63,318	0	0	0	0	0	5	13.4
Camp Gruber	Army Guard	Braggs	156	447,527	0	0	0	0	33,027	33,027	228.7
Fort Sill	Army Active	Fort Sill	1,494	13,305,957	0	0	313	1,129,066	42,999	93,841	4,299.4
McAlester AAP	Army Active	McAlester	2,182	9,736,598	0	0	0	0	44,962	44,968	2,562.4
NG Regional Trng Inst	Army Guard	Oklahoma City	11	183,067	0	0	0	0	33	33	45.7
Twaddle MD	Army Reserve	Oklahoma City	9	151,031	0	0	0	0	26	26	32.8
* OTHER SITE(S) : 31			47	349,549	16	36,346	2	1,900	29	69	94.0
Oklahoma Total:			3,903	24,237,047	16	36,346	315	1,130,966	121,076	171,967	7,276.5
Oregon											
NG Bend Cotef	Army Guard	Bend	1	73,694	0	0	0	0	160	160	24.0
NG Biak Training Center	Army Guard	Powell Butte	3	33,580	0	0	10	28,984	76	44,121	28.8
Umatilla Chem Depot	Army Active	Hermiston	1,227	3,688,056	0	0	0	0	11,449	19,729	1,370.4
* OTHER SITE(S) : 8			25	102,077	1	6	0	0	544	545	33.6
Oregon Total:			1,256	3,897,407	1	6	10	28,984	12,230	64,555	1,456.9
Pennsylvania											
1LT R S Musselman Mem USARC	Army Reserve	Norristown	2	39,346	0	0	0	0	3	3	10.4
2313 W. State Street New Castle	Army Reserve	New Castle	0	0	1	123,649	0	0	0	0	32.5
Beaver Falls USARC	Army Reserve	Cranberry Township	0	0	0	0	0	0	9	9	13.8
Bristol Veterans Mem USARC	Army Reserve	Bristol	6	139,099	0	0	0	0	16	16	34.8
Carlisle Barracks	Army Active	Carlisle	95	1,079,109	0	0	60	274,520	272	272	552.2
Chap L J Sabalis Mem USARC	Army Reserve	Wilkes Barre	3	50,993	0	0	0	0	20	20	12.2
Charles E Kelly Support Facility	Army Active	Oakdale	37	195,659	0	0	0	0	125	125	44.1
Defense Distrib Depot Susq	Army Active	New Cumberland	129	7,209,312	0	0	0	0	848	848	1,427.9
ECS / AMSA	Army Reserve	Conneaut Lake	2	56,181	0	0	0	0	11	11	17.0
Edgemont USARC / AMSA	Army Reserve	Edgemont	6	63,576	0	0	0	0	49	49	24.0
Erie County USARC	Army Reserve	Fairview	0	0	0	0	0	0	0	15	18.2
Finleyville NIKE	Army Reserve	Uledi	15	44,879	0	0	0	0	128	128	12.9
Fort Indiantown Gap	Army Guard	Annville	740	3,705,416	0	0	2	14,622	17,222	17,222	1,248.8
Germantown USARC	Army Reserve	Philadelphia	3	38,783	0	0	0	0	5	5	10.7
Greencastle USARC / AMSA	Army Reserve	Greencastle	6	39,536	0	0	0	0	31	31	10.9
Harrisburg MD	Army Reserve	Harrisburg	4	106,162	0	0	0	0	7	7	25.0

* US Locations that do not meet criteria of at least ten (10) Acres AND at least \$10M PRV. US Territories and Non-US Locations that do not meet criteria of at least ten (10) Acres OR at least \$10M PRV.

DEPARTMENT OF DEFENSE - Army
Base Structure Report - As of 30 Sept 2012

SITE	COMPONENT	NAME NEAREST CITY	BUILDINGS						ACRES OWNED	TOTAL ACRES	PRV (\$M)
			OWNED		LEASED		OTHER				
			COUNT	SQFT	COUNT	SQFT	COUNT	SQFT			
Johnstown Aviation Support Fac	Army Reserve	Johnstown	15	299,031	0	0	0	0	0	126	110.5
Letterkenny Army Depot	Army Active	Chambersburg	1,351	5,513,913	15	933,279	1	3,740	18,660	18,668	1,760.9
Letterkenny OMS/AMSA	Army Reserve	Chambersburg	0	0	1	90,665	0	0	0	4	20.8
Lewisburg MD	Army Reserve	Danville	5	84,487	0	0	0	0	19	19	21.1
NG Fort Mifflin	Army Guard	Philadelphia	10	60,685	0	0	0	0	27	27	12.3
North Penn USARC	Army Reserve	Norristown	6	53,437	0	0	0	0	19	19	16.0
Scanton MD	Army Reserve	Scranton	5	130,790	0	0	0	0	27	27	26.3
Scranton AAP	Army Active	Scranton	8	386,634	0	0	0	0	15	15	130.7
State College/Bellefonte USARC	Army Reserve	Bellefonte	2	34,175	0	0	0	0	21	21	10.6
T/SGT Vernon McGarity USARC	Army Reserve	Coraopolis	4	154,154	0	0	0	0	3	38	38.2
Tobyhanna Army Depot	Army Active	Tobyhanna	154	4,625,762	0	0	0	0	1,296	1,296	1,111.9
* OTHER SITE(S) : 70			143	1,013,131	19	114,913	0	0	962	1,088	283.6
Pennsylvania Total:			2,751	25,124,249	36	1,262,506	63	292,882	39,795	40,108	7,038.4
<u>Puerto Rico</u>											
Cpt E.Rubio Jr./Puerto Nuevo	Army Reserve	Puerto Nuevo	8	88,729	0	0	0	0	63	63	25.7
Fort Buchanan	Army Reserve	Guaynabo	290	1,784,717	0	0	4	22,299	746	746	660.1
LTC H.G. Pesquera/Fort Allen	Army Reserve	Fort Buchanan	6	109,916	0	0	0	0	40	40	32.4
MTA Camp Santiago Rq	Army Guard	Salinas	314	821,304	0	0	0	0	11,930	11,930	328.4
NG Fort Allen	Army Guard	Juana Diaz	106	438,434	0	0	0	0	776	776	147.6
Ramey USARC/Aquadilla	Army Reserve	Aguadilla	7	170,196	0	0	0	0	64	64	31.1
Roosevelt Rds Nav Sta USARC	Army Reserve	Roosevelt Ros Naval Station	6	100,052	0	0	0	0	56	56	27.3
* OTHER SITE(S) : 12			30	156,588	4	29,548	0	0	27	27	55.8
Puerto Rico Total:			767	3,669,936	4	29,548	4	22,299	13,703	13,703	1,308.5
<u>Rhode Island</u>											
Newport USARC	Army Reserve	Naval Base Newport	3	61,964	0	0	0	0	0	0	15.9
NG Camp Fogarty TS	Army Guard	East Greenwich	37	289,063	0	0	0	0	374	374	85.8
NG Warwick	Army Guard	Warwick	4	57,111	0	0	0	0	0	7	14.6
* OTHER SITE(S) : 11			21	168,953	3	4,716	0	0	150	150	45.8
Rhode Island Total:			65	577,091	3	4,716	0	0	524	531	162.2
<u>South Carolina</u>											
1LT Thomas Kukowski USARC	Army Reserve	Greenville	3	88,171	0	0	0	0	3	10	17.1
Fort Jackson	Army Active	Columbia	935	9,461,879	0	0	18	70,914	0	0	2,664.6
N Charleston USARC/AMSA	Army Reserve	North Charleston	2	77,378	0	0	0	0	16	16	16.3
NG MTA Clarks Hill Reservation	Army Guard	Plum Branch	32	37,283	0	0	0	0	871	871	14.0

* US Locations that do not meet criteria of at least ten (10) Acres AND at least \$10M PRV. US Territories and Non-US Locations that do not meet criteria of at least ten (10) Acres OR at least \$10M PRV.

DEPARTMENT OF DEFENSE - Army
Base Structure Report - As of 30 Sept 2012

SITE	COMPONENT	NAME NEAREST CITY	BUILDINGS						ACRES OWNED	TOTAL ACRES	PRV (\$M)
			OWNED		LEASED		OTHER				
			COUNT	SQFT	COUNT	SQFT	COUNT	SQFT			
* OTHER SITE(S) : 11			29	169,838	0	0	0	0	41	50	37.8
South Carolina Total:			1,001	9,834,549	0	0	18	70,914	931	947	2,749.8
South Dakota											
MSG Woodrow Wilson Keeble MD	Army Reserve	Sioux Falls	3	49,130	0	0	0	0	11	11	11.7
* OTHER SITE(S) : 5			10	58,407	0	0	0	0	397	1,281	16.6
South Dakota Total:			13	107,537	0	0	0	0	408	1,292	28.3
Tennessee											
Defense Depot Memphis	Army Active	Memphis	53	3,943,916	0	0	0	0	0	0	578.4
Fort Campbell TN	Army Active	Clarksville	771	7,601,799	0	0	872	2,433,101	69,301	69,301	2,953.2
Hewgley USARC	Army Reserve	Knoxville	2	56,482	0	0	0	0	10	10	10.7
Holston AAP	Army Active	Kingsport	534	2,541,108	0	0	2	18,300	6,117	6,117	883.8
Lyell MD/AMSA	Army Reserve	Nashville	6	103,470	0	0	0	0	14	14	22.1
Milan AAP	Army Active	Milan	1,429	3,658,124	0	0	11	24,671	22,357	22,357	1,196.1
NG VTS Milan	Army Guard	Milan	65	233,850	0	0	0	0	2,490	2,490	64.0
NG VTS Smyrna	Army Guard	Smyrna	43	509,697	0	0	13	103,457	847	857	159.9
NSA Millington USARC	Army Reserve	Millington	5	127,068	0	0	0	0	20	20	24.5
Volunteer AAP	Army Active	Chattanooga	3	55,191	0	0	0	0	0	0	23.9
* OTHER SITE(S) : 23			37	229,402	15	20,063	0	0	368	382	54.1
Tennessee Total:			2,948	19,060,107	15	20,063	898	2,579,529	101,525	101,549	5,970.7
Texas											
7720-F Airport Road Temple	Army Reserve	Temple	0	0	1	49,324	0	0	0	0	11.1
801 Housing Ft Bliss	Army Active	El Paso	0	0	1	489,150	0	0	0	0	70.9
Austin Memorial MD	Army Reserve	Austin	3	72,525	0	0	0	0	11	13	14.3
Brownsville AFRC	Army Reserve	Brownsville	2	50,158	0	0	0	0	12	12	42.7
Camp Swift	Army Guard	Bastrop	96	241,651	0	0	0	0	0	11,715	89.4
Carl Pipkin USARC	Army Reserve	Beaumont	5	61,038	0	0	0	0	0	4	11.5
Conroe USARC/ASF	Army Reserve	Conroe	9	111,807	0	0	0	0	0	44	36.2
Corpus Christi 2 MD	Army Reserve	Corpus Christi	4	71,635	0	0	0	0	142	142	11.3
Ellington Field MD	Army Reserve	Houston	8	387,335	0	0	0	0	54	54	81.8
Fort Bliss	Army Active	El Paso	1,211	20,719,383	300	556,313	2,824	7,634,457	122,127	122,127	8,977.5
Fort Hood	Army Active	Killeen	2,058	20,383,433	309	373,833	3,266	11,391,314	208,932	214,223	8,387.4
Fort Wolters	Army Guard	Mineral Wells	66	114,308	0	0	0	0	3,990	3,990	67.7
Grand Prairie Reserve Complex	Army Reserve	Grand Prairie	33	501,469	0	0	0	0	68	68	102.8
Houston USARC	Army Reserve	Houston	7	76,661	0	0	0	0	12	12	16.3
Lone Star AAP	Army Active	Texarkana	914	3,252,982	0	0	0	0	15,571	15,571	1,063.3
Longhorn AAP	Army Active	Amarillo	378	1,080,134	0	0	0	0	8,493	8,493	318.6

* US Locations that do not meet criteria of at least ten (10) Acres AND at least \$10M PRV. US Territories and Non-US Locations that do not meet criteria of at least ten (10) Acres OR at least \$10M PRV.

DEPARTMENT OF DEFENSE - Army
Base Structure Report - As of 30 Sept 2012

SITE	COMPONENT	NAME NEAREST CITY	BUILDINGS						ACRES OWNED	TOTAL ACRES	PRV (\$M)
			OWNED		LEASED		OTHER				
			COUNT	SQFT	COUNT	SQFT	COUNT	SQFT			
NG Camp Bowie - Musgrave	Army Guard	Brownwood	12	13,358	0	0	0	0	3,858	3,858	10.6
NG Houston - Westheimer	Army Guard	Houston	4	94,915	0	0	0	0	29	29	18.9
NG Saginaw	Army Guard	Fort Worth	27	194,111	0	0	0	0	143	143	47.9
NG Temple	Army Guard	Temple	6	61,876	0	0	0	0	20	20	17.1
Red River Army Depot	Army Active	Texarkana	1,015	7,382,241	24	441,658	14	38,055	15,840	15,846	1,787.0
Round Rock MD	Army Reserve	Round Rock	4	125,005	0	0	0	0	17	17	22.8
San Marcos MD	Army Reserve	San Marcos	4	120,797	0	0	0	0	19	19	23.0
Seagoville USARC	Army Reserve	Seagoville	10	132,278	0	0	0	0	206	206	39.9
SGM Macario Garcia USARC	Army Reserve	Houston	4	100,762	0	0	0	0	8	8	21.1
Tardec Fuels And Lubes Research Facility	Army Active	San Antonio	9	42,329	0	0	0	0	0	4	10.2
Tyler AFRC	Army Reserve	Tyler	4	112,852	0	0	0	0	26	26	23.0
William Herzog Memorial USARC	Army Reserve	Dallas	2	49,130	0	0	0	0	6	6	10.2
* OTHER SITE(S) : 88			306	1,463,809	50	233,382	0	0	6,383	6,440	373.7
Texas Total:			6,201	57,017,981	685	2,143,660	6,104	19,063,826	385,967	403,090	21,708.2
Utah											
Deseret Chemical Depot	Army Active	Stockton	323	1,381,042	0	0	2	960	4,198	19,364	460.1
Dugway Proving Ground	Army Active	Dugway	629	2,367,994	1	2,880	5	82,232	19,830	798,214	1,376.9
Fort Douglas MD Complex	Army Reserve	Salt Lake City	22	403,255	1	6,204	0	0	0	54	99.7
Frank M. Browning USARC	Army Reserve	Ogden	3	52,913	0	0	0	0	138	138	15.8
Green River Test Complex	Army Active	Las Cruces	32	52,862	0	0	0	0	2,009	3,628	46.5
Hill AFB RR Maint	Army Active	Ogden	7	60,642	0	0	0	0	0	0	16.2
Kenichi Uchida USARC	Army Reserve	Salt Lake City	4	55,448	0	0	0	0	10	10	13.9
MTA-L Camp Williams	Army Guard	Riverton	119	92,861	0	0	171	922,817	0	21,379	320.8
NG Saint George/FMS	Army Guard	St. George	9	56,093	0	0	0	0	0	70	12.7
Ogden Maintenance Center	Army Reserve	Ogden	4	132,272	0	0	0	0	12	12	30.5
Ogden Storage Facility 11-C	Army Reserve	Ogden	2	292,500	0	0	0	0	28	28	46.9
Tooele Army Depot	Army Active	Tooele	1,061	2,638,486	20	664,116	1	4,617	19,887	23,914	1,509.0
* OTHER SITE(S) : 5			12	76,419	2	20,880	0	0	12	21	25.7
Utah Total:			2,227	7,662,787	24	694,080	179	1,010,626	46,124	866,832	3,974.7
Vermont											
NG Ethan Allen AFB MTA	Army Guard	Colchester	41	227,473	0	0	0	0	667	667	53.8
NG Norwich	Army Guard	Northfield	3	90,763	0	0	0	0	5	5	20.2
NG So Burlington AASF and RC	Army Guard	South Burlington	3	149,828	0	0	0	0	27	27	43.0
NG TS Ethan Allen Range	Army Guard	Jericho	132	323,411	0	0	1	1,988	11,219	11,219	122.0
* OTHER SITE(S) : 7			7	58,258	2	38,600	0	0	14	20	21.8
Vermont Total:			186	849,732	2	38,600	1	1,988	11,932	11,938	260.8

* US Locations that do not meet criteria of at least ten (10) Acres AND at least \$10M PRV. US Territories and Non-US Locations that do not meet criteria of at least ten (10) Acres OR at least \$10M PRV.

DEPARTMENT OF DEFENSE - Army
Base Structure Report - As of 30 Sept 2012

SITE	COMPONENT	NAME NEAREST CITY	BUILDINGS						ACRES OWNED	TOTAL ACRES	PRV (\$M)
			OWNED		LEASED		OTHER				
			COUNT	SQFT	COUNT	SQFT	COUNT	SQFT			
Virgin Islands											
NG Bethlehem Military Compound	Army Guard	Christiansted	11	121,189	0	0	0	0	69	69	45.5
* OTHER SITE(S) : 4			7	63,726	2	16,600	2	1,635	57	59	24.9
Virgin Islands Total:			18	184,915	2	16,600	2	1,635	126	128	70.4
Virginia											
Arlington National Cemetery	Army Active	Arlington	38	189,293	0	0	1	96	625	625	61.6
Belvoir North Post	Army Active	Springfield	1	2,770,000	0	0	0	0	0	0	549.0
Col Ernest H. Dervishian USARC	Army Reserve	Richmond	3	55,875	0	0	0	0	7	7	12.0
Defense General Supply Center	Army Active	Richmond	76	6,404,037	0	0	0	0	674	674	1,065.3
Fort A P Hill	Army Active	Bowling Green	404	1,257,360	0	0	1	210	75,794	75,819	636.0
Fort Belvoir	Army Active	Fort Belvoir	446	9,047,747	0	0	949	3,947,851	8,670	8,670	3,468.2
Fort Lee	Army Active	Fort Lee	423	9,766,825	0	0	268	613,828	5,805	5,907	2,855.0
Fort Monroe	Army Active	Hampton	274	2,019,810	0	0	5	208,293	160,050	160,050	527.1
Fort Myer	Army Active	Arlington	172	2,803,076	0	0	4	50,687	270	270	863.2
Fort Pickett, ARNG MTC	Army Guard	Blackstone	532	2,450,759	0	0	0	0	41,595	43,065	926.2
Mark Center	Army Active	Alexandria	9	2,555,808	0	0	0	0	0	0	328.4
NG AASF Byrd Field	Army Guard	Sandston	26	106,970	0	0	0	0	0	92	38.7
NG Army Guard Readiness Center	Army Guard	Arlington	3	463,710	0	0	0	0	15	15	80.4
NG Camp Pendleton SMR	Army Guard	Virginia Beach	0	0	0	0	131	386,617	28	257	87.7
NG Sandston Armory	Army Guard	Sandston	21	80,140	0	0	0	0	29	29	18.9
Radford AAP	Army Active	Radford	1,131	4,059,966	0	0	0	0	6,901	6,901	1,433.6
Richmond MD	Army Reserve	Richmond	1	45,330	0	0	0	0	0	0	10.0
Rivanna Station	Army Active	Charlottesville	3	260,178	0	0	0	0	76	76	29.8
* OTHER SITE(S) : 22			32	275,575	11	11,026	1	960	160	165	65.9
Virginia Total:			3,595	44,612,457	11	11,026	1,360	5,208,542	300,701	302,623	13,057.0
Washington											
AMSA 137	Army Reserve	Tacoma	4	69,266	0	0	0	0	0	10	42.2
Fort Lawton USAR Complex	Army Reserve	Seattle	11	191,077	0	0	0	0	38	38	54.1
Fort Lewis	Army Active	Tacoma	2,085	24,009,787	2	52	2,895	7,730,068	84,932	90,286	12,272.5
Grant Training Annex	Army Active	Moses Lake	0	0	1	0	0	0	0	35	34.0
Marysville MD	Army Reserve	Marysville	2	166,106	0	0	0	0	25	25	54.7
NG Kent	Army Guard	Kent	8	86,035	0	0	0	0	15	15	22.4
NG Spokane	Army Guard	Spokane	0	0	0	0	4	68,567	0	6	15.9
SSG Joe R. Hooper USARC	Army Reserve	Bothell	7	101,749	0	0	0	0	41	41	32.4
Vancouver Barracks	Army Reserve	Vancouver	28	231,772	0	0	0	0	0	8	65.3
Vancouver MD	Army Reserve	Vancouver	3	115,727	0	0	0	0	19	19	24.5
Yakima Training Center	Army Active	Yakima	225	867,431	8	23	0	0	295,724	323,432	762.7

* US Locations that do not meet criteria of at least ten (10) Acres AND at least \$10M PRV. US Territories and Non-US Locations that do not meet criteria of at least ten (10) Acres OR at least \$10M PRV.

DEPARTMENT OF DEFENSE - Army
Base Structure Report - As of 30 Sept 2012

SITE	COMPONENT	NAME NEAREST CITY	BUILDINGS						ACRES OWNED	TOTAL ACRES	PRV (\$M)
			OWNED		LEASED		OTHER				
			COUNT	SQFT	COUNT	SQFT	COUNT	SQFT			
* OTHER SITE(S) : 14			31	193,280	2	23,883	0	0	383	1,512	63.2
Washington Total:			2,404	26,032,231	13	23,958	2,899	7,798,635	381,178	415,429	13,443.7
West Virginia											
Big Bend USARC / OMS	Army Reserve	Bigbend	2	19,244	0	0	0	0	13	13	25.2
Charleston MD / AMSA	Army Reserve	Charleston	2	71,150	0	0	0	0	12	12	16.2
NG Camp Dawson MD	Army Guard	Kingwood	3	58,797	0	0	0	0	10	10	13.2
NG Eleanor	Army Guard	Red House	7	397,131	0	0	0	0	47	47	75.4
NG Volkstone	Army Guard	Kingwood	1	2,800	0	0	0	0	504	504	14.2
Ohio A/P USARC / AMSA	Army Reserve	Wheeling	3	42,570	0	0	0	0	0	29	10.7
* OTHER SITE(S) : 25			58	483,861	0	0	0	0	162	212	113.2
West Virginia Total:			76	1,075,553	0	0	0	0	747	825	268.2
Wisconsin											
Badger AAP	Army Active	Baraboo	43	145,573	0	0	0	0	3,581	3,581	152.8
Denis J. Murphy USARC/AMSA/OMS	Army Reserve	Green Bay	2	58,023	0	0	0	0	15	15	15.3
Eau Claire AMSA	Army Reserve	Eau Claire	0	0	2	40,000	0	0	0	2	10.8
Fort McCoy	Army Reserve	Sparta	1,392	6,627,955	81	162,670	13	106,751	59,198	127,730	2,382.3
Neenah USARC	Army Reserve	Neenah	3	45,100	0	0	0	0	7	7	43.9
W. Silver Spring Complex	Army Reserve	Milwaukee	26	330,467	0	0	0	0	127	127	85.4
Wausau USARC	Army Reserve	Wausau	2	39,440	0	0	0	0	13	13	10.6
* OTHER SITE(S) : 25			45	343,525	6	61,180	5	3,251	240	312	110.7
Wisconsin Total:			1,513	7,590,083	89	263,850	18	110,002	63,180	131,786	2,811.8
Wyoming											
* OTHER SITE(S) : 4			0	0	1	30,000	0	0	0	8,872	6.7
Wyoming Total:			0	0	1	30,000	0	0	0	8,872	6.7
US/US Territories Total:			77,139	636,223,570	1,942	9,399,283	36,198	138,798,984	5,382,736	13,922,744	256,912.3

* US Locations that do not meet criteria of at least ten (10) Acres AND at least \$10M PRV. US Territories and Non-US Locations that do not meet criteria of at least ten (10) Acres OR at least \$10M PRV.

DEPARTMENT OF DEFENSE - Army
Base Structure Report - As of 30 Sept 2012

SITE	COMPONENT	NAME NEAREST CITY	BUILDINGS						ACRES OWNED	TOTAL ACRES	PRV (\$M)
			OWNED		LEASED		OTHER				
			COUNT	SQFT	COUNT	SQFT	COUNT	SQFT			
Belgium											
Chievres AB	Army Active	Chievres Ab	55	365,736	0	0	65	407,523	0	1,012	438.8
Daumerie Caserne	Army Active	Chievres	2	328	0	0	37	251,650	0	26	110.8
Sterrebeek Dependent School	Army Active	Brussels	12	111,694	0	0	0	0	16	16	49.6
* OTHER SITE(S) : 6			8	50,690	26	391,977	40	455,930	0	20	284.5
Belgium Total:			77	528,447	26	391,977	142	1,115,103	16	1,074	883.7
Colombia											
* OTHER SITE(S) : 1			0	0	12	25,946	2	2,438	0	0	4.2
Colombia Total:			0	0	12	25,946	2	2,438	0	0	4.2
Dominican Republic											
* OTHER SITE(S) : 1			0	0	1	2,500	0	0	0	0	0.4
Dominican Republic Total:			0	0	1	2,500	0	0	0	0	0.4
Germany											
Artillery Kaserne	Army Active	Garmisch	26	5,439	0	0	35	516,585	0	37	155.6
Askren Manor FH	Army Active	Schweinfurt	23	32,337	0	0	58	1,473,622	0	73	341.0
Aukamm Hsg Area	Army Active	Wiesbaden	8	51,124	0	0	111	1,283,489	0	93	313.0
Bamberg	Army Active	Bamberg	0	0	98	444,990	0	0	0	18	81.5
Bamberg Airfield	Army Active	Bamberg	4	9,894	0	0	3	2,676	0	220	51.0
Bamberg Storage & Range Area	Army Active	Bamberg	29	15,813	0	0	31	118,981	0	171	51.1
Barton Barracks	Army Active	Ansbach	10	64,668	0	0	25	382,487	0	33	147.8
Baumholder Airfield	Army Active	Baumholder	4	10,452	0	0	1	1,590	0	47	11.8
Baumholder Family Housing	Army Active	Baumholder	19	25,344	0	0	68	2,256,888	0	95	482.8
Baumholder Hospital	Army Active	Baumholder	6	32,080	0	0	12	189,198	0	13	91.6
Baumholder Qm Area	Army Active	Baumholder	18	37,307	0	0	29	360,446	0	60	95.1
Benjamin Franklin Vil Family Housing	Army Active	Mannheim	42	190,720	0	0	184	4,376,650	0	220	1,020.5
Bleidom Family Housing	Army Active	Ansbach	3	13,952	0	0	25	661,068	0	34	148.6
Boeblingen Family Housing	Army Active	Boeblingen	4	13,935	0	0	21	516,864	1	24	116.9
Boeblingen Training Area	Army Active	Boeblingen	11	7,234	0	0	34	32,846	0	1,419	44.1
Campbell Barracks	Army Active	Heidelberg	34	57,411	0	0	30	955,223	0	42	384.4
Coleman Barracks	Army Active	Mannheim	94	277,162	0	0	140	1,600,373	0	583	716.8
Conn Barracks	Army Active	Schweinfurt	230	507,070	0	0	50	1,326,089	0	502	710.1
Crestview Hsg Area	Army Active	Wiesbaden	0	0	0	0	64	1,106,432	0	33	224.2
Daenner Kaserne	Army Active	Kaiserlautern	24	31,968	0	0	28	424,642	0	31	128.3
Darmstadt Training Center	Army Active	Darmstadt	20	58,229	0	0	5	43,897	0	125	44.6
Dexheim Missile Fac	Army Active	Dexheim	11	15,432	0	0	17	39,800	0	45	19.9

* US Locations that do not meet criteria of at least ten (10) Acres AND at least \$10M PRV. US Territories and Non-US Locations that do not meet criteria of at least ten (10) Acres OR at least \$10M PRV.

DEPARTMENT OF DEFENSE - Army
Base Structure Report - As of 30 Sept 2012

SITE	COMPONENT	NAME NEAREST CITY	BUILDINGS						ACRES OWNED	TOTAL ACRES	PRV (\$M)
			OWNED		LEASED		OTHER				
			COUNT	SQFT	COUNT	SQFT	COUNT	SQFT			
East Camp Grafenwoehr	Army Active	Grafenwohr	518	3,289,157	0	0	602	3,570,057	0	2,698	2,312.2
Echterdingen Airfield	Army Active	Stuttgart	12	27,834	0	0	16	161,611	0	54	72.1
Flynn FH & Training Areas	Army Active	Bamberg	94	250,210	0	0	62	1,392,967	0	2,619	397.4
Freihoelser Tng Area	Army Active	Amberg	12	11,460	0	0	0	0	0	339	11.5
Funari Barracks	Army Active	Mannheim	18	36,694	0	0	15	308,748	0	27	116.9
Garmisch Family Housing	Army Active	Garmisch	5	2,448	0	0	20	345,004	0	83	86.3
General Abrams Hotel And Disp	Army Active	Garmisch	0	0	0	0	10	215,918	0	11	63.6
Germersheim Army Depot	Army Active	Germersheim	130	1,693,103	0	0	22	460,288	0	454	616.8
Giessen General Depot	Army Active	Giessen	34	30,436	0	0	38	1,344,483	92	92	379.0
Grafenwoehr	Army Active	Grafenwohr	0	0	1,474	4,481,136	0	0	0	167	744.9
Grafenwoehr Training Area	Army Active	Grafenwohr	579	389,811	0	0	12	11,852	0	51,676	651.8
Gruenstadt AAFES Fac	Army Active	Gruenstadt	9	47,178	0	0	13	321,587	0	18	90.8
Hainerberg Housing and Shop Ctr	Army Active	Wiesbaden	31	261,915	0	0	78	1,959,412	0	165	578.3
Hammonds Barracks	Army Active	Seckenheim	2	291	0	0	9	254,771	0	17	91.6
Heidelberg Army Heliport	Army Active	Heidelberg	13	17,278	0	0	9	49,663	0	45	48.1
Heidelberg Community Sup Ctr	Army Active	Heidelberg	27	58,158	0	0	13	362,806	0	27	121.0
Heidelberg Golf Course	Army Active	Heidelberg	10	16,123	0	0	0	0	0	125	15.0
Heidelberg Hospital	Army Active	Heidelberg	19	4,603	0	0	24	515,664	0	23	242.6
Hohenfels Training Area	Army Active	Hohenfels	607	1,399,252	1	151	354	1,777,795	0	40,023	1,514.4
Hoppstaedten Waterworks	Army Active	Baumholder	2	3,085	0	0	4	24,555	0	27	26.3
Husterhoeh Kaserne	Army Active	Pirmasens	44	500,170	0	0	25	508,590	0	132	239.5
Kaiserslautern	Army Active	Kaiserslautern	1	44,485	0	0	0	0	0	472	22.4
Kaiserslautern Army Depot	Army Active	Kaiserslautern	98	711,909	0	0	57	897,618	0	606	470.2
Kaiserslautern Equip Spt Ctr	Army Active	Kaiserslautern	25	34,333	0	0	19	178,955	0	51	58.5
Kastel Housing Area	Army Active	Wiesbaden	9	16,886	0	0	11	372,832	0	28	103.6
Katterbach Kaserne	Army Active	Ansbach	59	213,926	0	0	99	2,482,073	0	434	853.8
Kefurt & Craig Village Family Housing	Army Active	Stuttgart	1	921	0	0	39	1,009,586	0	38	207.8
Kelley Barracks	Army Active	Stuttgart	30	118,110	0	0	25	748,111	6	72	298.7
Kilbourne Kaserne	Army Active	Heidelberg	9	10,638	0	0	17	87,076	0	13	37.9
Kleber Kaserne	Army Active	Kaiserslautern	57	282,771	0	0	31	778,874	0	77	346.9
Kornwestheim Golf Course	Army Active	Kornwestheim	5	27,918	0	0	1	435	0	320	14.2
Lampertheim Training Area	Army Active	Lampertheim	4	722	0	0	1	516	0	4,192	32.3
Landstuhl Heliport	Army Active	Landstuhl	40	82,946	0	0	0	0	0	113	52.2
Landstuhl Hospital	Army Active	Landstuhl	100	250,607	0	0	74	1,549,665	0	165	884.5
Ledward Barracks	Army Active	Schweinfurt	156	247,310	0	0	52	1,388,664	0	161	542.2
Mainz-Kastel Station	Army Active	Wiesbaden	14	24,058	0	0	30	764,812	0	58	228.4
Mark Twain Village Family Housing	Army Active	Heidelberg	10	35,162	0	0	59	1,662,391	0	61	435.9
McCully Barracks	Army Active	Wackernheim	28	193,799	0	0	38	360,583	0	74	205.1
Miesau Ammo Depot	Army Active	Miesau	124	840,063	0	0	497	1,534,148	0	2,326	754.8
Moehringen Family Housing	Army Active	Stuttgart	1	80	0	0	34	399,938	0	32	77.5

* US Locations that do not meet criteria of at least ten (10) Acres AND at least \$10M PRV. US Territories and Non-US Locations that do not meet criteria of at least ten (10) Acres OR at least \$10M PRV.

DEPARTMENT OF DEFENSE - Army
Base Structure Report - As of 30 Sept 2012

SITE	COMPONENT	NAME NEAREST CITY	BUILDINGS						ACRES OWNED	TOTAL ACRES	PRV (\$M)
			OWNED		LEASED		OTHER				
			COUNT	SQFT	COUNT	SQFT	COUNT	SQFT			
Nathan Hale Qm Area	Army Active	Darmstadt	22	60,011	0	0	27	369,185	1	39	120.2
Oberdachstetten Training Area	Army Active	Ansbach	22	26,650	0	0	76	244,186	0	884	102.7
Panzer Kaserne	Army Active	Stuttgart	22	224,878	0	0	40	1,274,496	2	111	478.5
Panzer Kaserne	Army Active	Kaiserlautern	5	1,212	0	0	10	303,670	0	19	107.5
Patch Barracks	Army Active	Stuttgart	38	389,210	0	0	39	1,162,227	1	110	535.3
Patrick Henry Village Family Housing	Army Active	Heidelberg	56	434,583	0	0	192	2,951,233	0	250	831.7
Patton Barracks	Army Active	Heidelberg	28	80,369	0	0	27	658,968	0	37	227.8
Pfeffelbach Waterworks	Army Active	Pfeffelbach	1	78	0	0	2	16,896	0	58	21.4
Pulaski Barracks	Army Active	Kaiserlautern	39	70,141	0	0	33	205,044	0	131	105.2
Rheinblick Rec Annex	Army Active	Wiesbaden	6	14,002	0	0	2	14,052	0	175	14.5
Rhine Ordnance Barracks	Army Active	Kaiserlautern	129	454,064	0	0	869	1,929,218	0	3,037	866.9
Robinson Barracks	Army Active	Stuttgart	4	86,810	0	0	4	19,180	1	24	33.1
Robinson-Grenadier Family Housing	Army Active	Stuttgart	2	515	0	0	52	1,396,782	0	124	303.4
Rottershausen Ammo Stor Area	Army Active	Schweinfurt	6	9,661	0	0	25	47,775	0	186	11.7
Schweinfurt Training Areas	Army Active	Schweinfurt	98	80,986	0	0	6	12,606	0	10,803	44.6
Sembach Admin Annex	Army Active	Sembach	39	571,899	0	0	80	1,771,039	0	279	557.5
Sheridan Barracks	Army Active	Garmisch	4	301,899	0	0	11	401,133	0	29	200.2
Shipton Kaserne	Army Active	Ansbach	82	310,643	0	0	21	244,908	0	388	162.4
Smith Barracks	Army Active	Baumholder	198	540,425	0	0	200	3,153,141	0	1,022	1,361.1
South Camp Vilseck	Army Active	Vilseck	558	4,015,521	0	0	136	1,330,063	0	2,193	1,740.3
Spinelli Barracks	Army Active	Mannheim	36	14,635	0	0	72	1,507,648	0	198	374.1
Steuben & Weicht Vil Family Housing	Army Active	Stuttgart	2	782	0	0	54	555,685	0	48	112.1
Storck Barracks	Army Active	Illesheim	42	92,924	0	0	97	1,873,425	0	442	652.0
Stuttgart Dependent School	Army Active	Stuttgart	1	301	0	0	4	167,796	0	11	56.3
Sullivan Barracks	Army Active	Mannheim	28	153,650	0	0	51	931,535	0	111	364.0
Sulzheim Training Area	Army Active	Schweinfurt	1	182	0	0	1	190	0	145	11.0
Taylor Barracks	Army Active	Mannheim	78	196,158	0	0	26	654,553	0	113	289.3
Tompkins Barracks	Army Active	Schwetzingen	30	64,491	0	0	32	594,484	0	88	234.1
Vilseck	Army Active	Vilseck	0	0	132	668,460	0	0	0	31	117.7
Warner Barracks	Army Active	Bamberg	193	298,950	0	0	122	2,589,054	0	209	946.5
Warner Barracks Family Housing	Army Active	Bamberg	4	746	0	0	13	337,013	0	13	73.6
Weisskirchen AFN Trans Fac	Army Active	Weisskirchen	0	0	0	0	6	13,519	0	18	40.8
Wetzel Family Housing	Army Active	Baumholder	9	31,210	0	0	35	1,243,923	0	132	265.3
Wetzel Kaserne	Army Active	Baumholder	19	94,522	0	0	8	99,786	0	215	80.7
Wiesbaden Army Airfield	Army Active	Wiesbaden	112	698,677	0	0	115	2,050,603	0	638	1,155.9
* OTHER SITE(S) : 50			91	113,320	971	2,775,039	83	951,163	95	1,073	864.0
Germany Total:			5,562	22,067,525	2,676	8,369,776	5,952	76,548,074	199	135,419	32,891.1

* US Locations that do not meet criteria of at least ten (10) Acres AND at least \$10M PRV. US Territories and Non-US Locations that do not meet criteria of at least ten (10) Acres OR at least \$10M PRV.

DEPARTMENT OF DEFENSE - Army
Base Structure Report - As of 30 Sept 2012

SITE	COMPONENT	NAME NEAREST CITY	BUILDINGS						ACRES OWNED	TOTAL ACRES	PRV (\$M)
			OWNED		LEASED		OTHER				
			COUNT	SQFT	COUNT	SQFT	COUNT	SQFT			
Italy											
Camp Darby	Army Active	Tirrenia	139	617,879	0	0	1	25,269	0	159	332.9
Camp Ederle	Army Active	Vicenza	195	1,568,678	12	101,481	46	423,931	0	147	1,078.6
Dal Molin Airfield	Army Active	Vicenza	0	0	0	0	9	233,488	0	153	89.4
Livorno Supply and Maint Area	Army Active	Livorno	121	1,236,550	0	0	0	0	0	277	398.2
Longare Communications Site	Army Active	Vicenza	6	7,741	0	0	27	72,952	0	52	50.2
Pisa Ammo Storage Area	Army Active	Pisa	213	464,975	0	0	0	0	0	2,093	252.2
Vicenza Basic Load Storage Area	Army Active	Vicenza	17	30,417	0	0	0	0	0	34	17.4
Vicenza Family Housing	Army Active	Vicenza	221	705,562	0	0	1	2,793	0	82	241.2
* OTHER SITE(S) : 6			19	14,837	159	1,223,791	3	9,902	0	60	316.2
Italy Total:			931	4,646,639	171	1,325,272	87	768,335	0	3,057	2,776.2
Japan											
Akizuki Ammunition Depot	Army Active	Akizuki	14	6,719	0	0	51	411,975	0	138	201.3
Camp Zama	Army Active	Sagamihara	135	569,848	0	0	214	2,445,475	0	578	1,217.8
Hiro Ammunition Depot	Army Active	Kure	5	5,817	0	0	10	113,355	0	88	55.4
Kachin Hanto Area	Army Active	Kachin Hanto	6	2,329	0	0	6	9,767	0	84	75.7
Kawakami Ammunition Depot	Army Active	Higashi-Hiroshima	68	116,706	0	0	49	230,275	0	644	173.6
Naha Port	Army Active	Naha	45	346,229	0	0	3	14,425	0	139	252.5
POL Facilities	Army Active	Yomitan-San	34	30,460	0	0	28	32,405	50	347	347.6
Sagami General Depot	Army Active	Sagamihara	138	124,026	0	0	134	3,044,371	0	528	941.5
Sagamihara FH Area	Army Active	Sagamihara	351	85,947	0	0	218	879,672	0	149	302.9
Torii Station	Army Active	Yomitan-San	130	455,093	0	0	30	387,810	28	505	374.6
Yokohama North Dock	Army Active	Yokohama	16	12,437	0	0	68	577,645	0	121	375.0
* OTHER SITE(S) : 4			13	7,443	0	0	14	223,930	0	46	85.6
Japan Total:			955	1,763,054	0	0	825	8,371,105	77	3,368	4,403.4
Marshall Islands											
US Army Kwajalein Atoll	Army Active	Kwajalein Atoll	522	2,414,055	0	0	2	2,970	1,361	1,361	2,204.3
* OTHER SITE(S) : 10			205	790,249	0	0	2	101	0	0	840.9
Marshall Islands Total:			727	3,204,304	0	0	4	3,071	1,361	1,361	3,045.2
Netherlands											
Schinnen Emma Mine	Army Active	Schinnen	39	96,098	14	143,150	0	0	0	24	83.1
* OTHER SITE(S) : 5			4	2,422	154	346,037	12	649,573	0	2	224.5
Netherlands Total:			43	98,520	168	489,187	12	649,573	0	26	307.7
Romania											

* US Locations that do not meet criteria of at least ten (10) Acres AND at least \$10M PRV. US Territories and Non-US Locations that do not meet criteria of at least ten (10) Acres OR at least \$10M PRV.

DEPARTMENT OF DEFENSE - Army
Base Structure Report - As of 30 Sept 2012

SITE	COMPONENT	NAME NEAREST CITY	BUILDINGS						ACRES OWNED	TOTAL ACRES	PRV (\$M)
			OWNED		LEASED		OTHER				
			COUNT	SQFT	COUNT	SQFT	COUNT	SQFT			
* OTHER SITE(S) : 3			92	358,125	0	0	1	4,800	0	0	93.9
Romania Total:			92	358,125	0	0	1	4,800	0	0	93.9
South Korea											
Camp Carroll	Army Active	Waegwan	293	2,534,458	0	0	51	918,729	0	495	872.0
Camp Casey	Army Active	Tong Du Chon	747	4,071,309	0	0	2	9,468	2	2,830	1,263.0
Camp Castle	Army Active	Tong Du Chon	61	331,246	0	0	0	0	1	51	104.1
Camp Eagle	Army Active	Wonju	69	444,544	0	0	0	0	0	113	158.7
Camp Henry	Army Active	Taegu	104	507,617	149	237,137	34	206,993	1	59	252.8
Camp Henry (Pier 8)	Army Active	Pusan	4	7,759	0	0	12	94,897	0	11	56.1
Camp Hovey	Army Active	Camp Hovey	233	1,611,701	0	0	1	25,696	0	3,473	456.3
Camp Humphreys	Army Active	Pyeongtack	516	6,261,468	0	0	4	6,878	0	2,254	1,853.2
Camp Jackson	Army Active	Uijong Bu	54	179,622	0	0	0	0	0	406	47.8
Camp Kwangsa Ri	Army Active	Yongju	15	35,750	0	0	4	8,000	0	31	13.1
Camp Long	Army Active	Wonju	124	307,974	0	0	9	13,070	0	86	107.4
Camp Market	Army Active	Inchon	85	589,689	0	0	39	588,090	0	119	225.2
Camp Red Cloud	Army Active	Uijong Bu	264	1,405,558	0	0	0	0	0	207	416.1
Camp Red Cloud (Bullseye 01)	Army Active	Yongchon	100	268,861	0	0	0	0	0	2,204	97.3
Camp Stanley	Army Active	Uijong Bu	324	1,604,319	0	0	0	0	0	605	454.5
Camp Walker	Army Active	Taegu	239	1,183,172	0	0	0	0	1	195	345.1
DRMO APO	Army Active	Kimchon	7	126,524	0	0	0	0	24	24	19.0
Far East Dist Engr	Army Active	Seoul	36	112,258	0	0	14	76,982	0	11	54.4
H220 Heliport	Army Active	Tong Du Chon	53	236,593	0	0	0	0	0	52	59.6
K-16 AB	Army Active	Songnam	62	367,516	1	140,657	18	268,539	0	205	229.3
Kunsan POL Terminal Site	Army Active	Kunsan	4	5,828	0	0	0	0	0	17	19.0
Masan Ammunition Depot	Army Active	Masan	14	45,489	0	0	0	0	0	464	15.4
Pusan Storage Facility	Army Active	Pusan	66	391,020	0	0	7	14,406	0	66	99.6
Sungnam Golf Course	Army Active	Songnam	3	1,905	0	0	11	61,053	0	230	24.3
Tango	Army Active	Songnam	33	183,023	0	0	11	78,706	0	241	82.7
Yong Pyong	Army Active	Yong Pyong	96	242,842	0	0	0	0	0	3,346	130.2
Yongsan Garrison	Army Active	Seoul	834	4,906,185	50	1,337,456	197	1,099,293	0	625	1,930.7
* OTHER SITE(S) : 31			200	268,210	0	0	12	61,661	8	8,556	125.1
South Korea Total:			4,640	28,232,440	200	1,715,250	426	3,532,461	37	26,976	9,511.9
Overseas Total:			13,027	60,899,053	3,254	12,319,908	7,451	90,994,959	1,691	171,281	53,917.5
Worldwide Totals By Reporting Component:			90,166	697,122,623	5,196	21,719,191	43,649	229,793,943	5,384,427	14,094,025	310,829.8

* US Locations that do not meet criteria of at least ten (10) Acres AND at least \$10M PRV. US Territories and Non-US Locations that do not meet criteria of at least ten (10) Acres OR at least \$10M PRV.

DEPARTMENT OF DEFENSE - Navy
Base Structure Report - As of 30 Sept 2012

SITE	COMPONENT	NAME NEAREST CITY	BUILDINGS						ACRES OWNED	TOTAL ACRES	PRV (\$M)
			OWNED		LEASED		OTHER				
			COUNT	SQFT	COUNT	SQFT	COUNT	SQFT			
Alabama											
Barin Field	Navy Active	Foley	7	16,054	0	0	0	0	763	818	40.5
NOLF Brewton	Navy Active	Brewton	0	0	1	100	2	1,070	0	653	37.2
NOLF Evergreen	Navy Active	Evergreen	0	0	2	7,746	0	0	136	444	25.0
NOLF Silverhill	Navy Active	Daphne	2	1,443	0	0	0	0	400	400	30.1
NOLF Summerdale	Navy Active	Summerdale	2	1,043	0	0	0	0	565	567	30.7
NOLF Wolf	Navy Active	Summerdale	1	240	0	0	0	0	422	422	29.3
NOSC-MCRC Bessemer	Navy Reserve	Bessemer	10	74,669	0	0	0	0	16	16	15.2
* OTHER SITE(S) : 4			17	27,727	0	0	0	0	32	33	7.0
Alabama Total:			39	121,176	3	7,846	2	1,070	2,334	3,352	215.0
Alaska											
Back Island	Navy Active	Ketchikan	4	25,060	0	0	0	0	0	15	112.1
NARL Barrow Camp	Navy Active	Barrow	4	37,858	0	0	0	0	0	688	41.2
NOSC Fort Richardson	Navy Reserve	Fort Richardson	2	29,849	0	0	0	0	0	0	11.3
* OTHER SITE(S) : 1			0	0	0	0	0	0	0	5,624	0.0
Alaska Total:			10	92,767	0	0	0	0	0	6,327	164.6
Arizona											
NAVOBSSTA Flagstaff	Navy Active	Flagstaff	12	37,890	0	0	0	0	278	282	14.8
NOSC Phoenix	Navy Reserve	Phoenix	12	49,220	0	0	0	0	9	9	12.3
* OTHER SITE(S) : 1			1	33,556	0	0	0	0	0	18	7.9
Arizona Total:			25	120,666	0	0	0	0	287	310	34.9
California											
Camarillo Airport	Navy Active	Camarillo	4	62,664	0	0	0	0	4	4	19.6
CSO Hunters Point Annex	Navy Active	San Francisco	159	3,012,186	0	0	0	0	858	858	2,021.6
CSO NAS Alameda	Navy Active	Alameda	338	6,079,107	0	0	0	0	2,377	2,377	2,435.3
CSO NAS Alameda North Housing/SF	Navy Active	San Francisco	51	440,010	0	0	0	0	0	0	75.3
CSO NS Long Beach	Navy Active	Long Beach	15	71,388	0	0	0	0	0	0	87.6
CSO NS Treasure Island	Navy Active	San Francisco	134	2,114,660	1	30,000	0	0	995	996	1,028.5
CSO NSY Long Beach	Navy Active	Long Beach	24	708,549	0	0	0	0	390	396	307.5
CSO NSY Mare Island	Navy Active	Vallejo	97	943,793	0	0	0	0	860	860	362.8
CSO PWC San Francisco AB Housing Area	Navy Active	San Francisco	277	1,669,217	0	0	0	0	0	0	279.6
Former NAVPHIBASE Coronado	Navy Active	Coronado	158	2,118,440	0	0	193	872,860	760	762	1,122.5
Holtville Carrier LS	Navy Active	El Centro	0	0	0	0	0	0	0	110	23.8
Laguna Peak	Navy Active	Point Mugu	9	13,353	0	0	0	0	39	39	15.9

* US Locations that do not meet criteria of at least ten (10) Acres AND at least \$10M PRV. US Territories and Non-US Locations that do not meet criteria of at least ten (10) Acres OR at least \$10M PRV.

DEPARTMENT OF DEFENSE - Navy
Base Structure Report - As of 30 Sept 2012

SITE	COMPONENT	NAME NEAREST CITY	BUILDINGS						ACRES OWNED	TOTAL ACRES	PRV (\$M)
			OWNED		LEASED		OTHER				
			COUNT	SQFT	COUNT	SQFT	COUNT	SQFT			
Long Beach Fuel Complex	Navy Active	Long Beach	7	8,305	0	0	0	0	11	11	98.1
Marina Airport	Navy Active	Monterey	0	0	1	64,920	0	0	0	2	19.9
NAF El Centro	Navy Active	El Centro	199	1,090,873	0	0	58	145,657	3,394	3,517	768.6
NAF El Centro Target 101	Navy Active	El Centro	1	7,546	0	0	0	0	1,440	17,777	24.6
NAS Lemoore	Navy Active	Lemoore Nas	252	3,548,544	0	0	918	3,123,841	29,394	29,394	2,624.9
Naval Medical Center San Diego	Navy Active	San Diego	22	2,112,547	0	0	4	11,771	76	76	1,072.8
NAVBASE Ventura City Point Mugu	Navy Active	Point Mugu	506	3,930,618	0	0	359	683,049	4,484	4,484	1,976.7
NAVPHIBASE Seal Side	Navy Active	Coronado	29	572,940	0	0	0	0	72	329	158.8
NAVPMOSSP Mtn View	Navy Active	Mountain View	12	785,873	0	0	0	0	343	343	263.1
NAVSUPPDET Monterey	Navy Active	Monterey	66	1,372,477	0	0	3	11,148	138	140	445.3
NAVSUPPDET Monterey Det Santa Cruz	Navy Active	Santa Cruz	27	55,700	0	0	0	0	0	0	24.4
NAVSUPPDET Monterey Dixon Transmitter Fac	Navy Active	Dixon	27	87,918	0	0	0	0	1,285	1,285	51.6
NAVSUPPDET Monterey La Mesa Village	Navy Active	Monterey	15	107,299	0	0	257	888,051	298	298	194.7
NAVSUPPDET Monterey Navy School Annex	Navy Active	Monterey	26	190,623	0	0	0	0	120	136	92.8
NAWS China Lake	Navy Active	China Lake	1,111	4,564,750	0	0	405	841,483	81,954	606,926	3,688.4
NAWS China Lake Harvey Field Area	Navy Active	China Lake	3	3,006	0	0	0	0	0	1	21.4
NAWS China Lake Randsburg Wash Area	Navy Active	Trona	51	159,626	0	0	2	1,084	4,541	503,468	91.8
NB Coronado	Navy Active	San Diego	585	9,278,247	0	0	60	146,571	2,803	2,804	4,373.9
NB Coronado Camp Michael Monsoor	Navy Active	Pine Valley	17	35,163	0	0	0	0	0	1,079	19.2
NB Coronado Camp Morena	Navy Active	Jacumba	0	0	0	0	24	54,795	0	62	14.8
NB Coronado Imperial Beach	Navy Active	Imperial Beach	55	453,389	0	0	28	333,320	1,258	1,294	316.3
NB Coronado Lofgren Terrace	Navy Active	Chula Vista	0	0	0	0	53	375,010	37	37	62.9
NB Coronado NF Survival Tng	Navy Active	Warner Springs	40	46,261	0	0	0	0	0	12,544	14.4
NB Coronado Silver Strand	Navy Active	Imperial Beach	12	112,190	0	0	2	10,000	549	549	43.7
NB Point Loma	Navy Active	San Diego	123	1,046,640	0	0	16	35,499	0	336	573.4
NB Point Loma Admiral Hartman Housing 1	Navy Active	San Diego	0	0	0	0	92	150,991	46	46	45.4
NB Point Loma Admiral Hartman Housing 2	Navy Active	San Diego	0	0	0	0	56	90,881	54	54	14.5
NB Point Loma Admiral Hartman Housing 3	Navy Active	San Diego	0	0	0	0	288	488,696	54	54	78.2
NB Point Loma Beech St Knolls Hsg	Navy Active	San Diego	0	0	0	0	8	91,820	6	6	24.0
NB Point Loma C3F Complex	Navy Active	San Diego	15	384,879	0	0	0	0	91	91	139.7
NB Point Loma Chesterton Hsg	Navy Active	San Diego	1	6,863	0	0	434	808,938	144	144	153.1
NB Point Loma Fleet ASW	Navy Active	San Diego	45	1,137,407	0	0	0	0	66	66	365.9
NB Point Loma Fuel Farm	Navy Active	San Diego	39	79,938	0	0	0	0	14	206	314.0

* US Locations that do not meet criteria of at least ten (10) Acres AND at least \$10M PRV. US Territories and Non-US Locations that do not meet criteria of at least ten (10) Acres OR at least \$10M PRV.

DEPARTMENT OF DEFENSE - Navy
Base Structure Report - As of 30 Sept 2012

SITE	COMPONENT	NAME NEAREST CITY	BUILDINGS						ACRES OWNED	TOTAL ACRES	PRV (\$M)
			OWNED		LEASED		OTHER				
			COUNT	SQFT	COUNT	SQFT	COUNT	SQFT			
NB Point Loma Lindbergh Field	Navy Active	San Diego	5	51,443	0	0	0	0	7	7	14.9
NB Point Loma Mira Mesa Ridge Hsg	Navy Active	San Diego	0	0	0	0	19	97,666	7	7	15.6
NB Point Loma Old Town	Navy Active	San Diego	13	1,465,324	0	0	0	0	47	47	468.7
NB Point Loma Park Summit Hsg	Navy Active	San Diego	0	0	0	0	2	116,487	1	1	18.4
NB Point Loma SPAWARS South	Navy Active	San Diego	10	31,130	0	0	0	0	65	65	11.8
NB Point Loma SPAWARSSYSCEN	Navy Active	San Diego	260	1,882,213	0	0	0	0	3	501	751.3
NB Point Loma Taylor Street	Navy Active	San Diego	4	59,522	0	0	0	0	3	3	15.3
NB San Diego	Navy Active	San Diego	186	2,667,051	0	0	3	9,972	940	959	2,191.0
NB San Diego Bayview Hills Housing	Navy Active	San Diego	1	5,500	0	0	199	1,622,259	162	162	270.3
NB San Diego Bonita Bluffs	Navy Active	San Diego	0	0	0	0	28	94,874	4	4	15.3
NB San Diego Broadway Complex	Navy Active	San Diego	8	893,004	0	0	0	0	20	22	202.5
NB San Diego Chollas Heights Housing	Navy Active	San Diego	1	12,800	0	0	91	556,930	78	78	101.3
NB San Diego Dryside	Navy Active	San Diego	124	3,124,548	0	0	9	1,470,726	289	289	1,229.1
NB San Diego Eucalyptus Housing	Navy Active	San Diego	0	0	0	0	57	487,888	41	41	78.0
NB San Diego Home Terrace Condos	Navy Active	San Diego	0	0	0	0	27	126,842	10	10	21.9
NB San Diego Howard Gilmore	Navy Active	La Mesa	0	0	0	0	48	759,257	38	38	113.9
NB San Diego Mission Gorge	Navy Active	San Diego	15	28,606	0	0	0	0	448	448	30.3
NB San Diego Murphy Canyon	Navy Active	San Diego	4	30,360	0	0	1,129	4,636,475	733	733	856.3
NB San Diego National City	Navy Active	National City	3	246,875	0	0	0	0	56	56	35.3
NB San Diego NAVFAC SW	Navy Active	San Diego	12	30,963	1	55,925	0	0	0	3	25.0
NB San Diego Paradise Gardens	Navy Active	San Diego	0	0	0	0	8	76,056	3	3	13.5
NB San Diego Park Townhouse-La Mesa	Navy Active	La Mesa	0	0	0	0	12	72,036	3	3	12.1
NB San Diego Pomerado Terrace	Navy Active	San Diego	0	0	0	0	23	263,281	52	52	45.2
NB San Diego Prospect View/Santee	Navy Active	Santee	0	0	0	0	18	82,617	8	8	13.2
NB San Diego Ramona Vista Apts	Navy Active	Ramona	0	0	0	0	10	76,464	4	4	16.3
NB San Diego Riverplace/Santee	Navy Active	Santee	0	0	0	0	27	138,496	7	7	30.7
NB San Diego Terrace View Villas	Navy Active	San Diego	0	0	0	0	65	244,748	17	17	39.9
NB San Diego Woodlake Condominiums	Navy Active	San Diego	0	0	0	0	11	74,773	4	4	17.3
NORCO	Navy Active	Norco	56	475,350	0	0	0	0	279	281	232.4
Norwalk Fuel Complex	Navy Active	Norwalk	1	676	0	0	0	0	17	18	88.1
NOSC Alameda	Navy Reserve	Alameda	5	96,600	0	0	0	0	15	15	25.7
NOSC Fresno	Navy Reserve	Fresno	2	37,565	0	0	0	0	6	6	11.0
NOSC LA	Navy Reserve	Los Angeles	6	142,462	0	0	0	0	11	11	37.4
NOSC Moreno	Navy Reserve	Moreno Valley	2	59,660	0	0	0	0	7	7	15.6
NOSC Sacramento	Navy Reserve	Sacramento	4	53,337	0	0	0	0	20	20	14.8

* US Locations that do not meet criteria of at least ten (10) Acres AND at least \$10M PRV. US Territories and Non-US Locations that do not meet criteria of at least ten (10) Acres OR at least \$10M PRV.

DEPARTMENT OF DEFENSE - Navy
Base Structure Report - As of 30 Sept 2012

SITE	COMPONENT	NAME NEAREST CITY	BUILDINGS						ACRES OWNED	TOTAL ACRES	PRV (\$M)
			OWNED		LEASED		OTHER				
			COUNT	SQFT	COUNT	SQFT	COUNT	SQFT			
NOSC San Jose	Navy Reserve	San Jose	7	42,416	0	0	0	0	6	6	10.9
NS Long Beach	Navy Active	Long Beach	2	412	0	0	0	0	776	776	56.0
NWS Seal Beach	Navy Active	Seal Beach	278	1,979,841	0	0	41	460,261	5,023	5,023	845.5
NWS Seal Beach Chino	Navy Active	Chino	0	0	0	0	1	400,010	0	0	74.0
NWS Seal Beach Det Concord	Navy Active	Concord	339	1,571,454	0	0	0	0	5,038	5,038	612.2
NWS Seal Beach Fallbrook California	Navy Active	Fallbrook	263	987,220	0	0	0	0	8,851	8,851	423.5
Port Hueneme	Navy Active	Port Hueneme	409	5,518,208	47	375,248	196	725,414	1,793	1,793	2,217.6
San Clemente	Navy Active	San Clemente	228	576,461	0	0	0	0	0	36,206	584.7
San Nicolas Island	Navy Active	San Nicolas Island	133	415,312	0	0	0	0	0	13,370	622.5
San Pedro Fuel Depot	Navy Active	Los Angeles	27	34,301	0	0	0	0	269	272	302.1
Santa Cruz Island	Navy Active	Goleta	9	13,883	0	0	0	0	0	11	32.9
Sewage Evaporation Pon Site 3	Navy Active	Lemoore Nas San Francisco	0	0	0	0	0	0	429	429	19.2
	Navy Active		0	0	0	0	0	0	5	5	22.1
* OTHER SITE(S) : 68			78	227,045	4	3,640	31	86,363	5,509	56,257	90.0
California Total:			7,047	71,174,529	54	529,733	5,315	21,845,360	170,061	1,325,928	38,943.3
Connecticut											
NAVSUBASE New London	Navy Active	Groton	255	3,199,351	0	0	14	23,187	686	687	1,327.3
NAVSUBASE New London Conning Towers	Navy Active	Groton	6	27,835	0	0	78	220,080	50	50	52.8
NAVSUBASE New London Dolphin Gardens	Navy Active	Groton	1	47,779	0	0	0	0	40	40	15.1
NAVSUBASE New London Nautilus Park 1st Inc	Navy Active	Groton	1	18,018	0	0	500	660,563	50	50	123.6
NAVSUBASE New London Nautilus Park 2nd Inc	Navy Active	Groton	0	0	0	0	262	645,164	142	142	122.3
NAVSUBASE New London Nautilus Park 3rd Inc	Navy Active	Groton	2	29,611	0	0	1	5,421	115	115	12.8
NAVSUBASE New London Polaris Park	Navy Active	Groton	23	26,254	0	0	68	373,001	52	52	66.2
NAVSUBASE New London Trident Park	Navy Active	Groton	1	400	0	0	154	605,514	85	86	102.6
* OTHER SITE(S) : 4			10	46,951	0	0	0	0	42	65	14.2
Connecticut Total:			299	3,396,199	0	0	1,077	2,532,930	1,261	1,287	1,837.0
Delaware											
NOSC Wilmington	Navy Reserve	Wilmington	4	43,826	0	0	0	0	8	8	11.2
* OTHER SITE(S) : 1			0	0	0	0	0	0	0	0	0.1
Delaware Total:			4	43,826	0	0	0	0	8	8	11.3

* US Locations that do not meet criteria of at least ten (10) Acres AND at least \$10M PRV. US Territories and Non-US Locations that do not meet criteria of at least ten (10) Acres OR at least \$10M PRV.

DEPARTMENT OF DEFENSE - Navy

Base Structure Report - As of 30 Sept 2012

SITE	COMPONENT	NAME NEAREST CITY	BUILDINGS						ACRES OWNED	TOTAL ACRES	PRV (\$M)
			OWNED		LEASED		OTHER				
			COUNT	SQFT	COUNT	SQFT	COUNT	SQFT			
District of Columbia											
Naval Research Lab	Navy Active	Washington, DC	96	3,085,465	0	0	0	0	131	133	1,047.4
NDept Potomac Annex	Navy Active	Washington, DC	18	189,311	0	0	0	0	12	12	47.2
NS Anacostia	Navy Active	Washington, DC	166	4,534,412	0	0	191	315,030	676	1,027	1,456.5
NSA North Potomac	Navy Active	Washington, DC	38	238,665	0	0	9	20,396	72	72	75.4
NSA Washington	Navy Active	Washington, DC	67	3,361,201	0	0	23	104,202	78	78	995.2
* OTHER SITE(S) : 1			1	5,725	0	0	0	0	1	1	0.9
District of Columbia Total:			386	11,414,779	0	0	223	439,628	970	1,322	3,622.8
Florida											
Cecil Field Navy Depot	Navy Active	Jacksonville	0	0	4	214,413	0	0	0	9	45.2
Corry Station	Navy Active	Pensacola	125	2,011,980	0	0	103	334,153	674	674	552.6
CSO NAS Cecil Field FL	Navy Active	Cecil Field	32	376,616	0	0	0	0	415	415	531.8
CSO NTC Orlando NTC Annex	Navy Active	Orlando	100	713,326	0	0	0	0	711	711	162.0
Dania Beach (Lauderdale)	Navy Active	Dania	12	30,739	0	0	0	0	0	10	13.9
Eglin AFB EOD School	Navy Active	Eglin AFB	60	414,983	0	0	0	0	0	0	121.7
NAS Jacksonville	Navy Active	Jacksonville	473	9,000,660	1	50,000	178	752,265	3,842	3,881	2,768.9
NAS Jacksonville - Yellow Water Housing	Navy Active	Jacksonville	4	6,193	0	0	40	312,444	254	254	42.8
NAS Key West	Navy Active	Stock Island	130	891,125	0	0	4	7,314	4,129	4,787	565.3
NAS Key West Dredgers Key-Sigsbee	Navy Active	Key West	45	344,188	0	0	239	1,118,339	352	352	239.8
NAS Key West Fleming Key Magazine	Navy Active	Key West	31	53,348	0	0	0	0	322	323	34.0
NAS Key West Peary Court	Navy Active	Key West	1	8,198	0	0	49	252,946	54	54	40.4
NAS Key West Truman Annex	Navy Active	Key West	35	409,215	0	0	44	130,791	159	233	207.2
NAS Key West Trumbo Point Annex	Navy Active	Key West	24	363,311	0	0	65	227,460	129	137	222.6
NAS Pensacola	Navy Active	Pensacola	415	8,204,354	0	0	146	679,013	2,296	5,809	2,129.3
NAS Pensacola Mariner Housing	Navy Active	Pensacola	0	0	300	428,818	0	0	0	147	42.3
NAS Whiting Field Milton	Navy Active	Milton	136	1,251,335	0	0	0	0	3,533	4,774	618.3
Naval Hospital Key West	Navy Active	Key West	4	70,437	0	0	6	10,733	15	15	32.7
NOLF Choctaw	Navy Active	Navarre	6	25,860	0	0	0	0	1,450	1,450	82.2
NOLF Holley	Navy Active	Navarre	1	1,024	0	0	0	0	698	698	29.9
NOLF Santa Rosa	Navy Active	Milton	2	1,517	0	0	0	0	738	738	34.5
NOLF Spencer	Navy Active	Pace	3	4,195	0	0	0	0	640	640	19.2
NOSC Miami	Navy Reserve	Hialeah	2	62,722	0	0	0	0	20	20	14.0
NOSC Orlando	Navy Reserve	Orlando	0	0	0	0	2	66,265	0	0	11.8
NOSC West Palm Beach	Navy Reserve	West Palm Beach	2	46,129	0	0	0	0	8	8	10.4
NOTU Cape Canaveral	Navy Active	Cape Canaveral	83	538,799	0	0	0	0	250	256	224.2
NS Mayport	Navy Active	Jacksonville	295	2,573,221	0	0	306	1,005,814	3,002	3,230	1,297.0
NS Mayport Commissary Site	Navy Active	Atlantic Beach	1	163,973	0	0	0	0	0	0	28.1

* US Locations that do not meet criteria of at least ten (10) Acres AND at least \$10M PRV. US Territories and Non-US Locations that do not meet criteria of at least ten (10) Acres OR at least \$10M PRV.

DEPARTMENT OF DEFENSE - Navy
Base Structure Report - As of 30 Sept 2012

SITE	COMPONENT	NAME NEAREST CITY	BUILDINGS						ACRES OWNED	TOTAL ACRES	PRV (\$M)
			OWNED		LEASED		OTHER				
			COUNT	SQFT	COUNT	SQFT	COUNT	SQFT			
NS Mayport FISC	Navy Active	Jacksonville	31	41,456	0	0	0	0	181	181	117.2
NS Mayport Ribault Bay Village	Navy Active	Atlantic Beach	2	42,950	0	0	107	605,798	158	158	86.0
NSA Orlando	Navy Active	Orlando	9	303,440	2	57,381	1	71,285	41	42	91.6
NSA Orlando Commissary Site	Navy Active	Orlando	0	0	2	87,720	0	0	0	10	12.9
NSA Panama City	Navy Active	Panama City	186	1,484,899	16	78,267	44	139,278	630	678	488.8
OLF Bronson	Navy Active	Pensacola	30	16,684	0	0	0	0	967	1,098	18.9
OLF Whitehouse	Navy Active	Jacksonville	7	11,157	0	0	1	4,590	2,625	4,438	40.1
Saufley Field	Navy Active	Pensacola	75	703,671	0	0	0	0	882	895	255.4
Whiting Pines	Navy Active	Milton	4	10,457	0	0	279	529,907	0	98	59.2
* OTHER SITE(S) : 34			50	105,738	5	23,551	2	53,318	4,791	23,178	60.3
Florida Total:			2,416	30,287,900	330	940,150	1,616	6,301,713	33,963	60,397	11,352.6
Georgia											
Dobbins AFB	Navy Active	Dobbins AFB	1	33,131	0	0	0	0	0	0	10.5
NAVSUBASE Kings Bay	Navy Active	Kings Bay	444	5,353,459	0	0	198	1,031,235	14,465	16,556	2,713.9
NOSC-MCRC Atlanta	Navy Reserve	Marietta	3	109,120	0	0	0	0	18	18	22.1
* OTHER SITE(S) : 8			33	136,468	0	0	2	5,168	99	101	28.7
Georgia Total:			481	5,632,178	0	0	200	1,036,403	14,582	16,674	2,775.3
Guam											
Agana	Navy Active	Agana	2	17,122	0	0	0	0	7	22	35.2
Andersen AFB	Navy Active	Andersen AFB	1,429	6,456,290	0	0	1	216	14,540	14,540	5,491.2
Andersen Water Supply Annex	Navy Active	Yigo	2	384	0	0	0	0	8	37	17.1
Dandan	Navy Active	Agana	6	25,416	0	0	0	0	78	78	18.6
Naval Hospital	Navy Active	Agana	66	630,502	0	0	0	0	120	139	476.8
NAVBASE Guam	Navy Active	Agana	918	5,540,785	0	0	1	6,900	7,745	7,979	4,996.7
NAVBASE Guam Barrigada	Navy Active	Barrigada	28	214,136	0	0	0	0	1,366	1,417	197.3
NAVBASE Guam Finegayan	Navy Active	Finegayan	303	1,144,029	0	0	0	0	2,416	2,497	665.9
NAVBASE Guam Harmon	Navy Active	Dededo	16	22,856	0	0	0	0	3	17	18.5
NAVBASE Guam Naval Magazine	Navy Active	Santa Rita	213	697,237	0	0	0	0	8,650	8,665	659.6
Nimitz Hill	Navy Active	Nimitz Hill	84	234,237	0	0	0	0	113	282	161.1
Sasa Valley	Navy Active	Piti	53	25,162	0	0	0	0	421	432	780.8
Tanguisson Point	Navy Active	Dededo	1	29,205	0	0	0	0	27	59	147.5
* OTHER SITE(S) : 31			800	2,849,859	0	0	1	40,200	829	936	1,943.4
Guam Total:			3,921	17,887,220	0	0	3	47,316	36,321	37,102	15,609.7
Hawaii											
AF Facilities Hawaii	Navy Active	Kekaha	3	31,016	0	0	0	0	0	0	20.9
Aiea	Navy Active	Aiea	22	36,643	0	0	271	497,777	78	91	287.4

* US Locations that do not meet criteria of at least ten (10) Acres AND at least \$10M PRV. US Territories and Non-US Locations that do not meet criteria of at least ten (10) Acres OR at least \$10M PRV.

DEPARTMENT OF DEFENSE - Navy
Base Structure Report - As of 30 Sept 2012

SITE	COMPONENT	NAME NEAREST CITY	BUILDINGS						ACRES OWNED	TOTAL ACRES	PRV (\$M)
			OWNED		LEASED		OTHER				
			COUNT	SQFT	COUNT	SQFT	COUNT	SQFT			
CSO Barbers Point	Navy Active	Barbers Point	0	0	0	0	0	0	757	887	104.8
Ewa	Navy Active	Ewa Beach	1,898	3,412,169	0	0	0	0	3,105	3,118	1,503.5
Hickam Petrol Strg Ann	Navy Active	Hickam AFB	6	7,247	0	0	0	0	92	151	359.5
Honolulu	Navy Active	Pearl Harbor	135	1,198,876	1	55,000	1,900	5,332,228	573	576	2,253.5
Kalaeloa	Navy Active	Barbers Point	166	1,023,068	0	0	0	0	246	254	583.4
Kamokala Ridge	Navy Active	Kekaha	13	23,582	0	0	0	0	0	89	16.4
Makaha Ridge	Navy Active	Kokee	17	28,473	0	0	0	0	0	243	31.7
Manana Housing/Pw Area	Navy Active	Pearl City	1	775	0	0	49	125,391	23	23	58.4
NS Pearl Harbor	Navy Active	Pearl Harbor	1,045	15,458,490	0	0	339	1,082,169	9,327	9,377	13,941.5
PACMISRANFAC Hawaiian Area	Navy Active	Kekaha	213	518,958	0	0	62	98,437	238	4,568	535.0
Pearl City	Navy Active	Pearl City	21	268,739	0	0	273	992,863	602	633	583.0
Port Allen	Navy Active	Port Allen	0	0	1	11,521	0	0	0	2	15.6
Red Hill	Navy Active	Honolulu	7	11,981	0	0	13	15,796	0	0	2,058.1
Wahiawa	Navy Active	Wahiawa	108	723,958	0	0	216	640,529	721	743	676.1
Waianae	Navy Active	Lualualei	431	1,101,453	0	0	1	378	9,217	9,228	764.7
Waikele	Navy Active	Waipahu	136	440,075	0	0	0	0	488	488	246.6
Waipahu	Navy Active	Waipahu	22	41,440	0	0	0	0	1,436	1,456	116.0
* OTHER SITE(S) : 47			11	25,316	0	0	2	4,783	1,635	3,050	38.6
Hawaii Total:			4,255	24,352,258	2	66,521	3,126	8,790,351	28,536	34,978	24,194.5
Idaho											
Bayview Idaho	Navy Active	Bayview	14	85,888	0	0	0	0	22	22	39.5
* OTHER SITE(S) : 3			6	40,998	0	0	0	0	7	9	9.7
Idaho Total:			20	126,886	0	0	0	0	29	31	49.2
Illinois											
Fort Sheridan	Navy Active	Highland Park	4	3,871	0	0	85	424,496	206	206	104.6
GL Camp JPJ	Navy Active	Great Lakes	9	1,302,086	0	0	0	0	0	51	396.9
GL Camp Moffett	Navy Active	Great Lakes	6	94,727	0	0	0	0	0	0	41.8
GL Camp Porter	Navy Active	Great Lakes	18	948,562	0	0	0	0	0	10	328.8
GL Forrestal Village	Navy Active	Great Lakes	26	150,685	1	38,000	385	823,771	482	482	245.5
GL Halsey Village	Navy Active	Great Lakes	0	0	0	0	158	18,365	0	0	15.3
GL Willow Glen	Navy Active	Great Lakes	3	15,647	0	0	0	0	0	0	20.0
Glenview	Navy Active	Glenview	1	13,876	0	0	118	697,184	27	27	132.1
NOSC Rock Island	Navy Reserve	Rock Island	2	50,212	0	0	0	0	9	9	11.6
NS Great Lakes	Navy Active	Great Lakes	267	8,424,183	0	0	528	1,958,211	1,143	1,146	3,521.7
* OTHER SITE(S) : 6			8	60,668	1	864	40	2,080	11	11	23.0
Illinois Total:			344	11,064,517	2	38,864	1,314	3,924,107	1,878	1,942	4,841.2

* US Locations that do not meet criteria of at least ten (10) Acres AND at least \$10M PRV. US Territories and Non-US Locations that do not meet criteria of at least ten (10) Acres OR at least \$10M PRV.

DEPARTMENT OF DEFENSE - Navy
Base Structure Report - As of 30 Sept 2012

SITE	COMPONENT	NAME NEAREST CITY	BUILDINGS						ACRES OWNED	TOTAL ACRES	PRV (\$M)
			OWNED		LEASED		OTHER				
			COUNT	SQFT	COUNT	SQFT	COUNT	SQFT			
Indiana											
NSA Crane	Navy Active	Crane	2,400	11,118,004	0	0	38	74,608	62,433	62,433	3,536.6
* OTHER SITE(S) : 2			3	7,184	1	38,727	0	0	461	464	10.5
		Indiana Total:	2,403	11,125,188	1	38,727	38	74,608	62,894	62,898	3,547.1
Iowa											
NOSC Des Moines	Navy Reserve	Des Moines	1	47,249	0	0	0	0	4	4	11.3
		Iowa Total:	1	47,249	0	0	0	0	4	4	11.3
Kansas											
* OTHER SITE(S) : 1			3	40,462	0	0	0	0	8	8	8.8
		Kansas Total:	3	40,462	0	0	0	0	8	8	8.8
Kentucky											
* OTHER SITE(S) : 1			5	35,972	0	0	0	0	5	5	8.1
		Kentucky Total:	5	35,972	0	0	0	0	5	5	8.1
Louisiana											
NAS JRB New Orleans	Navy Active	Belle Chasse	195	2,192,485	0	0	2	100,175	5,009	5,210	799.6
SPAWAR New Orleans	Navy Active	New Orleans	0	0	3	323,187	0	0	0	0	79.7
West Bank	Navy Active	New Orleans	74	1,843,283	0	0	112	339,288	25	31	545.7
* OTHER SITE(S) : 3			21	103,757	0	0	0	0	15	22	21.3
		Louisiana Total:	290	4,139,525	3	323,187	114	439,463	5,049	5,264	1,446.3
Maine											
NAS Brunswick	Navy Active	Brunswick	72	505,886	0	0	0	0	3,242	3,264	216.3
NAS Portsmouth NCTS Cutler VLF Area	Navy Active	Cutler	44	132,539	0	0	0	0	2,805	2,805	98.7
NAS Portsmouth Redington Township	Navy Active	Rangeley	74	54,228	0	0	0	0	12,468	12,468	18.1
NSY Portsmouth	Navy Active	Kittery	244	4,144,725	0	0	42	108,412	309	309	1,474.3
* OTHER SITE(S) : 7			48	59,879	0	0	0	0	287	292	24.7
		Maine Total:	482	4,897,257	0	0	42	108,412	19,111	19,138	1,832.1
Maryland											
Blossom Point MD	Navy Active	La Plata	22	74,839	0	0	0	0	265	265	21.5
Glenn Forest	Navy Active	Lexington Park	0	0	0	0	58	438,608	139	139	65.9
NAS Patuxent River	Navy Active	Patuxent River	519	6,658,883	0	0	193	318,223	6,398	6,398	2,734.9

* US Locations that do not meet criteria of at least ten (10) Acres AND at least \$10M PRV. US Territories and Non-US Locations that do not meet criteria of at least ten (10) Acres OR at least \$10M PRV.

DEPARTMENT OF DEFENSE - Navy
Base Structure Report - As of 30 Sept 2012

SITE	COMPONENT	NAME NEAREST CITY	BUILDINGS						ACRES OWNED	TOTAL ACRES	PRV (\$M)
			OWNED		LEASED		OTHER				
			COUNT	SQFT	COUNT	SQFT	COUNT	SQFT			
National Naval Medical Center Bethesda	Navy Active	Bethesda	75	4,645,148	0	0	5	22,983	242	243	2,179.8
Naval Academy North Severn	Navy Active	Annapolis	73	662,549	0	0	43	237,262	806	806	272.9
NMIC Suitland	Navy Active	Suitland	8	822,021	0	0	0	0	42	42	219.4
NOSC Baltimore	Navy Reserve	Baltimore	6	66,405	0	0	0	0	4	4	16.3
NSA Annapolis	Navy Active	Annapolis	58	4,118,904	0	0	46	216,876	286	286	1,372.6
NSA Annapolis Chesapeake Bay Detach	Navy Active	Solomons	49	177,103	0	0	0	0	168	168	80.8
NSA Annapolis Gambrills	Navy Active	Annapolis	56	106,614	0	0	0	0	856	856	28.7
NSA South Potomac Stump Neck Area	Navy Active	Indian Head	89	399,544	0	0	0	0	1,087	1,087	125.2
NSWC Carderock	Navy Active	Bethesda	78	1,907,440	0	0	0	0	186	186	687.9
NSWC Indian Head	Navy Active	Indian Head	999	2,646,016	0	0	46	84,462	1,959	1,959	1,112.4
Solomons Island	Navy Active	Solomons	109	282,527	0	0	1	5,340	295	295	85.0
Upper Yard Annapolis	Navy Active	Annapolis	45	559,878	0	0	57	417,258	69	69	267.6
Webster Field	Navy Active	Saint Inigoes	72	568,631	0	0	1	190	968	968	274.7
* OTHER SITE(S) : 31			34	26,584	7	93,379	1	97	6,355	7,024	38.9
Maryland Total:			2,292	23,723,085	7	93,379	451	1,741,299	20,126	20,797	9,584.6
Massachusetts											
CSO NAS South Weymouth	Navy Active	Weymouth	146	794,224	0	0	0	0	1,518	1,518	428.2
CSO NAS South Weymouth Squantum Housing	Navy Active	Weymouth	38	107,962	0	0	0	0	28	28	16.9
NAVPRO Pittsfield	Navy Active	Pittsfield	7	827,949	0	0	0	0	30	30	218.5
NOSC Worcester	Navy Reserve	Worcester	2	38,342	0	0	0	0	7	7	10.9
NSY Portsmouth USS Constitution	Navy Active	Boston	0	0	0	0	10	122,984	0	0	45.8
NWIRP Bedford	Navy Active	Bedford	9	276,796	0	0	0	0	46	79	95.8
* OTHER SITE(S) : 6			11	116,441	0	0	2	29,290	95	96	40.2
Massachusetts Total:			213	2,161,714	0	0	12	152,274	1,724	1,757	856.2
Michigan											
NOSC Grand Rapids	Navy Reserve	Grand Rapids	4	48,128	0	0	0	0	3	3	11.8
NOSC Saginaw	Navy Reserve	Saginaw	2	59,855	0	0	0	0	0	7	15.6
Michigan Total:			6	107,983	0	0	0	0	3	11	27.3
Minnesota											
NOSC Minneapolis	Navy Reserve	Minneapolis	1	97,226	0	0	0	0	12	12	25.6
NOSC Saint Paul	Navy Reserve	Minneapolis	4	69,174	0	0	0	0	10	11	17.7
* OTHER SITE(S) : 1			0	0	0	0	0	0	83	88	0.0

* US Locations that do not meet criteria of at least ten (10) Acres AND at least \$10M PRV. US Territories and Non-US Locations that do not meet criteria of at least ten (10) Acres OR at least \$10M PRV.

DEPARTMENT OF DEFENSE - Navy
Base Structure Report - As of 30 Sept 2012

SITE	COMPONENT	NAME NEAREST CITY	BUILDINGS						ACRES OWNED	TOTAL ACRES	PRV (\$M)
			OWNED		LEASED		OTHER				
			COUNT	SQFT	COUNT	SQFT	COUNT	SQFT			
Minnesota Total:			5	166,400	0	0	0	0	105	111	43.3
Mississippi											
Camp Keller (De Soto)	Navy Active	Biloxi	5	17,865	0	0	0	0	0	2,483	19.5
CBC Gulfport	Navy Active	Gulfport	194	4,639,983	0	0	257	838,713	1,094	1,098	1,208.4
CBC Gulfport Lakeside Housing	Navy Active	Pascagoula	7	193,860	0	0	0	0	33	33	41.6
NAS Meridian	Navy Active	Meridian	143	1,651,750	0	0	173	300,198	8,061	8,065	707.3
OLF Bravo	Navy Active	Preston	6	13,283	0	0	0	0	1,255	1,463	50.4
Stennis Space Center	Navy Active	Bay St Louis	1	782	0	0	83	1,201,739	0	0	299.9
* OTHER SITE(S) : 7			1	144	5	8,276	1	10,080	3,808	6,073	11.9
Mississippi Total:			357	6,517,667	5	8,276	514	2,350,730	14,250	19,215	2,339.2
Missouri											
NO SC Kansas City	Navy Reserve	Kansas City	2	49,992	0	0	0	0	0	10	11.1
NO SC St Louis	Navy Reserve	St. Louis	3	79,839	0	0	0	0	9	9	19.3
* OTHER SITE(S) : 2			13	27,950	0	0	0	0	15	15	6.3
Missouri Total:			18	157,781	0	0	0	0	24	34	36.7
Montana											
* OTHER SITE(S) : 2			1	17,000	0	0	1	16,180	5	5	8.2
Montana Total:			1	17,000	0	0	1	16,180	5	5	8.2
Nevada											
NAS Fallon	Navy Active	Fallon	307	2,145,086	0	0	160	266,279	4,428	12,452	1,118.6
NAS Fallon EW Range Fac	Navy Active	Fallon	7	32,774	0	0	0	0	0	1,831	56.8
NAS Fallon Target B-16	Navy Active	Fallon	1	480	0	0	0	0	0	27,259	20.8
NAS Fallon Target B-17	Navy Active	Fallon	3	4,544	0	0	0	0	0	52,940	25.5
NAS Fallon Target B-19	Navy Active	Fallon	5	1,280	0	0	0	0	0	29,276	24.9
NAS Fallon Target B-20	Navy Active	Fallon	4	1,754	0	0	0	0	19,429	41,117	20.8
NO SC Reno	Navy Reserve	Reno	3	37,014	0	0	0	0	0	6	10.4
* OTHER SITE(S) : 16			9	28,016	2	400	1	100	10,697	81,767	19.5
Nevada Total:			339	2,250,948	2	400	161	266,379	34,555	246,648	1,297.3
New Jersey											
AEGIS Moorestown	Navy Active	Moorestown	2	74,520	0	0	0	0	0	8	24.9
NO SC West Trenton	Navy Reserve	Trenton	2	45,420	0	0	0	0	8	8	14.4
NWS Earle	Navy Active	Colts Neck	354	1,609,222	0	0	137	702,469	11,146	11,146	922.3
Waterfront Earle	Navy Active	Colts Neck	38	307,336	0	0	1	4,000	705	705	483.2

* US Locations that do not meet criteria of at least ten (10) Acres AND at least \$10M PRV. US Territories and Non-US Locations that do not meet criteria of at least ten (10) Acres OR at least \$10M PRV.

DEPARTMENT OF DEFENSE - Navy
Base Structure Report - As of 30 Sept 2012

SITE	COMPONENT	NAME NEAREST CITY	BUILDINGS						ACRES OWNED	TOTAL ACRES	PRV (\$M)
			OWNED		LEASED		OTHER				
			COUNT	SQFT	COUNT	SQFT	COUNT	SQFT			
* OTHER SITE(S) : 4			0	0	0	0	0	0	2	13.5	
New Jersey Total:			396	2,036,498	0	0	138	706,469	11,859	11,869	1,458.2
<u>New Mexico</u>											
White Sands	Navy Active	White Sands Msl Rge	43	214,455	0	0	0	0	85	85	62.5
New Mexico Total:			43	214,455	0	0	0	0	85	85	62.5
<u>New York</u>											
Housing Ballston	Navy Active	Saratoga Spgs	0	0	0	0	60	156,565	31	31	21.8
Naval Support Unit Saratoga Springs	Navy Active	Saratoga Spgs	9	50,843	0	0	23	147,341	39	61	36.2
NAVSUBASE New London Mitchel Field	Navy Active	Hempstead	4	70,229	0	0	93	365,213	45	45	70.5
NAVSUBASE New London Mitchel Manor 1	Navy Active	Hempstead	0	0	0	0	15	221,845	30	30	32.2
NAVSUBASE New London Mitchel Manor 2	Navy Active	East Meadow	0	0	0	0	9	143,094	37	37	31.4
Navy Exchange Scotia	Navy Active	Scotia	1	137,409	0	0	0	0	6	6	16.1
NOSC Buffalo	Navy Reserve	Buffalo	2	78,160	1	7,952	0	0	0	5	26.9
NOSC Fort Schuyler	Navy Reserve	New York City	5	69,515	0	0	0	0	8	8	25.0
NOSC Rochester	Navy Reserve	Rochester	2	53,138	0	0	0	0	10	10	13.9
NOSC Schenectady	Navy Active	Schenectady	2	81,756	0	0	0	0	0	0	19.9
NOSC Syracuse NY	Navy Reserve	Syracuse	1	51,486	0	0	0	0	7	7	12.0
NUWC Fishers Island	Navy Active	Fishers Island	8	17,754	0	0	0	0	72	78	10.4
* OTHER SITE(S) : 8			19	107,232	1	10,853	0	0	510	510	30.8
New York Total:			53	717,522	2	18,805	200	1,034,058	794	826	347.1
<u>North Carolina</u>											
Harvey Point NC	Navy Active	Hertford	21	40,593	0	0	0	0	1,675	1,791	42.0
NOSC Greensboro NC	Navy Reserve	Greensboro	5	70,122	0	0	0	0	10	10	15.3
NOSC-MCRC Charlotte	Navy Reserve	Charlotte	2	60,040	0	0	0	0	9	9	12.2
* OTHER SITE(S) : 13			6	48,351	1	637	0	0	1,217	1,322	11.3
North Carolina Total:			34	219,106	1	637	0	0	2,912	3,132	80.7
<u>North Dakota</u>											
* OTHER SITE(S) : 2			5	12,105	0	0	0	0	2	836	7.4
North Dakota Total:			5	12,105	0	0	0	0	2	836	7.4
<u>Northern Mariana Islands</u>											

* US Locations that do not meet criteria of at least ten (10) Acres AND at least \$10M PRV. US Territories and Non-US Locations that do not meet criteria of at least ten (10) Acres OR at least \$10M PRV.

DEPARTMENT OF DEFENSE - Navy
Base Structure Report - As of 30 Sept 2012

SITE	COMPONENT	NAME NEAREST CITY	BUILDINGS						ACRES OWNED	TOTAL ACRES	PRV (\$M)
			OWNED		LEASED		OTHER				
			COUNT	SQFT	COUNT	SQFT	COUNT	SQFT			
* OTHER SITE(S) : 3			0	0	0	0	0	0	15,730	0.1	
Northern Mariana Islands Total:			0	0	0	0	0	0	15,730	0.1	
Ohio											
Bratenahl	Navy Active	Cleveland	11	77,147	0	0	0	0	27	31	19.5
NOSC Columbus	Navy Reserve	Columbus	8	136,503	0	0	0	0	24	24	28.0
NOSC Toledo	Navy Reserve	Toledo	3	52,591	0	0	0	0	14	14	13.5
* OTHER SITE(S) : 4			11	135,203	0	0	0	0	9	24	27.9
Ohio Total:			33	401,444	0	0	0	0	75	93	89.0
Oklahoma											
* OTHER SITE(S) : 1			0	0	1	3,714	0	0	0	0	0.9
Oklahoma Total:			0	0	1	3,714	0	0	0	0	0.9
Oregon											
Naval Weapons Systems Training Facility Boardman	Navy Active	Boardman	4	8,248	0	0	0	0	19,223	62,871	22.2
NOSC Portland	Navy Reserve	Portland	6	69,727	0	0	0	0	14	14	22.3
* OTHER SITE(S) : 2			5	21,337	0	0	0	0	0	39	6.7
Oregon Total:			15	99,312	0	0	0	0	19,237	62,924	51.2
Pennsylvania											
CSO NS Philadelphia	Navy Active	Philadelphia	1	1,000	0	0	0	0	0	0	13.0
CSO Philadelphia PA NH	Navy Active	Philadelphia	55	698,061	0	0	0	0	49	49	287.9
CSO Warminster NAWC-AD	Navy Active	Warminster	63	1,410,278	0	0	0	0	542	542	521.6
NAS JRB Willow Grove	Navy Active	Willow Grove	94	983,812	0	0	0	0	835	918	438.2
NAS JRB Willow Grove Shenandoah Woods	Navy Active	Warminster	43	338,384	0	0	0	0	0	0	57.5
NOSC Erie	Navy Reserve	Erie	1	71,350	0	0	0	0	6	6	17.8
NOSC Mc Lehigh Valley	Navy Reserve	Bethlehem	7	65,212	0	0	0	0	19	19	15.5
NOSC Pittsburgh	Navy Reserve	Pittsburgh	4	66,135	0	0	0	0	13	13	15.4
NOSC Reading	Navy Reserve	Reading	4	38,160	0	0	0	0	7	7	10.3
NSA Mechanicsburg	Navy Active	Mechanicsburg	118	8,638,762	2	1,100	0	0	818	818	1,424.6
NSA Mechanicsburg Det Philadelphia	Navy Active	Philadelphia	27	2,243,959	0	0	0	0	134	134	653.7
NSA Mechanicsburg Det Philadelphia Annex PNBC	Navy Active	Philadelphia	47	2,275,316	0	0	0	0	262	262	1,006.8
Ord Research Lab Univ Park	Navy Active	State College	5	90,740	0	0	0	0	0	1	27.7

* US Locations that do not meet criteria of at least ten (10) Acres AND at least \$10M PRV. US Territories and Non-US Locations that do not meet criteria of at least ten (10) Acres OR at least \$10M PRV.

DEPARTMENT OF DEFENSE - Navy
Base Structure Report - As of 30 Sept 2012

SITE	COMPONENT	NAME NEAREST CITY	BUILDINGS						ACRES OWNED	TOTAL ACRES	PRV (\$M)
			OWNED		LEASED		OTHER				
			COUNT	SQFT	COUNT	SQFT	COUNT	SQFT			
* OTHER SITE(S) : 4			13	81,573	0	0	0	0	14	14	20.8
Pennsylvania Total:			482	17,002,742	2	1,100	0	0	2,700	2,784	4,510.9
<u>Puerto Rico</u>											
Naval Activity Puerto Rico	Navy Active	Roosevelt	1,246	4,939,765	0	0	1	52,255	8,193	8,239	1,550.1
NSGA Sabana Seca	Navy Active	Sabana Seca	169	456,796	0	0	0	0	2,778	2,927	150.6
* OTHER SITE(S) : 9			23	72,641	0	0	0	0	1,250	1,367	33.3
Puerto Rico Total:			1,438	5,469,202	0	0	1	52,255	12,221	12,534	1,734.0
<u>Rhode Island</u>											
Anchorage	Navy Active	Middletown	105	339,249	0	0	0	0	0	0	55.6
CSO Davisville CBC	Navy Active	Davisville	162	2,643,843	0	0	0	0	910	910	638.9
Fort Adams	Navy Active	Newport	20	97,544	0	0	0	0	24	24	21.5
Gould Island	Navy Active	Jamestown	1	28,155	0	0	0	0	13	13	14.4
NS Newport	Navy Active	Newport	278	5,518,160	0	0	0	0	1,327	1,329	2,036.1
NS Newport Capehart North	Navy Active	Portsmouth	133	356,847	0	0	0	0	0	0	56.0
NS Newport Capehart South	Navy Active	Middletown	124	458,322	0	0	0	0	0	0	64.6
NS Newport Greene Lane	Navy Active	Middletown	148	614,159	0	0	0	0	0	0	96.7
NS Newport Melville	Navy Active	Portsmouth	36	84,592	0	0	0	0	24	24	198.2
NS Newport Naval Hospital	Navy Active	Newport	23	421,165	0	0	0	0	0	0	166.4
* OTHER SITE(S) : 1			9	21,919	0	0	0	0	0	0	3.2
Rhode Island Total:			1,039	10,583,955	0	0	0	0	2,298	2,299	3,351.5
<u>South Carolina</u>											
Naval Health Clinic Charleston	Navy Active	Charleston	3	386,429	0	0	0	0	23	24	114.4
NAVHOSP Beaufort	Navy Active	Beaufort	21	432,412	0	0	33	90,213	126	127	234.5
* OTHER SITE(S) : 2			2	45,298	0	0	1	23,890	6	10	14.0
South Carolina Total:			26	864,139	0	0	34	114,103	155	161	363.0
<u>Tennessee</u>											
NOSC Chattanooga	Navy Reserve	Chattanooga	3	45,944	0	0	0	0	0	8	11.1
NSA Midsouth Memphis	Navy Active	Millington	151	2,531,804	23	36,518	370	765,262	1,475	1,871	733.1
NSWC Carderock Div	Navy Active	Memphis	4	486,354	0	0	0	0	61	147	131.8
* OTHER SITE(S) : 5			4	45,132	3	710	1	64	11	11	19.2
Tennessee Total:			162	3,109,234	26	37,228	371	765,326	1,546	2,037	895.3
<u>Texas</u>											
ALF Cabaniss	Navy Active	Corpus Christi	3	5,520	0	0	0	0	931	953	58.9

* US Locations that do not meet criteria of at least ten (10) Acres AND at least \$10M PRV. US Territories and Non-US Locations that do not meet criteria of at least ten (10) Acres OR at least \$10M PRV.

DEPARTMENT OF DEFENSE - Navy
Base Structure Report - As of 30 Sept 2012

SITE	COMPONENT	NAME NEAREST CITY	BUILDINGS						ACRES OWNED	TOTAL ACRES	PRV (\$M)
			OWNED		LEASED		OTHER				
			COUNT	SQFT	COUNT	SQFT	COUNT	SQFT			
ALF Orange	Navy Active	Orange Grove	18	18,364	0	0	0	0	1,596	1,596	104.8
ALF Waldron	Navy Active	Corpus Christi	2	4,000	0	0	0	0	901	903	55.3
Aransas County Airport	Navy Active	Rockport	0	0	0	0	0	0	0	0	15.9
Dixie Target Range	Navy Active	Seven Sisters	9	19,848	0	0	0	0	6,761	7,825	43.1
Nalf Goliad	Navy Active	Berclair	4	7,227	0	0	0	0	1,136	1,136	69.5
NAS Corpus Christi	Navy Active	Corpus Christi	295	5,419,263	0	0	10	199,528	2,625	2,630	1,491.9
NAS JRB Fort Worth	Navy Active	Fort Worth	274	3,055,190	0	0	87	425,586	2,081	2,342	1,066.5
NAS Kingsville	Navy Active	Kingsville	160	1,172,922	0	0	0	0	3,987	3,987	545.5
NOSC Harlingen	Navy Reserve	Harlingen	3	64,467	0	0	0	0	0	15	12.1
NOSC San Antonio	Navy Reserve	San Antonio	10	775,983	0	0	0	0	14	14	127.9
NS Ingleside	Navy Active	Ingleside	88	859,256	0	0	1	10,640	0	2	301.1
NWIRP Dallas	Navy Active	Dallas	118	4,702,583	0	0	0	0	425	425	939.1
* OTHER SITE(S) : 18			38	238,191	1	1,686	2	22,576	261	3,198	59.8
Texas Total:			1,022	16,342,814	1	1,686	100	658,330	20,718	25,024	4,891.5
Utah											
NAVSUPDET Monterey Det	Navy Active	Magna	136	379,427	0	0	0	0	512	512	136.7
Utah Total:			136	379,427	0	0	0	0	512	512	136.7
Vermont											
* OTHER SITE(S) : 1			1	19,616	0	0	0	0	5	5	4.2
Vermont Total:			1	19,616	0	0	0	0	5	5	4.2
Virginia											
ALF Fentress Chesapeake	Navy Active	Virginia Beach	13	21,076	0	0	0	0	2,527	2,741	59.2
Arlington Service Center	Navy Active	Arlington	10	249,333	0	0	4	8,256	18	31	65.0
Cheatham Annex	Navy Active	Williamsburg	193	3,227,310	0	0	0	0	1,567	2,360	678.3
Craney Island	Navy Active	Portsmouth	30	63,419	0	0	0	0	906	927	373.7
Elizabeth River Channel	Navy Active	Norfolk	5	13,897	0	0	0	0	0	11	36.6
Fort Story	Navy Active	Norfolk	227	1,230,104	0	0	95	463,701	1,450	1,452	486.6
Midway Research Center	Navy Active	Stafford	8	25,908	0	0	0	0	162	162	10.8
NAS Oceana	Navy Active	Virginia Beach	285	4,007,344	0	0	56	110,214	776	1,087	1,540.4
NAS Oceana Dam Neck	Navy Active	Virginia Beach	173	3,280,661	0	0	102	915,919	1,919	1,920	1,014.4
NAS Oceana Midway Manor	Navy Active	Virginia Beach	2	2,105	0	0	179	636,546	97	100	83.5
NAS Oceana NEXCOM Headquarters	Navy Active	Virginia Beach	2	93,960	1	25,166	0	0	10	10	22.3
Naval Medical Center Portsmouth	Navy Active	Portsmouth	36	2,215,315	0	0	3	5,891	111	111	905.5
NAVPHIBASE Little Creek	Navy Active	Norfolk	380	4,689,364	0	0	376	1,066,154	2,143	2,282	1,835.7
NNSY Substa	Navy Active	Portsmouth	2	24,912	0	0	0	0	0	0	19.0
NOSC Richmond	Navy Reserve	Chesterfield	4	46,566	0	0	0	0	10	10	10.3

* US Locations that do not meet criteria of at least ten (10) Acres AND at least \$10M PRV. US Territories and Non-US Locations that do not meet criteria of at least ten (10) Acres OR at least \$10M PRV.

DEPARTMENT OF DEFENSE - Navy
Base Structure Report - As of 30 Sept 2012

SITE	COMPONENT	NAME NEAREST CITY	BUILDINGS						ACRES OWNED	TOTAL ACRES	PRV (\$M)
			OWNED		LEASED		OTHER				
			COUNT	SQFT	COUNT	SQFT	COUNT	SQFT			
NS Norfolk	Navy Active	Norfolk	527	15,511,881	0	0	369	1,456,926	3,599	3,603	5,498.5
NSA Norfolk	Navy Active	Norfolk	205	2,388,704	0	0	676	2,046,947	801	801	925.7
NSA Norfolk Fire Fighters School	Navy Active	Norfolk	6	45,371	0	0	0	0	12	13	13.7
NSA Norfolk Lafayette Rvr Complex	Navy Active	Norfolk	11	255,805	0	0	2	13,395	20	20	66.7
NSA Norfolk New Gosport/NNSY	Navy Active	Portsmouth	4	28,846	0	0	0	0	57	57	17.9
NSA Norfolk NSY	Navy Active	Portsmouth	172	6,068,878	0	0	11	64,215	551	585	2,262.3
NSA Norfolk NW Chesapeake	Navy Active	Chesapeake	196	934,964	0	0	0	0	2,805	3,798	343.7
NSA Norfolk Scott Center	Navy Active	Portsmouth	18	356,154	0	0	0	0	0	0	72.6
NSA Norfolk SDA Area	Navy Active	Norfolk	17	984,169	0	0	0	0	90	91	154.6
NSA Norfolk Shipyard 1	Navy Active	Portsmouth	2	2,180	0	0	0	0	0	0	23.5
NSA Norfolk South Gate	Navy Active	Portsmouth	22	166,004	0	0	0	0	63	63	86.9
NSA Norfolk St Helena Norfolk	Navy Active	Norfolk	4	7,414	0	0	0	0	12	12	39.2
NSA Norfolk St Juliens Creek Annex	Navy Active	Portsmouth	79	674,182	0	0	0	0	490	499	219.7
NSA Norfolk Stanley Court/NNSY	Navy Active	Portsmouth	0	0	0	0	80	161,865	16	16	20.2
NSA Norfolk Supships Newport News	Navy Active	Newport News	0	0	0	0	65	171,518	0	0	37.7
NSA South Potomac	Navy Active	Dahlgren	326	3,039,045	0	0	259	385,220	2,677	2,677	1,072.4
NSA South Potomac Pumpkin Neck	Navy Active	King George	24	46,701	0	0	0	0	1,641	1,641	23.7
NWS Yorktown	Navy Active	Yorktown	435	2,974,678	0	0	197	578,581	10,356	10,637	998.1
St Juliens Creek West	Navy Active	Portsmouth	31	224,843	0	0	0	0	0	0	57.2
Wallops Island	Navy Active	Wallops Island	93	407,949	0	0	0	0	5	90	119.9
Yorktown Fuel Depot	Navy Active	Yorktown	48	23,471	0	0	0	0	111	111	126.4
* OTHER SITE(S) : 36			55	196,999	0	0	2	330	12,815	23,705	44.3
Virginia Total:			3,645	53,529,513	1	25,166	2,476	8,085,678	47,818	61,625	19,366.1

Washington

Bremerton	Navy Active	Bremerton	95	2,804,337	0	0	61	188,557	117	120	1,551.2
Bremerton RR	Navy Active	Shelton	0	0	0	0	0	0	1,232	1,232	29.4
Jackson Park Hsg	Navy Active	Bremerton	468	1,754,877	0	0	0	0	209	209	468.5
Jim Creek	Navy Active	Oso	63	126,426	0	0	0	0	3,839	4,901	116.9
Keyport NUWC	Navy Active	Keyport	156	1,296,586	0	0	34	66,885	356	358	504.8
Manchester	Navy Active	Bremerton	22	92,396	0	0	0	0	234	234	309.4
Marysville	Navy Active	Marysville	13	280,788	0	0	0	0	52	52	71.4
NAS Whidbey Island	Navy Active	Oak Harbor	237	3,048,939	0	0	160	419,996	4,358	4,361	1,744.2
NAS Whidbey Island Sea Plane Base	Navy Active	Oak Harbor	73	568,553	0	0	937	2,632,276	2,784	2,785	712.6
NAVBASE Kitsap Bremerton	Navy Active	Bangor	608	5,381,240	0	0	359	2,142,164	6,603	6,609	3,256.9
NAVMAG Indian Island	Navy Active	Port Townsend	161	490,094	0	0	0	0	2,716	2,716	330.8
NOSC Spokane	Navy Reserve	Spokane	9	68,291	0	0	0	0	23	23	16.8
NS Everett	Navy Active	Everett	62	974,287	0	0	0	0	213	213	580.9
OLF Coupeville	Navy Active	Coupeville	6	6,566	0	0	3	2,262	664	1,060	43.5

* US Locations that do not meet criteria of at least ten (10) Acres AND at least \$10M PRV. US Territories and Non-US Locations that do not meet criteria of at least ten (10) Acres OR at least \$10M PRV.

DEPARTMENT OF DEFENSE - Navy
Base Structure Report - As of 30 Sept 2012

SITE	COMPONENT	NAME NEAREST CITY	BUILDINGS						ACRES OWNED	TOTAL ACRES	PRV (\$M)
			OWNED		LEASED		OTHER				
			COUNT	SQFT	COUNT	SQFT	COUNT	SQFT			
Pacific Beach	Navy Active	Pacific Beach	46	194,014	0	0	0	0	6	9	48.9
Park Avenue Garage	Navy Active	Bremerton	0	0	0	0	0	0	2	2	19.2
Shipyards Puget Sound	Navy Active	Bremerton	154	3,939,383	1	11,992	1	100	570	570	2,487.8
Silverdale	Navy Active	Silverdale	0	0	1	38,601	0	0	0	0	11.2
* OTHER SITE(S) : 43			21	18,432	0	0	35	105,770	1,709	1,717	35.3
Washington Total:			2,194	21,045,209	2	50,593	1,590	5,558,010	25,687	27,171	12,339.7
West Virginia											
Allegany Ballistics Lab	Navy Active	Keyser	170	1,724,413	0	0	0	0	1,639	1,785	496.6
NIOC Sugar Grove	Navy Active	Sugar Grove	50	158,627	1	200	43	136,162	647	647	109.7
NIOC Sugar Grove 1	Navy Active	Sugar Grove	25	115,668	0	0	0	0	0	0	52.7
* OTHER SITE(S) : 1			1	16,437	0	0	0	0	0	0	3.5
West Virginia Total:			246	2,015,145	1	200	43	136,162	2,286	2,432	662.6
Wisconsin											
NOSC Green Bay	Navy Reserve	Ashwaubenon	2	41,861	0	0	0	0	10	10	10.4
NOSC Milwaukee	Navy Reserve	Milwaukee	1	57,848	0	0	0	0	0	6	14.3
Wisconsin Total:			3	99,709	0	0	0	0	10	16	24.7
US/US Territories Total:			36,635	365,264,277	446	2,186,212	19,162	67,178,615	599,011	2,097,646	175,075.2

* US Locations that do not meet criteria of at least ten (10) Acres AND at least \$10M PRV. US Territories and Non-US Locations that do not meet criteria of at least ten (10) Acres OR at least \$10M PRV.

DEPARTMENT OF DEFENSE - Navy
Base Structure Report - As of 30 Sept 2012

SITE	COMPONENT	NAME NEAREST CITY	BUILDINGS						ACRES OWNED	TOTAL ACRES	PRV (\$M)
			OWNED		LEASED		OTHER				
			COUNT	SQFT	COUNT	SQFT	COUNT	SQFT			
Australia											
NAVCOMMSTA H E Holt Exmouth	Navy Active	Northwest Cape	0	0	0	0	50	406,553	0	5,099	310.4
* OTHER SITE(S) : 2			0	0	0	0	0	0	0	14,973	0.0
Australia Total:			0	0	0	0	50	406,553	0	20,072	310.4
Bahamas											
AUTEC Salvador Point	Navy Active	Andros Island	10	11,395	0	0	0	0	0	31	14.8
* OTHER SITE(S) : 5			150	662,416	0	0	0	0	0	509	379.4
Bahamas Total:			160	673,811	0	0	0	0	0	541	394.2
Bahrain											
NSA Bahrain	Navy Active	Manama	145	1,149,779	1	483	1	308	0	66	531.6
NSA Bahrain - Banz Wrhs Compound	Navy Active	Al Jufayr	2	811	15	979,916	0	0	0	14	206.1
NSA Bahrain - Dependent School	Navy Active	Al Jufayr	2	243	7	261,584	0	0	0	26	93.3
* OTHER SITE(S) : 7			79	151,440	9	193,681	0	0	0	0	287.4
Bahrain Total:			228	1,302,273	32	1,435,664	1	308	0	106	1,118.4
Br Indian Ocean Territories											
NAVSUPPFAC Diego Garcia	Navy Active	Diego Garcia, Naval Fac	626	2,698,277	0	0	0	0	0	7,000	2,829.3
Br Indian Ocean Territories Total:			626	2,698,277	0	0	0	0	0	7,000	2,829.3
Canada											
* OTHER SITE(S) : 2			0	0	1	144	0	0	0	1	0.1
Canada Total:			0	0	1	144	0	0	0	1	0.1
Cuba											
NS Guantanamo Bay	Navy Active	Guantanamo Bay	1,431	6,041,051	0	0	6	9,844	0	28,817	3,310.8
Cuba Total:			1,431	6,041,051	0	0	6	9,844	0	28,817	3,310.8
Djibouti											
* OTHER SITE(S) : 1			1,060	735,938	0	0	0	0	0	0	430.2
Djibouti Total:			1,060	735,938	0	0	0	0	0	0	430.2
Egypt											
* OTHER SITE(S) : 2			21	94,913	16	46,386	0	0	0	3	55.6
Egypt Total:			21	94,913	16	46,386	0	0	0	3	55.6

* US Locations that do not meet criteria of at least ten (10) Acres AND at least \$10M PRV. US Territories and Non-US Locations that do not meet criteria of at least ten (10) Acres OR at least \$10M PRV.

DEPARTMENT OF DEFENSE - Navy
Base Structure Report - As of 30 Sept 2012

SITE	COMPONENT	NAME NEAREST CITY	BUILDINGS						ACRES OWNED	TOTAL ACRES	PRV (\$M)
			OWNED		LEASED		OTHER				
			COUNT	SQFT	COUNT	SQFT	COUNT	SQFT			
Greece											
NSA Soudha Bay	Navy Active	Soudha Bay	50	466,598	0	0	0	0	0	101	263.6
* OTHER SITE(S) : 7			21	75,625	1	2,453	21	94,134	0	0	63.3
Greece Total:			71	542,222	1	2,453	21	94,134	0	101	327.0
Hong Kong											
* OTHER SITE(S) : 1			0	0	1	5,055	0	0	0	0	1.3
Hong Kong Total:			0	0	1	5,055	0	0	0	0	1.3
Iceland											
Grindavik, Iceland	Navy Active	Grindavik	7	18,421	0	0	0	0	0	1,049	19.8
Iceland Total:			7	18,421	0	0	0	0	0	1,049	19.8
Italy											
Capodichino	Navy Active	Naples	69	1,333,234	0	0	0	0	0	58	541.8
Carney Park	Navy Active	Naples	23	21,331	4	10,430	0	0	0	53	25.2
Gaeta	Navy Active	Gaeta	0	0	2	5,226	4	11,785	0	12	10.6
NAS 1 Support Area	Navy Active	Catania	54	1,110,899	1	67,800	0	0	0	10	478.3
NAS Sigonella	Navy Active	Sigonella Sicily	157	1,578,793	0	0	4	16,702	0	315	838.8
NAS Sigonella Belpasso Hsg	Navy Active	Catania	1	11,646	150	958,995	0	0	0	104	206.9
NATO Ordnance Facility	Navy Active	Sigonella Sicily	28	84,521	0	0	0	0	0	172	49.2
NSA Naples Support Site	Navy Active	Naples	2	200,349	160	3,270,344	0	0	0	228	935.0
* OTHER SITE(S) : 13			26	108,465	14	461,372	6	28,450	0	11	177.1
Italy Total:			360	4,449,237	331	4,774,167	14	56,937	0	964	3,263.0
Japan											
Akasaki POL Dep	Navy Active	Sasebo	45	109,920	0	0	43	187,737	0	182	449.2
Awase	Navy Active	Kadena Air Base Okinawa	6	12,702	0	0	0	0	0	118	18.0
Azuma	Navy Active	Yokosuka	42	54,261	0	0	41	145,632	0	201	452.7
Camp Shields	Navy Active	Camp Shields-Okinawa	35	150,076	0	0	19	360,486	0	88	217.1
COMFLEACT Kadena Okinawa	Navy Active	Kadena Air Base Okinawa	131	774,255	0	0	1	26,508	0	120	324.9
COMFLEACT Sasebo	Navy Active	Sasebo	82	130,041	0	0	173	2,133,862	0	7,734	994.8
COMFLEACT Yokosuka	Navy Active	Yokosuka	277	489,134	0	0	559	10,374,826	0	2,662	4,679.8
Hachinohe POL Dep	Navy Active	Hachinohe	12	7,600	0	0	12	10,252	0	46	141.8
Hario Housing Area	Navy Active	Sasebo	32	15,767	0	0	79	1,194,800	0	87	311.0
Hario Shima Ammo	Navy Active	Sasebo	29	45,643	0	0	15	62,992	0	487	92.3
Ikego Housing Area	Navy Active	Ikego	39	48,969	0	0	136	2,185,381	0	708	622.3

* US Locations that do not meet criteria of at least ten (10) Acres AND at least \$10M PRV. US Territories and Non-US Locations that do not meet criteria of at least ten (10) Acres OR at least \$10M PRV.

DEPARTMENT OF DEFENSE - Navy
Base Structure Report - As of 30 Sept 2012

SITE	COMPONENT	NAME NEAREST CITY	BUILDINGS						ACRES OWNED	TOTAL ACRES	PRV (\$M)
			OWNED		LEASED		OTHER				
			COUNT	SQFT	COUNT	SQFT	COUNT	SQFT			
Iorizaki POL Dep	Navy Active	Sasebo	5	154	0	0	4	7,744	0	56	214.1
Iwo Jima-3181	Navy Active	Iwo Jima Island	0	0	0	0	46	331,070	0	243	310.8
Kami Seya	Navy Active	Kami Seya	105	321,029	0	0	13	137,004	0	587	183.2
Kisarazu-JGSDF	Navy Active	Kisarazu	11	15,687	0	0	33	341,456	0	514	244.6
Maebata	Navy Active	Sasebo	39	60,704	0	0	43	288,076	0	144	140.5
NAF Atsugi	Navy Active	Atsugi	325	703,059	0	0	282	3,843,014	0	1,237	1,612.7
NAF Misawa	Navy Active	Misawa AFB	72	909,126	0	0	6	3,048	27	27	313.8
Negishi Dh Area	Navy Active	Yokohama	63	20,531	0	0	238	724,628	0	111	292.1
Sakibe	Navy Active	Sasebo	7	21,291	0	0	1	8,061	0	32	14.7
Totsuka-NCTS	Navy Active	Totsuka	26	19,560	0	0	11	52,356	0	191	56.1
Tsurumi POL Dep	Navy Active	Yokohama	32	11,533	0	0	20	59,217	0	46	179.7
Urigo Ordinance	Navy Active	Yokosuka	13	18,895	0	0	31	181,187	0	48	114.6
White Beach	Navy Active	White Beach Nav Inst	68	164,299	0	0	10	141,647	0	290	192.8
Yokohama No Dock	Navy Active	Yokohama	8	83,724	0	0	9	269,242	3	20	80.0
Yokose POL Dep	Navy Active	Sasebo	10	2,143	0	0	3	6,149	0	153	361.3
* OTHER SITE(S) : 12			17	26,256	0	0	13	223,298	0	648	269.4
Japan Total:			1,531	4,216,358	0	0	1,841	23,299,673	30	16,780	12,884.4
Kenya											
* OTHER SITE(S) : 1			6	19,770	0	0	0	0	0	0	41.4
Kenya Total:			6	19,770	0	0	0	0	0	0	41.4
Kuwait											
* OTHER SITE(S) : 1			0	0	0	0	3	19,363	0	0	4.7
Kuwait Total:			0	0	0	0	3	19,363	0	0	4.7
Oman											
* OTHER SITE(S) : 1			8	32,927	0	0	0	0	0	0	7.9
Oman Total:			8	32,927	0	0	0	0	0	0	7.9
Peru											
* OTHER SITE(S) : 2			4	38,334	0	0	1	235	0	0	12.0
Peru Total:			4	38,334	0	0	1	235	0	0	12.0
Portugal											
* OTHER SITE(S) : 1			0	0	0	0	2	1,832	0	0	0.6

* US Locations that do not meet criteria of at least ten (10) Acres AND at least \$10M PRV. US Territories and Non-US Locations that do not meet criteria of at least ten (10) Acres OR at least \$10M PRV.

DEPARTMENT OF DEFENSE - Navy
Base Structure Report - As of 30 Sept 2012

SITE	COMPONENT	NAME NEAREST CITY	BUILDINGS						ACRES OWNED	TOTAL ACRES	PRV (\$M)
			OWNED		LEASED		OTHER				
			COUNT	SQFT	COUNT	SQFT	COUNT	SQFT			
		Portugal Total:	0	0	0	0	2	1,832	0	0	0.6
Singapore											
* OTHER SITE(S) : 2			0	0	95	571,564	74	428,062	0	0	242.1
		Singapore Total:	0	0	95	571,564	74	428,062	0	0	242.1
South Korea											
Fleet Activities Chinhae	Navy Active	Chinhae	114	346,863	0	0	0	0	0	91	104.0
* OTHER SITE(S) : 7			37	175,615	0	0	88	291,501	0	6	310.6
		South Korea Total:	151	522,478	0	0	88	291,501	0	97	414.6
Spain											
NS Rota	Navy Active	Rota	923	3,800,505	0	0	0	0	0	5,962	2,332.5
* OTHER SITE(S) : 2			1	2,596	0	0	1	6,335	0	1	2.8
		Spain Total:	924	3,803,101	0	0	1	6,335	0	5,963	2,335.2
United Arab Emirates											
NSA Bahrain - Jebel Ali	Navy Active	Dubai	4	5,825	28	99,060	0	0	0	25	15.7
* OTHER SITE(S) : 1			0	0	5	39,957	0	0	0	0	13.1
		United Arab Emirates Total:	4	5,825	33	139,017	0	0	0	25	28.8
		Overseas Total:	6,592	25,194,937	510	6,974,450	2,102	24,614,777	30	81,519	28,031.8
		Worldwide Totals By Reporting Component:	43,227	390,459,214	956	9,160,662	21,264	91,793,392	599,040	2,179,165	203,107.0

* US Locations that do not meet criteria of at least ten (10) Acres AND at least \$10M PRV. US Territories and Non-US Locations that do not meet criteria of at least ten (10) Acres OR at least \$10M PRV.

DEPARTMENT OF DEFENSE - Air Force
Base Structure Report - As of 30 Sept 2012

SITE	COMPONENT	NAME NEAREST CITY	BUILDINGS						ACRES OWNED	TOTAL ACRES	PRV (\$M)
			OWNED		LEASED		OTHER				
			COUNT	SQFT	COUNT	SQFT	COUNT	SQFT			
Alabama											
Abston ANGS	AF Guard	Montgomery	8	81,723	0	0	0	0	0	27	16.1
Birmingham Airport	AF Guard	Birmingham	39	347,364	0	0	0	0	0	140	109.1
Maxwell AFB	AF Active	Maxwell AFB	231	4,763,124	0	0	0	0	2,528	3,543	1,241.9
Maxwell AFB Gunter Annex	AF Active	Gunter AFB	58	1,748,145	2	31,347	0	0	353	371	363.6
Montgomery ANGS	AF Guard	Montgomery	6	65,123	0	0	0	0	12	12	12.1
Montgomery Regional Airport ANGB	AF Guard	Montgomery	45	369,669	0	0	0	0	0	70	99.1
* OTHER SITE(S) : 6			24	186,030	0	0	0	0	10	234	35.9
Alabama Total:			411	7,561,178	2	31,347	0	0	2,903	4,397	1,877.9
Alaska											
Barter Island Dew Station Bar	AF Active	Kaktovik	7	65,887	0	0	0	0	0	641	246.5
Big Mountain Radio Relay Site	AF Active	Iliamna	0	0	0	0	0	0	0	402	52.9
Birch Lake Recreation Annex	AF Active	Fairbanks	32	18,046	0	0	0	0	49	51	13.9
Blair Lake Air Force Rangeex	AF Active	Fairbanks	3	31,600	0	0	0	0	0	33,963	31.2
Cape Lisburne Long Range Radar Site	AF Active	Point Hope	7	46,258	0	0	0	0	0	1,125	156.8
Cape Newenham Long Range Radar Site	AF Active	Platinum	5	42,925	0	0	0	0	0	2,359	173.2
Cape Romanzof Long Range Radar Site	AF Active	Hooper Bay	8	36,745	0	0	0	0	0	4,900	58.2
Chena River Research Site	AF Active	Fairbanks	2	420	0	0	0	0	3,791	3,791	70.5
Clear AB	AF Active	Clear A.F.B.	55	885,500	0	0	0	0	11,438	11,438	655.0
Cold Bay Long Range Radar Site	AF Active	Cold Bay	5	13,548	0	0	0	0	0	208	49.9
Eareckson AS	AF Active	Shemya Station	59	1,135,188	0	0	0	0	0	3,520	2,418.7
Eielson AFB	AF Active	North Pole	492	6,538,150	123	1,028,875	2	83,326	24,383	24,429	4,458.1
Elmendorf AFB	AF Active	Elmendorf AFB	410	8,175,070	0	0	2	5,363	20,813	22,275	4,567.6
Flaxman Island Range Radar Site	AF Active	Deadhorse	12	25,438	0	0	0	0	0	605	103.4
Fort Richardson	AF Active	Fort Richardson	479	5,615,559	0	0	0	0	60,654	60,938	3,161.2
Fort Yukon Long Range Radar Site	AF Active	Fort Yukon	6	47,303	0	0	0	0	0	84	26.1
Haarp Research Station	AF Active	Gakona	23	14,720	0	0	10	31,174	5,408	5,408	64.0
Indian Mountain Long Range Radar Site	AF Active	Hughes	8	33,230	0	0	0	0	0	4,226	178.4
Indian Mountain Research Site	AF Active	Fairbanks	0	0	0	0	0	0	447	447	11.4
Kalakaket Creek Radio Relay Site	AF Active	Ruby	0	0	0	0	0	0	0	316	27.0
King Salmon Airport	AF Active	King Salmon	2	9,366	0	0	52	365,294	192	928	959.3
Kotzebue Long Range Radar Site	AF Active	Kotzebue	2	4,511	0	0	0	0	0	676	14.4
Lonely Short Range Radar Site	AF Active	Barrow	0	0	0	0	13	27,465	0	1,082	173.8
Nikolski Radio Relay Site	AF Active	Nikolski	1	120	0	0	0	0	0	323	15.2
Nome Field	AF Active	Nome	1	384	0	0	0	0	7	7	10.4
North River Radio Relay Site	AF Active	Unalakleet	0	0	0	0	0	0	0	144	23.3

* US Locations that do not meet criteria of at least ten (10) Acres AND at least \$10M PRV. US Territories and Non-US Locations that do not meet criteria of at least ten (10) Acres OR at least \$10M PRV.

DEPARTMENT OF DEFENSE - Air Force
Base Structure Report - As of 30 Sept 2012

SITE	COMPONENT	NAME NEAREST CITY	BUILDINGS						ACRES OWNED	TOTAL ACRES	PRV (\$M)
			OWNED		LEASED		OTHER				
			COUNT	SQFT	COUNT	SQFT	COUNT	SQFT			
Oliktok Long Range Radar Site	AF Active	Deadhorse	4	36,572	0	0	0	0	160	832	111.7
Point Barrow Long Range Radar Site	AF Active	Barrow	0	0	0	0	6	52,965	0	266	95.6
Point Lay Long Range Radar Site	AF Active	Point Lay	3	25,036	0	0	0	0	0	1,442	81.9
Sparrevohn Long Range Radar Site	AF Active	Lime Village	7	37,855	0	0	0	0	0	1,179	183.6
Tatalina Long Range Radar Site	AF Active	McGrath	7	37,367	0	0	0	0	0	4,970	83.6
Ted Stevens IAP	AF Guard	Anchorage	37	424,900	0	0	0	0	0	129	232.5
Tin City Long Range Radar Site	AF Active	Wales	6	83,453	0	0	0	0	38	723	190.5
Wainwright Short Range Radar Site	AF Active	Wainwright	3	2,628	0	0	5	19,994	0	1,519	148.5
Yukon Weapons Range	AF Active	Fairbanks	8	7,337	0	0	0	0	118	246	11.9
* OTHER SITE(S) : 35			29	21,542	0	0	0	0	123	13,645	38.2
Alaska Total:			1,723	23,416,658	123	1,028,875	90	585,581	127,620	209,237	18,898.5
Arizona											
Air Force Plant 44	AF Active	Tucson	71	1,030,468	0	0	0	0	2,208	2,215	249.0
Davis-Monthan AFB	AF Active	Davis Monthan AFB	516	4,776,201	0	0	1	18,704	5,131	10,668	1,972.8
Gila Bend Air Force Auxiliary Field	AF Active	Gila Bend	42	143,630	0	0	0	0	640	1,886	115.5
Luke AFB	AF Active	Luke AFB	360	3,752,503	0	0	0	0	2,933	4,833	1,410.2
Luke Air Force Auxiliary Field 1	AF Active	Wittmann	1	600	0	0	0	0	400	1,105	152.5
Luke Waste Annex	AF Active	Glendale	11	27,847	0	0	0	0	0	46	16.2
Mesa Research Site	AF Active	Mesa	10	97,959	0	0	0	0	7	7	34.6
Papago ANG	AF Guard	Phoenix	4	40,364	0	0	0	0	0	12	10.2
Sky Harbor IAP	AF Guard	Phoenix	18	277,865	0	0	0	0	0	60	99.0
The Barry M Goldwater Air Force Range	AF Active	Gila Bend	9	8,708	0	0	0	0	103,163	1,753,512	172.1
Tucson IAP	AF Guard	Tucson	39	598,497	0	0	1	3,000	94	98	186.1
Williams AFB	AF Active	Mesa	2	3,368	0	0	0	0	145	145	37.0
* OTHER SITE(S) : 9			50	75,803	0	0	0	0	380	500	43.8
Arizona Total:			1,133	10,833,813	0	0	2	21,704	115,100	1,775,087	4,498.8
Arkansas											
Fort Smith MAP	AF Guard	Fort Smith	41	386,144	0	0	0	0	0	142	113.6
Little Rock AFB	AF Active	Romance	358	4,151,406	0	0	0	0	6,772	6,929	1,458.4
* OTHER SITE(S) : 5			28	22,981	0	0	0	0	371	893	8.0
Arkansas Total:			427	4,560,531	0	0	0	0	7,143	7,964	1,580.0
California											
Air Force Plant 42	AF Active	Palmdale	113	3,415,871	0	0	0	0	6,131	6,131	1,428.2
Beale AFB	AF Active	Beale AFB	326	3,009,243	0	0	0	0	22,439	22,451	2,025.0

* US Locations that do not meet criteria of at least ten (10) Acres AND at least \$10M PRV. US Territories and Non-US Locations that do not meet criteria of at least ten (10) Acres OR at least \$10M PRV.

DEPARTMENT OF DEFENSE - Air Force
Base Structure Report - As of 30 Sept 2012

SITE	COMPONENT	NAME NEAREST CITY	BUILDINGS						ACRES OWNED	TOTAL ACRES	PRV (\$M)
			OWNED		LEASED		OTHER				
			COUNT	SQFT	COUNT	SQFT	COUNT	SQFT			
Channel Islands ANGS	AF Guard	Port Hueneme	23	345,323	0	0	0	0	206	206	260.9
Davis Communications Annex Site 1	AF Active	Davis	4	29,524	0	0	0	0	160	160	21.8
Edwards AFB	AF Active	Lancaster	1,223	8,408,191	1	25,913	115	326,021	288,997	307,517	5,595.9
Fort MacArthur FH Annex	AF Active	Long Beach	40	279,006	0	0	0	0	191	193	112.4
Fresno Yosemite International (ANG)	AF Guard	Fresno	32	314,535	0	0	0	0	0	102	130.4
George AFB	AF Active	George AFB	50	530,812	0	0	0	0	3,739	4,055	654.1
Hayward MAP (ANG)	AF Guard	Hayward	17	148,452	0	0	0	0	0	27	45.4
Lincoln Communication Annex	AF Active	Lincoln	2	16,264	0	0	0	0	358	358	23.2
Los Angeles AFB	AF Active	El Segundo	20	959,863	0	0	0	0	54	56	289.8
Los Angeles Air Force Annex No.4	AF Active	Carson	1	85,000	0	0	0	0	23	23	23.6
LWTC, NFAC Site 1	AF Active	San Jose	1	150,906	0	0	1	9,938	0	0	82.1
March AFB	AF Active	Riverside	144	272,509	1	400	0	0	1,543	1,558	356.3
March ARB	AF Reserve	Riverside	206	2,531,430	0	0	0	0	2,138	2,386	1,229.7
Mather AFB	AF Active	Rancho Cordova	183	1,461,949	0	0	0	0	4,359	4,488	1,030.8
McClellan AFB	AF Active	McClellan AFB	359	8,755,372	0	0	1	16,000	2,777	2,873	2,955.8
McClellan FH Annex	AF Active	McClellan AFB	285	644,415	0	0	0	0	7	12	111.3
Moffett Field Site 5	AF Guard	Moffett Field	1	35,745	0	0	0	0	0	0	12.1
MSA Munitions Storage Area Site 2	AF Guard	Fresno	6	28,718	0	0	0	0	0	0	10.3
NAS Moffett Field	AF Guard	Moffett Field	23	295,772	0	0	0	0	148	148	118.7
North Highlands ANGS	AF Guard	North Highlands	16	49,123	0	0	0	0	0	8	14.4
Norwalk	AF Reserve	Norwalk	10	7,837	0	0	0	0	47	55	165.5
Onizuka AFB	AF Active	Sunnyvale	22	612,651	0	0	0	0	23	23	193.3
Ozol Defense Fuel Support Point	AF Active	Martinez	5	4,538	0	0	0	0	54	75	122.3
Pillar Point AFS	AF Active	Half Moon Bay	13	20,524	0	0	0	0	55	55	12.6
Point Arena AFS	AF Active	Point Arena	47	92,706	0	0	0	0	74	83	38.1
Sepulveda National Guard Station	AF Guard	Los Angeles	5	53,296	0	0	0	0	26	26	16.1
Travis AFB	AF Active	Fairfield	378	6,451,942	0	0	0	0	5,130	6,445	3,306.1
Travis Dock Annex	AF Active	Fairfield	0	0	0	0	0	0	0	4	33.5
Travis Water System Annex 2	AF Active	Vacaville	12	23,421	0	0	0	0	206	206	16.7
Tulelake Radar Site	AF Active	Tulelake	4	17,140	0	0	0	0	0	928	23.7
USMC Marine Corp Site 3	AF Guard	Fresno	10	51,185	0	0	0	0	0	15	17.9
Vandenberg AFB	AF Active	Lompoc	660	6,460,360	0	0	3	15,506	98,415	118,312	3,695.6
Vandenberg Oak Mt	AF Active	Lompoc	8	19,645	0	0	0	0	1	5	11.3
* OTHER SITE(S) : 42			83	171,595	0	0	2	1,185	8,401	9,336	91.0
California Total:			4,332	45,754,863	2	26,313	122	368,650	445,703	488,319	24,276.0

Colorado

Buckley AFB	AF Active	Aurora	202	3,375,861	0	0	0	0	3,414	4,239	1,167.4
-------------	-----------	--------	-----	-----------	---	---	---	---	-------	-------	---------

* US Locations that do not meet criteria of at least ten (10) Acres AND at least \$10M PRV. US Territories and Non-US Locations that do not meet criteria of at least ten (10) Acres OR at least \$10M PRV.

DEPARTMENT OF DEFENSE - Air Force
Base Structure Report - As of 30 Sept 2012

SITE	COMPONENT	NAME NEAREST CITY	BUILDINGS						ACRES OWNED	TOTAL ACRES	PRV (\$M)
			OWNED		LEASED		OTHER				
			COUNT	SQFT	COUNT	SQFT	COUNT	SQFT			
Buckley AFB Regional Medical Center	AF Active	Aurora	0	0	1	39,146	0	0	0	0	13.8
Cheyenne Mountain AFS	AF Active	Colorado Springs	59	393,689	0	0	0	0	586	741	186.5
Fort Carson Weapons Range	AF Guard	Colorado Springs	5	12,224	0	0	0	0	0	3,110	14.9
Greeley ANGCS	AF Guard	Greeley	8	59,769	0	0	0	0	0	17	19.0
Peterson AFB	AF Active	Colorado Springs	169	3,258,090	35	323,215	0	0	218	1,457	1,211.9
Schriever AFB	AF Active	Colorado Springs	64	2,024,766	0	0	0	0	3,202	5,634	782.0
USAF Academy	AF Active	Air Force Academy	250	5,845,578	0	0	0	0	44,230	53,276	2,867.1
USAF Academy Auxiliary Airfield	AF Active	Calhan	1	1,651	0	0	0	0	0	197	12.2
USAF Academy Site 2	AF Active	Air Force Academy	78	715,389	0	0	0	0	0	0	303.3
* OTHER SITE(S) : 60			78	106,107	0	0	1	300	744	7,257	388.3
Colorado Total:			914	15,793,124	36	362,361	1	300	52,394	75,929	6,966.6
Connecticut											
Bradley IAP	AF Guard	East Granby	32	339,983	0	0	0	0	0	148	121.6
Orange ANG Communications Station	AF Guard	Orange	4	55,389	0	0	0	0	21	29	18.3
Connecticut Total:			36	395,372	0	0	0	0	21	177	139.8
Delaware											
Dover AFB	AF Active	Dover	209	3,821,770	0	0	9	226,359	3,218	3,824	1,687.7
New Castle County Airport	AF Guard	New Castle	46	390,646	0	0	0	0	0	80	119.6
* OTHER SITE(S) : 2			0	0	0	0	0	0	2	3	0.0
Delaware Total:			255	4,212,416	0	0	9	226,359	3,220	3,907	1,807.3
Florida											
Arbuckle Airfield	AF Active	Avon Park	40	246,336	0	0	0	0	5,145	5,147	120.7
Avon Park AF Range	AF Active	Avon Park	7	6,369	0	0	0	0	100,929	100,929	29.1
Camp Blanding	AF Guard	Starke	24	131,675	0	0	0	0	0	219	25.7
Cape Canaveral AFS	AF Active	Cape Canaveral AFS	545	3,774,421	0	0	0	0	15,383	16,239	1,307.4
Cape San Blas Missile Tracking Annex D-3	AF Active	Port St Joe	14	33,063	0	0	0	0	831	831	12.4
Cudjoe Key AFS	AF Active	Summerland Key	9	15,944	0	0	0	0	65	69	12.7
Eglin AFB	AF Active	Eglin AFB	1,652	11,182,384	0	0	20	212,772	449,290	449,415	3,921.0
Eglin AFB Auxiliary Field 3	AF Active	Crestview	89	674,709	0	0	3	65,159	1,946	1,946	357.7
Eglin AFB Auxiliary Field 6	AF Active	Holt	57	197,279	0	0	5	18,379	855	855	113.3
Eglin Afb Site 2 (Santa Rosa Island)	AF Active	Ft Walton Beach	51	119,395	0	0	0	0	0	3,167	50.9
Homestead AFB	AF Reserve	Homestead	1	93,202	0	0	0	0	12	12	15.0
Homestead ARB	AF Reserve	Homestead	128	1,117,994	0	0	0	0	1,981	2,430	533.2
Hurlburt Field	AF Active	Mary Esther	577	5,198,194	0	0	0	0	6,341	6,341	1,300.6

* US Locations that do not meet criteria of at least ten (10) Acres AND at least \$10M PRV. US Territories and Non-US Locations that do not meet criteria of at least ten (10) Acres OR at least \$10M PRV.

DEPARTMENT OF DEFENSE - Air Force
Base Structure Report - As of 30 Sept 2012

SITE	COMPONENT	NAME NEAREST CITY	BUILDINGS						ACRES OWNED	TOTAL ACRES	PRV (\$M)
			OWNED		LEASED		OTHER				
			COUNT	SQFT	COUNT	SQFT	COUNT	SQFT			
Jacksonville IAP	AF Guard	Jacksonville	40	357,692	0	0	0	0	0	342	100.7
Jonathan Dickinson Missile Tracking Annex	AF Active	Hobe Sound	11	27,272	0	0	0	0	0	11	12.6
Lynn Haven Defense Fuel Sup	AF Active	Lynn Haven	9	12,715	0	0	0	0	203	203	40.8
MacDill AFB	AF Active	Tampa	307	5,057,875	0	0	5	77,056	5,633	5,866	1,751.5
Patrick AFB	AF Active	Patrick AFB	278	3,131,810	0	0	0	0	2,089	2,324	926.9
Tyndall AFB	AF Active	Panama City	455	4,044,778	0	0	25	134,483	27,348	28,824	1,459.6
* OTHER SITE(S) : 49			35	69,131	1	16,200	0	0	2,330	3,247	25.2
Florida Total:			4,329	35,492,238	1	16,200	58	507,849	620,381	628,416	12,117.0
Georgia											
Air Force Plant 6	AF Active	Marietta	103	6,466,696	0	0	0	0	755	755	1,276.0
Dobbins ARB	AF Reserve	Marietta	110	1,194,447	0	0	1	192	1,666	1,913	483.6
Glynco ANGS	AF Guard	Brunswick	5	68,731	0	0	0	0	0	14	14.6
Hunter ANGS 2	AF Guard	Savannah	12	64,432	0	0	0	0	18	18	12.6
Lease Data Site For AFRC Facilities	AF Reserve	Robins AFB	0	0	5	56,598	0	0	0	0	11.8
Moody AFB	AF Active	Moody AFB	341	2,939,591	0	0	0	0	5,117	5,520	880.6
Robins AFB	AF Active	Robins AFB	528	13,692,813	0	0	2	202,075	6,779	6,935	3,585.5
Savannah/Hilton Head IAP	AF Guard	Garden City	63	659,179	0	0	0	0	0	290	188.6
Savannah/Hilton Head IAP Site 4	AF Guard	Garden City	18	105,944	0	0	0	0	0	0	18.5
* OTHER SITE(S) : 15			91	69,639	8	39,003	0	0	6,598	6,710	38.9
Georgia Total:			1,271	25,261,472	13	95,601	3	202,267	20,933	22,155	6,510.8
Hawaii											
Barking Sands Communications Station	AF Guard	Kekaha	4	31,016	0	0	0	0	0	11	21.1
Bellows AFS	AF Active	Kailua	101	142,445	0	0	0	0	409	486	175.4
Kaena Point Satellite Tracking Station	AF Active	Waianae	29	70,151	0	0	0	0	0	153	63.8
Kahului Communications Station	AF Guard	Kahului	5	28,310	0	0	0	0	0	5	15.8
Keaukaha Military Reservation	AF Guard	Hilo	8	34,798	0	0	0	0	0	6	19.1
Kokee AFS	AF Active	Kekaha	13	23,389	0	0	0	0	0	9	19.7
Maui Space Surveillance Site	AF Active	Kahului	6	84,779	0	0	0	0	0	5	53.7
Wheeler Administration Annex	AF Active	Wheeler AFB	1	29,224	0	0	5	53,698	0	5	56.0
* OTHER SITE(S) : 9			15	38,728	0	0	4	15,453	6	592	45.7
Hawaii Total:			182	482,840	0	0	9	69,151	415	1,272	470.1
Idaho											
Boise Air Terminal (ANG)	AF Guard	Boise	179	1,696,087	0	0	1	12,960	0	576	571.6
Mountain Home AFB	AF Active	Mountain Home	1,162	5,068,098	0	0	16	34,380	2,250	6,850	2,146.6

* US Locations that do not meet criteria of at least ten (10) Acres AND at least \$10M PRV. US Territories and Non-US Locations that do not meet criteria of at least ten (10) Acres OR at least \$10M PRV.

DEPARTMENT OF DEFENSE - Air Force
Base Structure Report - As of 30 Sept 2012

SITE	COMPONENT	NAME NEAREST CITY	BUILDINGS						ACRES OWNED	TOTAL ACRES	PRV (\$M)
			OWNED		LEASED		OTHER				
			COUNT	SQFT	COUNT	SQFT	COUNT	SQFT			
Saylor Creek Air Force Range	AF Active	Bruneau	5	10,918	0	0	0	0	640	109,466	13.8
* OTHER SITE(S) : 41			30	27,018	0	0	0	0	3	18,247	31.9
Idaho Total:			1,376	6,802,121	0	0	17	47,340	2,893	135,139	2,763.9
Illinois											
Capital Airport	AF Guard	Springfield	33	319,594	0	0	0	0	0	95	117.5
Chanute AFB	AF Active	Rantoul	230	2,805,277	0	0	0	0	1,343	1,343	1,285.9
Greater Peoria Regional Airport	AF Guard	Peoria	35	441,766	0	0	0	0	0	714	174.3
Scott AFB	AF Active	Belleville	301	5,041,285	0	0	3	14,221	2,881	3,638	1,868.7
* OTHER SITE(S) : 7			1	3,519	4	24,939	0	0	37	43	10.6
Illinois Total:			600	8,611,441	4	24,939	3	14,221	4,261	5,834	3,457.1
Indiana											
Fort Wayne IAP	AF Guard	Fort Wayne	36	401,440	0	0	0	0	0	189	137.8
Grissom AFB	AF Active	Logansport	21	241,797	0	0	0	0	1,020	1,098	112.0
Grissom ARB	AF Reserve	Logansport	91	1,047,463	0	0	0	0	1,410	1,791	577.3
Hulman Fld	AF Guard	Terre Haute	41	320,225	0	0	0	0	37	121	94.9
* OTHER SITE(S) : 4			12	44,938	0	0	0	0	0	1,045	13.1
Indiana Total:			201	2,055,863	0	0	0	0	2,467	4,244	935.1
Iowa											
Des Moines IAP	AF Guard	Des Moines	32	235,938	4	177,754	1	15,546	0	171	141.7
Fort Dodge ANG	AF Guard	Fort Dodge	8	39,732	0	0	0	0	0	13	11.3
Sioux Gateway Apt/Col Bud Day Field (ANG)	AF Guard	Sioux City	37	408,205	0	0	0	0	0	270	153.7
* OTHER SITE(S) : 3			4	25,425	0	0	0	0	16	16	8.1
Iowa Total:			81	709,300	4	177,754	1	15,546	16	471	314.8
Johnston Atoll											
Johnston Atoll Airfield	AF Active	Johnston Atoll	72	295,161	0	0	0	0	684	684	652.9
Johnston Atoll Total:			72	295,161	0	0	0	0	684	684	652.9
Kansas											
ARNG acres Site 2	AF Guard	Topeka	4	195,654	0	0	0	0	0	0	41.8
Forbes Field (ANG)	AF Guard	Topeka	33	514,671	0	0	0	0	192	215	180.1
McConnell AFB	AF Active	Wichita	694	4,404,545	0	0	0	0	2,682	3,616	1,524.3
Smoky Hill ANG Range	AF Guard	Salina	40	107,391	0	0	0	0	33,878	33,878	79.5
* OTHER SITE(S) : 6			0	0	0	0	0	0	101	348	1.0

* US Locations that do not meet criteria of at least ten (10) Acres AND at least \$10M PRV. US Territories and Non-US Locations that do not meet criteria of at least ten (10) Acres OR at least \$10M PRV.

DEPARTMENT OF DEFENSE - Air Force
Base Structure Report - As of 30 Sept 2012

SITE	COMPONENT	NAME NEAREST CITY	BUILDINGS						ACRES OWNED	TOTAL ACRES	PRV (\$M)
			OWNED		LEASED		OTHER				
			COUNT	SQFT	COUNT	SQFT	COUNT	SQFT			
Kansas Total:			771	5,222,261	0	0	0	0	36,853	38,057	1,826.7
Kentucky											
Louisville IAP-Standiford	AF Guard	Louisville	14	369,300	0	0	1	15,000	0	81	105.7
Kentucky Total:			14	369,300	0	0	1	15,000	0	81	105.7
Louisiana											
Barksdale AFB	AF Active	Barksdale AFB	437	4,965,989	2	41,572	0	0	21,945	22,504	1,628.5
Barksdale AFB Site 2	AF Active	Bossier City	0	0	1	53,580	0	0	0	0	10.4
NAS JRB New Orleans	AF Guard	New Orleans	51	460,865	0	0	0	0	0	67	129.3
* OTHER SITE(S) : 6			18	75,075	3	16,671	0	0	1	7,843	25.5
Louisiana Total:			506	5,501,929	6	111,823	0	0	21,946	30,414	1,793.6
Maine											
Bangor IAP	AF Guard	Bangor	19	362,128	0	0	0	0	122	142	140.5
Bangor Lease Land Site 4	AF Guard	Bangor	17	120,165	0	0	1	504	0	159	60.9
Columbia Falls Radar Site	AF Active	Columbia Falls	4	20,375	0	0	0	0	829	829	34.9
Commissary Site 2	AF Guard	Bangor	4	54,255	0	0	0	0	0	0	11.5
DFAS Annex	AF Active	Limestone	0	0	1	142,400	0	0	0	16	37.6
South Portland ANGS	AF Guard	South Portland	9	55,975	0	0	0	0	0	12	13.5
* OTHER SITE(S) : 2			2	18,050	0	0	0	0	0	0	5.3
Maine Total:			55	630,948	1	142,400	1	504	951	1,157	304.1
Maryland											
AEDC White Oak	AF Active	Silver Spring	0	0	0	0	3	105,164	0	0	28.7
Andrews AFB	AF Active	Andrews AFB	343	6,519,992	0	0	1	2,800	4,996	5,008	2,351.9
Brandywine Globecom Annex	AF Active	Brandywine	4	3,944	0	0	0	0	1,640	1,640	26.8
Governors Bridge Globecom Annex	AF Active	Davidsonville	2	26,540	0	0	0	0	864	864	26.4
Martin State Apt	AF Guard	Middle River	49	410,793	0	0	0	0	0	175	130.6
Summerfield FH Site 1	AF Active	Landover	0	0	194	1,942,174	0	0	0	234	279.3
* OTHER SITE(S) : 5			18	17,433	1	4,471	0	0	22	24	6.6
Maryland Total:			416	6,978,702	195	1,946,645	4	107,964	7,522	7,945	2,850.3
Massachusetts											
Barnes MAP (ANG)	AF Guard	Westfield	54	430,445	0	0	0	0	2	373	178.0
Cape Cod AS	AF Active	Bourne	16	109,722	0	0	0	0	0	101	50.6
Hanscom AFB	AF Active	Bedford	138	3,859,787	0	0	2	211,176	527	846	1,213.3
Milford ANGS	AF Guard	Milford	2	10,000	1	27,145	0	0	0	3	10.3
Otis Ang Base Site 2	AF Guard	Mashpee	37	191,678	0	0	0	0	0	0	30.4

* US Locations that do not meet criteria of at least ten (10) Acres AND at least \$10M PRV. US Territories and Non-US Locations that do not meet criteria of at least ten (10) Acres OR at least \$10M PRV.

DEPARTMENT OF DEFENSE - Air Force
Base Structure Report - As of 30 Sept 2012

SITE	COMPONENT	NAME NEAREST CITY	BUILDINGS						ACRES OWNED	TOTAL ACRES	PRV (\$M)
			OWNED		LEASED		OTHER				
			COUNT	SQFT	COUNT	SQFT	COUNT	SQFT			
Otis ANGB	AF Guard	Mashpee	113	1,014,346	0	0	0	0	1,353	4,026	649.9
Westover ARB	AF Reserve	Chicopee	122	1,689,943	0	0	0	0	2,109	2,179	939.5
* OTHER SITE(S) : 6			32	44,384	0	0	1	960	85	284	18.7
Massachusetts Total:			514	7,350,305	1	27,145	3	212,136	4,076	7,812	3,090.7
Michigan											
Alpena County Regional Airport	AF Guard	Alpena	96	491,880	0	0	0	0	0	657	297.1
Batt West Property Site 2	AF Guard	Battle Creek	9	66,572	0	0	0	0	0	0	15.7
Selfridge ANGB	AF Guard	Mount Clemens	267	2,465,390	0	0	1	2,414	3,079	3,593	1,031.7
W K Kellogg Airport	AF Guard	Battle Creek	32	354,131	0	0	0	0	0	318	149.4
* OTHER SITE(S) : 5			9	30,225	0	0	0	0	39	70	16.6
Michigan Total:			413	3,408,198	0	0	1	2,414	3,118	4,638	1,510.5
Minnesota											
Duluth IAP	AF Guard	Duluth	34	421,668	0	0	0	0	1	317	129.9
Minneapolis-St Paul	AF Reserve	Minneapolis	86	1,137,344	0	0	3	1,832	215	246	390.3
* OTHER SITE(S) : 8			12	90,457	0	0	0	0	33	34	29.1
Minnesota Total:			132	1,649,469	0	0	3	1,832	249	597	549.3
Mississippi											
Camp Shelby Assault Runway	AF Guard	Camp Shelby	2	9,713	0	0	0	0	0	182	16.5
CBC Gulfport Sand Hill Housing	AF Active	Biloxi	81	363,763	0	0	0	0	75	75	46.0
Columbus AFB	AF Active	Columbus	174	1,675,427	0	0	0	0	4,411	4,919	770.2
Columbus Auxiliary Airfield	AF Active	Shuqualak	5	8,480	0	0	0	0	895	1,061	32.1
Gulfport-Biloxi Regional Airport (ANG)	AF Guard	Gulfport	53	505,627	0	0	0	0	11	267	147.4
Jackson IAP, Thompson Field	AF Guard	Flowood	31	547,314	0	0	0	0	0	139	155.6
Keesler AFB	AF Active	Biloxi	707	8,829,155	0	0	1	1,475	1,597	1,670	2,067.3
Keesler Training Annex 1	AF Active	Biloxi	104	414,195	0	0	0	0	114	114	57.9
Key Field	AF Guard	Meridian	41	412,896	0	0	0	0	0	120	198.6
* OTHER SITE(S) : 13			49	100,495	0	0	1	5,193	160	2,134	40.5
Mississippi Total:			1,247	12,867,065	0	0	2	6,668	7,263	10,682	3,532.1
Missouri											
Across Runway	AF Guard	St. Joseph	1	2,100	0	0	0	0	0	0	37.2
Fort Leonard Wood Range	AF Guard	Laquey	2	6,449	0	0	1	7,500	0	305	13.7
Jefferson Barracks ANGS	AF Guard	Jefferson Barracks	4	941	30	379,997	0	0	0	135	101.7
Lambert-St Louis	AF Guard	St. Louis	21	192,532	0	0	0	0	25	48	47.5
Lambert-St. Louis Site 2 - North	AF Guard	Bridgeton	15	179,270	0	0	0	0	0	0	53.1

* US Locations that do not meet criteria of at least ten (10) Acres AND at least \$10M PRV. US Territories and Non-US Locations that do not meet criteria of at least ten (10) Acres OR at least \$10M PRV.

DEPARTMENT OF DEFENSE - Air Force
Base Structure Report - As of 30 Sept 2012

SITE	COMPONENT	NAME NEAREST CITY	BUILDINGS						ACRES OWNED	TOTAL ACRES	PRV (\$M)
			OWNED		LEASED		OTHER				
			COUNT	SQFT	COUNT	SQFT	COUNT	SQFT			
NGA Arnold Site	AF Active	Arnold	4	232,043	0	0	0	0	34	36	48.6
Rosecrans MAP (139AG)	AF Guard	St. Joseph	43	345,045	0	0	0	0	54	475	124.7
St Louis AFS	AF Active	St. Louis	15	739,396	0	0	0	0	25	25	58.6
Whiteman AFB	AF Active	Whiteman AFB	863	5,189,898	0	0	1	1,964	3,872	5,420	2,278.5
* OTHER SITE(S) : 5			4	39,590	0	0	0	0	3	17	6.3
Missouri Total:			972	6,927,264	30	379,997	2	9,464	4,013	6,461	2,769.9
Montana											
Great Falls IAP	AF Guard	Great Falls	39	447,038	0	0	0	0	0	138	157.2
Malmstrom AFB	AF Active	Malmstrom AFB	399	3,408,525	0	0	0	0	3,189	3,628	1,438.5
* OTHER SITE(S) : 235			271	309,692	2	56	0	0	714	26,792	1,720.5
Montana Total:			709	4,165,255	2	56	0	0	3,903	30,558	3,316.2
Nebraska											
Lincoln MAP	AF Guard	Overbrook	22	341,374	0	0	0	0	97	114	108.5
Offutt AFB	AF Active	Offutt AFB	217	5,822,871	0	0	0	0	1,908	1,923	1,724.6
Offutt Communications Annex 2 Globecom	AF Active	Elkhorn	9	136,501	0	0	0	0	372	372	39.8
Offutt FH Annex	AF Active	Offutt AFB	35	414,182	0	0	0	0	790	793	193.3
* OTHER SITE(S) : 95			103	163,490	0	0	0	0	754	11,187	574.8
Nebraska Total:			386	6,878,418	0	0	0	0	3,921	14,389	2,641.0
Nevada											
Creech AFB	AF Active	Indian Springs	127	849,477	0	0	0	0	2,300	2,300	555.9
Nellis AFB	AF Active	Las Vegas	637	6,155,340	0	0	1	111,253	5,214	14,160	3,256.0
Nellis Air Force Range	AF Active	Indian Springs	68	124,117	0	0	0	0	2,955,578	3,092,317	278.1
Nellis Water System Annex	AF Active	North Las Vegas	2	19,347	0	0	0	0	104	107	15.8
Reno Tahoe IAP	AF Guard	Reno	35	410,810	0	0	0	0	0	60	167.3
Tonopah AFS	AF Active	Tonopah	16	38,403	0	0	0	0	47	47	14.2
Tonopah Auxiliary Airfield Annex	AF Active	Tonopah	146	1,650,219	0	0	0	0	2,157	2,157	1,056.6
Tonopah Auxiliary Airfield Annex 2	AF Active	Tonopah	93	782,042	0	0	0	0	109	109	220.7
* OTHER SITE(S) : 18			15	38,909	2	2,138	1	840	11,287	26,023	26.1
Nevada Total:			1,139	10,068,664	2	2,138	2	112,093	2,976,797	3,137,281	5,590.7
New Hampshire											
New Boston AS	AF Active	New Boston	24	96,000	0	0	0	0	2,826	2,873	72.3
Newington Defense Fuel Support Point	AF Active	Newington	4	9,462	0	0	0	0	10	15	45.9
Pease ANGB	AF Guard	Portsmouth	49	512,800	0	0	2	834	219	219	252.1

* US Locations that do not meet criteria of at least ten (10) Acres AND at least \$10M PRV. US Territories and Non-US Locations that do not meet criteria of at least ten (10) Acres OR at least \$10M PRV.

DEPARTMENT OF DEFENSE - Air Force
Base Structure Report - As of 30 Sept 2012

SITE	COMPONENT	NAME NEAREST CITY	BUILDINGS						ACRES OWNED	TOTAL ACRES	PRV (\$M)
			OWNED		LEASED		OTHER				
			COUNT	SQFT	COUNT	SQFT	COUNT	SQFT			
New Hampshire Total:			77	618,262	0	0	2	834	3,055	3,107	370.4
<u>New Jersey</u>											
Air Mobility Warfare Center	AF Active	Fort Dix	12	263,169	0	0	0	0	32	32	75.2
Atlantic City IAP	AF Guard	Egg Harbor Township	40	422,263	0	0	2	16,080	0	296	193.0
Fort Dix	AF Active	Fort Dix	718	5,874,056	0	0	2	32,291	30,636	30,636	2,976.2
McGuire AFB	AF Active	McGuire AFB	270	5,113,940	0	0	0	0	3,603	3,660	2,336.1
McGuire Air Defense Missile Site	AF Active	New Egypt	20	130,430	0	0	2	5,310	219	219	680.2
NAWCADLKE Non-NIF Lakehurst	AF Active	Lakehurst	200	2,817,457	0	0	1	4,733	7,408	7,408	1,358.7
Warren Grove Range	AF Guard	Warren Grove	7	11,430	0	0	0	0	9,416	9,416	12.5
* OTHER SITE(S) : 4			0	0	0	0	1	3,600	65	321	3.2
New Jersey Total:			1,267	14,632,745	0	0	8	62,014	51,378	51,987	7,635.1
<u>New Mexico</u>											
Boles Wells Water System Annex	AF Active	Holloman AFB	3	6,431	0	0	0	0	2,694	7,417	31.0
Cannon AFB	AF Active	Cannon AFB	445	3,165,505	0	0	1	4,500	3,460	4,213	1,283.6
Cannon AFB Site 2	AF Active	Cannon AFB	220	724,171	0	0	0	0	309	309	145.0
Cannon Meadows Housing Area	AF Active	Portales	0	0	151	249,897	0	0	0	39	34.7
Holloman AFB	AF Active	Holloman AFB	482	5,431,371	0	0	20	579,390	10,601	53,602	2,786.4
Holloman AFB Alamogordo	AF Active	Holloman AFB	10	125,682	0	0	0	0	0	0	39.6
Holloman AFB Tularosa	AF Active	Holloman AFB	8	41,305	0	0	0	0	0	0	22.3
Kirtland AFB	AF Active	Kirtland AFB	763	7,550,598	0	0	0	0	25,519	43,970	2,906.2
Kirtland AFB - 850 ELSG/NGM	AF Active	Albuquerque	2	52,155	0	0	0	0	5	5	12.3
Melrose Air Force Range	AF Active	Floyd	12	17,479	0	0	0	0	58,524	79,973	57.2
* OTHER SITE(S) : 26			48	23,552	1	20	0	0	117,122	133,387	25.7
New Mexico Total:			1,993	17,138,249	152	249,917	21	583,890	218,233	322,915	7,344.0
<u>New York</u>											
Air Force Plant 59	AF Active	Johnson City	4	637,238	0	0	0	0	29	32	166.4
Francis S. Gabreski Airport	AF Guard	Westhampton Beach	32	366,542	0	0	0	0	0	89	140.8
Hancock Field	AF Guard	Syracuse	47	525,528	0	0	1	26,000	342	342	221.1
Neads Unit, Rome	AF Guard	Griffiss AFB	4	60,378	0	0	0	0	32	32	22.0
Newport Test Annex 2 Transmitter	AF Active	Newport	5	14,327	0	0	0	0	35	41	10.5
Niagara Falls	AF Reserve	Niagara Falls	91	1,039,360	0	0	0	0	545	982	406.3
Plattsburg AFB	AF Active	Plattsburgh	724	3,330,708	0	0	0	0	3,880	3,880	1,259.5
Rome Laboratory	AF Active	Rome	13	1,438,907	0	0	0	0	113	117	394.1
Schenectady MAP (ANG)	AF Guard	Scotia	38	425,234	0	0	0	0	0	124	146.1
Stewart IAP	AF Guard	Newburgh	47	889,937	0	0	2	28,832	41	309	436.8
Verona Defense Fuel Support Point	AF Active	Verona	5	4,806	0	0	0	0	35	35	28.4
Verona Test Annex	AF Active	Vernon	19	62,139	0	0	0	0	494	495	25.4

* US Locations that do not meet criteria of at least ten (10) Acres AND at least \$10M PRV. US Territories and Non-US Locations that do not meet criteria of at least ten (10) Acres OR at least \$10M PRV.

DEPARTMENT OF DEFENSE - Air Force
Base Structure Report - As of 30 Sept 2012

SITE	COMPONENT	NAME NEAREST CITY	BUILDINGS						ACRES OWNED	TOTAL ACRES	PRV (\$M)
			OWNED		LEASED		OTHER				
			COUNT	SQFT	COUNT	SQFT	COUNT	SQFT			
* OTHER SITE(S) : 10			6	23,932	0	0	0	0	610	750	10.2
New York Total:			1,035	8,819,036	0	0	3	54,832	6,156	7,228	3,267.6
North Carolina											
Charlotte/Douglas IAP	AF Guard	Charlotte	33	374,907	0	0	0	0	0	103	139.8
Dare County Range	AF Active	Stumpy Point	14	12,060	0	0	0	0	46,595	46,604	16.3
Fort Fisher Recreation Site	AF Active	Kure Beach	55	128,188	0	0	0	0	40	40	29.4
Seymour Johnson AFB	AF Active	Seymour Johnson AFB	797	4,414,615	0	0	0	0	3,232	4,118	1,224.1
Stanly County Airport	AF Guard	New London	37	146,077	0	0	0	0	0	114	50.0
* OTHER SITE(S) : 3			0	0	0	0	0	0	5	6	0.3
North Carolina Total:			936	5,075,847	0	0	0	0	49,872	50,984	1,459.8
North Dakota											
Cavalier AS	AF Active	Mountain	33	411,055	0	0	1	384	278	295	154.5
Defense Fuel Support Point	AF Active	Grand Forks	4	2,853	0	0	0	0	11	28	62.0
Grand Forks AFB	AF Active	Grand Forks AFB	635	4,772,058	0	0	0	0	4,830	5,420	1,424.0
Hector IAP	AF Guard	Fargo	37	457,307	0	0	1	4,207	0	250	164.0
Minot AFB	AF Active	Minot AFB	1,242	8,098,670	0	0	0	0	4,965	5,616	2,442.9
* OTHER SITE(S) : 171			364	234,534	0	0	0	0	2,553	19,421	1,133.4
North Dakota Total:			2,315	13,976,477	0	0	2	4,591	12,638	31,030	5,380.8
Ohio											
Blue Ash ANGS	AF Guard	Blue Ash	15	51,903	0	0	0	0	0	12	12.7
Camp Perry (ANG)	AF Guard	Port Clinton	17	106,842	1	12,545	0	0	0	59	33.4
Mansfield Lahm MAP	AF Guard	Mansfield	30	289,716	0	0	0	0	0	290	94.9
Rickenbacker IAP (ANG)	AF Guard	Columbus	22	471,553	0	0	0	0	1,019	1,019	231.9
Site 3 Red Horse Bed Down	AF Guard	Mansfield	5	144,190	0	0	0	0	0	0	128.3
Springfield Beckley MAP	AF Guard	Springfield	38	399,691	0	0	0	0	0	157	122.4
Springfield Beckley Site 2	AF Guard	Springfield	3	83,763	0	0	0	0	0	0	17.9
Toledo/Exp Airport	AF Guard	Swanton	40	347,755	0	0	0	0	0	135	104.5
Wright-Patt Site 2	AF Active	Wright-Patterson AFB	210	9,099,217	0	0	0	0	2,366	2,366	3,012.3
Wright-Patterson AFB	AF Active	Wright-Patterson AFB	389	7,912,277	1	202,306	0	0	5,314	5,823	2,598.3
Youngstown Joint ARS	AF Reserve	Vienna	68	663,563	0	0	0	0	230	659	212.4
* OTHER SITE(S) : 7			10	39,132	0	0	0	0	5	825	12.9
Ohio Total:			847	19,609,602	2	214,851	0	0	8,934	11,345	6,581.7
Oklahoma											
Affsa-Mike Maroney Aeronautical Center	AF Guard	Oklahoma City	1	32,146	0	0	0	0	0	0	10.5

* US Locations that do not meet criteria of at least ten (10) Acres AND at least \$10M PRV. US Territories and Non-US Locations that do not meet criteria of at least ten (10) Acres OR at least \$10M PRV.

DEPARTMENT OF DEFENSE - Air Force
Base Structure Report - As of 30 Sept 2012

SITE	COMPONENT	NAME NEAREST CITY	BUILDINGS						ACRES OWNED	TOTAL ACRES	PRV (\$M)
			OWNED		LEASED		OTHER				
			COUNT	SQFT	COUNT	SQFT	COUNT	SQFT			
Altus AFB	AF Active	Jackson	161	2,679,705	0	0	0	0	2,420	6,821	1,071.8
Kegelman Air Force Auxiliary Field	AF Active	Jet	7	11,093	0	0	0	0	1,066	1,284	39.0
Tinker Aerospace Complex	AF Active	Oklahoma City	0	0	12	3,949,493	0	0	0	407	104.2
Tinker AFB	AF Active	Oklahoma City	407	14,579,825	0	0	0	0	3,945	4,842	3,995.4
Tinker Support Annex	AF Active	Oklahoma City	22	154,830	0	0	0	0	89	133	40.8
Tulsa IAP	AF Guard	Tulsa	45	375,688	0	0	0	0	0	80	103.6
Vance AFB	AF Active	Enid	130	1,489,303	0	0	0	0	2,121	3,738	656.6
Will Rogers World Airport	AF Guard	Oklahoma City	35	367,592	0	0	1	128	0	133	100.0
* OTHER SITE(S) : 8			11	9,471	2	12,619	0	0	975	987	8.8
Oklahoma Total:			819	19,699,653	14	3,962,112	1	128	10,616	18,426	6,130.6
<u>Oregon</u>											
Camp Rilea ANGS	AF Guard	Warrenton	3	48,091	0	0	0	0	0	8	11.0
Kingsley Field Cantonement Site 2	AF Guard	Kingsley Field	11	93,112	0	0	0	0	0	0	19.7
Kingsley Field Munitions Area Site 3	AF Guard	Klamath Falls	11	41,318	0	0	0	0	0	0	10.5
Klamath Falls Airport-Kingsley Field (ANG)	AF Guard	Kingsley Field	31	249,990	0	0	0	0	55	1,022	110.1
Portland IAP	AF Guard	Portland	68	746,340	0	0	0	0	0	246	267.6
* OTHER SITE(S) : 7			13	71,933	0	0	0	0	0	2,512	30.1
Oregon Total:			137	1,250,784	0	0	0	0	55	3,788	449.1
<u>Pennsylvania</u>											
Fort Indiantown Gap AGS	AF Guard	Annville	35	180,109	0	0	0	0	0	190	41.0
Fort Indiantown Gap AGS Area 2	AF Guard	Annville	23	68,799	0	0	0	0	0	0	19.3
Harrisburg IAP (ANG)	AF Guard	Middletown	39	321,884	1	15,077	0	0	0	42	98.4
Pittsburgh IAP (ANG)	AF Guard	Coraopolis	38	422,122	0	0	0	0	0	179	145.7
Pittsburgh IAP (ARS)	AF Reserve	Coraopolis	58	533,420	0	0	1	3,936	12	180	163.9
Willow Grove JRB	AF Guard	Horsham	65	848,971	0	0	0	0	207	207	276.2
* OTHER SITE(S) : 9			11	66,376	0	0	1	1,064	0	390	25.8
Pennsylvania Total:			269	2,441,681	1	15,077	2	5,000	219	1,188	770.4
<u>Puerto Rico</u>											
Isabela N00207-AB	AF Active	Isabela	8	36,413	0	0	0	0	413	413	18.7
Luis Munoz Marin IAP	AF Guard	Carolina	40	342,494	0	0	0	0	0	95	112.7
Punta Salinas Radar Site	AF Guard	Toa Baja	18	46,752	0	0	0	0	30	30	15.3
* OTHER SITE(S) : 4			27	76,302	0	0	0	0	330	360	29.7
Puerto Rico Total:			93	501,961	0	0	0	0	773	898	176.5

* US Locations that do not meet criteria of at least ten (10) Acres AND at least \$10M PRV. US Territories and Non-US Locations that do not meet criteria of at least ten (10) Acres OR at least \$10M PRV.

DEPARTMENT OF DEFENSE - Air Force
Base Structure Report - As of 30 Sept 2012

SITE	COMPONENT	NAME NEAREST CITY	BUILDINGS						ACRES OWNED	TOTAL ACRES	PRV (\$M)
			OWNED		LEASED		OTHER				
			COUNT	SQFT	COUNT	SQFT	COUNT	SQFT			
Rhode Island											
North Smithfield ANGS	AF Guard	Slatersville	9	63,849	0	0	0	0	24	34	17.0
Quonset State Airport	AF Guard	North Kingstown	30	420,417	0	0	1	1,762	0	103	151.3
Rhode Island Total:			39	484,266	0	0	1	1,762	24	137	168.3
South Carolina											
Charleston AFB	AF Active	Charleston	237	3,371,751	0	0	0	0	3,118	3,877	1,168.2
Charleston Defense Fuel Support Point	AF Active	Charleston	7	5,223	0	0	0	0	44	56	103.0
Hunley Park Military FH	AF Active	Charleston	5	17,401	0	0	0	0	271	271	18.8
McEntire Joint NGB	AF Guard	Columbia	82	711,671	0	0	0	0	2,344	2,473	266.7
North Air Force Auxiliary Field	AF Active	North	6	33,195	0	0	0	0	2,279	2,393	71.7
NWS Charleston	AF Active	Goose Creek	600	4,845,868	0	0	5	29,852	15,446	16,729	1,526.1
NWS Charleston Engineering Support	AF Active	North Charleston	5	83,249	1	238,261	0	0	5	5	76.8
NWS Charleston North Yard	AF Active	North Charleston	11	278,808	0	0	0	0	21	21	72.4
NWS Charleston Short Stay	AF Active	Moncks Corner	42	58,091	0	0	0	0	0	57	10.8
Shaw AFB	AF Active	Shaw AFB	300	3,484,951	0	0	0	0	3,330	3,429	1,121.3
* OTHER SITE(S) : 18			40	50,464	1	9,000	1	20,148	12,567	12,828	20.1
South Carolina Total:			1,335	12,940,672	2	247,261	6	50,000	39,424	42,139	4,455.8
South Dakota											
Ellsworth AFB Site 1	AF Active	Ellsworth AFB	375	4,142,528	251	1,177,843	0	0	4,693	5,328	1,822.0
Ellsworth AFB Site 2	AF Active	Box Elder	115	679,408	0	0	1	1,309	663	851	347.6
Joe Foss Field	AF Guard	Sioux Falls	36	405,229	3	51,167	0	0	0	217	144.2
* OTHER SITE(S) : 14			1	133	0	0	0	0	2,496	2,936	2.8
South Dakota Total:			527	5,227,298	254	1,229,010	1	1,309	7,852	9,333	2,316.6
Tennessee											
Arnold AS	AF Active	Arnold AFB	324	2,822,219	0	0	3	16,212	38,861	38,862	7,193.2
McGhee Tyson Airport	AF Guard	Louisville	80	805,092	0	0	1	72	0	346	247.2
Memphis IAP	AF Guard	Memphis	21	451,071	0	0	1	56,100	0	119	148.7
Nashville IAP	AF Guard	Nashville	37	432,925	0	0	0	0	0	90	122.1
* OTHER SITE(S) : 1			7	31,499	0	0	0	0	0	10	9.9
Tennessee Total:			469	4,542,806	0	0	5	72,384	38,861	39,427	7,721.0
Texas											
Air Force Plant 4	AF Active	Fort Worth	87	5,576,292	0	0	0	0	636	727	1,211.8
Brooks AFB	AF Active	Brooks AFB	0	0	82	1,337,073	0	0	0	280	310.9

* US Locations that do not meet criteria of at least ten (10) Acres AND at least \$10M PRV. US Territories and Non-US Locations that do not meet criteria of at least ten (10) Acres OR at least \$10M PRV.

DEPARTMENT OF DEFENSE - Air Force
Base Structure Report - As of 30 Sept 2012

SITE	COMPONENT	NAME NEAREST CITY	BUILDINGS						ACRES OWNED	TOTAL ACRES	PRV (\$M)
			OWNED		LEASED		OTHER				
			COUNT	SQFT	COUNT	SQFT	COUNT	SQFT			
Camp Bullis	AF Active	San Antonio	295	794,505	0	0	0	0	27,993	27,993	269.3
Canyon Lake Recreation Annex	AF Active	Canyon Lake	42	30,628	0	0	0	0	0	358	12.0
Carswell ARS	AF Reserve	Fort Worth	38	422,468	0	0	50	630,147	0	0	234.3
Dyess AFB	AF Active	Abilene	749	4,624,799	0	0	0	0	3,120	6,320	1,605.0
Eldorado AFS	AF Active	Eldorado	7	114,791	0	0	0	0	119	128	38.3
Ellington Field	AF Guard	Houston	55	503,341	0	0	3	80,633	213	213	144.8
Fort Bliss ANG	AF Guard	El Paso	3	47,082	0	0	0	0	0	12	10.3
Fort Sam Houston	AF Active	Fort Sam Houston	394	10,848,204	0	0	0	0	2,653	2,745	2,534.0
Goodfellow AFB	AF Active	San Angelo	157	2,487,437	0	0	0	0	1,183	1,218	595.2
Grayson Street Annex Site 1	AF Active	Fort Sam Houston	1	94,494	0	0	0	0	1	1	20.6
Hensley Field AGS	AF Guard	Dallas	0	0	8	62,487	0	0	0	23	12.6
Kelly AFB	AF Active	San Antonio	5	369,656	35	1,972,288	0	0	435	435	451.7
Kelly Field Annex	AF Active	Kelly AFB	138	2,188,154	0	0	0	0	2,211	2,788	754.7
Lackland AFB	AF Active	San Antonio	426	9,764,408	0	0	3	18,192	2,713	2,720	2,418.0
Lackland Training Annex	AF Active	Lackland AFB	267	1,605,498	0	0	1	192	4,017	4,028	453.9
Laughlin AFB	AF Active	Del Rio	505	2,760,953	0	0	0	0	4,355	4,692	802.7
Laughlin AFB Aux 1	AF Active	Quemado	6	4,545	0	0	0	0	402	724	24.0
Medical Center Annex Site 1	AF Active	Fort Sam Houston	34	3,387,808	0	0	3	62,728	189	189	619.3
Randolph AFB	AF Active	Universal City	254	4,172,048	0	0	1	652	2,903	3,137	1,296.2
Seguin Air Force Auxiliary Field	AF Active	Sequin	5	3,962	0	0	0	0	957	957	69.4
Sheppard AFB	AF Active	Wichita Falls	353	7,443,714	0	0	0	0	4,598	5,297	2,195.2
* OTHER SITE(S) : 32			130	193,617	0	0	0	0	3,201	4,760	80.0
Texas Total:			3,951	57,438,404	125	3,371,848	61	792,544	61,898	69,746	16,164.1
Utah											
Hill AFB	AF Active	Hill AFB	770	12,567,126	0	0	0	0	517	6,948	4,142.3
Little Mountain Test Annex	AF Active	Ogden	18	124,613	0	0	0	0	731	731	67.9
Salt Lake City IAP	AF Guard	Salt Lake City	54	501,362	0	0	0	0	0	135	167.1
Utah Test and Training Range South	AF Active	Wendover	33	27,350	0	0	0	0	555,687	572,656	43.6
UTTR - North	AF Active	Grouse Creek	83	416,913	0	0	0	0	348,767	366,877	181.7
* OTHER SITE(S) : 69			22	13,907	0	0	3	8,508	141	417	10.2
Utah Total:			980	13,651,271	0	0	3	8,508	905,843	947,764	4,612.7
Vermont											
Burlington IAP	AF Guard	South Burlington	41	414,301	0	0	1	7,050	0	278	132.6
* OTHER SITE(S) : 1			0	0	0	0	0	0	0	0	0.0
Vermont Total:			41	414,301	0	0	1	7,050	0	278	132.6

* US Locations that do not meet criteria of at least ten (10) Acres AND at least \$10M PRV. US Territories and Non-US Locations that do not meet criteria of at least ten (10) Acres OR at least \$10M PRV.

DEPARTMENT OF DEFENSE - Air Force
Base Structure Report - As of 30 Sept 2012

SITE	COMPONENT	NAME NEAREST CITY	BUILDINGS						ACRES OWNED	TOTAL ACRES	PRV (\$M)
			OWNED		LEASED		OTHER				
			COUNT	SQFT	COUNT	SQFT	COUNT	SQFT			
Virgin Islands											
* OTHER SITE(S) : 1			6	16,834	0	0	0	0	9	9	6.8
		Virgin Islands Total:	6	16,834	0	0	0	0	9	9	6.8
Virginia											
Byrd Field	AF Guard	Sandston	4	54,865	0	0	0	0	0	16	11.2
Camp Pendleton (ANG)	AF Guard	Virginia Beach	10	95,524	0	0	0	0	0	60	26.9
Fort Eustis	AF Active	Newport News	426	6,499,941	0	0	0	0	7,870	7,871	1,763.7
Langley AFB	AF Active	Langley AFB	289	5,585,562	0	0	1	798	3,766	3,992	1,874.7
Langley FH Annex	AF Active	Hampton	9	65,591	0	0	0	0	302	302	22.0
* OTHER SITE(S) : 3			0	0	1	41,348	1	10,000	0	1,942	11.1
		Virginia Total:	738	12,301,483	1	41,348	2	10,798	11,937	14,183	3,709.6
Wake Islands											
Wake Island Airfield	AF Active	Wake Island	87	380,112	0	0	0	0	2,600	2,600	791.1
		Wake Islands Total:	87	380,112	0	0	0	0	2,600	2,600	791.1
Washington											
Camp Murray AGS	AF Guard	Tacoma	23	186,402	0	0	0	0	0	42	49.3
Cusick Survival TS	AF Active	Cusick	10	23,055	0	0	0	0	0	494,250	14.6
Fairchild AFB	AF Active	Fairchild AFB	286	4,690,227	0	0	0	0	4,342	4,989	1,778.2
Four Lakes Communications Station (ANG)	AF Guard	Cheney	16	67,484	0	0	0	0	63	156	18.9
Mukilteo Defense Fuel Support Point	AF Active	Mukilteo	11	20,470	0	0	0	0	20	20	101.7
Paine Field ANGS	AF Guard	Everett	10	48,899	0	0	0	0	15	15	12.6
Spokane IAP (AGS)	AF Guard	Spokane	9	74,752	0	0	0	0	0	35	18.1
White Bluff Site 1	AF Active	Spokane	16	121,743	0	0	0	0	86	86	35.4
* OTHER SITE(S) : 10			10	5,056	0	0	0	0	174	243	12.0
		Washington Total:	391	5,238,088	0	0	0	0	4,700	499,836	2,040.8
West Virginia											
EWVRA Shepherd Field	AF Guard	Martinsburg	31	402,913	0	0	3	184,506	0	341	221.2
Yeager Airport	AF Guard	Charleston	29	292,495	0	0	0	0	0	269	137.3
* OTHER SITE(S) : 2			2	5,010	0	0	0	0	0	0	2.6
		West Virginia Total:	62	700,418	0	0	3	184,506	0	610	361.1
Wisconsin											
Gen Mitchell IAP	AF Guard	Milwaukee	22	314,172	0	0	3	11,273	0	99	127.6

* US Locations that do not meet criteria of at least ten (10) Acres AND at least \$10M PRV. US Territories and Non-US Locations that do not meet criteria of at least ten (10) Acres OR at least \$10M PRV.

DEPARTMENT OF DEFENSE - Air Force
Base Structure Report - As of 30 Sept 2012

SITE	COMPONENT	NAME NEAREST CITY	BUILDINGS						ACRES OWNED	TOTAL ACRES	PRV (\$M)
			OWNED		LEASED		OTHER				
			COUNT	SQFT	COUNT	SQFT	COUNT	SQFT			
Hardwood Weapons Range (ANG)	AF Guard	Necedah	5	13,501	0	0	0	0	0	7,865	11.7
Truax ANGB	AF Guard	Madison	52	756,748	0	0	0	0	35	149	228.5
Volk ANGB	AF Guard	Camp Douglas	134	603,714	0	0	0	0	0	2,385	325.6
* OTHER SITE(S) : 5			2	25,015	0	0	0	0	1	1	8.5
Wisconsin Total:			215	1,713,150	0	0	3	11,273	36	10,499	701.9
Wyoming											
Cheyenne Regional Apt	AF Guard	Cheyenne	35	432,162	0	0	0	0	0	727	148.8
F E Warren AFB	AF Active	Cheyenne	248	3,298,982	0	0	0	0	6,834	6,834	1,250.4
* OTHER SITE(S) : 85			86	112,056	0	0	0	0	294	15,542	558.0
Wyoming Total:			369	3,843,200	0	0	0	0	7,128	23,103	1,957.2
US/US Territories Total:			43,615	486,912,769	973	13,705,018	459	4,378,466	5,919,007	8,815,862	201,853.0

* US Locations that do not meet criteria of at least ten (10) Acres AND at least \$10M PRV. US Territories and Non-US Locations that do not meet criteria of at least ten (10) Acres OR at least \$10M PRV.

DEPARTMENT OF DEFENSE - Air Force

Base Structure Report - As of 30 Sept 2012

SITE	COMPONENT	NAME NEAREST CITY	BUILDINGS						ACRES OWNED	TOTAL ACRES	PRV (\$M)
			OWNED		LEASED		OTHER				
			COUNT	SQFT	COUNT	SQFT	COUNT	SQFT			
Antigua											
Antigua AS	AF Active	St. Johns	36	125,755	0	0	0	0	0	175	110.5
Antigua Total:			36	125,755	0	0	0	0	0	175	110.5
Aruba											
* OTHER SITE(S) : 1			0	0	1	3,200	0	0	0	0	2.4
Aruba Total:			0	0	1	3,200	0	0	0	0	2.4
Australia											
* OTHER SITE(S) : 3			42	31,943	1	5,013	0	0	0	5	12.2
Australia Total:			42	31,943	1	5,013	0	0	0	5	12.2
Belgium											
* OTHER SITE(S) : 1			10	22,045	0	0	5	17,087	0	1	17.7
Belgium Total:			10	22,045	0	0	5	17,087	0	1	17.7
Colombia											
* OTHER SITE(S) : 3			32	23,204	0	0	0	0	0	7	13.0
Colombia Total:			32	23,204	0	0	0	0	0	7	13.0
Costa Rica											
* OTHER SITE(S) : 1			0	0	0	0	1	1,098	0	1	0.4
Costa Rica Total:			0	0	0	0	1	1,098	0	1	0.4
Denmark											
* OTHER SITE(S) : 2			0	0	4	7,425	29	72,409	0	0	133.8
Denmark Total:			0	0	4	7,425	29	72,409	0	0	133.8
Germany											
Bitburg FH Annex	AF Active	Trier	21	319,558	0	0	62	2,248,503	0	156	534.7
Einsiedlerhof Maintenance Annex	AF Active	Einsiedlerhof	4	10,045	0	0	4	105,302	0	14	34.5
Einsiedlerhof Storage Annex	AF Active	Kaiserlautern	9	93,176	0	0	15	292,644	0	28	93.7
Einsiedlerkoepfe Training Annex	AF Active	Kaiserlautern	4	5,338	0	0	1	9,630	0	311	10.2
Kapaun Administration Annex	AF Active	Kaiserlautern	20	93,141	0	0	40	526,445	0	114	231.7
Landstuhl FH Annex O3	AF Active	Landstuhl	25	113,714	0	0	12	370,005	0	44	121.4
Landstuhl Maintenance Site	AF Active	Landstuhl	37	140,787	0	0	3	8,883	0	25	43.6
Oberweis Annex	AF Active	Trier	5	2,676	0	0	10	56,772	0	74	28.1

* US Locations that do not meet criteria of at least ten (10) Acres AND at least \$10M PRV. US Territories and Non-US Locations that do not meet criteria of at least ten (10) Acres OR at least \$10M PRV.

DEPARTMENT OF DEFENSE - Air Force
Base Structure Report - As of 30 Sept 2012

SITE	COMPONENT	NAME NEAREST CITY	BUILDINGS						ACRES OWNED	TOTAL ACRES	PRV (\$M)
			OWNED		LEASED		OTHER				
			COUNT	SQFT	COUNT	SQFT	COUNT	SQFT			
Ramstein AB	AF Active	Ramstein	460	3,955,477	0	0	362	5,625,238	0	3,102	3,646.6
Ramstein Storage Annex	AF Active	Weilerbach	13	185,165	0	0	3	48,076	0	85	40.9
Spangdahlem AB	AF Active	Spangdahlem	382	1,850,247	0	0	205	2,013,519	0	1,617	2,058.4
Vogelweh FH Annex	AF Active	Kaiserlautern	182	974,359	0	0	113	2,623,396	0	631	790.7
* OTHER SITE(S) : 20			48	166,459	4	6,704	54	266,195	0	992	202.4
Germany Total:			1,210	7,910,142	4	6,704	884	14,194,608	0	7,193	7,836.7
Greenland											
Thule AB	AF Active	Thule	205	2,348,763	0	0	0	0	0	233,034	2,831.3
Greenland Total:			205	2,348,763	0	0	0	0	0	233,034	2,831.3
Italy											
Aviano AB	AF Active	Aviano	108	796,279	0	0	102	1,604,180	0	1,200	1,608.8
Aviano Ammunition Storage Annex	AF Active	Aviano	4	6,894	0	0	32	94,975	0	47	43.4
Aviano Bachelor Housing Annex 1	AF Active	Aviano	17	146,012	0	0	6	475,732	0	39	294.6
Aviano Bachelor Housing Annex 2	AF Active	Aviano	7	217,208	0	0	9	82,949	0	13	112.8
* OTHER SITE(S) : 19			29	56,828	83	374,210	20	188,886	0	77	170.0
Italy Total:			165	1,223,221	83	374,210	169	2,446,722	0	1,376	2,229.6
Japan											
Camp Courtney FH Annex	AF Active	Camp Courtney Okinawa N	83	1,131,406	0	0	0	0	65	65	245.7
Camp Foster FH Annex	AF Active	Camp Foster Okinawa	743	2,667,998	0	0	0	0	453	453	648.1
Camp Kinser	AF Active	Makiminato Okinawa	44	2,266,951	0	0	0	0	135	135	452.0
Camp Kuwae FH Annex	AF Active	Chatan Okinawa	158	577,533	0	0	0	0	70	70	126.7
Camp McTureous FH Annex	AF Active	Camp Courtney Okinawa N	80	678,732	0	0	0	0	64	64	144.5
Camp Shields FH Annex	AF Active	Camp Shields-Okinawa	8	7,091	0	0	89	478,684	89	89	137.4
Chitose Administration Annex	AF Active	Chitose	13	57,830	0	0	0	0	0	1,067	38.3
Draughon Training Range	AF Active	Misawa AFB	3	4,644	0	0	7	13,709	0	1,889	21.3
Kadena AB	AF Active	Kadena Air Base Okinawa	1,379	5,542,503	0	0	750	8,053,730	4,914	4,914	5,857.2
Kadena Ammo Storage Annex	AF Active	Kadena Air Base Okinawa	355	1,689,977	0	0	85	591,682	6,077	6,077	953.1
Misawa AB	AF Active	Misawa AFB	175	1,016,115	0	0	564	7,651,601	0	3,864	4,044.4
Okuma Recreation Annex	AF Active	Okuma Okinawa	47	66,534	0	0	2	14,068	135	135	48.1
Owada Communications Station	AF Active	Owada	0	0	0	0	1	21,152	0	328	18.4
Tama Service Annex	AF Active	Tana	12	11,526	0	0	39	103,178	0	483	60.3
Tokorozawa Transmitter Site	AF Active	Tokorozana	7	59,913	0	0	0	0	0	320	84.9
Yokota AB	AF Active	Yokota AFB	112	594,474	0	0	634	9,547,570	0	1,750	3,701.3

* US Locations that do not meet criteria of at least ten (10) Acres AND at least \$10M PRV. US Territories and Non-US Locations that do not meet criteria of at least ten (10) Acres OR at least \$10M PRV.

DEPARTMENT OF DEFENSE - Air Force
Base Structure Report - As of 30 Sept 2012

SITE	COMPONENT	NAME NEAREST CITY	BUILDINGS						ACRES OWNED	TOTAL ACRES	PRV (\$M)
			OWNED		LEASED		OTHER				
			COUNT	SQFT	COUNT	SQFT	COUNT	SQFT			
* OTHER SITE(S) : 21			15	25,356	0	0	30	108,687	83	132	63.1
Japan Total:			3,234	16,398,583	0	0	2,201	26,584,061	12,085	21,835	16,645.0
<u>Netherlands</u>											
* OTHER SITE(S) : 2			3	4,089	1	2,648	0	0	0	0	3.1
Netherlands Total:			3	4,089	1	2,648	0	0	0	0	3.1
<u>Netherlands Antilles</u>											
Davis-Monthan AFB (Curacao)	AF Active	Curacao	18	93,892	0	0	0	0	0	42	73.4
Netherlands Antilles Total:			18	93,892	0	0	0	0	0	42	73.4
<u>Norway</u>											
* OTHER SITE(S) : 3			1	4,550	2	3,961	2	21,836	0	0	11.0
Norway Total:			1	4,550	2	3,961	2	21,836	0	0	11.0
<u>Oman</u>											
SEEB MPT Site 1	AF Active	Seeb	1	21,744	0	0	21	243,344	0	3,000	89.3
* OTHER SITE(S) : 2			0	0	0	0	0	0	0	6,000	0.0
Oman Total:			1	21,744	0	0	21	243,344	0	9,000	89.3
<u>Portugal</u>											
Covadascinzas Petroleum Products Stg Annex	AF Active	Lajes Field	0	0	0	0	0	0	0	41	51.7
Lajes Field	AF Active	Lajes Field	362	2,592,893	0	0	0	0	0	973	1,208.5
Praia Da Victoria Fuel Storage Annex	AF Active	Lajes Field	12	4,197	0	0	0	0	0	53	54.4
* OTHER SITE(S) : 17			37	35,259	0	0	0	0	0	378	72.2
Portugal Total:			411	2,632,349	0	0	0	0	0	1,445	1,386.8
<u>Saint Helena</u>											
Ascension Auxiliary Airfield	AF Active	Ascension Island	116	362,418	0	0	0	0	0	3,463	710.1
Saint Helena Total:			116	362,418	0	0	0	0	0	3,463	710.1
<u>South Korea</u>											
Kimhae Storage Annex	AF Active	Kimhae	37	363,308	0	0	1	51,333	0	86	81.1
Kunsan AB	AF Active	Kunsan	367	2,879,592	0	0	29	609,415	0	2,549	1,548.7
Kwang-Ju AB	AF Active	Kwangju	100	629,141	0	0	1	20,000	0	313	266.2
Osan AFB	AF Active	Osan AFB	428	5,815,575	0	0	58	1,043,490	0	1,823	2,423.9

* US Locations that do not meet criteria of at least ten (10) Acres AND at least \$10M PRV. US Territories and Non-US Locations that do not meet criteria of at least ten (10) Acres OR at least \$10M PRV.

DEPARTMENT OF DEFENSE - Air Force

Base Structure Report - As of 30 Sept 2012

SITE	COMPONENT	NAME NEAREST CITY	BUILDINGS						ACRES OWNED	TOTAL ACRES	PRV (\$M)
			OWNED		LEASED		OTHER				
			COUNT	SQFT	COUNT	SQFT	COUNT	SQFT			
Osan Ni Ammunition Storage Annex	AF Active	Osan	21	74,502	0	0	0	0	0	603	27.8
Pil-Sung Air Range	AF Active	Pil-Sung	10	18,560	0	0	2	24,676	0	27	13.6
Suwon AB	AF Active	Suwon	41	138,977	0	0	64	589,154	0	267	356.3
Taegu AB	AF Active	Taegu	145	770,356	0	0	0	0	0	763	325.0
Wonju AS	AF Active	Wonju	13	7,715	0	0	0	0	0	93	41.7
* OTHER SITE(S) : 7			2	20,778	0	0	18	112,504	0	326	32.8
South Korea Total:			1,164	10,718,504	0	0	173	2,450,572	0	6,850	5,117.0
Spain											
Moron AB	AF Active	Moran AB	161	850,910	0	0	0	0	0	2,808	596.8
* OTHER SITE(S) : 1			0	0	1	1,296	0	0	0	0	0.2
Spain Total:			161	850,910	1	1,296	0	0	0	2,808	596.9
Turkey											
Ankara Administration Office	AF Active	Ankara	23	149,014	0	0	0	0	14	14	36.8
Incirlık AB	AF Active	Adana	720	4,199,177	0	0	1	7,600	0	3,337	1,700.7
Yumurtalik Petroleum Prod Storage Annex	AF Active	Yumurtalik	6	7,743	0	0	0	0	36	142	95.2
* OTHER SITE(S) : 14			3	15,320	28	154,515	52	333,257	1	1	112.9
Turkey Total:			752	4,371,254	28	154,515	53	340,857	51	3,494	1,945.7
United Kingdom											
Eriswell FH Annex	AF Active	Lakenheath	0	0	144	723,183	0	0	0	62	99.9
RAF Alconbury	AF Active	Cambridge	170	980,491	0	0	11	160,325	0	218	303.1
RAF Barford St John Transmitter Annex	AF Active	Banbury	1	22,006	0	0	0	0	0	476	17.5
RAF Bicester	AF Active	Paynes End	255	224,320	0	0	78	101,872	0	35	53.6
RAF Croughton	AF Active	Northamptonshire	106	610,927	0	0	20	170,257	0	694	276.9
RAF Fairford	AF Active	Fairford	105	441,394	0	0	82	629,180	0	1,170	534.9
RAF Feltwell	AF Active	Feltwell	74	415,862	0	0	175	926,603	0	332	280.1
RAF Lakenheath	AF Active	Lakenheath	812	4,117,663	0	0	155	946,456	0	2,007	1,882.1
RAF Menwith Hill	AF Active	Harrogate	0	0	0	0	180	1,228,249	0	545	391.0
RAF Mildenhall	AF Active	Mildenhall	324	1,775,711	0	0	147	1,291,257	0	1,163	1,119.2
RAF Molesworth	AF Active	Cambridge	60	179,014	0	0	30	289,859	0	659	157.4
RAF Welford Ammo Storage Area	AF Active	Welford	79	237,549	0	0	209	527,682	0	806	260.6
* OTHER SITE(S) : 15			35	95,226	1	799	151	355,454	0	96	123.5
United Kingdom Total:			2,021	9,100,163	145	723,982	1,238	6,627,194	0	8,263	5,499.8

* US Locations that do not meet criteria of at least ten (10) Acres AND at least \$10M PRV. US Territories and Non-US Locations that do not meet criteria of at least ten (10) Acres OR at least \$10M PRV.

DEPARTMENT OF DEFENSE - Air Force
Base Structure Report - As of 30 Sept 2012

SITE	COMPONENT	NAME NEAREST CITY	BUILDINGS						ACRES OWNED	TOTAL ACRES	PRV (\$M)
			OWNED		LEASED		OTHER				
			COUNT	SQFT	COUNT	SQFT	COUNT	SQFT			
		Overseas Total:	9,582	56,243,529	270	1,282,954	4,776	52,999,788	12,136	298,993	45,265.8
		Worldwide Totals By Reporting Component:	53,197	543,156,298	1,243	14,987,972	5,235	57,378,254	5,931,142	9,114,855	247,118.8

* US Locations that do not meet criteria of at least ten (10) Acres AND at least \$10M PRV. US Territories and Non-US Locations that do not meet criteria of at least ten (10) Acres OR at least \$10M PRV.

DEPARTMENT OF DEFENSE - Marine Corps

Base Structure Report - As of 30 Sept 2012

SITE	COMPONENT	NAME NEAREST CITY	BUILDINGS						ACRES OWNED	TOTAL ACRES	PRV (\$M)
			OWNED		LEASED		OTHER				
			COUNT	SQFT	COUNT	SQFT	COUNT	SQFT			
Alabama											
* OTHER SITE(S) : 2			9	54,333	1	200	0	0	11	13	11.0
Alabama Total:			9	54,333	1	200	0	0	11	13	11.0
Arizona											
Air Control Tower	MC Active	Yuma	3	16,760	0	0	0	0	0	0	13.6
Barry Goldwater Range	MC Active	Yuma	55	217,163	0	0	0	0	691,759	691,759	317.7
MCAS Yuma	MC Active	Yuma	316	2,649,284	0	0	409	1,272,480	7,151	7,678	1,572.1
MCAS Yuma Hsg-Off Base	MC Active	Yuma	0	0	0	0	54	182,716	23	23	74.0
* OTHER SITE(S) : 1			17	10,475	0	0	0	0	0	0	1.7
Arizona Total:			391	2,893,682	0	0	463	1,455,196	698,932	699,460	1,979.1
California											
4th MARDIV Bakersfield	MC Reserve	Bakersfield	4	33,295	0	0	0	0	3	3	10.2
4th MARDIV San Bruno	MC Reserve	San Bruno	3	47,709	0	0	0	0	6	6	12.8
Chocolate Mountain Air Gnry Range	MC Active	Niland	4	43,066	0	0	0	0	231,638	459,468	261.4
MCAGCC 29 Palms Coleville	MC Active	Topaz	4	13,513	0	0	49	211,087	0	0	43.0
MCAS El Toro LIFOC	MC Active	Irvine	8	78,160	0	0	0	0	423	423	17.4
MCAS Miramar	MC Active	San Diego	475	6,050,395	0	0	308	1,229,666	21,191	22,906	2,970.1
MCAS Tustin Carve-Out 2	MC Active	Tustin	41	470,215	0	0	0	0	34	34	144.8
MCB Camp Pendleton	MC Active	Camp Pendleton	1,849	20,589,320	22	80,309	3,227	13,309,842	124,864	127,159	10,096.7
MCLB Barstow	MC Active	Barstow	164	2,449,258	0	0	0	0	1,286	3,725	639.0
MCLB Barstow Yermo Area	MC Active	Barstow	94	1,948,593	0	0	0	0	1,366	1,681	699.7
MCRC Pasadena	MC Reserve	Pasadena	1	39,801	0	0	0	0	0	2	10.1
MCRD San Diego	MC Active	San Diego	134	2,510,901	0	0	11	23,961	428	428	790.3
MCRD San Diego Former NTC	MC Active	San Diego	5	142,957	0	0	0	0	72	72	51.1
MWTC Bridgeport	MC Active	Coleville	48	318,860	0	0	0	0	744	47,204	121.1
Twentynine Palms Main Base	MC Active	Twentynine Palms	815	6,617,283	0	0	709	3,036,747	162,098	605,264	3,936.0
Vista Del Sol East	MC Active	Twentynine Palms	0	0	0	0	85	294,300	0	29	48.2
Vista Del Sol West	MC Active	Twentynine Palms	0	0	0	0	156	512,675	0	65	83.5
* OTHER SITE(S) : 18			14	30,801	1	6,962	1	511	463	1,458	11.8
California Total:			3,663	41,384,127	23	87,271	4,546	18,618,789	544,617	1,269,927	19,947.3
District of Columbia											
MARBKS 8th and I Washington	MC Active	Washington, DC	10	143,869	0	0	0	0	4	4	28.9
MARBKS Washington DC Annex	MC Active	Washington, DC	3	158,450	0	0	0	0	7	7	42.9
MARBKS Washington DC Support Facility	MC Active	Washington, DC	0	0	0	0	0	0	1	1	35.9

* US Locations that do not meet criteria of at least ten (10) Acres AND at least \$10M PRV. US Territories and Non-US Locations that do not meet criteria of at least ten (10) Acres OR at least \$10M PRV.

DEPARTMENT OF DEFENSE - Marine Corps

Base Structure Report - As of 30 Sept 2012

SITE	COMPONENT	NAME NEAREST CITY	BUILDINGS						ACRES OWNED	TOTAL ACRES	PRV (\$M)
			OWNED		LEASED		OTHER				
			COUNT	SQFT	COUNT	SQFT	COUNT	SQFT			
District of Columbia Total:			13	302,319	0	0	0	0	12	12	107.7
Florida											
MCSF Blount Island	MC Active	Jacksonville	52	734,918	0	0	0	0	902	1,056	279.5
* OTHER SITE(S) : 3			12	71,425	0	0	0	0	444	464	18.6
Florida Total:			64	806,343	0	0	0	0	1,346	1,520	298.0
Georgia											
MCLB Albany	MC Active	Albany	240	6,708,324	0	0	90	238,680	3,619	3,623	1,218.9
MCLB Albany Housing Area 1	MC Active	Albany	100	188,876	0	0	0	0	68	68	22.0
* OTHER SITE(S) : 3			22	61,770	1	1,219	0	0	5,211	16,899	16.4
Georgia Total:			362	6,958,970	1	1,219	90	238,680	8,898	20,590	1,257.3
Hawaii											
MC Trng Area Bellows	MC Active	Waimanalo	11	38,729	0	0	0	0	28	1,030	58.7
MCB Camp Smith	MC Active	Aiea	52	874,980	0	0	9	19,010	219	221	522.4
MCB Hawaii Kaneohe	MC Active	Kaneohe	565	4,853,265	0	0	1,099	3,922,654	2,686	2,955	4,757.9
MCB Hawaii Manana Capehart	MC Active	Pearl City	7	13,636	0	0	153	429,514	52	52	146.4
MCB Hawaii Pearl City Annex	MC Active	Pearl City	7	255,008	0	0	0	0	27	27	69.9
MCB Hawaii Puuloa-Oahu	MC Active	Ewa Beach	23	58,702	0	0	0	0	165	165	57.5
* OTHER SITE(S) : 3			0	0	0	0	0	0	187	245	0.6
Hawaii Total:			665	6,094,320	0	0	1,261	4,371,178	3,364	4,695	5,613.4
Illinois											
Louis Joliet AFRC	MC Reserve	Joliet	4	45,403	0	0	0	0	5	5	13.5
MCRC Chicago	MC Reserve	Chicago	2	31,104	0	0	0	0	0	3	10.1
Illinois Total:			6	76,507	0	0	0	0	5	8	23.7
Indiana											
* OTHER SITE(S) : 1			1	15,220	0	0	0	0	0	4	2.9
Indiana Total:			1	15,220	0	0	0	0	0	4	2.9
Louisiana											
MARFORRES Hqtrs	MC Reserve	New Orleans	1	400,036	0	0	0	0	0	0	84.3
* OTHER SITE(S) : 3			4	43,690	0	0	0	0	10	18	8.0
Louisiana Total:			5	443,726	0	0	0	0	10	18	92.2

* US Locations that do not meet criteria of at least ten (10) Acres AND at least \$10M PRV. US Territories and Non-US Locations that do not meet criteria of at least ten (10) Acres OR at least \$10M PRV.

DEPARTMENT OF DEFENSE - Marine Corps

Base Structure Report - As of 30 Sept 2012

SITE	COMPONENT	NAME NEAREST CITY	BUILDINGS						ACRES OWNED	TOTAL ACRES	PRV (\$M)
			OWNED		LEASED		OTHER				
			COUNT	SQFT	COUNT	SQFT	COUNT	SQFT			
Maryland											
MARFOR CYBERCOM	MC Active	Columbia	0	0	1	37,721	0	0	0	0	13.2
MCRC Baltimore	MC Reserve	Baltimore	5	45,698	0	0	0	0	9	9	11.6
Maryland Total:			5	45,698	1	37,721	0	0	9	9	24.9
Massachusetts											
4th MAW Chicopee Housing	MC Reserve	Chicopee	0	0	0	0	59	275,022	53	53	44.3
Massachusetts Total:			0	0	0	0	59	275,022	53	53	44.3
Michigan											
NOSC Battle Creek	MC Reserve	Battle Creek	6	58,116	0	0	0	0	26	158	15.2
Michigan Total:			6	58,116	0	0	0	0	26	158	15.2
Missouri											
Bannister Federal Complex	MC Active	Kansas City	0	0	0	0	2	433,264	0	0	139.4
MCSPTACT Kansas City E Bales	MC Reserve	Belton	8	89,062	0	0	0	0	24	24	20.5
MCSPTACT Kansas City E Kensington	MC Reserve	Belton	5	116,650	0	0	0	0	13	13	31.0
MCSPTACT Kansas City PPV Housing	MC Reserve	Belton	0	0	0	0	239	676,340	41	89	99.6
* OTHER SITE(S) : 5			9	92,778	0	0	0	0	23	23	20.9
Missouri Total:			22	298,490	0	0	241	1,109,604	102	149	311.4
Nebraska											
* OTHER SITE(S) : 1			2	39,707	0	0	0	0	7	7	9.2
Nebraska Total:			2	39,707	0	0	0	0	7	7	9.2
Nevada											
* OTHER SITE(S) : 1			0	0	0	0	0	0	0	480	1.2
Nevada Total:			0	0	0	0	0	0	0	480	1.2
New York											
4th MARDIV Brooklyn	MC Reserve	New York City	4	127,989	0	0	0	0	72	72	51.1
4th MAW PPV Housing	MC Reserve	New Windsor	0	0	0	0	219	349,647	0	0	73.3
MARCORPS Dist 1 Garden City	MC Active	Garden City	7	165,946	0	0	0	0	7	7	46.5
MCRC Syracuse	MC Reserve	Syracuse	9	36,622	0	0	0	0	264	264	40.7
New York Total:			20	330,557	0	0	219	349,647	343	343	211.6
North Carolina											
ALF Bogue	MC Active	Bogue	19	44,891	0	0	0	0	850	850	32.2

* US Locations that do not meet criteria of at least ten (10) Acres AND at least \$10M PRV. US Territories and Non-US Locations that do not meet criteria of at least ten (10) Acres OR at least \$10M PRV.

DEPARTMENT OF DEFENSE - Marine Corps

Base Structure Report - As of 30 Sept 2012

SITE	COMPONENT	NAME NEAREST CITY	BUILDINGS						ACRES OWNED	TOTAL ACRES	PRV (\$M)
			OWNED		LEASED		OTHER				
			COUNT	SQFT	COUNT	SQFT	COUNT	SQFT			
Greater Sandy Run Area Site	MC Active	Camp Lejeune	26	47,155	0	0	0	0	40,126	41,002	193.7
MCAS Cherry Point	MC Active	Cherry Point	490	7,902,091	0	0	1,126	2,772,949	15,179	16,073	3,174.2
MCB Camp Lejeune	MC Active	Camp Lejeune	1,314	15,941,991	44	61,124	1,715	3,323,532	82,984	87,907	5,911.8
MCB Camp Lejeune Midway Park	MC Active	Camp Lejeune	22	101,666	0	0	310	1,141,641	0	0	191.4
MCB Camp Lejeune North Site	MC Active	Camp Lejeune	212	1,611,206	0	0	727	3,861,644	0	0	980.0
MCB Camp Lejeune Oak Grove	MC Active	Pollocksville	3	5,275	0	0	0	0	976	976	26.1
MCB Camp Lejeune West Site	MC Active	Camp Lejeune	665	5,511,928	13	31,290	348	570,683	2,773	3,728	2,014.5
OLF Atlantic	MC Active	Bogue	8	18,681	0	0	0	0	5,079	5,083	57.4
Point Of Marsh Target	MC Active	Atlantic	8	21,066	0	0	1	216	12,460	12,835	16.2
* OTHER SITE(S) : 12			11	39,643	1	81	0	0	555	559	9.9
North Carolina Total:			2,778	31,245,593	58	92,495	4,227	11,670,665	160,982	169,014	12,607.4
Ohio											
MCRC Brook Park	MC Reserve	Brook Park	5	63,486	0	0	0	0	11	11	13.3
Ohio Total:			5	63,486	0	0	0	0	11	11	13.3
Pennsylvania											
MCRC Folsom	MC Reserve	Folsom	4	39,004	0	0	0	0	7	7	10.8
* OTHER SITE(S) : 2			5	29,872	0	0	0	0	2	6	7.8
Pennsylvania Total:			9	68,876	0	0	0	0	10	13	18.6
South Carolina											
MCAS Beaufort	MC Active	Beaufort	280	2,479,005	0	0	290	540,679	5,691	6,267	1,167.3
MCAS Beaufort LB Housing	MC Active	Laurel Bay	22	231,689	0	0	1,106	1,502,517	1,077	1,077	306.7
MCRD Beaufort Parris Island	MC Active	Parris Island	312	4,058,208	0	0	199	531,697	8,047	8,080	1,389.0
* OTHER SITE(S) : 9			0	0	0	0	0	0	502	502	0.3
South Carolina Total:			614	6,768,902	0	0	1,595	2,574,893	15,318	15,926	2,863.3
Tennessee											
* OTHER SITE(S) : 1			3	28,163	0	0	0	0	6	6	6.0
Tennessee Total:			3	28,163	0	0	0	0	6	6	6.0
Texas											
* OTHER SITE(S) : 2			5	45,163	0	0	0	0	204	205	9.8
Texas Total:			5	45,163	0	0	0	0	204	205	9.8
Virginia											
MCB Quantico	MC Active	Quantico	588	8,021,278	0	0	413	2,375,223	55,155	60,320	3,472.6

* US Locations that do not meet criteria of at least ten (10) Acres AND at least \$10M PRV. US Territories and Non-US Locations that do not meet criteria of at least ten (10) Acres OR at least \$10M PRV.

DEPARTMENT OF DEFENSE - Marine Corps

Base Structure Report - As of 30 Sept 2012

SITE	COMPONENT	NAME NEAREST CITY	BUILDINGS						ACRES OWNED	TOTAL ACRES	PRV (\$M)
			OWNED		LEASED		OTHER				
			COUNT	SQFT	COUNT	SQFT	COUNT	SQFT			
* OTHER SITE(S) : 11			7	60,250	9	117,664	0	0	151	151	41.4
		Virginia Total:	595	8,081,528	9	117,664	413	2,375,223	55,306	60,471	3,514.0
<u>Washington</u>											
* OTHER SITE(S) : 1			5	29,648	0	0	0	0	12	12	7.8
		Washington Total:	5	29,648	0	0	0	0	12	12	7.8
<u>Wisconsin</u>											
* OTHER SITE(S) : 1			0	0	0	0	0	0	0	155	0.0
		Wisconsin Total:	0	0	0	0	0	0	0	155	0.0
		US/US Territories Total:	9,248	106,133,474	93	336,570	13,114	43,038,897	1,489,583	2,243,259	48,990.6

* US Locations that do not meet criteria of at least ten (10) Acres AND at least \$10M PRV. US Territories and Non-US Locations that do not meet criteria of at least ten (10) Acres OR at least \$10M PRV.

DEPARTMENT OF DEFENSE - Marine Corps

Base Structure Report - As of 30 Sept 2012

SITE	COMPONENT	NAME NEAREST CITY	BUILDINGS						ACRES OWNED	TOTAL ACRES	PRV (\$M)
			OWNED		LEASED		OTHER				
			COUNT	SQFT	COUNT	SQFT	COUNT	SQFT			
Japan											
Camp Courtney	MC Active	Tengan	88	308,790	0	0	130	1,780,985	0	331	609.7
Camp Foster	MC Active	Zukeran	1,188	3,093,698	0	0	340	5,103,587	0	1,472	2,336.6
Camp Fuji Japan	MC Active	Camp Fuji	43	72,389	0	0	47	542,647	0	33,382	236.9
Camp Gonsalves	MC Active	Henoko Okinawa	23	17,944	0	0	2	27,516	0	19,356	21.7
Camp Hansen	MC Active	Onna Okinawa	138	634,360	0	0	163	2,938,618	0	12,647	1,489.1
Camp Kinser	MC Active	Makiminato Okinawa	160	3,345,907	0	0	120	3,354,400	0	676	1,631.8
Camp Lester	MC Active	Chatan Okinawa	164	645,831	0	0	75	526,884	0	167	487.8
Camp McTureous	MC Active	Tengan	7	89,207	0	0	91	734,698	0	94	263.7
Camp Schwab	MC Active	Henoko Okinawa	127	427,583	0	0	58	1,607,198	0	5,397	865.3
Ie Jima Aux Airfield	MC Active	Henoko Okinawa	13	26,201	0	0	5	9,729	0	1,981	26.6
MCAS Futenma	MC Active	Futemma Okinawa	224	1,087,793	0	0	53	867,818	0	1,187	977.6
MCAS Iwakuni	MC Active	Iwakuni	176	669,519	0	0	375	4,794,442	0	7,111	2,308.1
MCB Camp S D Butler ASP	MC Active	Koza	0	0	0	0	3	21,055	0	491	95.4
* OTHER SITE(S) : 6			0	0	0	0	0	0	0	172	1.7
Japan Total:			2,351	10,419,222	0	0	1,462	22,309,577	0	84,464	11,352.1
South Korea											
Camp Mu Juk	MC Active	Pohang	21	66,290	0	0	31	149,256	0	88	54.2
South Korea Total:			21	66,290	0	0	31	149,256	0	88	54.2
Overseas Total:			2,372	10,485,512	0	0	1,493	22,458,833	0	84,552	11,406.2
Worldwide Totals By Reporting Component:			11,620	116,618,985	93	336,570	14,607	65,497,730	1,489,583	2,327,810	60,396.8

* US Locations that do not meet criteria of at least ten (10) Acres AND at least \$10M PRV. US Territories and Non-US Locations that do not meet criteria of at least ten (10) Acres OR at least \$10M PRV.

DEPARTMENT OF DEFENSE - WHS

Base Structure Report - As of 30 Sept 2012

SITE	COMPONENT	NAME NEAREST CITY	BUILDINGS						ACRES OWNED	TOTAL ACRES	PRV (\$M)
			OWNED		LEASED		OTHER				
			COUNT	SQFT	COUNT	SQFT	COUNT	SQFT			
Delaware											
* OTHER SITE(S) : 3			0	0	3	7,400	0	0	0	0	1.9
		Delaware Total:	0	0	3	7,400	0	0	0	0	1.9
District of Columbia											
1222 22nd Street NW	WHS	Washington, DC	0	0	1	48,535	0	0	0	0	11.8
* OTHER SITE(S) : 8			0	0	8	139,221	0	0	0	0	33.9
		District of Columbia Total:	0	0	9	187,756	0	0	0	0	45.8
Illinois											
* OTHER SITE(S) : 1			0	0	1	5,000	0	0	0	0	1.4
		Illinois Total:	0	0	1	5,000	0	0	0	0	1.4
Maryland											
3300 75th Avenue	WHS	Hyattsville	0	0	1	252,687	0	0	0	0	26.8
AE Annex	WHS	Middle River	0	0	1	473,271	0	0	0	0	50.2
* OTHER SITE(S) : 19			3	6,573	18	304,368	0	0	4	4	47.7
		Maryland Total:	3	6,573	20	1,030,326	0	0	4	4	124.6
Pennsylvania											
* OTHER SITE(S) : 1			69	639,861	0	0	0	0	716	716	215.5
		Pennsylvania Total:	69	639,861	0	0	0	0	716	716	215.5
Virginia											
1401 Wilson Blvd	WHS	Arlington	0	0	1	97,439	0	0	0	0	23.5
3100 Clarendon Blvd	WHS	Arlington	0	0	1	182,264	0	0	0	0	44.0
601 N. Fairfax Street	WHS	Arlington	0	0	1	51,355	0	0	0	0	12.4
8111 Gatehouse Road	WHS	Falls Church	0	0	1	57,652	0	0	0	0	13.9
Ballston Metro Center	WHS	Arlington	0	0	1	89,245	0	0	0	0	21.5
Boulders One	WHS	Charlottesville	0	0	1	78,988	0	0	0	0	19.1
Braddock Place	WHS	Alexandria	0	0	1	54,206	0	0	0	0	13.1
Crystal Gateway 1	WHS	Arlington	0	0	1	76,306	0	0	0	0	18.4
Crystal Gateway 2	WHS	Arlington	0	0	1	106,368	0	0	0	0	25.7
Crystal Mall 4	WHS	Arlington	0	0	1	51,139	0	0	0	0	12.3
Crystal Park 1	WHS	Arlington	0	0	1	60,824	0	0	0	0	14.7
Crystal Park 6	WHS	Arlington	0	0	1	75,989	0	0	0	0	18.3
Crystal Square 2	WHS	Arlington	0	0	1	93,156	0	0	0	0	22.5

* US Locations that do not meet criteria of at least ten (10) Acres AND at least \$10M PRV. US Territories and Non-US Locations that do not meet criteria of at least ten (10) Acres OR at least \$10M PRV.

DEPARTMENT OF DEFENSE - WHS
Base Structure Report - As of 30 Sept 2012

SITE	COMPONENT	NAME NEAREST CITY	BUILDINGS						ACRES OWNED	TOTAL ACRES	PRV (\$M)
			OWNED		LEASED		OTHER				
			COUNT	SQFT	COUNT	SQFT	COUNT	SQFT			
Crystal Square 4	WHS	Arlington	0	0	1	88,952	0	0	0	0	21.5
Defense Health Headquarters	WHS	Falls Church	0	0	1	644,001	0	0	0	0	155.5
Foba2 Navy Annex	WHS	Naval Annex	2	714,921	0	0	0	0	0	0	183.5
Founder S Square	WHS	Naval Annex	0	0	1	302,845	0	0	0	0	73.1
Gateway 4	WHS	Arlington	0	0	1	65,355	0	0	0	0	15.8
Gateway North	WHS	Arlington	0	0	1	197,320	0	0	0	0	47.6
Hoffman Bldg 2	WHS	Alexandria	0	0	1	564,944	0	0	0	0	136.4
Hybla Valley Office Bldg	WHS	Alexandria	0	0	1	77,353	0	0	0	0	18.7
Interstate Plaza	WHS	Alexandria	0	0	1	51,279	0	0	0	0	12.4
James Polk Building	WHS	Arlington	0	0	1	314,917	0	0	0	0	76.0
John W Powell Fb	WHS	Reston	0	0	1	74,388	0	0	0	0	18.0
Nash Street Building	WHS	Arlington	0	0	1	73,661	0	0	0	0	17.8
One Liberty Center	WHS	Arlington	0	0	1	272,753	0	0	0	0	65.8
Park Center IV	WHS	Alexandria	0	0	1	89,324	0	0	0	0	21.6
Parkridge Two Building	WHS	Reston	0	0	1	70,232	0	0	0	0	17.0
Pentagon Reservation	WHS	Pentagon, Arlington	32	6,908,293	0	0	0	0	220	220	4,977.1
Rosslyn Metro Center	WHS	Rosslyn	0	0	1	63,601	0	0	0	0	15.4
Skyline V	WHS	Falls Church	0	0	1	101,004	0	0	0	0	24.4
Skyline VI	WHS	Falls Church	0	0	1	145,185	0	0	0	0	35.0
Suffolk Building	WHS	Falls Church	0	0	1	233,925	0	0	0	0	56.5
VA Square	WHS	Arlington	0	0	1	67,227	0	0	0	0	16.2
Webb Building	WHS	Arlington	0	0	1	138,653	0	0	0	0	33.5
Zachary Taylor Building NC-3	WHS	Arlington	0	0	1	486,909	0	0	0	0	117.5
* OTHER SITE(S) : 54			0	0	50	1,014,801	0	0	7	7	212.9
Virginia Total:			34	7,623,214	84	6,213,560	0	0	227	227	6,628.4
US/US Territories Total:			106	8,269,648	117	7,444,042	0	0	948	948	7,017.6
Worldwide Totals By Reporting Component:			106	8,269,648	117	7,444,042	0	0	948	948	7,017.6

* US Locations that do not meet criteria of at least ten (10) Acres AND at least \$10M PRV. US Territories and Non-US Locations that do not meet criteria of at least ten (10) Acres OR at least \$10M PRV.

DEPARTMENT OF DEFENSE

Base Structure Report – As of 30 Sept 2012

VIII. State/Territories Army National Guard Inventory

**State/Territories Army National Guard
Base Structure Report - As of 30 Sept 2012**

SITE	COMPONENT	NAME NEAREST CITY	BUILDINGS				STATE OWNED ACRES	TOTAL ACRES	PRV (\$M)
			STATE OWNED		TOTAL				
			COUNT	SQFT	COUNT	SQFT			
Alabama									
AASF 02 Birmingham	Army Guard	Birmingham	2	90,788	2	90,788	85	85	30.8
AASF 3 Bates Field Mobile	Army Guard	Mobile	4	54,736	4	54,736	0	42	19.3
AFRC Mobile	Army Guard	Mobile	5	108,248	5	108,248	1	1	20.9
Fort Sequoyah Fort Payne	Army Guard	Fort Payne	8	46,062	8	46,062	20	20	9.3
Fort Whiting Mobile	Army Guard	Mobile	4	133,662	4	133,662	32	32	29.1
MD Birmingham	Army Guard	Birmingham	2	120,793	2	120,793	26	26	23.0
MD Quarles Flowers Decatur	Army Guard	Decatur	5	36,831	5	36,831	12	12	7.4
NG Buntin Parsons Dothan	Army Guard	Dothan	4	36,200	4	36,200	10	10	5.9
NG Charles A Rollo Auburn	Army Guard	Auburn	3	32,145	3	32,145	20	20	6.3
NG Charles P Bailey Athens	Army Guard	Athens	6	36,142	6	36,142	6	6	6.6
NG Clarence F Rhea Gadsden	Army Guard	Gadsden	12	88,403	12	88,403	12	12	17.7
NG Cromwell Pickens Florence	Army Guard	Florence	6	45,615	6	45,615	11	11	7.9
NG Cullman CSMS 2	Army Guard	Cullman	10	114,885	10	114,885	18	18	23.6
NG Don Bryant Brewton	Army Guard	Brewton	2	25,540	2	25,540	21	21	5.1
NG Ervin A Byrd Citronelle	Army Guard	Citronelle	2	29,078	2	29,078	11	11	6.5
NG Frank F Horton Andalusia	Army Guard	Andalusia	4	26,814	4	26,814	5	5	5.9
NG Henry B Graham Birmingham	Army Guard	Birmingham	5	153,139	5	153,139	16	16	29.9
NG Huntsville	Army Guard	Huntsville	2	25,608	2	25,608	12	12	5.0
NG I Judson Snead Centreville	Army Guard	Centreville	5	46,343	5	46,343	10	10	5.9
NG Ivan F Smith Clanton	Army Guard	Clanton	3	25,502	3	25,502	6	6	5.4
NG Jackson M Balch Huntsville	Army Guard	Huntsville	6	54,857	6	54,857	8	8	9.6
NG Jasper Readiness Center	Army Guard	Jasper	6	25,435	6	25,435	15	15	5.3
NG JFHQ - SMD	Army Guard	Montgomery	29	531,234	29	531,234	65	65	96.2
NG John H Fomey Jacksonville	Army Guard	Jacksonville	2	38,563	2	38,563	10	10	6.9
NG Julis W Hicks Enterprise	Army Guard	Enterprise	7	39,965	7	39,965	14	14	7.4
NG Lauris D Graves Talladega	Army Guard	Talladega	4	24,002	4	24,002	20	20	5.0
NG Linden	Army Guard	Linden	5	27,897	5	27,897	14	14	5.8
NG MD Haleyville	Army Guard	Haleyville	2	86,477	2	86,477	41	41	18.3
NG Northport	Army Guard	Northport	10	43,463	10	43,463	11	11	9.5
NG Oneonta	Army Guard	Oneonta	4	37,913	4	37,913	10	10	7.3
NG Opelika	Army Guard	Opelika	6	33,057	6	33,057	10	10	6.8
NG R Dewey Piper Tallassee	Army Guard	Tallassee	4	35,573	4	35,573	10	10	6.9
NG R W Shepherd Hope Hull	Army Guard	Hope Hull	9	119,395	9	119,395	62	62	40.6
NG Ralph W Adams Troy	Army Guard	Troy	1	35,440	1	35,440	8	8	7.1

* All Locations that do not meet criteria of at least five (5) Acres AND at least \$5M PRV.

**State/Territories Army National Guard
Base Structure Report - As of 30 Sept 2012**

SITE	COMPONENT	NAME NEAREST CITY	BUILDINGS				STATE OWNED ACRES	TOTAL ACRES	PRV (\$M)
			STATE OWNED		TOTAL				
			COUNT	SQFT	COUNT	SQFT			
NG Selma Readiness Center/FMS 18	Army Guard	Selma	6	53,900	6	53,900	9	9	11.0
NG Springville	Army Guard	Springville	4	28,617	4	28,617	6	6	5.5
NG Taylor Hardin Montgomery	Army Guard	Montgomery	3	47,040	3	47,040	11	11	8.0
NG Tom Beville Fayette	Army Guard	Fayette	2	35,345	2	35,345	20	20	6.6
NG Vincent	Army Guard	Vincent	5	31,744	5	31,744	7	7	6.2
NG Wilburn B Fowler Arab	Army Guard	Arab	6	27,546	6	27,546	10	10	5.6
NG William A Hornsby Daleville	Army Guard	Daleville	4	29,212	4	29,212	12	12	6.0
NG William N Griffin Goodwater	Army Guard	Goodwater	5	29,474	5	29,474	10	10	5.5
* OTHER SITE(S) : 57			123	865,531	123	865,531	436	436	171.0
Alabama Total:			347	3,558,214	347	3,558,214	1,153	1,195	729.9
Alaska									
Anchorage International Airport	Army Guard	Anchorage	1	19,234	1	19,234	10	10	9.3
NG Alcantra Armory Complex	Army Guard	Palmer	6	27,391	6	27,391	360	360	12.1
NG Bethel AAOF	Army Guard	Bethel	2	42,396	2	42,396	11	11	61.3
NG Bethel Arm OMS	Army Guard	Bethel	5	21,057	5	21,057	21,252	21,252	18.4
NG Fairbanks Arm OMS	Army Guard	Fairbanks	2	33,209	2	33,209	5	5	13.9
NG Juneau AAOF	Army Guard	Juneau	2	17,471	2	17,471	2	2	14.1
NG Juneau Armory and FMS	Army Guard	Juneau	3	63,119	3	63,119	10	10	45.8
NG Juneau OMS	Army Guard	Juneau	0	0	0	0	1	1	13.6
NG Kenai Armory	Army Guard	Kenai	1	13,210	1	13,210	5	5	6.7
NG Ketchikan Arm OMSS	Army Guard	Ketchikan	1	18,446	1	18,446	1	1	10.6
NG Kodiak Armory	Army Guard	Kodiak	2	9,626	2	9,626	64	64	6.8
NG Kotzebue AAOF	Army Guard	Kotzebue	1	13,068	1	13,068	2	2	17.5
NG Kotzebue Arm OMS	Army Guard	Kotzebue	2	30,625	2	30,625	3	3	27.7
NG Nome AAOF	Army Guard	Nome	2	17,647	2	17,647	4	4	25.5
NG Nome Armory OMS	Army Guard	Nome	3	19,332	3	19,332	1	1	25.0
NG Sitka Armory	Army Guard	Sitka	1	15,305	1	15,305	5	5	8.4
* OTHER SITE(S) : 18			22	31,171	22	31,171	24,193	24,207	22.4
Alaska Total:			56	392,307	56	392,307	45,930	45,944	339.1
Arizona									
NG Belmont Armory	Army Guard	Belmont	4	29,000	4	29,000	15	15	7.7
NG Mesa Armory	Army Guard	Mesa	10	41,742	10	41,742	5	5	8.8
NG Papago Park Military Reservation CSMS	Army Guard	Phoenix	3	96,439	3	96,439	32	32	25.5

* All Locations that do not meet criteria of at least five (5) Acres AND at least \$5M PRV.

**State/Territories Army National Guard
Base Structure Report - As of 30 Sept 2012**

SITE	COMPONENT	NAME NEAREST CITY	BUILDINGS				STATE OWNED ACRES	TOTAL ACRES	PRV (\$M)
			STATE OWNED		TOTAL				
			COUNT	SQFT	COUNT	SQFT			
NG Picacho Aviation TS	Army Guard	Picacho	2	6,158	2	6,158	320	320	12.9
NG Project Challenge	Army Guard	Queen Creek	7	40,973	7	40,973	5	5	9.9
NG Roosevelt Armory	Army Guard	Phoenix	4	38,683	4	38,683	4	4	8.6
NG Showlow Armory	Army Guard	Show Low	3	20,693	3	20,693	0	10	5.3
NG Silver Bell Army Heliport	Army Guard	Marana	21	478,504	21	478,504	178	743	139.8
NG Silverlake Armory	Army Guard	Tucson	6	44,074	6	44,074	6	6	10.7
NG Valencia Readiness Center	Army Guard	Tucson	4	47,063	4	47,063	20	20	12.6
NG Yuma Readiness Center	Army Guard	Yuma	2	39,830	2	39,830	0	5	12.4
* OTHER SITE(S) : 16			37	198,420	37	198,420	58	61	46.4
Arizona Total:			103	1,081,579	103	1,081,579	644	1,227	300.6
Arkansas									
Camp Joseph T Robinson	Army Guard	North Little Rock	286	2,078,989	286	2,078,989	32,868	32,868	602.9
NG Benton	Army Guard	Benton	1	34,000	1	34,000	11	11	7.1
NG Cabot Readiness Center	Army Guard	Cabot	1	35,545	1	35,545	10	10	7.5
NG Camden	Army Guard	Camden	3	33,543	3	33,543	5	5	6.6
NG Fayetteville	Army Guard	Fayetteville	3	31,441	3	31,441	10	10	6.6
NG Hazen	Army Guard	Hazen	2	48,960	2	48,960	1	1	9.8
NG Little Rock	Army Guard	Little Rock	3	49,406	3	49,406	5	5	10.5
NG Malvern	Army Guard	Malvern	6	29,485	6	29,485	8	8	6.3
NG North Little Rock	Army Guard	North Little Rock	2	43,025	2	43,025	5	5	9.1
NG Russellville	Army Guard	Russellville	4	38,026	4	38,026	13	13	7.3
NG Searcy	Army Guard	Searcy	5	34,848	5	34,848	3	3	8.3
NG Warren Readiness Center and OMS 5	Army Guard	Warren	5	44,181	5	44,181	27	27	9.3
NW Arkansas AFRC	Army Guard	Bentonville	3	109,256	3	109,256	0	0	21.4
* OTHER SITE(S) : 57			128	769,355	128	769,355	224	224	141.5
Arkansas Total:			452	3,380,060	452	3,380,060	33,191	33,191	854.5
California									
ITC Camp San Luis Obispo	Army Guard	San Luis Obispo	290	1,127,085	290	1,127,085	5,461	5,461	323.5
NG Azusa Sierra Madre	Army Guard	Azusa	3	89,489	3	89,489	18	18	23.4
NG Bakersfield (Gateway)	Army Guard	Bakersfield	2	50,563	2	50,563	21	21	15.4
NG Bakersfield (P)	Army Guard	Bakersfield	4	20,294	4	20,294	3	3	5.5
NG Barstow	Army Guard	Barstow	3	19,998	3	19,998	5	5	5.6
NG Benicia	Army Guard	Benicia	3	18,369	3	18,369	5	5	5.1

* All Locations that do not meet criteria of at least five (5) Acres AND at least \$5M PRV.

**State/Territories Army National Guard
Base Structure Report - As of 30 Sept 2012**

SITE	COMPONENT	NAME NEAREST CITY	BUILDINGS				STATE OWNED ACRES	TOTAL ACRES	PRV (\$M)
			STATE OWNED		TOTAL				
			COUNT	SQFT	COUNT	SQFT			
NG Burbank	Army Guard	Burbank	3	36,412	3	36,412	4	4	9.4
NG Compton Parmalee	Army Guard	Compton	5	25,700	5	25,700	5	5	6.0
NG El Centro	Army Guard	El Centro	6	21,315	6	21,315	3	3	5.5
NG Eureka	Army Guard	Eureka	3	26,059	3	26,059	4	4	7.2
NG Fairfield	Army Guard	Fairfield	1	39,063	1	39,063	5	5	11.3
NG Fresno Airways	Army Guard	Fresno	1	10,462	1	10,462	7	7	5.0
NG Fresno AVCRAD Dakota	Army Guard	Fresno	6	115,784	6	115,784	48	48	42.1
NG Fresno Chance	Army Guard	Fresno	4	49,770	4	49,770	2	2	12.7
NG Glendale	Army Guard	Glendale	3	32,216	3	32,216	2	2	7.6
NG Inglewood	Army Guard	Inglewood	3	39,816	3	39,816	4	4	10.0
NG Lakeport	Army Guard	Lakeport	1	23,654	1	23,654	7	7	6.5
NG Lancaster	Army Guard	Lancaster	1	56,640	1	56,640	28	28	14.8
NG Lodi	Army Guard	Lodi	2	23,195	2	23,195	2	2	5.2
NG Long Beach (Redondo)	Army Guard	Long Beach	2	82,089	2	82,089	20	20	21.7
NG Long Beach CSMS Stearns	Army Guard	Long Beach	7	57,182	7	57,182	5	5	17.0
NG Los Angeles	Army Guard	Los Angeles	2	40,566	2	40,566	2	2	10.3
NG Manhattan Beach	Army Guard	Manhattan Beach	3	24,583	3	24,583	4	4	5.4
NG Modesto	Army Guard	Modesto	3	20,870	3	20,870	2	2	6.1
NG National City	Army Guard	National City	4	25,853	4	25,853	4	4	5.9
NG Ontario	Army Guard	Ontario	3	31,837	3	31,837	3	3	8.5
NG Pittsburg	Army Guard	Pittsburg	3	19,065	3	19,065	2	2	6.1
NG Red Bluff	Army Guard	Red Bluff	3	17,386	3	17,386	3	3	5.3
NG Richmond	Army Guard	Richmond	3	37,588	3	37,588	2	2	9.9
NG Roseville	Army Guard	Roseville	3	31,827	3	31,827	5	5	11.7
NG Sacramento (B)	Army Guard	Sacramento	5	41,596	5	41,596	3	3	7.3
NG Sacramento 58th	Army Guard	Sacramento	4	35,789	4	35,789	6	6	9.4
NG Sacramento JFHQ	Army Guard	Sacramento	1	110,500	1	110,500	8	8	27.7
NG Sacramento JFHQ Annex	Army Guard	Mather AFB	1	28,529	1	28,529	0	0	8.6
NG Sacramento Meadowview	Army Guard	Sacramento	2	40,379	2	40,379	9	9	11.9
NG San Diego	Army Guard	San Diego	7	84,918	7	84,918	18	18	21.1
NG San Francisco	Army Guard	San Francisco	4	61,632	4	61,632	8	8	12.5
NG San Jose Hedding	Army Guard	San Jose	3	52,576	3	52,576	6	6	13.8
NG San Mateo	Army Guard	San Mateo	4	21,019	4	21,019	2	2	5.5
NG San Rafael	Army Guard	San Rafael	2	25,888	2	25,888	4	4	7.4
NG Santa Ana	Army Guard	Santa Ana	4	18,397	4	18,397	3	3	5.3

* All Locations that do not meet criteria of at least five (5) Acres AND at least \$5M PRV.

**State/Territories Army National Guard
Base Structure Report - As of 30 Sept 2012**

SITE	COMPONENT	NAME NEAREST CITY	BUILDINGS				STATE OWNED ACRES	TOTAL ACRES	PRV (\$M)
			STATE OWNED		TOTAL				
			COUNT	SQFT	COUNT	SQFT			
NG Santa Barbara	Army Guard	Santa Barbara	5	38,062	5	38,062	3	3	10.6
NG Santa Maria	Army Guard	Santa Maria	2	21,347	2	21,347	1	1	5.5
NG Santa Rosa	Army Guard	Santa Rosa	5	27,360	5	27,360	5	5	6.9
NG Stockton AASF	Army Guard	Stockton	2	42,754	2	42,754	15	15	29.0
NG Stockton Armory	Army Guard	Stockton	2	50,340	2	50,340	10	10	12.2
NG Stockton FMS/CSMS	Army Guard	Stockton	7	69,869	7	69,869	28	28	22.2
NG Ventura	Army Guard	Ventura	2	23,847	2	23,847	5	5	5.8
* OTHER SITE(S) : 73			120	788,768	120	788,768	301	453	206.1
California Total:			562	3,798,300	562	3,798,300	6,122	6,273	1,058.8
Colorado									
Fort Lupton	Army Guard	Fort Lupton	4	36,320	4	36,320	25	25	9.1
NG Aurora	Army Guard	Aurora	2	47,115	2	47,115	0	6	10.4
NG Boulder	Army Guard	Boulder	4	22,752	4	22,752	9	9	5.6
NG Centennial	Army Guard	Centennial	9	93,320	9	93,320	8	8	24.1
NG Colorado Springs 3	Army Guard	Colorado Springs	1	36,911	1	36,911	0	0	7.9
NG Denver 1	Army Guard	Denver	4	79,060	4	79,060	0	10	17.3
NG Golden	Army Guard	Golden	6	57,182	6	57,182	5	5	7.7
NG Grand Junction-DHS	Army Guard	Grand Junction	2	54,629	2	54,629	0	18	14.8
NG Gypsum (HAATS)	Army Guard	Gypsum	2	24,441	2	24,441	0	27	9.1
NG Montrose	Army Guard	Montrose	1	25,010	1	25,010	26	26	5.7
NG Watkins	Army Guard	Watkins	3	59,865	3	59,865	0	0	13.0
Windsor	Army Guard	Windsor	1	30,706	1	30,706	17	17	8.1
* OTHER SITE(S) : 22			32	185,793	32	185,793	63	65	41.0
Colorado Total:			71	753,104	71	753,104	153	216	173.9
Connecticut									
NG AVCRAD Groton	Army Guard	Groton	14	191,730	14	191,730	24	24	62.6
NG Branford Armory OMS 11	Army Guard	Branford	4	48,690	4	48,690	4	4	12.9
NG Camp Hartell	Army Guard	Windsor Locks	38	132,251	38	132,251	59	59	50.5
NG Camp Reil	Army Guard	Niantic	45	222,019	45	222,019	82	82	69.2
NG East Haven Rifle Range	Army Guard	East Haven	9	4,711	9	4,711	121	121	5.8
NG Hartford Armory OMS 8A	Army Guard	Hartford	4	208,878	4	208,878	6	6	55.3
NG Naugatuck Armory OMS 5	Army Guard	Naugatuck	4	19,256	4	19,256	4	4	5.4
NG New Britain Armory	Army Guard	New Britain	1	26,995	1	26,995	8	8	6.6

* All Locations that do not meet criteria of at least five (5) Acres AND at least \$5M PRV.

State/Territories Army National Guard Base Structure Report - As of 30 Sept 2012

SITE	COMPONENT	NAME NEAREST CITY	BUILDINGS				STATE OWNED ACRES	TOTAL ACRES	PRV (\$M)
			STATE OWNED		TOTAL				
			COUNT	SQFT	COUNT	SQFT			
NG New London Armory	Army Guard	New London	1	38,175	1	38,175	8	8	10.1
NG Norwalk Armory	Army Guard	Norwalk	2	31,966	2	31,966	11	11	8.9
NG Norwich Armory OMS 10	Army Guard	Norwich	4	41,650	4	41,650	11	11	10.5
NG Southington Armory OMS 2	Army Guard	Southington	5	42,245	5	42,245	10	10	10.1
NG Stratford Armory OMS 9	Army Guard	Stratford	2	46,114	2	46,114	10	10	10.8
NG Waterbury Armory	Army Guard	Waterbury	1	64,292	1	64,292	1	1	16.2
Stones Ranch Military Reservation	Army Guard	East Lyme	25	124,111	25	124,111	1,862	1,862	52.6
* OTHER SITE(S) : 6			8	62,475	8	62,475	101	101	17.7
Connecticut Total:			167	1,305,558	167	1,305,558	2,322	2,322	405.4
<u>Delaware</u>									
NG 1401 Armory	Army Guard	Wilmington	2	48,253	2	48,253	7	7	11.0
NG Bethany Beach TS	Army Guard	Bethany Beach	82	124,691	82	124,691	105	105	34.6
NG Dagsboro	Army Guard	Dagsboro	6	50,969	6	50,969	9	9	12.4
NG Duncan Armory AASF	Army Guard	New Castle	8	72,945	8	72,945	13	13	55.1
NG Georgetown	Army Guard	Georgetown	3	25,019	3	25,019	4	4	5.6
NG Gov Bacon Health Ctr	Army Guard	Delaware City	2	26,158	2	26,158	6	6	5.8
NG Milford	Army Guard	Milford	4	17,792	4	17,792	3	3	5.1
NG Pigman Armory	Army Guard	Seaford	3	23,273	3	23,273	3	3	5.4
NG Seaford Readiness Center	Army Guard	Seaford	6	20,405	6	20,405	14	14	5.9
NG Smyrna Readiness Center	Army Guard	Smyrna	2	54,389	2	54,389	14	14	12.6
NG Stern Armory	Army Guard	Wilmington	4	30,193	4	30,193	4	4	7.4
NG Wilmington	Army Guard	Wilmington	3	79,622	3	79,622	15	15	18.3
* OTHER SITE(S) : 1			1	9,714	1	9,714	3	3	1.6
Delaware Total:			126	583,423	126	583,423	200	200	180.8
<u>District of Columbia</u>									
NG D.C. Armory	Army Guard	Washington, DC	5	588,613	5	588,613	0	10	130.1
District of Columbia Total:			5	588,613	5	588,613	0	10	130.1
<u>Florida</u>									
MTC Camp Blanding	Army Guard	Starke	567	1,828,864	567	1,828,864	78,482	78,482	693.3
NG Bonifay Readiness Center	Army Guard	Bonifay	12	24,097	12	24,097	7	7	5.2
NG Bradenton Readiness Center	Army Guard	Bradenton	8	50,623	8	50,623	7	7	7.8
NG Brooksville RC, AASF 2, C23	Army Guard	Spring Hill	9	108,526	9	108,526	19	19	28.2
NG Crystal River Readiness Center	Army Guard	Crystal River	7	32,296	7	32,296	18	18	7.6

* All Locations that do not meet criteria of at least five (5) Acres AND at least \$5M PRV.

State/Territories Army National Guard Base Structure Report - As of 30 Sept 2012

SITE	COMPONENT	NAME NEAREST CITY	BUILDINGS				STATE OWNED ACRES	TOTAL ACRES	PRV (\$M)
			STATE OWNED		TOTAL				
			COUNT	SQFT	COUNT	SQFT			
NG Deland Readiness Center	Army Guard	Deland	4	29,773	4	29,773	3	3	5.1
NG Fort Lauderdale Readiness Center	Army Guard	Fort Lauderdale	6	27,944	6	27,944	6	6	7.1
NG Fort Pierce Readiness Center	Army Guard	Ft Pierce	3	31,934	3	31,934	5	5	5.3
NG Haines City Readiness Center	Army Guard	Haines City	8	35,444	8	35,444	8	8	7.5
NG Jacksonville, Cecil Field AASF 1	Army Guard	Jacksonville	14	207,416	14	207,416	7	7	62.6
NG Jacksonville, Snyder RC	Army Guard	Jacksonville	7	43,627	7	43,627	25	25	9.4
NG Lake City Readiness Center	Army Guard	Lake City	6	22,487	6	22,487	7	7	5.1
NG Lake Wales Readiness Center	Army Guard	Lake Wales	4	23,634	4	23,634	7	7	5.2
NG Lakeland Readiness Center	Army Guard	Lakeland	4	28,400	4	28,400	10	10	5.7
NG Miami Readiness Center	Army Guard	Miami-Dade	7	39,632	7	39,632	6	6	9.3
NG Ocala Readiness Center	Army Guard	Ocala	4	23,259	4	23,259	10	10	5.1
NG Orlando Readiness Center	Army Guard	Orlando	5	33,142	5	33,142	5	5	6.7
NG Palmetto Readiness Center	Army Guard	Palmetto	4	33,174	4	33,174	5	5	5.6
NG Panama City Readiness Center	Army Guard	Panama City	3	30,619	3	30,619	5	5	5.9
NG Pensacola (Ellyson Field)	Army Guard	Pensacola	7	47,550	7	47,550	0	11	9.3
NG Plant City Readiness Center	Army Guard	Plant City	7	29,117	7	29,117	13	13	7.1
NG Quincy Readiness Center	Army Guard	Quincy	3	29,684	3	29,684	15	15	6.4
NG Sarasota Readiness Center	Army Guard	Sarasota	5	27,307	5	27,307	3	3	5.8
NG St Augustine, Ensslin Readiness Center	Army Guard	St. Augustine	5	90,198	5	90,198	18	18	18.3
NG St Augustine, St Francis Barracks	Army Guard	St. Augustine	20	82,807	20	82,807	7	7	14.7
NG St Petersburg Readiness Center	Army Guard	St. Petersburg	8	34,376	8	34,376	6	6	10.0
NG Starke Readiness Center	Army Guard	Starke	3	28,179	3	28,179	12	12	6.2
NG Tallahassee Readiness Center	Army Guard	Tallahassee	7	40,916	7	40,916	19	19	9.4
NG Tampa Readiness Center	Army Guard	Tampa	6	85,760	6	85,760	10	10	19.7
NG Wauchula Readiness Center	Army Guard	Wauchula	2	27,395	2	27,395	9	9	5.4
NG West Palm Beach, Calloway, FMS 15	Army Guard	West Palm Beach	5	66,120	5	66,120	19	19	14.3
* OTHER SITE(S) : 36			74	403,542	74	403,542	8,881	8,889	85.7
Florida Total:			834	3,647,842	834	3,647,842	87,652	87,671	1,100.1

Georgia

NG Albany	Army Guard	Albany	8	24,672	8	24,672	3	3	5.6
NG Atlanta - Confederate Ave	Army Guard	Atlanta	15	228,650	15	228,650	74	74	48.2
NG Augusta	Army Guard	Augusta	6	51,252	6	51,252	12	12	10.2
NG Barnesville	Army Guard	Barnesville	1	77,158	1	77,158	26	26	13.8
NG Brunswick	Army Guard	Brunswick	6	32,008	6	32,008	7	7	7.2

* All Locations that do not meet criteria of at least five (5) Acres AND at least \$5M PRV.

**State/Territories Army National Guard
Base Structure Report - As of 30 Sept 2012**

SITE	COMPONENT	NAME NEAREST CITY	BUILDINGS				STATE OWNED ACRES	TOTAL ACRES	PRV (\$M)
			STATE OWNED		TOTAL				
			COUNT	SQFT	COUNT	SQFT			
NG Calhoun	Army Guard	Calhoun	5	23,031	5	23,031	43	43	5.1
NG Columbus	Army Guard	Columbus	6	43,940	6	43,940	7	7	9.3
NG Decatur	Army Guard	Decatur	6	27,133	6	27,133	6	6	5.5
NG Dublin	Army Guard	Dublin	5	29,331	5	29,331	10	10	6.2
NG Henry D Russell Armory	Army Guard	Macon	5	29,744	5	29,744	6	6	5.3
NG Kennesaw	Army Guard	Kennesaw	6	41,185	6	41,185	14	14	7.9
NG Macon RTI	Army Guard	Macon	18	55,367	18	55,367	30	30	12.3
NG Oglethorpe Armory	Army Guard	Ellenwood	2	88,981	2	88,981	32	32	17.8
NG Savannah	Army Guard	Savannah	8	78,627	8	78,627	27	27	15.0
NG Washington	Army Guard	Washington	8	24,374	8	24,374	5	5	5.1
NG Winder Brw Arpt	Army Guard	Winder	8	51,484	8	51,484	33	34	10.8
NG Winder-Downtown	Army Guard	Winder	5	38,605	5	38,605	7	7	7.2
* OTHER SITE(S) : 65			177	846,726	177	846,726	549	552	164.9
Georgia Total:			295	1,792,268	295	1,792,268	889	893	357.5
Hawaii									
NG Fort Ruger	Army Guard	Honolulu	28	196,870	28	196,870	337	337	94.2
NG Hanapepe	Army Guard	Hanapepe	4	25,171	4	25,171	3	3	12.6
NG Hilo AASF 2	Army Guard	Hilo	4	41,859	4	41,859	20	20	33.3
NG Kapaa	Army Guard	Kapaa	4	14,396	4	14,396	3	3	8.3
NG Keaau	Army Guard	Keaau	3	12,513	3	12,513	3	3	8.2
NG Kealakekua	Army Guard	Kealakekua	3	19,645	3	19,645	4	4	7.8
NG Pearl City	Army Guard	Pearl City	2	67,466	2	67,466	3	3	13.6
NG Pu'Unene	Army Guard	Kihei	3	30,964	3	30,964	30	30	17.5
NG TS Keaukaha Mil Res	Army Guard	Hilo	35	248,191	35	248,191	509	509	128.9
NG TS Ukumehame Range	Army Guard	Lahaina	0	0	0	0	39	39	5.6
NG Wahiawa	Army Guard	Wahiawa	5	64,836	5	64,836	4	4	29.5
* OTHER SITE(S) : 3			6	8,749	6	8,749	74	74	7.2
Hawaii Total:			97	730,660	97	730,660	1,029	1,029	366.8
Idaho									
NG GF Aviation Armory (500)	Army Guard	Boise	3	62,980	3	62,980	0	5	10.4
NG GF Bennett Building (600)	Army Guard	Boise	1	47,141	1	47,141	0	6	10.4
NG Gowen Field Boise	Army Guard	Boise	2	26,970	2	26,970	0	0	5.1
NG Idaho Falls Armory FMS 6	Army Guard	Idaho Falls	8	32,794	8	32,794	4	4	6.1

* All Locations that do not meet criteria of at least five (5) Acres AND at least \$5M PRV.

State/Territories Army National Guard Base Structure Report - As of 30 Sept 2012

SITE	COMPONENT	NAME NEAREST CITY	BUILDINGS				STATE OWNED ACRES	TOTAL ACRES	PRV (\$M)
			STATE OWNED		TOTAL				
			COUNT	SQFT	COUNT	SQFT			
NG Lewiston Armory FMS 1	Army Guard	Lewiston	4	23,772	4	23,772	8	8	5.8
NG Orchard Mates Boise	Army Guard	Boise	13	135,746	13	135,746	0	178	46.1
NG Pocatello Armory FMS 5	Army Guard	Pocatello	6	38,241	6	38,241	11	11	9.3
NG Post Falls Armory FMS S1	Army Guard	Post Falls	4	46,492	4	46,492	8	8	11.1
Orchard Range TS Boise	Army Guard	Boise	88	86,590	88	86,590	138,551	138,551	157.5
* OTHER SITE(S) : 37			67	267,965	67	267,965	39,466	71,762	60.6
Idaho Total:			196	768,691	196	768,691	178,048	210,533	322.3

Illinois

Marseilles (MTA Training Area)	Army Guard	Marseilles	35	206,694	35	206,694	2,814	2,814	86.5
NG Aurora Armory	Army Guard	Aurora	1	28,980	1	28,980	0	1	7.4
NG Bartonville (Peoria JMD)	Army Guard	Peoria	3	111,543	3	111,543	27	27	29.5
NG Beardstown Armory	Army Guard	Beardstown	2	22,337	2	22,337	9	9	5.5
NG Bloomington Armory FMS 16	Army Guard	Bloomington	3	54,493	3	54,493	11	11	13.7
NG Cairo Armory	Army Guard	Cairo	1	35,222	1	35,222	2	2	9.5
NG Carbondale Armory FMS 08	Army Guard	Carbondale	2	32,691	2	32,691	2	2	9.9
NG Champaign Armory	Army Guard	Champaign	1	28,899	1	28,899	1	1	7.3
NG Chicago (Calumet Ave Armory)	Army Guard	Chicago	1	145,152	1	145,152	5	5	33.4
NG Chicago (Midway Armory AASF 2)	Army Guard	Chicago	4	86,308	4	86,308	4	4	30.3
NG Chicago (Northwest Armory)	Army Guard	Chicago	1	204,256	1	204,256	3	3	51.6
NG Chicago, Jones Armory FMS 14	Army Guard	Chicago	1	294,720	1	294,720	6	6	70.0
NG Crestwood Armory FMS 02	Army Guard	Robbins	1	115,590	1	115,590	18	18	33.7
NG Danville Armory	Army Guard	Danville	1	24,500	1	24,500	10	10	6.9
NG Decatur AASF 1	Army Guard	Decatur	6	56,731	6	56,731	10	10	25.8
NG Decatur Armory FMS 04	Army Guard	Decatur	3	49,757	3	49,757	12	12	14.8
NG Delavin Armory	Army Guard	Delavan	1	28,784	1	28,784	2	2	7.6
NG Dixon Armory	Army Guard	Dixon	2	29,525	2	29,525	1	1	7.8
NG East St Louis Armory FMS 15	Army Guard	Centreville	4	63,856	4	63,856	8	8	16.0
NG Effingham Armory	Army Guard	Effingham	1	22,050	1	22,050	3	3	6.0
NG Elgin Armory	Army Guard	Elgin	1	31,268	1	31,268	1	1	8.5
NG Freeport Armory	Army Guard	Freeport	2	25,461	2	25,461	4	4	6.9
NG Galva Armory	Army Guard	Galva	1	32,864	1	32,864	6	6	9.1
NG Iema Building JOC OPS	Army Guard	Springfield	1	20,075	1	20,075	0	0	5.3
NG Joliet Armory FMS 12	Army Guard	Joliet	3	51,418	3	51,418	5	5	14.8
NG Kankakee (Cpt Stefanich JMD)	Army Guard	Kankakee	2	41,188	2	41,188	11	11	11.2

* All Locations that do not meet criteria of at least five (5) Acres AND at least \$5M PRV.

State/Territories Army National Guard Base Structure Report - As of 30 Sept 2012

SITE	COMPONENT	NAME NEAREST CITY	BUILDINGS				STATE OWNED ACRES	TOTAL ACRES	PRV (\$M)
			STATE OWNED		TOTAL				
			COUNT	SQFT	COUNT	SQFT			
NG Kewanee Armory FMS 07	Army Guard	Kewanee	3	53,659	3	53,659	4	4	14.4
NG Lawrenceville Armory	Army Guard	Lawrenceville	1	28,808	1	28,808	2	2	7.6
NG Lincoln Youth Challenge	Army Guard	Rantoul	5	218,503	5	218,503	0	0	60.3
NG Litchfield Armory	Army Guard	Litchfield	1	21,647	1	21,647	3	3	5.9
NG Machesney Park Armory FMS 13	Army Guard	Machesney Park	3	53,386	3	53,386	12	12	15.1
NG Macomb Armory FMS 19A	Army Guard	Macomb	3	56,077	3	56,077	7	7	14.9
NG Marion Armory FMS 18	Army Guard	Marion	3	46,431	3	46,431	11	11	13.2
NG Mattoon Armory FMS 5	Army Guard	Mattoon	3	46,947	3	46,947	7	7	14.6
NG Mt Vernon Armed Forces Reserve Center	Army Guard	Mt Vernon	2	85,387	2	85,387	23	23	20.6
NG Mt Vernon Armory	Army Guard	Mt Vernon	1	29,048	1	29,048	2	2	8.6
NG North Riverside Armory	Army Guard	Riverside	3	88,163	3	88,163	10	10	24.2
NG Paris Armory FMS 10	Army Guard	Paris	3	43,759	3	43,759	3	3	10.6
NG Pontiac Armory	Army Guard	Pontiac	1	32,825	1	32,825	5	5	8.6
NG Quad Cities Armory FMS 19	Army Guard	Milan	3	60,644	3	60,644	25	25	13.3
NG Quincy (Gen Grimmer) FMS 20	Army Guard	Quincy	5	35,426	5	35,426	6	6	10.9
NG Rock Falls Armory FMS 11	Army Guard	Rock Falls	3	41,501	3	41,501	4	4	11.5
NG Salem (LTC McMackin II) Armory	Army Guard	Salem	1	31,689	1	31,689	3	3	8.7
NG Shiloh Readiness Center	Army Guard	O Fallon	2	35,448	2	35,448	15	15	8.7
NG Sparta Armory	Army Guard	Sparta	5	42,393	5	42,393	2,653	2,653	16.7
NG Springfield (TS Camp Lincoln)	Army Guard	Springfield	39	471,647	39	471,647	160	160	135.6
NG Streator Armory	Army Guard	Streator	1	29,828	1	29,828	2	2	7.9
NG Sullivan Armory	Army Guard	Sullivan	1	31,374	1	31,374	5	5	8.6
NG Sycamore Armory	Army Guard	Sycamore	1	28,785	1	28,785	1	1	7.6
NG Urbana Armory FMS 17	Army Guard	Urbana	7	122,889	7	122,889	22	22	30.7
NG West Frankfort Armory	Army Guard	West Frankfort	1	23,148	1	23,148	5	5	5.7
NG Woodstock Armory	Army Guard	Woodstock	3	24,208	3	24,208	13	13	6.7
* OTHER SITE(S) : 2			0	0	0	0	2	2	0.5
Illinois Total:			188	3,627,982	188	3,627,982	5,980	5,981	1,020.5
Indiana									
Gary AASF	Army Guard	Gary	2	100,382	2	100,382	0	0	35.0
Johnson County Armory	Army Guard	Franklin	2	163,171	2	163,171	40	40	36.4
Knightstown	Army Guard	Knightstown	8	253,015	8	253,015	387	387	54.5
NG Anderson	Army Guard	Anderson	4	26,323	4	26,323	4	4	5.3
NG Bedford	Army Guard	Bedford	4	30,101	4	30,101	5	5	8.0

* All Locations that do not meet criteria of at least five (5) Acres AND at least \$5M PRV.

**State/Territories Army National Guard
Base Structure Report - As of 30 Sept 2012**

SITE	COMPONENT	NAME NEAREST CITY	BUILDINGS				STATE OWNED ACRES	TOTAL ACRES	PRV (\$M)
			STATE OWNED		TOTAL				
			COUNT	SQFT	COUNT	SQFT			
NG Bloomington	Army Guard	Bloomington	5	31,213	5	31,213	4	4	6.6
NG Elkhart	Army Guard	Elkhart	10	44,186	10	44,186	8	8	10.0
NG Evansville (1998)	Army Guard	Evansville	2	81,558	2	81,558	20	20	17.7
NG Fort Wayne	Army Guard	Fort Wayne	5	56,900	5	56,900	21	21	12.0
NG Gary	Army Guard	Gary	8	63,420	8	63,420	15	15	13.7
NG Indianapolis 38 ID	Army Guard	Indianapolis	3	96,640	3	96,640	68	68	21.3
NG Indianapolis CSMS 1	Army Guard	Indianapolis	6	115,305	6	115,305	12	12	26.4
NG Indianapolis Tyndall	Army Guard	Indianapolis	1	72,412	1	72,412	1	1	15.3
NG Jasper	Army Guard	Jasper	3	29,975	3	29,975	6	6	6.6
NG Kokomo	Army Guard	Kokomo	3	23,236	3	23,236	2	2	6.7
NG La Porte	Army Guard	La Porte	4	28,673	4	28,673	9	9	5.1
NG Lafayette	Army Guard	Lafayette	3	146,485	3	146,485	16	16	32.0
NG Lawrence	Army Guard	Indianapolis	1	22,538	1	22,538	0	0	5.6
NG Lebanon	Army Guard	Lebanon	1	27,852	1	27,852	3	3	5.9
NG Marion (1938)	Army Guard	Marion	1	30,222	1	30,222	1	1	6.5
NG Michigan City	Army Guard	Michigan City	1	25,863	1	25,863	1	1	5.5
NG Muncie	Army Guard	Muncie	4	35,088	4	35,088	16	16	7.8
NG New Albany	Army Guard	New Albany	3	29,737	3	29,737	9	9	6.6
NG Richmond	Army Guard	Richmond	3	22,620	3	22,620	8	8	5.1
NG Shelbyville	Army Guard	Shelbyville	4	83,709	4	83,709	58	58	25.8
NG South Bend	Army Guard	South Bend	3	67,147	3	67,147	16	16	15.7
NG Stout Field Indianapolis	Army Guard	Indianapolis	21	453,001	21	453,001	18	18	78.9
NG Terre Haute	Army Guard	Terre Haute	2	30,996	2	30,996	6	6	6.3
* OTHER SITE(S) : 43			76	628,117	76	628,117	327	327	139.4
Indiana Total:			193	2,819,885	193	2,819,885	1,080	1,080	621.8
Iowa									
NG Algona	Army Guard	Algona	4	29,237	4	29,237	12	12	5.9
NG Boone	Army Guard	Boone	8	151,085	8	151,085	22	28	70.3
NG Burlington	Army Guard	Burlington	5	42,991	5	42,991	3	3	7.8
NG Cedar Rapids	Army Guard	Cedar Rapids	6	73,210	6	73,210	5	15	14.5
NG Cedar Rapids Armory	Army Guard	Cedar Rapids	2	174,182	2	174,182	0	22	42.7
NG Centerville	Army Guard	Centerville	4	33,208	4	33,208	8	8	6.0
NG Clinton	Army Guard	Clinton	6	37,852	6	37,852	5	5	7.8
NG Council Bluffs	Army Guard	Council Bluffs	6	62,935	6	62,935	42	42	13.0

* All Locations that do not meet criteria of at least five (5) Acres AND at least \$5M PRV.

State/Territories Army National Guard Base Structure Report - As of 30 Sept 2012

SITE	COMPONENT	NAME NEAREST CITY	BUILDINGS				STATE OWNED ACRES	TOTAL ACRES	PRV (\$M)
			STATE OWNED		TOTAL				
			COUNT	SQFT	COUNT	SQFT			
NG Davenport AASF	Army Guard	Davenport	10	102,483	10	102,483	12	16	26.9
NG Davenport Armory	Army Guard	Davenport	2	24,702	2	24,702	3	3	6.7
NG Denison	Army Guard	Denison	3	29,848	3	29,848	2	2	6.0
NG Dubuque	Army Guard	Dubuque	5	69,649	5	69,649	22	22	13.0
NG Estherville	Army Guard	Estherville	3	41,760	3	41,760	5	5	8.2
NG Fairfield Armory	Army Guard	Fairfield	3	50,528	3	50,528	5	5	9.5
NG Fairfield OMS	Army Guard	Fairfield	1	19,421	1	19,421	4	4	5.3
NG Fort Dodge	Army Guard	Fort Dodge	4	67,610	4	67,610	7	8	14.2
NG Iowa City Melrose	Army Guard	Iowa City	1	103,078	1	103,078	25	25	22.5
NG Keokuk	Army Guard	Keokuk	3	24,735	3	24,735	3	3	5.1
NG Knoxville	Army Guard	Knoxville	3	27,073	3	27,073	5	5	6.3
NG Le Mars	Army Guard	Le Mars	4	28,170	4	28,170	6	6	5.6
NG Mason City	Army Guard	Mason City	6	56,910	6	56,910	13	13	10.6
NG Mount Pleasant	Army Guard	Mt Pleasant	5	36,788	5	36,788	6	6	6.1
NG Oskaloosa	Army Guard	Oskaloosa	3	36,026	3	36,026	10	10	6.7
NG Ottumwa	Army Guard	Ottumwa	4	36,740	4	36,740	5	5	6.0
NG Red Oak	Army Guard	Red Oak	5	34,052	5	34,052	6	6	5.8
NG Sheldon	Army Guard	Sheldon	5	35,575	5	35,575	6	6	6.1
NG Sioux City	Army Guard	Sioux City	6	61,751	6	61,751	11	11	11.8
NG Spencer	Army Guard	Spencer	3	24,560	3	24,560	5	5	5.1
NG Storm Lake	Army Guard	Storm Lake	6	30,411	6	30,411	6	6	6.4
NG Waterloo Airport	Army Guard	Waterloo	6	53,062	6	53,062	5	7	12.7
NG Waterloo Big Rock	Army Guard	Waterloo	5	108,520	5	108,520	0	30	30.0
* OTHER SITE(S) : 17			46	328,219	46	328,219	77	77	63.2
Iowa Total:			183	2,036,371	183	2,036,371	345	422	467.8
Kansas									
JFHQ Kansas	Army Guard	Topeka	28	278,498	28	278,498	79	79	56.4
NG Coffeyville Armory (New)	Army Guard	Coffeyville	2	25,110	2	25,110	0	10	10.6
NG Dodge City Armory	Army Guard	Dodge City	3	24,374	3	24,374	2	2	5.1
NG Hiawatha Armory	Army Guard	Hiawatha	1	27,271	1	27,271	2	2	6.0
NG Hutchinson Armory	Army Guard	Hutchinson	3	47,147	3	47,147	4	4	10.1
NG Iola Armory	Army Guard	Iola	3	41,503	3	41,503	4	4	8.9
NG Junction City Armory	Army Guard	Junction City	3	23,943	3	23,943	5	5	5.6
NG Kansas City Armory	Army Guard	Kansas City	3	93,903	3	93,903	5	20	20.5

* All Locations that do not meet criteria of at least five (5) Acres AND at least \$5M PRV.

**State/Territories Army National Guard
Base Structure Report - As of 30 Sept 2012**

SITE	COMPONENT	NAME NEAREST CITY	BUILDINGS				STATE OWNED ACRES	TOTAL ACRES	PRV (\$M)
			STATE OWNED		TOTAL				
			COUNT	SQFT	COUNT	SQFT			
NG Lenexa Armory	Army Guard	Lenexa	3	37,958	3	37,958	9	9	8.1
NG Manhattan Readiness Center	Army Guard	Manhattan	3	78,441	3	78,441	10	10	17.0
NG Olathe Armory	Army Guard	Olathe	1	32,877	1	32,877	5	5	7.2
NG Pittsburg Readiness Center	Army Guard	Pittsburg	2	85,218	2	85,218	15	15	19.9
NG Salina East Armory	Army Guard	Salina	1	29,197	1	29,197	3	3	13.3
NG Salina KS Training Center	Army Guard	Salina	21	442,781	21	442,781	53	103	122.2
NG Wichita South Armory	Army Guard	Wichita	7	27,402	7	27,402	6	6	5.9
* OTHER SITE(S) : 29			45	397,668	45	397,668	72	125	82.1
Kansas Total:			129	1,693,291	129	1,693,291	275	404	398.7
<u>Kentucky</u>									
Bluegrass Depot	Army Guard	Richmond	3	97,523	3	97,523	0	0	21.0
MD Paducah (New)	Army Guard	West Paducah	4	76,872	4	76,872	0	21	17.4
NG Ashland Armory	Army Guard	Ashland	4	74,665	4	74,665	2	2	15.0
NG Bluegrass Station	Army Guard	Lexington	7	31,909	7	31,909	0	0	8.7
NG Bowling Green Reserve Center	Army Guard	Bowling Green	3	34,592	3	34,592	7	7	6.6
NG Buechel Armory	Army Guard	Louisville	7	35,582	7	35,582	10	10	7.5
NG Elizabethtown Armory	Army Guard	Elizabethtown	5	22,841	5	22,841	2	2	5.3
NG Frankfort Boone NG Center	Army Guard	Frankfort	52	377,960	52	377,960	380	380	90.3
NG Glasgow Armory	Army Guard	Glasgow	4	26,086	4	26,086	9	9	5.0
NG Independence Readiness Center	Army Guard	Independence	2	59,194	2	59,194	0	0	12.5
NG Lexington Armory	Army Guard	Lexington	10	40,101	10	40,101	0	18	8.1
NG London JSO	Army Guard	London	2	65,888	2	65,888	0	18	24.9
NG Louisville Armory	Army Guard	Louisville	8	59,458	8	59,458	10	10	12.5
NG Madisonville Armory	Army Guard	Madisonville	3	24,972	3	24,972	4	4	5.1
NG Morehead Readiness Center	Army Guard	Morehead	2	33,659	2	33,659	10	10	13.7
NG Richmond Armory	Army Guard	Richmond	4	32,138	4	32,138	5	5	6.1
NG Somerset Armory	Army Guard	Somerset	4	26,465	4	26,465	2	2	5.3
W.H. Ford Regional Training Ctr	Army Guard	Greenville	69	508,005	69	508,005	11,348	11,348	146.6
* OTHER SITE(S) : 49			140	648,793	140	648,793	767	816	134.7
Kentucky Total:			333	2,276,703	333	2,276,703	12,555	12,661	546.0
<u>Louisiana</u>									
Baton Rouge LSU South Campus	Army Guard	Baton Rouge	3	162,580	3	162,580	51	51	51.8
Bogalusa RC - Hwy 10	Army Guard	Bogalusa	6	54,074	6	54,074	13	13	13.5

* All Locations that do not meet criteria of at least five (5) Acres AND at least \$5M PRV.

**State/Territories Army National Guard
Base Structure Report - As of 30 Sept 2012**

SITE	COMPONENT	NAME NEAREST CITY	BUILDINGS				STATE OWNED ACRES	TOTAL ACRES	PRV (\$M)
			STATE OWNED		TOTAL				
			COUNT	SQFT	COUNT	SQFT			
Camp Minden TS	Army Guard	Minden	542	2,397,394	542	2,397,394	15,253	15,253	542.6
NG Abbeville	Army Guard	Abbeville	10	28,172	10	28,172	6	6	6.3
NG Alexandria	Army Guard	Alexandria	4	45,871	4	45,871	5	5	9.2
NG Beauregard Training Range	Army Guard	Pineville	66	49,862	66	49,862	12,888	12,888	40.6
NG Bossier City	Army Guard	Bossier City	11	38,529	11	38,529	10	10	7.8
NG Breaux Bridge	Army Guard	Breaux Bridge	4	25,956	4	25,956	6	6	5.2
NG Camp Cook	Army Guard	Ball	29	116,534	29	116,534	38	38	26.3
NG Camp Villere	Army Guard	Slidell	63	244,705	63	244,705	1,707	1,707	72.5
NG Carville Gillis Long Center	Army Guard	Carville	112	825,589	112	825,589	379	379	185.8
NG Covington	Army Guard	Covington	4	37,079	4	37,079	6	6	8.6
NG Esler Field	Army Guard	Pineville	31	571,075	31	571,075	0	1,991	191.3
NG Hammond Airport	Army Guard	Hammond	11	327,385	11	327,385	0	173	84.8
NG Jackson Barracks	Army Guard	New Orleans	84	641,155	84	641,155	113	113	130.9
NG Jena Armory	Army Guard	Jena	7	30,379	7	30,379	13	13	7.3
NG Lafayette	Army Guard	Lafayette	11	61,420	11	61,420	6	6	13.1
NG Lake Charles	Army Guard	Lake Charles	7	29,895	7	29,895	3	3	5.8
NG Marrero	Army Guard	Marrero	2	48,208	2	48,208	0	8	9.6
NG Monroe	Army Guard	Monroe	6	44,076	6	44,076	10	10	9.7
NG Napoleonville	Army Guard	Napoleonville	3	25,322	3	25,322	5	5	5.4
NG Opelousas	Army Guard	Opelousas	4	27,680	4	27,680	6	6	5.4
NG Plaquemine	Army Guard	Plaquemine	5	24,821	5	24,821	3	3	5.2
NG Reserve	Army Guard	Reserve	3	37,232	3	37,232	0	5	10.0
NG Ruston	Army Guard	Ruston	6	105,094	6	105,094	16	16	21.3
NG Shreveport	Army Guard	Shreveport	10	61,011	10	61,011	5	5	11.8
SMR Camp Beauregard	Army Guard	Pineville	232	865,521	232	865,521	728	728	192.4
* OTHER SITE(S) : 43			129	658,099	129	658,099	209	216	132.8
Louisiana Total:			1,405	7,584,718	1,405	7,584,718	31,478	33,662	1,807.2

Maine

NG Augusta Armory	Army Guard	Augusta	1	67,686	1	67,686	5	5	15.8
NG Belfast Armory	Army Guard	Belfast	4	25,055	4	25,055	27	27	6.4
NG Brewer Armory	Army Guard	Brewer	2	29,870	2	29,870	6	6	7.2
NG Camp Keyes TS	Army Guard	Augusta	46	308,391	46	308,391	38	38	62.5
NG Deepwoods TS	Army Guard	Old Town	1	231	1	231	0	358,800	5.2
NG Gardiner Armory	Army Guard	Gardiner	4	22,891	4	22,891	2	2	5.3

* All Locations that do not meet criteria of at least five (5) Acres AND at least \$5M PRV.

**State/Territories Army National Guard
Base Structure Report - As of 30 Sept 2012**

SITE	COMPONENT	NAME NEAREST CITY	BUILDINGS				STATE OWNED ACRES	TOTAL ACRES	PRV (\$M)
			STATE OWNED		TOTAL				
			COUNT	SQFT	COUNT	SQFT			
NG Gardiner TS	Army Guard	Gardiner	5	3,347	5	3,347	115	115	5.3
NG Hollis Plains TS	Army Guard	Hollis Center	1	544	1	544	425	425	9.8
NG Houlton Armory	Army Guard	Houlton	3	21,588	3	21,588	5	5	5.0
NG Lewiston MD	Army Guard	Lewiston	8	36,922	8	36,922	6	6	9.0
NG Norway Armory	Army Guard	Norway	3	35,515	3	35,515	5	5	8.2
NG Portland Armory FMS	Army Guard	Portland	11	77,035	11	77,035	9	9	19.1
NG Skowhegan Armory	Army Guard	Skowhegan	3	29,380	3	29,380	7	7	7.2
NG Solman State Armory	Army Guard	Caribou	4	62,497	4	62,497	7	7	13.0
NG Waterville Armory	Army Guard	Waterville	6	43,677	6	43,677	5	5	10.0
NG Westbrook Armory	Army Guard	Westbrook	6	21,618	6	21,618	3	3	5.2
* OTHER SITE(S) : 12			27	101,009	27	101,009	319	346	28.1
Maine Total:			135	887,256	135	887,256	985	359,812	222.4

Maryland

NG BG (MD) Louis G. Smith	Army Guard	Easton	1	22,154	1	22,154	12	12	5.4
NG BG (MD) Randolph Millholland	Army Guard	Hagerstown	2	37,909	2	37,909	25	25	8.9
NG BG Thomas B Baker TS	Army Guard	Hancock	26	19,147	26	19,147	1,140	2,280	6.6
NG BG Thomas B. Baker	Army Guard	Ellicott City	3	24,428	3	24,428	6	6	5.3
NG BG William Smallwood	Army Guard	La Plata	1	23,230	1	23,230	4	4	5.8
NG Comptroller Louis L. Goldstein	Army Guard	Prince Frederick	2	22,438	2	22,438	4	4	5.5
NG Cong Steny Hoyer Armory	Army Guard	Cheltenham	3	35,471	3	35,471	14	14	9.0
NG Cpt Thomas Price	Army Guard	Cumberland	1	24,652	1	24,652	9	9	6.0
NG CSM Blair Lee Crockett	Army Guard	Salisbury	4	44,862	4	44,862	11	11	10.9
NG CSM Jerome M. Grollman	Army Guard	Dundalk	5	56,488	5	56,488	8	8	14.2
NG CW4 Melvin Sherr	Army Guard	Parkville	2	39,279	2	39,279	16	16	8.5
NG Fifth Regiment	Army Guard	Baltimore	1	322,434	1	322,434	5	5	63.3
NG First Regiment	Army Guard	Glen Burnie	1	23,179	1	23,179	4	4	5.4
NG Havre de Grace Military Reservation	Army Guard	Havre De Grace	41	250,763	41	250,763	76	76	50.9
NG LTC (MD) E. Leslie Medford	Army Guard	Annapolis	1	41,473	1	41,473	6	6	9.9
NG LTC Milton H. Cade	Army Guard	Baltimore	1	35,368	1	35,368	4	4	8.2
NG MG (Brevet) John R. Kenly	Army Guard	Greenbelt	2	24,920	2	24,920	8	8	6.3
NG MG George M. Gelston	Army Guard	Silver Spring	2	24,078	2	24,078	14	14	6.4
NG MG Harry C. Ruhl	Army Guard	Towson	1	71,699	1	71,699	7	7	16.3
NG MG William J. Witte Armory	Army Guard	Catonsville	1	29,127	1	29,127	8	8	7.0
NG MTA Camp Fretterd	Army Guard	Reisterstown	63	396,299	63	396,299	587	587	98.2

* All Locations that do not meet criteria of at least five (5) Acres AND at least \$5M PRV.

**State/Territories Army National Guard
Base Structure Report - As of 30 Sept 2012**

SITE	COMPONENT	NAME NEAREST CITY	BUILDINGS				STATE OWNED ACRES	TOTAL ACRES	PRV (\$M)
			STATE OWNED		TOTAL				
			COUNT	SQFT	COUNT	SQFT			
NG MTA Gunpowder Military Reserva	Army Guard	Glen Arm	19	46,531	19	46,531	253	253	18.0
NG Pikesville Mil Res	Army Guard	Pikesville	5	152,380	5	152,380	15	15	42.6
NG SFC John H. Newman	Army Guard	Chestertown	1	28,042	1	28,042	4	4	6.4
NG Towson	Army Guard	Towson	1	26,401	1	26,401	1	1	5.4
* OTHER SITE(S) : 6			7	97,957	7	97,957	65	65	23.0
Maryland Total:			197	1,920,709	197	1,920,709	2,305	3,445	453.6

Massachusetts

NG Ayer/Devens	Army Guard	Ayer	9	176,437	9	176,437	64	64	57.0
NG Brockton	Army Guard	Brockton	2	35,222	2	35,222	15	15	9.7
NG Cambridge	Army Guard	Cambridge	1	29,427	1	29,427	3	3	8.8
NG Chicopee	Army Guard	Chicopee	1	22,227	1	22,227	4	4	6.6
NG Concord	Army Guard	Concord	1	33,589	1	33,589	1	1	9.3
NG Danvers	Army Guard	Danvers	1	22,204	1	22,204	6	6	6.1
NG Dorchester	Army Guard	Boston	2	40,353	2	40,353	7	7	11.5
NG Fall River	Army Guard	Fall River	3	44,183	3	44,183	4	4	12.1
NG Florence	Army Guard	Northampton	1	18,772	1	18,772	34	34	5.3
NG Framingham	Army Guard	Framingham	2	51,526	2	51,526	9	9	16.7
NG Gardner	Army Guard	Gardner	3	19,720	3	19,720	3	3	5.3
NG Greenfield	Army Guard	Greenfield	1	31,454	1	31,454	1	1	8.6
NG Hingham	Army Guard	Hingham	1	40,037	1	40,037	1	1	11.3
NG Hudson	Army Guard	Hudson	1	35,704	1	35,704	2	2	10.8
NG Lexington	Army Guard	Lexington	1	34,278	1	34,278	4	4	9.1
NG Lynn	Army Guard	Lynn	1	22,452	1	22,452	0	0	5.9
NG Melrose	Army Guard	Melrose	1	20,782	1	20,782	3	3	5.9
NG Methuen	Army Guard	Methuen	2	76,984	2	76,984	6	6	21.3
NG Milford, JFHQ MD, USPFO Whse	Army Guard	Milford	2	257,452	2	257,452	107	107	58.5
NG MTA Camp Curtis Guil	Army Guard	Reading	40	163,523	40	163,523	680	680	54.6
NG Natick, Speen St	Army Guard	Natick	1	55,575	1	55,575	26	26	8.2
NG Newburyport	Army Guard	Newburyport	2	18,425	2	18,425	8	8	6.3
NG Newton	Army Guard	Newton	1	33,445	1	33,445	1	1	8.8
NG Pittsfield	Army Guard	Pittsfield	2	19,310	2	19,310	4	4	6.5
NG Quincy	Army Guard	Quincy	2	36,445	2	36,445	1	1	8.9
NG Springfield	Army Guard	Springfield	2	43,920	2	43,920	6	6	12.2
NG Taunton	Army Guard	Taunton	1	32,614	1	32,614	15	15	8.9

* All Locations that do not meet criteria of at least five (5) Acres AND at least \$5M PRV.

**State/Territories Army National Guard
Base Structure Report - As of 30 Sept 2012**

SITE	COMPONENT	NAME NEAREST CITY	BUILDINGS				STATE OWNED ACRES	TOTAL ACRES	PRV (\$M)
			STATE OWNED		TOTAL				
			COUNT	SQFT	COUNT	SQFT			
NG Ware	Army Guard	Ware	1	18,447	1	18,447	4	4	5.0
NG Westfield	Army Guard	Westfield	2	50,512	2	50,512	7	7	17.0
NG Whitinsville	Army Guard	Northbridge	2	21,185	2	21,185	2	2	5.3
NG Worcester, Lincoln St	Army Guard	Worcester	3	31,556	3	31,556	4	4	8.6
NG Worcester, Salisbury St	Army Guard	Worcester	1	74,861	1	74,861	1	1	14.5
* OTHER SITE(S) : 17			17	110,982	17	110,982	21	21	29.9
		Massachusetts Total:	113	1,723,603	113	1,723,603	1,052	1,052	474.6
Michigan									
MTC-H Camp Grayling	Army Guard	Grayling	364	1,685,634	364	1,685,634	146,757	146,757	813.1
NG Adrian	Army Guard	Adrian	2	26,196	2	26,196	1	1	6.6
NG Albion	Army Guard	Albion	1	24,508	1	24,508	9	9	5.4
NG Alma	Army Guard	Alma	1	22,930	1	22,930	35	35	5.7
NG Baraga	Army Guard	Baraga	4	25,905	4	25,905	6	6	5.8
NG Bay City	Army Guard	Bay City	3	45,818	3	45,818	12	12	9.2
NG Big Rapids	Army Guard	Big Rapids	2	27,264	2	27,264	10	10	5.5
NG Calumet (New)	Army Guard	Calumet	2	38,766	2	38,766	12	12	8.4
NG Cheboygan	Army Guard	Cheboygan	1	20,281	1	20,281	4	4	5.3
NG Detroit Light Guard	Army Guard	Detroit	4	118,353	4	118,353	8	8	25.6
NG Detroit Olympia	Army Guard	Detroit	3	47,191	3	47,191	10	10	12.9
NG Dowagiac	Army Guard	Dowagiac	3	25,722	3	25,722	5	5	6.6
NG Flint	Army Guard	Flint	4	34,602	4	34,602	3	3	9.2
NG Gladstone	Army Guard	Gladstone	3	19,054	3	19,054	5	5	5.5
NG Grand Ledge AASF	Army Guard	Grand Ledge	10	301,381	10	301,381	61	61	96.4
NG Grand Ledge Hangar	Army Guard	Grand Ledge	1	26,304	1	26,304	29	29	12.4
NG Greenville	Army Guard	Greenville	4	25,669	4	25,669	5	5	6.0
NG Howell	Army Guard	Howell	1	29,717	1	29,717	6	6	9.4
NG Ishpeming	Army Guard	Ishpeming	6	44,773	6	44,773	8	8	10.7
NG Jackson (New)	Army Guard	Jackson	1	44,490	1	44,490	30	30	11.6
NG Kalamazoo	Army Guard	Kalamazoo	4	19,353	4	19,353	43	43	7.2
NG Kingsford	Army Guard	Iron Mountain	3	27,026	3	27,026	3	3	7.1
NG Lansing CSMS	Army Guard	Lansing	9	93,506	9	93,506	18	18	26.4
NG Lansing Headquarters Complex	Army Guard	Lansing	10	523,265	10	523,265	59	59	147.4
NG Lansing USPFO	Army Guard	Lansing	6	78,679	6	78,679	6	6	13.1
NG Manistee	Army Guard	Manistee	1	24,658	1	24,658	5	5	6.2

* All Locations that do not meet criteria of at least five (5) Acres AND at least \$5M PRV.

State/Territories Army National Guard Base Structure Report - As of 30 Sept 2012

SITE	COMPONENT	NAME NEAREST CITY	BUILDINGS				STATE OWNED ACRES	TOTAL ACRES	PRV (\$M)
			STATE OWNED		TOTAL				
			COUNT	SQFT	COUNT	SQFT			
NG Marquette	Army Guard	Marquette	3	27,324	3	27,324	6	6	7.0
NG Midland	Army Guard	Midland	5	29,142	5	29,142	12	12	9.5
NG Montague	Army Guard	Montague	3	30,788	3	30,788	10	10	11.3
NG Pontiac	Army Guard	Pontiac	2	28,339	2	28,339	10	10	7.8
NG Saginaw	Army Guard	Saginaw	1	28,286	1	28,286	6	6	7.3
NG Sault Ste Marie	Army Guard	Sault Ste Marie	5	49,956	5	49,956	9	9	10.1
NG Shiawassee	Army Guard	Corunna	1	37,346	1	37,346	13	13	9.6
NG Sturgis	Army Guard	Sturgis	4	23,411	4	23,411	6	6	6.2
NG Taylor	Army Guard	Taylor	6	67,308	6	67,308	17	17	18.5
NG Wyoming	Army Guard	Wyoming	4	107,984	4	107,984	10	10	21.7
Washtenaw	Army Guard	Ypsilanti	4	46,647	4	46,647	9	9	15.4
* OTHER SITE(S) : 19			35	163,131	35	163,131	56	56	47.3
Michigan Total:			526	4,040,707	526	4,040,707	147,313	147,313	1,450.3
Minnesota									
Camp Ripley	Army Guard	Little Falls	1,297	2,687,312	1,297	2,687,312	52,758	52,759	1,019.2
Faribault Armed Forces Reserve Center (MD)	Army Guard	Faribault	2	64,494	2	64,494	30	30	16.1
NG AASF Leased Hangar	Army Guard	St. Paul	1	20,000	1	20,000	0	0	6.1
NG Adjutant General's Offices	Army Guard	St. Paul	1	21,000	1	21,000	0	0	5.9
NG Albert Lea Armory	Army Guard	Albert Lea	1	28,942	1	28,942	8	8	6.7
NG Appleton Armory	Army Guard	Appleton	1	23,758	1	23,758	1	1	5.5
NG Austin Armory	Army Guard	Austin	3	23,044	3	23,044	5	5	5.6
NG Bemidji Armory	Army Guard	Bemidji	1	21,288	1	21,288	5	5	5.1
NG Bloomington Armory	Army Guard	Minneapolis	2	42,137	2	42,137	11	11	10.2
NG Brainerd Armory	Army Guard	Brainerd	1	39,112	1	39,112	9	9	9.4
NG Brooklyn Park Armory	Army Guard	Minneapolis	1	28,433	1	28,433	5	5	7.1
NG Cambridge MD	Army Guard	Cambridge	2	57,276	2	57,276	25	25	13.6
NG Cloquet NGA OMS 13S	Army Guard	Cloquet	2	21,629	2	21,629	4	4	5.5
NG Cottage Grove Armory	Army Guard	Cottage Grove	1	54,673	1	54,673	7	7	13.1
NG Crookston Armory	Army Guard	Crookston	1	22,064	1	22,064	6	6	5.6
NG Detroit Lakes Armory OMS 5	Army Guard	Detroit Lakes	4	23,909	4	23,909	5	5	5.9
NG Duluth Armory	Army Guard	Duluth	1	43,789	1	43,789	207	207	11.0
NG Hastings Armory	Army Guard	Hastings	2	24,487	2	24,487	7	7	5.3
NG Hibbing NGA OMS 13	Army Guard	Hibbing	3	27,561	3	27,561	4	4	6.6
NG Holman Field AASF	Army Guard	St. Paul	2	109,059	2	109,059	8	8	34.1

* All Locations that do not meet criteria of at least five (5) Acres AND at least \$5M PRV.

**State/Territories Army National Guard
Base Structure Report - As of 30 Sept 2012**

SITE	COMPONENT	NAME NEAREST CITY	BUILDINGS				STATE OWNED ACRES	TOTAL ACRES	PRV (\$M)
			STATE OWNED		TOTAL				
			COUNT	SQFT	COUNT	SQFT			
NG Hutchinson Armory	Army Guard	Hutchinson	2	23,955	2	23,955	5	5	5.1
NG Inver Grove Hieghts Armory	Army Guard	Inver Grove Heights	1	42,477	1	42,477	5	5	10.2
NG Jackson Armory	Army Guard	Jackson	3	22,789	3	22,789	25	25	5.1
NG Long Prairie Armory	Army Guard	Long Prairie	3	29,485	3	29,485	5	5	7.0
NG Madison Armory	Army Guard	Madison	2	27,121	2	27,121	1	1	6.5
NG Mankato Armory	Army Guard	Mankato	2	65,160	2	65,160	5	5	12.6
NG Minneapolis Armory	Army Guard	Minneapolis	1	37,013	1	37,013	6	6	9.0
NG Montevideo Armory	Army Guard	Montevideo	1	39,370	1	39,370	44	44	9.5
NG Monticello Armory	Army Guard	Monticello	2	31,085	2	31,085	1	1	7.0
NG Moorhead Armory	Army Guard	Moorhead	2	55,928	2	55,928	7	7	11.1
NG Ortonville Armory	Army Guard	Ortonville	1	26,231	1	26,231	2	2	6.1
NG Rochester NGA and OMS 2	Army Guard	Rochester	4	40,248	4	40,248	408	408	10.2
NG Rosemount Armory	Army Guard	Rosemount	1	99,522	1	99,522	112	112	23.0
NG Rosemount Maint Facility	Army Guard	Rosemount	1	30,516	1	30,516	44	44	9.7
NG Roseville Armory	Army Guard	St. Paul	2	47,401	2	47,401	7	7	10.9
NG St Cloud AASF	Army Guard	St. Cloud	1	140,625	1	140,625	0	54	53.2
NG St Cloud Armory	Army Guard	St. Cloud	1	40,373	1	40,373	57	57	9.8
NG St James Armory and MVSB	Army Guard	St. James	3	29,501	3	29,501	2	2	5.9
NG St Paul Armory	Army Guard	St. Paul	1	96,450	1	96,450	2	2	23.9
NG Stillwater Armory	Army Guard	Stillwater	1	27,168	1	27,168	1	1	6.5
NG Willmar NGA and OMS 4	Army Guard	Willmar	2	22,251	2	22,251	2	2	5.6
* OTHER SITE(S) : 40			47	534,411	47	534,411	1,008	12,206	123.9
Minnesota Total:			1,413	4,893,047	1,413	4,893,047	54,854	66,106	1,569.4

Mississippi

Fms 9 Temp Facility	Army Guard	Richland	1	44,000	1	44,000	0	0	9.2
NG Amory	Army Guard	Amory	3	33,437	3	33,437	0	5	6.6
NG Batesville	Army Guard	Batesville	2	27,736	2	27,736	0	8	5.4
NG Bay Springs	Army Guard	Bay Springs	3	28,246	3	28,246	0	5	5.3
NG Brookhaven Readiness Center & FMS 3	Army Guard	Brookhaven	5	37,574	5	37,574	0	15	8.0
NG Canton	Army Guard	Canton	3	27,405	3	27,405	0	7	5.2
NG Columbia Readiness Center	Army Guard	Columbia	4	32,042	4	32,042	0	10	8.7
NG Crystal Springs	Army Guard	Crystal Springs	2	32,208	2	32,208	0	11	6.3
NG Decatur FMS 7	Army Guard	Decatur	2	38,698	2	38,698	0	11	9.0
NG Forest	Army Guard	Forest	2	28,188	2	28,188	0	10	5.2

* All Locations that do not meet criteria of at least five (5) Acres AND at least \$5M PRV.

**State/Territories Army National Guard
Base Structure Report - As of 30 Sept 2012**

SITE	COMPONENT	NAME NEAREST CITY	BUILDINGS				STATE OWNED ACRES	TOTAL ACRES	PRV (\$M)
			STATE OWNED		TOTAL				
			COUNT	SQFT	COUNT	SQFT			
NG Greenville	Army Guard	Greenville	2	34,616	2	34,616	0	20	7.0
NG Greenwood Armory and FMS 6A	Army Guard	Greenwood	5	25,052	5	25,052	0	6	5.0
NG Gulfport AVCRAD	Army Guard	Gulfport	7	165,418	7	165,418	23	54	49.2
NG Hawkins Field	Army Guard	Jackson	8	106,663	8	106,663	0	30	28.7
NG Jackson N.W. St.	Army Guard	Jackson	7	45,722	7	45,722	0	6	9.7
NG Jackson Raymond Road Armory and FMS 9	Army Guard	Jackson	8	81,712	8	81,712	0	17	15.1
NG Kiln Readiness Center	Army Guard	Kiln	2	26,959	2	26,959	0	6	7.2
NG Kosciusko	Army Guard	Kosciusko	3	25,142	3	25,142	0	14	5.8
NG Louisville Armory and FMS 2A	Army Guard	Louisville	4	29,476	4	29,476	0	10	6.0
NG Meridian	Army Guard	Meridian	8	66,597	8	66,597	0	34	22.3
NG Morton	Army Guard	Morton	2	28,706	2	28,706	0	2	5.3
NG Newton	Army Guard	Newton	4	30,274	4	30,274	0	5	5.7
NG Oxford	Army Guard	Oxford	2	70,453	2	70,453	0	21	16.4
NG Philadelphia	Army Guard	Philadelphia	5	31,406	5	31,406	0	13	5.6
NG Poplarville Readiness Center	Army Guard	Poplarville	2	32,979	2	32,979	0	7	8.1
NG Senatobia Armory and FMS 5	Army Guard	Senatobia	3	64,834	3	64,834	0	18	13.3
NG Southaven Wm	Army Guard	Southaven	1	27,000	1	27,000	0	11	5.3
NG Starkville	Army Guard	Starkville	5	36,422	5	36,422	0	10	7.1
NG Tago	Army Guard	Jackson	8	102,470	8	102,470	17	17	20.3
NG Tupelo	Army Guard	Tupelo	5	67,640	5	67,640	0	5	12.3
NG Tupelo AASF (New)	Army Guard	Tupelo	4	104,713	4	104,713	0	39	34.2
NG USPFO MS	Army Guard	Pearl	9	120,702	9	120,702	0	35	19.8
NG Vicksburg Station	Army Guard	Vicksburg	5	49,341	5	49,341	10	10	10.0
NG Wiggins Readiness Center	Army Guard	Wiggins	1	29,581	1	29,581	0	6	6.9
NG Winona	Army Guard	Winona	2	28,128	2	28,128	0	12	5.5
St. Martin Readiness Center	Army Guard	Porterville	2	39,718	2	39,718	9	9	9.2
* OTHER SITE(S) : 64			169	909,057	169	909,057	6	305	174.6
Mississippi Total:			310	2,710,315	310	2,710,315	65	803	584.8
Missouri									
NG Albany	Army Guard	Albany	1	25,575	1	25,575	3	3	5.8
NG Aurora	Army Guard	Aurora	4	25,374	4	25,374	9	9	5.6
NG Cape Girardeau	Army Guard	Cape Girardeau	5	45,743	5	45,743	5	5	10.9
NG Chillicothe	Army Guard	Chillicothe	2	28,471	2	28,471	3	3	5.6
NG Columbia	Army Guard	Columbia	2	28,854	2	28,854	10	10	6.2

* All Locations that do not meet criteria of at least five (5) Acres AND at least \$5M PRV.

**State/Territories Army National Guard
Base Structure Report - As of 30 Sept 2012**

SITE	COMPONENT	NAME NEAREST CITY	BUILDINGS				STATE OWNED ACRES	TOTAL ACRES	PRV (\$M)
			STATE OWNED		TOTAL				
			COUNT	SQFT	COUNT	SQFT			
NG DeSoto	Army Guard	De Soto	3	25,761	3	25,761	5	5	5.8
NG Dexter (New)	Army Guard	Dexter	2	27,808	2	27,808	10	15	6.7
NG Farmington	Army Guard	Farmington	3	23,529	3	23,529	5	5	5.5
NG Festus	Army Guard	Festus	4	39,555	4	39,555	40	40	9.8
NG Harrisonville	Army Guard	Harrisonville	4	24,432	4	24,432	8	8	5.8
NG Jefferson Barracks St Louis	Army Guard	Jefferson Barracks	9	313,705	9	313,705	35	35	76.5
NG Jefferson City	Army Guard	Jefferson City	2	47,209	2	47,209	15	15	10.0
NG Jefferson City AASF	Army Guard	Jefferson City	1	29,847	1	29,847	17	17	8.7
NG Joplin	Army Guard	Joplin	2	29,192	2	29,192	5	5	5.9
NG Kansas City	Army Guard	Kansas City	2	103,449	2	103,449	8	8	20.5
NG Kirksville	Army Guard	Kirksville	1	34,489	1	34,489	3	3	7.2
NG Lexington	Army Guard	Lexington	3	33,031	3	33,031	5	5	6.8
NG Macon	Army Guard	Macon	4	33,901	4	33,901	10	10	7.0
NG Macon TS	Army Guard	Macon	6	4,674	6	4,674	3,083	3,083	11.2
NG Marshall	Army Guard	Marshall	4	25,868	4	25,868	4	4	5.8
NG Maryville	Army Guard	Maryville	1	49,523	1	49,523	0	4	10.9
NG Pierce City (New)	Army Guard	Pierce City	3	30,282	3	30,282	0	10	6.2
NG Poplar Bluff	Army Guard	Poplar Bluff	3	43,181	3	43,181	10	10	9.2
NG Rolla	Army Guard	Rolla	6	41,433	6	41,433	3	3	10.2
NG Sedalia	Army Guard	Sedalia	1	35,750	1	35,750	1	1	7.9
NG Sikeston	Army Guard	Sikeston	3	29,074	3	29,074	2	2	6.2
NG Springfield	Army Guard	Springfield	4	60,043	4	60,043	16	16	12.7
NG Springfield AVCRAD	Army Guard	Springfield	8	114,900	8	114,900	0	35	36.5
NG St Joseph	Army Guard	St. Joseph	4	36,290	4	36,290	5	5	8.2
NG Trenton	Army Guard	Trenton	4	28,657	4	28,657	10	10	6.5
NG TS Ike Skelton Jefferson City	Army Guard	Jefferson City	23	486,294	23	486,294	385	385	114.3
Springfield Leased Armory	Army Guard	Springfield	1	2,500	1	2,500	0	0	5.4
* OTHER SITE(S) : 38			80	533,939	80	533,939	137	137	110.7
Missouri Total:			205	2,442,333	205	2,442,333	3,851	3,905	572.1

Montana

NG Belgrade RC - FMS05	Army Guard	Belgrade	6	66,675	6	66,675	12	12	16.7
NG Billings FMS 06	Army Guard	Billings	6	20,748	6	20,748	8	8	5.6
NG Billings MD	Army Guard	Billings	4	137,156	4	137,156	21	21	32.8
NG Butte MD	Army Guard	Butte	6	26,482	6	26,482	5	5	7.0

* All Locations that do not meet criteria of at least five (5) Acres AND at least \$5M PRV.

**State/Territories Army National Guard
Base Structure Report - As of 30 Sept 2012**

SITE	COMPONENT	NAME NEAREST CITY	BUILDINGS				STATE OWNED ACRES	TOTAL ACRES	PRV (\$M)
			STATE OWNED		TOTAL				
			COUNT	SQFT	COUNT	SQFT			
NG Culbertson RC - FMS 04	Army Guard	Culbertson	7	28,150	7	28,150	5	5	7.1
NG Dillon Readiness Center	Army Guard	Dillon	2	31,015	2	31,015	5	5	7.3
NG Havre Readiness Center	Army Guard	Havre	2	31,118	2	31,118	6	6	7.6
NG Helena - Womack RC	Army Guard	Helena	1	20,743	1	20,743	15	15	5.1
NG Helena FMS 03	Army Guard	Helena	4	24,530	4	24,530	3	3	6.6
NG Kalispell FMS 01-MD	Army Guard	Kalispell	6	72,016	6	72,016	20	20	18.6
NG Libby Readiness Center	Army Guard	Libby	2	19,340	2	19,340	10	10	5.2
NG Missoula MD	Army Guard	Missoula	3	89,420	3	89,420	30	30	20.5
* OTHER SITE(S) : 26			39	146,808	39	146,808	251	269	37.4
Montana Total:			88	714,201	88	714,201	392	410	177.5
Nebraska									
NG Ashland FMS 05	Army Guard	Ashland	9	9,880	9	9,880	70	70	8.4
NG Beatrice Armed Forces Reserve Center	Army Guard	Beatrice	1	58,797	1	58,797	0	15	15.0
NG Columbus MD	Army Guard	Columbus	1	47,090	1	47,090	0	20	11.5
NG Fremont Readiness Center	Army Guard	Fremont	1	24,090	1	24,090	3	3	5.5
NG Gering RC/FMS 04	Army Guard	Gering	5	27,610	5	27,610	2	2	6.8
NG Grand Island AASF/RC	Army Guard	Grand Island	3	107,194	3	107,194	0	50	35.6
NG Grand Island Readiness Center	Army Guard	Grand Island	2	25,298	2	25,298	3	3	5.5
NG Kearney RC/FMS 02	Army Guard	Kearney	6	86,250	6	86,250	29	29	17.1
NG Lincoln 1776 Armory	Army Guard	Lincoln	1	65,532	1	65,532	9	9	14.6
NG Lincoln Complex/FMS 01	Army Guard	Lincoln	17	138,362	17	138,362	14	14	33.0
NG Lincoln CSMS 31/USPFO	Army Guard	Lincoln	6	126,837	6	126,837	19	19	28.2
NG Lincoln TAG Headquarters	Army Guard	Lincoln	1	32,725	1	32,725	2	2	7.1
NG McCook MD	Army Guard	McCook	1	35,387	1	35,387	0	34	9.0
NG Norfolk FMS 07	Army Guard	Norfolk	3	26,718	3	26,718	14	14	8.0
NG North Omaha Readiness Center	Army Guard	Omaha	1	42,771	1	42,771	0	20	9.7
NG North Platte RC/FMS 03	Army Guard	North Platte	3	30,176	3	30,176	2	2	6.9
NG Omaha Readiness Center	Army Guard	Omaha	3	55,005	3	55,005	6	6	11.3
NG Scottsbluff Readiness Center	Army Guard	Scottsbluff	2	23,921	2	23,921	2	2	5.0
* OTHER SITE(S) : 15			29	237,533	29	237,533	31	31	48.6
Nebraska Total:			95	1,201,176	95	1,201,176	205	344	286.9
Nevada									
NG Fairview Complex	Army Guard	Carson City	9	200,797	9	200,797	29	29	50.3

* All Locations that do not meet criteria of at least five (5) Acres AND at least \$5M PRV.

State/Territories Army National Guard Base Structure Report - As of 30 Sept 2012

SITE	COMPONENT	NAME NEAREST CITY	BUILDINGS				STATE OWNED ACRES	TOTAL ACRES	PRV (\$M)
			STATE OWNED		TOTAL				
			COUNT	SQFT	COUNT	SQFT			
NG Floyd Edsall Training Center	Army Guard	Las Vegas	8	117,547	8	117,547	0	2,344	34.0
NG Harry Reid Training Center	Army Guard	Reno	15	157,027	15	157,027	48	48	69.0
NG Henderson Complex	Army Guard	Henderson	6	29,559	6	29,559	35	35	9.0
NG Lv (Henderson) Readiness Ctr	Army Guard	Las Vegas	3	99,524	3	99,524	0	50	26.9
NG Stead TS	Army Guard	Reno	13	46,906	13	46,906	10	10	15.0
NG Yerington Complex	Army Guard	Yerington	6	17,143	6	17,143	4	4	6.0
* OTHER SITE(S) : 11			17	58,154	17	58,154	16	16	16.7
Nevada Total:			77	726,657	77	726,657	142	2,536	226.7
<u>New Hampshire</u>									
Berlin	Army Guard	Berlin	3	25,470	3	25,470	3	3	6.0
NG Hillsborough Readiness Center	Army Guard	Hillsboro	2	16,823	2	16,823	8	8	5.4
NG Keene Readiness Center	Army Guard	Keene	2	21,944	2	21,944	6	6	5.5
NG Littleton Readiness Center	Army Guard	Littleton	4	31,096	4	31,096	17	17	8.1
NG Manchester Readiness Center	Army Guard	Manchester	2	109,131	2	109,131	8	8	16.5
NG Nashua Readiness Center	Army Guard	Nashua	2	22,819	2	22,819	7	7	5.8
NG New Hampshire AASF	Army Guard	Concord	2	111,951	2	111,951	27	27	38.4
NG New Hampshire TS	Army Guard	Strafford	8	52,945	8	52,945	105	105	17.7
NG Portsmouth Readiness Center	Army Guard	Portsmouth	2	22,407	2	22,407	4	4	5.8
NG State Military Reservation	Army Guard	Concord	20	314,409	20	314,409	44	44	65.8
* OTHER SITE(S) : 10			18	127,552	18	127,552	266	266	31.3
New Hampshire Total:			65	856,547	65	856,547	494	494	206.5
<u>New Jersey</u>									
NG Atlantic City	Army Guard	Atlantic City	6	52,963	6	52,963	4	4	14.2
NG Bordentown 206	Army Guard	Bordentown	3	25,227	3	25,227	10	10	10.8
NG Bordentown CSMS	Army Guard	Bordentown	4	39,178	4	39,178	15	15	11.9
NG Burlington	Army Guard	Burlington	3	23,743	3	23,743	1	1	5.2
NG Cape May	Army Guard	Cape May Courthouse	4	29,568	4	29,568	21	21	7.9
NG Cherry Hill	Army Guard	Cherry Hill	3	40,162	3	40,162	10	10	11.1
NG Dover	Army Guard	Dover	3	35,183	3	35,183	16	16	8.3
NG Flemington	Army Guard	Flemington	3	25,573	3	25,573	13	13	5.7
NG Freehold	Army Guard	Freehold	3	39,168	3	39,168	5	5	9.0
NG Hackettstown	Army Guard	Hackettstown	2	19,812	2	19,812	15	15	6.2
NG Jersey City	Army Guard	Jersey City	1	213,347	1	213,347	2	2	44.0

* All Locations that do not meet criteria of at least five (5) Acres AND at least \$5M PRV.

State/Territories Army National Guard Base Structure Report - As of 30 Sept 2012

SITE	COMPONENT	NAME NEAREST CITY	BUILDINGS				STATE OWNED ACRES	TOTAL ACRES	PRV (\$M)
			STATE OWNED		TOTAL				
			COUNT	SQFT	COUNT	SQFT			
NG Lawrenceville	Army Guard	Trenton	12	294,355	12	294,355	75	75	65.5
NG Lodi Armory	Army Guard	Lodi	4	48,429	4	48,429	4	4	9.2
NG Morristown	Army Guard	Morristown	4	82,652	4	82,652	43	43	26.6
NG Newark	Army Guard	Newark	1	100,396	1	100,396	2	2	25.1
NG NGTC Sea Girt NJ	Army Guard	Sea Girt	55	311,745	55	311,745	167	167	118.7
NG Riverdale	Army Guard	Riverdale	4	44,045	4	44,045	20	20	12.5
NG Somerset	Army Guard	Somerset	3	56,835	3	56,835	20	20	15.5
NG Teaneck	Army Guard	Teaneck	4	175,845	4	175,845	14	14	46.6
NG Toms River	Army Guard	Toms River	5	33,196	5	33,196	32	32	8.8
NG Trenton Mercer Aviation	Army Guard	Trenton	3	93,723	3	93,723	15	15	32.4
NG Vineland	Army Guard	Vineland	4	48,006	4	48,006	45	45	11.7
NG Washington	Army Guard	Port Murray	2	42,706	2	42,706	17	17	11.2
NG West Orange	Army Guard	West Orange	9	134,327	9	134,327	51	51	37.5
NG Westfield	Army Guard	Westfield	4	79,851	4	79,851	13	13	21.3
NG Woodbridge	Army Guard	Woodbridge	2	30,452	2	30,452	4	4	8.1
NG Woodbury	Army Guard	Woodbury	6	69,433	6	69,433	5	5	14.7
* OTHER SITE(S) : 12			22	145,299	22	145,299	86	86	34.7
New Jersey Total:			179	2,335,219	179	2,335,219	725	725	634.5
<u>New Mexico</u>									
Belen Environmental Site	Army Guard	Belen	2	38,000	2	38,000	0	4	8.5
NG Albuquerque	Army Guard	Albuquerque	6	80,372	6	80,372	17	17	18.1
NG Bataan Memorial Museum	Army Guard	Santa Fe	3	186,256	3	186,256	8	8	28.2
NG Clovis	Army Guard	Clovis	5	35,761	5	35,761	12	12	8.7
NG Espanola	Army Guard	Espanola	1	24,100	1	24,100	12	12	5.3
NG Las Cruces	Army Guard	Las Cruces	4	55,969	4	55,969	43	43	13.3
NG Las Vegas Camp Luna TS	Army Guard	Las Vegas	1	27,300	1	27,300	0	133	6.3
NG Portales	Army Guard	Portales	2	24,300	2	24,300	42	42	5.6
NG Rio Rancho TS	Army Guard	Rio Rancho	17	116,853	17	116,853	0	120	28.0
NG Roswell	Army Guard	Roswell	3	51,765	3	51,765	0	0	73.9
NG Roswell De Bremond TS	Army Guard	Roswell	9	76,762	9	76,762	43	43	18.5
NG Santa Fe - Onate Complex TS	Army Guard	Santa Fe	24	339,833	24	339,833	313	313	94.5
NG Santa Fe AASF	Army Guard	Santa Fe	6	121,134	6	121,134	0	17	38.3
NG Springer	Army Guard	Springer	3	30,479	3	30,479	40	40	7.0
NG Taos	Army Guard	Ranches Of Taos	1	27,300	1	27,300	10	10	6.4

* All Locations that do not meet criteria of at least five (5) Acres AND at least \$5M PRV.

State/Territories Army National Guard Base Structure Report - As of 30 Sept 2012

SITE	COMPONENT	NAME NEAREST CITY	BUILDINGS				STATE OWNED ACRES	TOTAL ACRES	PRV (\$M)
			STATE OWNED		TOTAL				
			COUNT	SQFT	COUNT	SQFT			
* OTHER SITE(S) : 25			36	520,740	36	520,740	275	290	74.2
New Mexico Total:			123	1,756,924	123	1,756,924	815	1,104	434.9
<u>New York</u>									
Camp Smith	Army Guard	Peekskill	53	525,085	53	525,085	1,944	1,944	153.8
NG Albany AASF 3	Army Guard	Albany	3	37,284	3	37,284	22	22	12.8
NG Auburn RC OMS 4	Army Guard	Auburn	3	61,388	3	61,388	13	13	15.8
NG Bay Shore RC OMS 21	Army Guard	Bay Shore	3	47,592	3	47,592	4	4	14.3
NG Bedford Ave RC OMS 12	Army Guard	New York City	1	162,109	1	162,109	2	2	58.7
NG Binghamton RC OMS 13	Army Guard	Binghamton	3	91,219	3	91,219	4	4	17.2
NG Bronx Readiness Center	Army Guard	New York City	2	31,150	2	31,150	1	1	5.9
NG Connecticut St RC OMS 10	Army Guard	Buffalo	1	340,568	1	340,568	4	4	75.4
NG DMNA HQ OMS19	Army Guard	Latham	4	188,120	4	188,120	42	42	47.4
NG Fifth Ave Readiness Center	Army Guard	New York City	1	451,438	1	451,438	2	2	162.6
NG Freeport Readiness Center	Army Guard	Freeport	1	27,873	1	27,873	3	3	7.3
NG Geneseo RC OMS 3	Army Guard	Geneseo	2	52,629	2	52,629	18	18	11.7
NG Geneva Readiness Center	Army Guard	Geneva	1	29,784	1	29,784	1	1	23.2
NG Gloversville Readiness Center	Army Guard	Gloversville	1	37,513	1	37,513	1	1	8.9
NG Hoosick Falls Readiness Center	Army Guard	Hoosick Falls	1	23,684	1	23,684	0	0	5.6
NG Hornell Readiness Center	Army Guard	Hornell	1	37,130	1	37,130	1	1	8.5
NG Horseheads Readiness Center	Army Guard	Horseheads	1	25,129	1	25,129	14	14	6.3
NG Huntington Stat Readiness Ctr	Army Guard	Huntington Station	2	27,825	2	27,825	3	3	8.3
NG Ithaca Readiness Center	Army Guard	Ithaca	1	26,965	1	26,965	8	8	6.5
NG Jamaica RC OMS 9	Army Guard	Middle Village	2	204,508	2	204,508	2	2	47.7
NG Jamestown RC OMS 2	Army Guard	Jamestown	2	41,884	2	41,884	3	3	10.3
NG Kingston RC OMS 7	Army Guard	Kingston	4	124,651	4	124,651	19	19	33.2
NG Leeds Readiness Center	Army Guard	Leeds	1	34,302	1	34,302	94	94	8.1
NG Lexington Ave Readiness Ctr	Army Guard	New York City	1	200,873	1	200,873	1	1	66.9
NG Lockport Readiness Center	Army Guard	Lockport	1	25,710	1	25,710	3	3	6.9
NG Marcy Ave Readiness Center	Army Guard	New York City	1	229,846	1	229,846	3	3	77.7
NG Masten Ave RC OMS 1	Army Guard	Buffalo	4	300,854	4	300,854	10	10	72.7
NG Ogdensburg Readiness Center	Army Guard	Ogdensburg	1	30,083	1	30,083	1	1	7.4
NG Olean Readiness Center	Army Guard	Olean	1	43,725	1	43,725	1	1	10.4
NG Orangeburg Readiness Center	Army Guard	Orangeburg	1	25,747	1	25,747	14	14	6.0
NG Patchogue Readiness Center	Army Guard	Patchogue	1	21,901	1	21,901	3	3	7.6

* All Locations that do not meet criteria of at least five (5) Acres AND at least \$5M PRV.

State/Territories Army National Guard

Base Structure Report - As of 30 Sept 2012

SITE	COMPONENT	NAME NEAREST CITY	BUILDINGS				STATE OWNED ACRES	TOTAL ACRES	PRV (\$M)
			STATE OWNED		TOTAL				
			COUNT	SQFT	COUNT	SQFT			
NG Peekskill Readiness Center	Army Guard	Peekskill	2	72,314	2	72,314	22	22	19.4
NG Poughkeepsie Readiness Center	Army Guard	Poughkeepsie	1	34,652	1	34,652	1	1	8.2
NG Queensbury Readiness Center	Army Guard	Queensbury	3	59,289	3	59,289	15	15	13.9
NG Rochester RC OMS 11	Army Guard	Rochester	4	185,246	4	185,246	0	25	51.8
NG Rome Readiness Center	Army Guard	Rome	1	21,548	1	21,548	5	5	5.5
NG Ronkonkoma Readiness Ctr OMS	Army Guard	Ronkonkoma	4	74,090	4	74,090	0	20	25.9
NG Saranac Lake Readiness Center	Army Guard	Saranac Lake	1	20,784	1	20,784	29	29	5.4
NG Saratoga Springs Museum	Army Guard	Saratoga Spgs	2	33,399	2	33,399	1	1	5.6
NG Staten Island RC OMS 14	Army Guard	New York City	5	85,719	5	85,719	20	20	21.3
NG Troy Glenmore Road RC OMS 17	Army Guard	Troy	2	73,026	2	73,026	13	13	17.0
NG Troy South Lake Readiness Ctr	Army Guard	Troy	3	21,223	3	21,223	6	6	5.0
NG Utica Readiness Center OMS 6	Army Guard	Utica	4	138,036	4	138,036	20	20	31.2
NG Whitestone Readiness Center	Army Guard	Middle Village	1	35,000	1	35,000	2	2	7.6
NG Yonkers Readiness Center	Army Guard	Yonkers	3	33,623	3	33,623	3	3	9.6
Schenectady Readiness Center	Army Guard	Schenectady	3	88,459	3	88,459	4	4	20.4
* OTHER SITE(S) : 12			15	127,625	15	127,625	498	498	26.9
New York Total:			159	4,612,602	159	4,612,602	2,882	2,928	1,279.8

North Carolina

MTA Camp Butner	Army Guard	Stem	89	71,925	89	71,925	4,800	4,800	27.5
NG Charlotte Consolidated Site	Army Guard	Charlotte	6	100,848	6	100,848	10	10	20.0
NG Clinton Armory	Army Guard	Clinton	2	62,269	2	62,269	20	20	6.8
NG Concord	Army Guard	Concord	2	27,554	2	27,554	20	20	5.7
NG Durham	Army Guard	Durham	3	52,046	3	52,046	5	5	9.5
NG Fayetteville	Army Guard	Fayetteville	3	35,899	3	35,899	44	44	7.4
NG Goldsboro Armory	Army Guard	Goldsboro	4	37,613	4	37,613	9	9	7.4
NG Greensboro	Army Guard	Greensboro	7	39,612	7	39,612	14	14	7.7
NG High Point	Army Guard	Highpoint	7	32,295	7	32,295	9	9	6.5
NG Kinston	Army Guard	Kinston	6	52,629	6	52,629	35	35	11.2
NG Morrisville	Army Guard	Morrisville	7	175,527	7	175,527	35	35	55.7
NG North Wilkesboro	Army Guard	North Wilkesboro	3	26,877	3	26,877	4	4	5.3
NG Raleigh	Army Guard	Raleigh	21	456,977	21	456,977	69	69	77.5
NG Reidsville	Army Guard	Reidsville	2	20,372	2	20,372	7	7	6.3
NG Salisbury	Army Guard	Salisbury	4	52,703	4	52,703	3	3	12.0
NG Tarheel Challenge Academy	Army Guard	Salemburg	5	30,540	5	30,540	10	10	6.4

* All Locations that do not meet criteria of at least five (5) Acres AND at least \$5M PRV.

**State/Territories Army National Guard
Base Structure Report - As of 30 Sept 2012**

SITE	COMPONENT	NAME NEAREST CITY	BUILDINGS				STATE OWNED ACRES	TOTAL ACRES	PRV (\$M)
			STATE OWNED		TOTAL				
			COUNT	SQFT	COUNT	SQFT			
* OTHER SITE(S) : 79			138	1,220,882	138	1,220,882	437	437	237.0
North Carolina Total:			309	2,496,568	309	2,496,568	5,531	5,531	509.7
North Dakota									
Camp Grafton	Army Guard	Devils Lake	353	933,125	353	933,125	8,977	12,920	297.0
NG Bismarck AASF Complex	Army Guard	Bismarck	5	157,707	5	157,707	0	34	47.4
NG Bismarck Fraire Barracks	Army Guard	Bismarck	13	139,571	13	139,571	21	21	37.9
NG Bismarck RJB Complex	Army Guard	Bismarck	7	221,023	7	221,023	89	89	51.8
NG Fargo MD	Army Guard	Fargo	2	131,431	2	131,431	19	19	31.9
NG Grand Forks Complex	Army Guard	Grand Forks	3	41,462	3	41,462	25	25	11.2
NG Minot FMS1	Army Guard	Minot	2	69,242	2	69,242	15	15	15.1
NG Oakes Armory	Army Guard	Oakes	1	25,930	1	25,930	0	0	5.9
NG Valley City Armory	Army Guard	Valley City	2	30,450	2	30,450	2	2	6.2
NG Wahpeton MD	Army Guard	Wahpeton	3	92,396	3	92,396	18	18	20.3
* OTHER SITE(S) : 32			40	356,701	40	356,701	325	361	84.2
North Dakota Total:			431	2,199,038	431	2,199,038	9,491	13,503	608.9
Ohio									
Camp Perry TS (CTC)	Army Guard	Port Clinton	523	815,646	523	815,646	519	519	243.5
NG Beightler Armory	Army Guard	Columbus	3	160,525	3	160,525	51	51	31.2
NG Bowling Green	Army Guard	Bowling Green	1	85,281	1	85,281	17	17	17.5
NG Cleveland	Army Guard	Brook Park	3	36,040	3	36,040	5	5	6.1
NG Cleveland Green Road	Army Guard	Cleveland	4	55,404	4	55,404	14	14	9.9
NG Columbus (Sullivant)	Army Guard	Columbus	5	35,701	5	35,701	4	4	7.0
NG Coshocton	Army Guard	Coshocton	2	26,195	2	26,195	0	20	5.8
NG Green	Army Guard	Green	10	187,854	10	187,854	42	42	65.0
NG Hamilton	Army Guard	Hamilton	3	51,435	3	51,435	10	10	10.0
NG Kettering	Army Guard	Dayton	4	54,576	4	54,576	10	10	9.2
NG Lima	Army Guard	Lima	5	41,498	5	41,498	4	4	8.0
NG Marion	Army Guard	Marion	1	19,628	1	19,628	32	32	6.1
NG Marysville TACC	Army Guard	Marysville	2	53,289	2	53,289	16	16	12.0
NG Medina	Army Guard	Medina	2	49,871	2	49,871	16	16	7.8
NG Middletown	Army Guard	Middletown	3	38,066	3	38,066	5	5	6.7
NG Newark	Army Guard	Newark	15	250,939	15	250,939	23	23	36.4
NG Piqua	Army Guard	Piqua	6	33,381	6	33,381	3	3	5.8

* All Locations that do not meet criteria of at least five (5) Acres AND at least \$5M PRV.

**State/Territories Army National Guard
Base Structure Report - As of 30 Sept 2012**

SITE	COMPONENT	NAME NEAREST CITY	BUILDINGS				STATE OWNED ACRES	TOTAL ACRES	PRV (\$M)
			STATE OWNED		TOTAL				
			COUNT	SQFT	COUNT	SQFT			
NG Springfield	Army Guard	Springfield	5	43,460	5	43,460	3	3	7.4
NG Stow	Army Guard	Stow	3	56,019	3	56,019	15	15	11.6
NG Walbridge	Army Guard	Walbridge	3	65,917	3	65,917	16	16	11.5
NG Woodlawn	Army Guard	Cincinnati	4	114,162	4	114,162	17	17	22.5
NG Youngstown (Austin Town)	Army Guard	Youngstown	3	45,260	3	45,260	15	15	6.8
* OTHER SITE(S) : 23			53	288,021	53	288,021	215	215	54.2
Ohio Total:			663	2,608,168	663	2,608,168	1,052	1,072	602.0
Oklahoma									
Broken Arrow MD	Army Guard	Broken Arrow	7	262,341	7	262,341	40	40	68.8
Muskogee MD	Army Guard	Muskogee	3	92,087	3	92,087	59	59	22.5
NG Ada Readiness Center	Army Guard	Ada	3	23,844	3	23,844	12	12	5.7
NG Altus Readiness Center	Army Guard	Altus	2	22,775	2	22,775	6	6	5.1
NG Ardmore Readiness Center	Army Guard	Ardmore	6	36,578	6	36,578	8	8	7.8
NG Broken Arrow Readiness Center	Army Guard	Broken Arrow	1	24,012	1	24,012	10	10	5.1
NG Durant Readiness Center	Army Guard	Durant	4	25,275	4	25,275	20	20	5.7
NG Edmond Readiness Center	Army Guard	Edmond	1	25,498	1	25,498	10	10	5.5
NG Lexington AASF 1	Army Guard	Lexington	10	82,466	10	82,466	308	308	45.8
NG Midwest City Readiness Center	Army Guard	Oklahoma City	1	21,463	1	21,463	10	10	5.1
NG Norman CSMS	Army Guard	Norman	2	94,860	2	94,860	101	101	23.1
NG Oklahoma Military Department	Army Guard	Oklahoma City	15	208,834	15	208,834	58	58	45.1
NG Okmulgee Readiness Center	Army Guard	Okmulgee	7	29,164	7	29,164	10	10	6.4
NG Sand Springs MD	Army Guard	Tulsa	5	114,991	5	114,991	15	15	24.9
NG Tulsa AASF 2	Army Guard	Tulsa	4	52,167	4	52,167	33	33	24.7
NG Tulsa Mingo Valley Readiness Center	Army Guard	Tulsa	2	37,901	2	37,901	7	7	8.6
Norman MD	Army Guard	Norman	5	251,669	5	251,669	0	0	57.7
Stillwater	Army Guard	Stillwater	1	25,075	1	25,075	5	5	6.4
Thunderbird Youth Academy	Army Guard	Pryor	39	191,067	39	191,067	617	617	45.6
Westokc MD	Army Guard	Mustang	4	181,687	4	181,687	40	40	44.4
* OTHER SITE(S) : 22			36	275,373	36	275,373	156	156	60.8
Oklahoma Total:			158	2,079,127	158	2,079,127	1,525	1,525	524.9
Oregon									
Christmas Valley Radar Site	Army Guard	Christmas Valley	4	45,760	4	45,760	326	395	5.5
MTA Camp Rilea	Army Guard	Warrenton	119	471,627	119	471,627	1,800	1,801	166.0

* All Locations that do not meet criteria of at least five (5) Acres AND at least \$5M PRV.

State/Territories Army National Guard Base Structure Report - As of 30 Sept 2012

SITE	COMPONENT	NAME NEAREST CITY	BUILDINGS				STATE OWNED ACRES	TOTAL ACRES	PRV (\$M)
			STATE OWNED		TOTAL				
			COUNT	SQFT	COUNT	SQFT			
NG Albany Armory	Army Guard	Albany	4	22,872	4	22,872	5	5	5.6
NG Anderson Readiness Center	Army Guard	Salem	3	121,560	3	121,560	14	14	30.4
NG Ashland Armory	Army Guard	Ashland	2	27,082	2	27,082	5	5	7.4
NG Baker City Readiness Center	Army Guard	Baker	2	33,516	2	33,516	4	4	8.0
NG Bill Healey Armory	Army Guard	Bend	2	40,556	2	40,556	6	6	10.1
NG Camp Withycombe Clackamas	Army Guard	Clackamas	35	616,240	35	616,240	234	234	148.1
NG Central Oregon Readiness Ctr	Army Guard	Prineville	2	32,971	2	32,971	39	39	7.9
NG Coos Bay Armory	Army Guard	Coos Bay	3	26,167	3	26,167	5	5	6.7
NG Grants Pass Armory	Army Guard	Grants Pass	4	19,153	4	19,153	6	6	5.3
NG Gresham Armory	Army Guard	Gresham	4	24,674	4	24,674	2	2	5.8
NG Hermiston Armory	Army Guard	Hermiston	2	24,106	2	24,106	7	7	6.5
NG Jackson Armory	Army Guard	Portland	4	45,641	4	45,641	4	4	9.6
NG JFHQ Owen Summers Bldg	Army Guard	Salem	2	85,840	2	85,840	14	14	21.1
NG Kliever Memorial Armory	Army Guard	Portland	8	94,192	8	94,192	14	18	22.0
NG Lagrande Armory	Army Guard	La Grande	1	42,352	1	42,352	7	7	10.3
NG Lagrande FMS	Army Guard	La Grande	4	35,102	4	35,102	0	7	6.7
NG Lake Oswego Armory	Army Guard	Lake Oswego	3	26,226	3	26,226	5	5	5.7
NG Lane County MD/Fms	Army Guard	Springfield	5	202,298	5	202,298	22	22	48.8
NG Maison Armory	Army Guard	Portland	6	47,303	6	47,303	7	7	10.8
NG McMinnville Armory	Army Guard	McMinnville	4	28,741	4	28,741	5	5	5.9
NG McNary Field Salem AASF	Army Guard	Salem	9	127,796	9	127,796	74	78	61.5
NG Medford Armory FMS	Army Guard	Medford	3	46,321	3	46,321	6	6	11.5
NG Ontario Readiness Center	Army Guard	Ontario	1	36,600	1	36,600	8	8	9.6
NG Orarng Regional Trng Institute	Army Guard	Monmouth	2	71,700	2	71,700	5	5	18.1
NG Pendleton AASF	Army Guard	Pendleton	6	55,287	6	55,287	9	9	21.4
NG Pendleton Armory	Army Guard	Pendleton	2	33,598	2	33,598	14	14	8.7
NG Richard A Miller Armory	Army Guard	Forest Grove	3	39,801	3	39,801	5	5	9.4
NG Roseburg Armory	Army Guard	Roseburg	3	21,354	3	21,354	5	5	5.1
NG Salem Armory	Army Guard	Salem	3	55,621	3	55,621	7	7	12.5
NG Salem FMS	Army Guard	Salem	7	39,490	7	39,490	8	8	9.1
NG Salem Reserve Center	Army Guard	Salem	3	22,615	3	22,615	3	3	5.1
NG Woodburn Armory	Army Guard	Woodburn	4	25,553	4	25,553	3	3	5.2
Polk County Readiness Center	Army Guard	Dallas	3	40,124	3	40,124	11	11	12.1
* OTHER SITE(S) : 32			39	197,826	39	197,826	186	19,372	49.2

* All Locations that do not meet criteria of at least five (5) Acres AND at least \$5M PRV.

**State/Territories Army National Guard
Base Structure Report - As of 30 Sept 2012**

SITE	COMPONENT	NAME NEAREST CITY	BUILDINGS				STATE OWNED ACRES	TOTAL ACRES	PRV (\$M)
			STATE OWNED		TOTAL				
			COUNT	SQFT	COUNT	SQFT			
Oregon Total:			311	2,927,665	311	2,927,665	2,874	22,146	792.7
<u>Pennsylvania</u>									
Fort Indiantown Gap Area 0	Army Guard	Annville	1	77,635	1	77,635	10	10	18.1
Graterford FMS	Army Guard	Graterford	2	27,000	2	27,000	53	53	9.1
Huntingdon Readiness Center	Army Guard	Huntingdon	1	28,298	1	28,298	12	12	7.5
NG Allentown	Army Guard	Allentown	1	46,187	1	46,187	2	2	11.2
NG Altoona	Army Guard	Altoona	5	39,000	5	39,000	10	10	8.2
NG Beaver Falls	Army Guard	Beaver Falls	3	30,843	3	30,843	10	10	7.4
NG Bethlehem	Army Guard	Bethlehem	3	27,048	3	27,048	2	2	6.4
NG Butler	Army Guard	Butler	3	37,655	3	37,655	10	10	8.9
NG Cambridge Springs	Army Guard	Cambridge Spgs	3	86,550	3	86,550	100	100	21.9
NG Carlisle	Army Guard	Carlisle	7	85,312	7	85,312	36	36	21.0
NG Chambersburg	Army Guard	Chambersburg	3	26,576	3	26,576	5	5	6.7
NG Clearfield	Army Guard	Clearfield	3	32,088	3	32,088	27	27	8.3
NG Connellsville, Petersburg Rd	Army Guard	Connellsville	2	23,288	2	23,288	15	15	5.6
NG Coraopolis	Army Guard	Coraopolis	5	32,889	5	32,889	2	2	7.7
NG Easton - proposed	Army Guard	Easton	7	61,238	7	61,238	22	22	16.6
NG Elizabethtown Readiness Center	Army Guard	Elizabethtown	5	88,187	5	88,187	36	36	25.9
NG Erie Readiness Center	Army Guard	Erie	3	37,536	3	37,536	2	2	9.4
NG Ford City Readiness Center	Army Guard	Ford City	1	24,382	1	24,382	10	10	6.4
NG Fort Indiantown Gap Area 17	Army Guard	Annville	8	26,475	8	26,475	108	108	5.1
NG Hanover	Army Guard	Hanover	1	28,603	1	28,603	4	4	7.2
NG Harrisburg	Army Guard	Harrisburg	17	145,242	17	145,242	32	32	34.9
NG Hazleton	Army Guard	Hazleton	3	23,731	3	23,731	5	5	6.1
NG Hollidaysburg	Army Guard	Duncansville	2	56,779	2	56,779	21	21	14.7
NG Honesdale	Army Guard	Honesdale	4	23,731	4	23,731	10	10	5.6
NG Indiana	Army Guard	Indiana	1	26,365	1	26,365	14	14	6.5
NG Johnstown Airport	Army Guard	Johnstown	4	54,489	4	54,489	8	8	12.8
NG Johnstown FMS 33	Army Guard	Johnstown	4	23,842	4	23,842	10	10	7.3
NG Johnstown Walters	Army Guard	Johnstown	4	34,445	4	34,445	15	15	8.6
NG Kutztown	Army Guard	Kutztown	1	32,489	1	32,489	7	7	8.2
NG Lancaster Readiness Center	Army Guard	Lancaster	1	27,350	1	27,350	1	1	6.1
NG Latrobe/Torrance	Army Guard	Latrobe	1	30,166	1	30,166	14	14	7.3
NG Lebanon	Army Guard	Lebanon	1	37,616	1	37,616	10	10	9.7
NG Lehighton	Army Guard	Lehighton	8	28,019	8	28,019	5	5	7.0

* All Locations that do not meet criteria of at least five (5) Acres AND at least \$5M PRV.

State/Territories Army National Guard Base Structure Report - As of 30 Sept 2012

SITE	COMPONENT	NAME NEAREST CITY	BUILDINGS				STATE OWNED ACRES	TOTAL ACRES	PRV (\$M)
			STATE OWNED		TOTAL				
			COUNT	SQFT	COUNT	SQFT			
NG Lewisburg	Army Guard	Lewisburg	4	35,220	4	35,220	13	13	8.7
NG Lewistown	Army Guard	Lewistown	3	48,237	3	48,237	23	23	12.2
NG Lock Haven	Army Guard	Lock Haven	6	46,827	6	46,827	49	49	11.1
NG Mansfield/Wellsboro	Army Guard	Wellsboro	1	25,499	1	25,499	12	12	6.0
NG Mckean Co Readiness Center	Army Guard	Lewis Run	2	30,130	2	30,130	23	23	7.2
NG Mount Pleasant	Army Guard	Mount Pleasant	2	39,155	2	39,155	11	11	10.3
NG Nanticoke	Army Guard	Nanticoke	4	27,181	4	27,181	4	4	6.3
NG New Castle	Army Guard	New Castle	4	29,053	4	29,053	7	7	6.6
NG New Milford	Army Guard	New Milford	1	25,614	1	25,614	19	19	6.3
NG Philadelphia Lancaster	Army Guard	Philadelphia	1	84,798	1	84,798	2	2	21.7
NG Philadelphia Ogontz	Army Guard	Philadelphia	3	26,815	3	26,815	3	3	6.5
NG Philadelphia South 23rd	Army Guard	Philadelphia	1	30,505	1	30,505	0	1	7.8
NG Philadelphia Southampton	Army Guard	Philadelphia	6	168,413	6	168,413	11	11	45.7
NG Phoenixville	Army Guard	Phoenixville	6	30,203	6	30,203	11	11	7.0
NG Pittsburgh Crane Armory	Army Guard	Pittsburgh	4	32,623	4	32,623	10	10	6.9
NG Pittsburgh Hunt Armory	Army Guard	Pittsburgh	1	88,040	1	88,040	2	2	18.2
NG Plymouth Meeting	Army Guard	Plymouth Meeting	2	42,035	2	42,035	20	20	11.6
NG Punxsutawney	Army Guard	Punxsutawney	3	25,393	3	25,393	19	19	6.8
NG Reading	Army Guard	Reading	3	32,969	3	32,969	17	17	8.5
NG Scranton Readiness Center	Army Guard	Scranton	2	60,360	2	60,360	1	1	14.1
NG Scranton/Taylor NE Reg Mnt Ctr	Army Guard	Taylor	8	28,027	8	28,027	10	10	9.1
NG Sellersville	Army Guard	Sellersville	4	33,453	4	33,453	3	3	6.4
NG Somerset Friedens	Army Guard	Friedens	2	21,386	2	21,386	29	29	5.3
NG Spring City Readiness Center	Army Guard	Spring City	3	37,242	3	37,242	57	57	8.5
NG Washington	Army Guard	Washington	1	45,774	1	45,774	11	11	10.9
NG Wilkes Barre/ Kingston	Army Guard	Kingston	5	102,666	5	102,666	13	13	24.1
NG Williamsport	Army Guard	Williamsport	12	101,683	12	101,683	16	16	24.6
NG Williamstown	Army Guard	Williamstown	1	20,000	1	20,000	6	6	5.1
South Mountain Readiness Center	Army Guard	Fayetteville	1	27,660	1	27,660	30	30	6.6
State Quarters	Army Guard	Annaville	36	36,053	36	36,053	88	88	5.4
Waynesburg Readiness Center	Army Guard	Waynesburg	2	38,382	2	38,382	18	18	9.5
* OTHER SITE(S) : 38			75	380,115	75	380,115	568	568	90.6
Pennsylvania Total:			327	3,212,565	327	3,212,565	1,731	1,731	789.0

* All Locations that do not meet criteria of at least five (5) Acres AND at least \$5M PRV.

**State/Territories Army National Guard
Base Structure Report - As of 30 Sept 2012**

SITE	COMPONENT	NAME NEAREST CITY	BUILDINGS				STATE OWNED ACRES	TOTAL ACRES	PRV (\$M)
			STATE OWNED		TOTAL				
			COUNT	SQFT	COUNT	SQFT			
Puerto Rico									
NG Aguadilla Readiness Center	Army Guard	Aguadilla	4	24,947	4	24,947	0	5	6.8
NG Arecibo Readiness Center	Army Guard	Arecibo	2	25,237	2	25,237	7	7	6.7
NG Army Aviation Support Facility	Army Guard	San German	5	47,426	5	47,426	14	14	20.6
NG Arroyo Readiness Center	Army Guard	Arroyo	2	30,740	2	30,740	5	5	8.2
NG Caguas Readiness Center	Army Guard	Caguas	4	21,077	4	21,077	5	5	6.2
NG Cayey Readiness Center	Army Guard	Cayey	2	20,100	2	20,100	5	5	5.9
NG Coamo Readiness Center	Army Guard	Villalba	1	21,059	1	21,059	5	5	5.5
NG Gurabo Readiness Center	Army Guard	Gurabo	4	26,002	4	26,002	13	13	7.0
NG Hangar 21 Readiness Center	Army Guard	San Juan	2	24,880	2	24,880	23	23	21.4
NG Hato Rey Readiness Center	Army Guard	San Juan	8	56,429	8	56,429	11	11	16.3
NG Juana Diaz Readiness Center	Army Guard	Juana Diaz	1	22,745	1	22,745	19	19	6.0
NG Mayaquez Readiness Center	Army Guard	Mayaguez	3	36,621	3	36,621	6	6	9.7
NG Peñuelas Readiness Center	Army Guard	Penuelas	3	19,235	3	19,235	5	5	5.5
NG Ponce Readiness Center	Army Guard	Ponce	3	21,812	3	21,812	5	5	5.1
NG Toa Baja Readiness Center	Army Guard	Bayamon	2	30,797	2	30,797	5	5	8.1
NG Vega Baja Readiness Center	Army Guard	Vega Baja	6	55,285	6	55,285	15	15	15.9
* OTHER SITE(S) : 12			16	278,158	16	278,158	53	53	74.1
Puerto Rico Total:			68	762,550	68	762,550	196	200	228.9
Rhode Island									
NG Armory of Mounted Commands	Army Guard	Providence	2	172,790	2	172,790	6	6	33.9
NG Bristol	Army Guard	Bristol	2	27,537	2	27,537	5	5	5.9
NG Command Readiness Center Ring	Army Guard	Cranston	5	61,205	5	61,205	4	4	15.3
NG Middletown Armory	Army Guard	Middletown	1	18,620	1	18,620	6	6	5.2
NG Quonset Point	Army Guard	North Kingstown	5	162,035	5	162,035	8	9	63.1
NG TS Camp Varnum	Army Guard	Narragansett	26	42,519	26	42,519	34	35	13.1
* OTHER SITE(S) : 7			4	29,911	4	29,911	144	144	7.7
Rhode Island Total:			45	514,617	45	514,617	207	209	144.2
South Carolina									
Charleston Readiness Center	Army Guard	Charleston	1	89,336	1	89,336	0	8	18.9
NG Anderson Lease Facility	Army Guard	Anderson	3	83,454	3	83,454	12	12	15.6
NG Camden Armory	Army Guard	Camden	6	33,750	6	33,750	10	10	5.8
NG Columbia Armory	Army Guard	Columbia	29	268,928	29	268,928	25	25	45.3

* All Locations that do not meet criteria of at least five (5) Acres AND at least \$5M PRV.

**State/Territories Army National Guard
Base Structure Report - As of 30 Sept 2012**

SITE	COMPONENT	NAME NEAREST CITY	BUILDINGS				STATE OWNED ACRES	TOTAL ACRES	PRV (\$M)
			STATE OWNED		TOTAL				
			COUNT	SQFT	COUNT	SQFT			
NG Columbia TAG	Army Guard	Columbia	2	51,604	2	51,604	6	6	10.3
NG Eastover Armory	Army Guard	Eastover	4	24,679	4	24,679	10	10	5.1
NG Edgefield Armory & OMS 6	Army Guard	Edgefield	17	41,381	17	41,381	10	10	8.1
NG Florence Armory & OMS 12	Army Guard	Florence	14	32,352	14	32,352	9	9	6.9
NG Fountain Inn Armory	Army Guard	Fountain Inn	5	37,478	5	37,478	38	38	7.1
NG Greenville Armory & OMS 2	Army Guard	Greenville	10	34,655	10	34,655	8	8	7.0
NG Greenwood Armory & OMS 4	Army Guard	Greenwood	14	36,936	14	36,936	11	11	7.1
NG Greer Armory	Army Guard	Greer	10	39,103	10	39,103	10	10	8.0
NG Hartsville Armory and OMS 11	Army Guard	Hartsville	10	32,909	10	32,909	10	10	6.9
NG Hodges Armory	Army Guard	Hodges	7	39,933	7	39,933	48	48	7.6
NG Lancaster Armory	Army Guard	Lancaster	8	29,552	8	29,552	12	12	6.1
NG Manning Armory	Army Guard	Manning	2	26,060	2	26,060	10	10	5.6
NG Mt Pleasant Armory	Army Guard	Mt Pleasant	8	31,833	8	31,833	6	6	6.6
NG Mullins Armory & OMS 15	Army Guard	Mullins	6	38,844	6	38,844	10	10	7.4
NG Newberry Armory	Army Guard	Newberry	6	41,547	6	41,547	11	11	8.1
NG North Charleston Armory	Army Guard	North Charleston	10	41,754	10	41,754	15	15	9.2
NG Orangeburg Armory	Army Guard	Orangeburg	3	33,285	3	33,285	10	10	6.6
NG Pickens Armory and TS	Army Guard	Pickens	5	36,786	5	36,786	33	33	5.9
NG Pine Ridge Armory	Army Guard	West Columbia	6	59,696	6	59,696	48	48	12.1
NG Rock Hill Armory and OMS 5	Army Guard	Rock Hill	14	37,895	14	37,895	12	12	8.5
NG Saluda Armory and OMS 6A	Army Guard	Saluda	8	28,288	8	28,288	7	7	5.4
NG Spartanburg Readiness Center	Army Guard	Spartanburg	3	62,274	3	62,274	12	12	13.4
NG Summerville Readiness Center (Lease)	Army Guard	Summerville	1	61,500	1	61,500	0	0	13.0
NG Sumter Armory	Army Guard	Shaw AFB	7	24,621	7	24,621	7	7	5.1
NG Union Armory and OMS 8	Army Guard	Union	8	30,949	8	30,949	10	10	6.8
NG Varnville Armory and OMS 14	Army Guard	Varnville	14	43,583	14	43,583	24	24	8.7
NG W Columbia Armory	Army Guard	West Columbia	4	25,239	4	25,239	14	14	5.0
NG Walterboro Armory	Army Guard	Walterboro	7	29,948	7	29,948	17	17	5.3
* OTHER SITE(S) : 42			144	718,405	144	718,405	252	252	144.5
South Carolina Total:			396	2,248,557	396	2,248,557	715	724	442.8
South Dakota									
Camp Rapid	Army Guard	Rapid City	35	482,910	35	482,910	84	84	114.3
NG Aberdeen MD	Army Guard	Aberdeen	3	26,776	3	26,776	0	1	5.7
NG Brookings Armory/OMS 8	Army Guard	Brookings	3	40,289	3	40,289	10	10	9.0

* All Locations that do not meet criteria of at least five (5) Acres AND at least \$5M PRV.

**State/Territories Army National Guard
Base Structure Report - As of 30 Sept 2012**

SITE	COMPONENT	NAME NEAREST CITY	BUILDINGS				STATE OWNED ACRES	TOTAL ACRES	PRV (\$M)
			STATE OWNED		TOTAL				
			COUNT	SQFT	COUNT	SQFT			
NG Fort Meade	Army Guard	Sturgis	10	130,113	10	130,113	3	6,205	31.0
NG Huron Armory	Army Guard	Huron	2	27,984	2	27,984	0	2	5.5
NG Madison Armory	Army Guard	Madison	4	27,286	4	27,286	0	10	5.3
NG Mitchell TS	Army Guard	Mitchell	6	156,164	6	156,164	40	110	36.1
NG Mobridge Readiness Center	Army Guard	Mobridge	2	19,717	2	19,717	20	20	7.4
NG Pierre	Army Guard	Pierre	4	35,466	4	35,466	0	6	6.7
NG Range Road Armory	Army Guard	Rapid City	3	36,551	3	36,551	14	14	7.7
NG Rapid City AASF/Armory	Army Guard	Rapid City	3	109,257	3	109,257	1	33	35.1
NG Rapid City CSMS	Army Guard	Rapid City	2	29,290	2	29,290	0	29	8.2
NG Sioux Falls UTES	Army Guard	Sioux Falls	4	56,471	4	56,471	38	456	10.3
NG Spearfish	Army Guard	Spearfish	4	33,639	4	33,639	1	1	5.1
NG Wagner	Army Guard	Wagner	3	24,186	3	24,186	0	10	5.7
NG Webster	Army Guard	Webster	7	39,783	7	39,783	2	8	8.1
NG West Camp	Army Guard	Rapid City	6	4,084	6	4,084	770	770	6.2
* OTHER SITE(S) : 38			46	334,017	46	334,017	1,234	4,239	69.0
South Dakota Total:			147	1,613,983	147	1,613,983	2,216	12,008	376.5

Tennessee

NG Ashland City	Army Guard	Ashland City	2	26,482	2	26,482	12	12	5.1
NG Athens	Army Guard	Athens	4	39,135	4	39,135	7	7	7.8
NG Bristol	Army Guard	Bristol	4	26,684	4	26,684	7	7	5.2
NG Camden	Army Guard	Camden	3	25,205	3	25,205	7	7	6.2
NG Centerville	Army Guard	Centerville	3	27,223	3	27,223	15	15	5.2
NG Chattanooga	Army Guard	Chattanooga	17	135,674	17	135,674	16	16	25.8
NG Clinton	Army Guard	Clinton	2	28,436	2	28,436	14	14	5.5
NG Columbia	Army Guard	Columbia	3	43,765	3	43,765	18	18	8.8
NG Cookeville	Army Guard	Cookeville	6	33,821	6	33,821	12	12	6.9
NG Dresden	Army Guard	Dresden	2	27,051	2	27,051	19	19	5.6
NG Dyersburg	Army Guard	Dyersburg	1	26,443	1	26,443	10	10	5.2
NG Elizabethton	Army Guard	Elizabethton	3	25,835	3	25,835	15	15	5.1
NG Erwin	Army Guard	Erwin	2	25,779	2	25,779	10	10	5.1
NG Gordonsville	Army Guard	Gordonsville	3	26,572	3	26,572	15	15	5.3
NG Henderson	Army Guard	Henderson	8	66,477	8	66,477	14	14	12.7
NG Humboldt	Army Guard	Humboldt	2	36,192	2	36,192	22	22	7.3
NG Huntingdon	Army Guard	Huntingdon	1	27,386	1	27,386	9	9	5.4

* All Locations that do not meet criteria of at least five (5) Acres AND at least \$5M PRV.

State/Territories Army National Guard Base Structure Report - As of 30 Sept 2012

SITE	COMPONENT	NAME NEAREST CITY	BUILDINGS				STATE OWNED ACRES	TOTAL ACRES	PRV (\$M)
			STATE OWNED		TOTAL				
			COUNT	SQFT	COUNT	SQFT			
NG Jacksboro	Army Guard	Jacksboro	2	27,795	2	27,795	10	10	5.5
NG Jackson	Army Guard	Jackson	6	77,753	6	77,753	22	22	14.4
NG Jackson Airport Armory	Army Guard	Jackson	5	57,417	5	57,417	60	60	17.6
NG Johnson City Gray	Army Guard	Gray	10	132,098	10	132,098	107	107	25.8
NG Knoxville Concord St	Army Guard	Knoxville	17	112,478	17	112,478	17	17	21.4
NG Knoxville Sutherland	Army Guard	Knoxville	7	72,757	7	72,757	7	7	13.2
NG Lawrenceburg	Army Guard	Lawrenceburg	3	33,690	3	33,690	16	16	6.4
NG Lebanon	Army Guard	Lebanon	4	26,620	4	26,620	19	19	5.9
NG Lenoir City	Army Guard	Lenoir City	2	28,009	2	28,009	15	15	5.6
NG Lewisburg	Army Guard	Lewisburg	4	32,577	4	32,577	14	14	5.1
NG Livingston	Army Guard	Livingston	1	24,938	1	24,938	24	24	5.1
NG Memphis	Army Guard	Memphis	4	58,396	4	58,396	30	30	11.4
NG Nashville	Army Guard	Nashville	23	451,831	23	451,831	86	86	90.5
NG Paris	Army Guard	Paris	4	26,038	4	26,038	23	23	5.5
NG Rogersville	Army Guard	Rogersville	2	26,846	2	26,846	11	11	5.3
NG Trenton	Army Guard	Trenton	2	38,924	2	38,924	20	20	8.2
NG Tullahoma	Army Guard	Tullahoma	5	25,186	5	25,186	8	8	5.3
NG Union City	Army Guard	Union City	4	46,097	4	46,097	14	14	9.4
NG Winchester	Army Guard	Winchester	5	31,060	5	31,060	22	22	6.4
* OTHER SITE(S) : 45			87	913,829	87	913,829	762	762	178.7
Tennessee Total:			263	2,892,499	263	2,892,499	1,506	1,506	574.8

Texas

Camp Maxey	Army Guard	Powderly	35	87,669	35	87,669	6,424	6,424	51.0
NG Amarillo	Army Guard	Amarillo	5	29,680	5	29,680	5	5	5.8
NG Austin - 51st Street	Army Guard	Austin	8	77,663	8	77,663	0	14	12.9
NG Bergstrom - (Abia)	Army Guard	Austin	12	230,622	12	230,622	0	70	62.0
NG Bryan	Army Guard	Bryan	5	35,980	5	35,980	14	14	6.4
NG Camp Bowie (State)	Army Guard	Brownwood	44	157,830	44	157,830	4,895	4,895	60.7
NG Camp Mabry	Army Guard	Austin	75	986,134	75	986,134	376	376	172.3
NG Corpus Christi	Army Guard	Corpus Christi	4	67,606	4	67,606	5	5	13.6
NG Dallas - California Crossing	Army Guard	Dallas	6	65,424	6	65,424	0	9	12.7
NG Dallas - Red Bird	Army Guard	Dallas	6	65,626	6	65,626	0	10	12.5
NG El Paso	Army Guard	El Paso	7	63,972	7	63,972	20	20	14.7
NG Fort Worth - Cobb Park	Army Guard	Fort Worth	5	37,727	5	37,727	0	12	7.6

* All Locations that do not meet criteria of at least five (5) Acres AND at least \$5M PRV.

**State/Territories Army National Guard
Base Structure Report - As of 30 Sept 2012**

SITE	COMPONENT	NAME NEAREST CITY	BUILDINGS				STATE OWNED ACRES	TOTAL ACRES	PRV (\$M)
			STATE OWNED		TOTAL				
			COUNT	SQFT	COUNT	SQFT			
NG Fort Worth - Sandage	Army Guard	Fort Worth	2	29,978	2	29,978	3	3	5.8
NG Fort Worth - Shoreview	Army Guard	Fort Worth	12	72,414	12	72,414	0	83	22.0
NG Grand Prairie (DNAS)	Army Guard	Grand Prairie	19	224,094	19	224,094	0	145	60.0
NG Lubbock	Army Guard	Lubbock	6	148,440	6	148,440	0	25	27.6
NG Marshall	Army Guard	Marshall	5	28,334	5	28,334	0	13	5.6
NG Martindale - AASF	Army Guard	San Antonio	19	114,419	19	114,419	219	219	34.6
NG Midland Airport	Army Guard	Midland	3	34,915	3	34,915	1	1	8.2
NG San Angelo - US 67	Army Guard	San Angelo	2	44,033	2	44,033	10	10	5.4
NG Waco	Army Guard	Waco	4	78,328	4	78,328	5	5	13.3
NG Weslaco	Army Guard	Weslaco	2	85,231	2	85,231	20	20	14.6
NG Wichita Falls	Army Guard	Wichita Falls	4	24,610	4	24,610	0	9	5.3
NG Wylie	Army Guard	Wylie	3	54,174	3	54,174	11	11	10.3
Northwest Houston	Army Guard	Houston	4	173,002	4	173,002	18	18	37.9
* OTHER SITE(S) : 51			108	736,214	108	736,214	1,473	1,509	130.4
Texas Total:			405	3,754,119	405	3,754,119	13,499	13,925	813.0
Utah									
NG American Fork Armory/FMS 6	Army Guard	American Fork	6	20,713	6	20,713	3	3	5.5
NG Beaver Armory/FMS 5	Army Guard	Beaver	4	22,653	4	22,653	2	2	11.5
NG Blanding Armory	Army Guard	Blanding	2	19,367	2	19,367	28	28	5.0
NG Cedar City Armory/FMS 5	Army Guard	Cedar City	4	23,245	4	23,245	7	7	6.7
NG Draper Complex	Army Guard	Draper	14	380,965	14	380,965	42	42	90.0
NG E.J. Garn Armory/FMS	Army Guard	West Jordan	7	106,535	7	106,535	20	20	30.1
NG E.J. Garn Aviation Complex	Army Guard	West Jordan	10	120,882	10	120,882	0	40	49.9
NG Logan Armory/FMS 1A	Army Guard	Logan	2	27,418	2	27,418	5	5	12.9
NG Manti Armory	Army Guard	Manti	1	22,581	1	22,581	1	1	5.1
NG Manti FMS 4	Army Guard	Manti	3	3,576	3	3,576	1	1	7.0
NG Mount Pleasant Armory	Army Guard	Mount Pleasant	3	20,463	3	20,463	6	6	5.3
NG New SLC Readiness Center	Army Guard	Salt Lake City	3	62,235	3	62,235	23	23	15.4
NG Ogden Armory/FMS 1	Army Guard	Ogden	6	50,870	6	50,870	15	15	19.2
NG Orem Armory	Army Guard	Orem	2	78,778	2	78,778	0	6	18.5
NG Price Armory	Army Guard	Price	2	33,010	2	33,010	1	1	7.4
NG Richfield Armory/FMS 5A	Army Guard	Richfield	4	24,947	4	24,947	5	5	7.0
NG Utah County South Armory/FMS 9	Army Guard	Spanish Fork	7	74,197	7	74,197	20	20	24.0
* OTHER SITE(S) : 23			32	140,720	32	140,720	68	1,468	35.1

* All Locations that do not meet criteria of at least five (5) Acres AND at least \$5M PRV.

**State/Territories Army National Guard
Base Structure Report - As of 30 Sept 2012**

SITE	COMPONENT	NAME NEAREST CITY	BUILDINGS				STATE OWNED ACRES	TOTAL ACRES	PRV (\$M)
			STATE OWNED		TOTAL				
			COUNT	SQFT	COUNT	SQFT			
Utah Total:			112	1,233,155	112	1,233,155	246	1,692	355.7
Vermont									
	Army Guard	Montpelier	3	35,994	3	35,994	8	8	7.3
	Army Guard	Colchester	35	207,129	35	207,129	64	64	49.4
	Army Guard	Westminster	7	45,674	7	45,674	52	52	9.0
	* OTHER SITE(S) : 22		33	251,742	33	251,742	87	87	53.8
Vermont Total:			78	540,539	78	540,539	210	210	119.4
Virgin Islands									
	Army Guard	Charlotte Amalie	6	53,047	6	53,047	18	18	12.1
	* OTHER SITE(S) : 3		2	15,600	2	15,600	42	42	10.9
Virgin Islands Total:			8	68,647	8	68,647	60	60	23.1
Virginia									
	Army Guard	Blackstone	3	31,710	3	31,710	7	7	6.6
	Army Guard	Cedar Bluff	3	29,419	3	29,419	10	10	6.3
	Army Guard	Charlottesville	2	28,661	2	28,661	10	10	5.9
	Army Guard	Danville	3	50,472	3	50,472	15	15	10.7
	Army Guard	Emporia	2	27,696	2	27,696	0	8	5.9
	Army Guard	Fairfax	1	32,245	1	32,245	2	2	6.7
	Army Guard	Fredericksburg	2	58,041	2	58,041	7	7	12.7
	Army Guard	Gate City	2	43,954	2	43,954	5	5	8.8
	Army Guard	Lynchburg	3	34,523	3	34,523	28	28	7.2
	Army Guard	Manassas	1	34,400	1	34,400	6	6	6.5
	Army Guard	Norfolk	2	54,579	2	54,579	19	19	13.2
	Army Guard	Petersburg	2	31,833	2	31,833	10	10	6.9
	Army Guard	Portsmouth	3	30,644	3	30,644	10	10	7.0
	Army Guard	Powhatan	1	30,113	1	30,113	10	10	6.8
	Army Guard	Staunton	1	45,560	1	45,560	5	5	8.8
	Army Guard	Virginia Beach	1	33,579	1	33,579	3	3	7.3
	Army Guard	Richmond	7	52,790	7	52,790	6	6	7.1
	Army Guard	West Point	2	27,008	2	27,008	0	5	5.3
	Army Guard	Winchester	4	64,529	4	64,529	0	10	16.0
	Army Guard	Woodstock	2	30,076	2	30,076	7	7	5.7

* All Locations that do not meet criteria of at least five (5) Acres AND at least \$5M PRV.

**State/Territories Army National Guard
Base Structure Report - As of 30 Sept 2012**

SITE	COMPONENT	NAME NEAREST CITY	BUILDINGS				STATE OWNED ACRES	TOTAL ACRES	PRV (\$M)
			STATE OWNED		TOTAL				
			COUNT	SQFT	COUNT	SQFT			
* OTHER SITE(S) : 26			30	345,698	30	345,698	109	119	73.6
Virginia Total:			77	1,117,530	77	1,117,530	268	302	234.8
Washington									
NG Bellingham	Army Guard	Bellingham	2	20,292	2	20,292	6	6	5.9
NG Bremerton	Army Guard	Bremerton	6	87,603	6	87,603	81	81	23.9
NG Buckley	Army Guard	Buckley	1	27,092	1	27,092	10	10	7.3
NG Camp Murray	Army Guard	Lakewood	84	527,367	84	527,367	231	235	154.7
NG Centralia	Army Guard	Centralia	5	37,288	5	37,288	8	8	8.7
NG Ephrata	Army Guard	Ephrata	7	24,390	7	24,390	13	13	6.7
NG Everett	Army Guard	Everett	2	44,481	2	44,481	1	1	9.7
NG Grandview	Army Guard	Grandview	2	26,475	2	26,475	11	11	6.5
NG Montesano	Army Guard	Montesano	4	31,498	4	31,498	14	14	8.7
NG Moses Lake	Army Guard	Moses Lake	2	32,795	2	32,795	10	10	8.2
NG Olympia	Army Guard	Olympia	3	48,857	3	48,857	2	2	11.5
NG Port Orchard	Army Guard	Port Orchard	3	25,805	3	25,805	9	9	7.4
NG Pullman	Army Guard	Pullman	2	21,342	2	21,342	1	1	5.2
NG Seattle - Pier 91	Army Guard	Seattle	8	87,149	8	87,149	25	25	24.1
NG Tacoma	Army Guard	Tacoma	1	99,610	1	99,610	2	2	25.5
NG Walla Walla	Army Guard	Walla Walla	3	58,475	3	58,475	1	1	13.2
NG Yakima Airport	Army Guard	Yakima	2	66,038	2	66,038	10	10	15.2
* OTHER SITE(S) : 15			28	159,723	28	159,723	32	34	38.3
Washington Total:			165	1,426,280	165	1,426,280	467	473	380.8
West Virginia									
CTC Camp Dawson-Kingwood	Army Guard	Kingwood	90	547,717	90	547,717	2,289	3,889	150.6
Jackson County	Army Guard	Millwood	5	81,494	5	81,494	312	312	22.1
NG Bluefield	Army Guard	Bluefield	5	41,853	5	41,853	28	28	9.5
NG Buckhannon	Army Guard	Buckhannon	13	72,055	13	72,055	18	18	16.7
NG Charleston	Army Guard	Charleston	9	148,152	9	148,152	55	55	37.3
NG Clarksburg	Army Guard	Clarksburg	1	32,735	1	32,735	10	10	8.1
NG Dunbar	Army Guard	Dunbar	1	23,338	1	23,338	4	4	5.3
NG Elkins	Army Guard	Elkins	1	21,371	1	21,371	8	8	6.9
NG Fairmont	Army Guard	Fairmont	1	43,756	1	43,756	9	9	9.6
NG FWAATS-Bridgeport	Army Guard	Bridgeport	2	47,618	2	47,618	0	21	14.9

* All Locations that do not meet criteria of at least five (5) Acres AND at least \$5M PRV.

**State/Territories Army National Guard
Base Structure Report - As of 30 Sept 2012**

SITE	COMPONENT	NAME NEAREST CITY	BUILDINGS				STATE OWNED ACRES	TOTAL ACRES	PRV (\$M)
			STATE OWNED		TOTAL				
			COUNT	SQFT	COUNT	SQFT			
NG Gassaway	Army Guard	Gassaway	3	29,579	3	29,579	6	6	6.1
NG Glen Jean MD Complex	Army Guard	Glen Jean	5	138,499	5	138,499	35	35	34.2
NG Huntington Barbour	Army Guard	Huntington	4	26,699	4	26,699	7	7	5.8
NG Huntington Tri-State	Army Guard	Kenova	7	95,324	7	95,324	0	41	20.7
NG Lewisburg Readiness Center	Army Guard	Maxwelton	1	45,803	1	45,803	22	22	11.8
NG Memorial Training Tunnel	Army Guard	Gallagher	2	9,780	2	9,780	22	22	21.3
NG Morgantown	Army Guard	Morgantown	2	22,783	2	22,783	5	5	5.2
NG Moundsville	Army Guard	Moundsville	4	38,442	4	38,442	6	6	8.4
NG Parkersburg	Army Guard	Parkersburg	3	41,337	3	41,337	9	9	10.0
NG Point Pleasant	Army Guard	Point Pleasant	6	68,877	6	68,877	16	16	13.4
NG Salem	Army Guard	Salem	1	27,781	1	27,781	13	13	5.8
NG Spencer	Army Guard	Spencer	1	18,540	1	18,540	3	3	5.9
NG St Albans	Army Guard	St. Albans	2	41,853	2	41,853	13	13	12.3
NG Summersville	Army Guard	Summersville	1	85,490	1	85,490	35	35	19.3
NG Welch	Army Guard	Welch	1	26,845	1	26,845	6	6	5.9
NG Weston	Army Guard	Weston	5	25,149	5	25,149	4	4	5.3
NG Wheeling	Army Guard	Wheeling	3	59,127	3	59,127	0	43	20.9
Williamstown	Army Guard	Williamstown	6	105,896	6	105,896	0	103	31.1
* OTHER SITE(S) : 10			8	84,443	8	84,443	302	302	18.2
West Virginia Total:			193	2,052,336	193	2,052,336	3,237	5,045	542.4

Wisconsin

Camp Williams Tomah MTA	Army Guard	Camp Douglas	47	476,877	47	476,877	114	114	112.7
Madison MD	Army Guard	Madison	3	189,635	3	189,635	36	36	49.7
NG Appleton	Army Guard	Appleton	3	52,040	3	52,040	13	13	11.1
NG Ashland	Army Guard	Ashland	2	30,197	2	30,197	9	9	5.9
NG Beloit	Army Guard	Beloit	1	33,467	1	33,467	13	13	8.6
NG Black River Falls	Army Guard	Black River Falls	4	34,784	4	34,784	10	10	7.4
NG Chippewa Falls	Army Guard	Chippewa Falls	2	52,782	2	52,782	14	14	12.2
NG Eau Claire	Army Guard	Eau Claire	4	63,422	4	63,422	9	9	14.4
NG Fort Atkinson	Army Guard	Fort Atkinson	3	29,152	3	29,152	6	6	6.1
NG Green Bay	Army Guard	Green Bay	3	25,127	3	25,127	12	12	6.4
NG Hayward	Army Guard	Hayward	4	33,249	4	33,249	6	6	6.4
NG Hayward OMS 12	Army Guard	Hayward	1	20,539	1	20,539	8	8	6.3
NG Kenosha OMS 6	Army Guard	Kenosha	3	57,323	3	57,323	14	14	13.8

* All Locations that do not meet criteria of at least five (5) Acres AND at least \$5M PRV.

**State/Territories Army National Guard
Base Structure Report - As of 30 Sept 2012**

SITE	COMPONENT	NAME NEAREST CITY	BUILDINGS				STATE OWNED ACRES	TOTAL ACRES	PRV (\$M)
			STATE OWNED		TOTAL				
			COUNT	SQFT	COUNT	SQFT			
NG Madison 901	Army Guard	Madison	1	23,580	1	23,580	8	8	5.5
NG Madison OMS 9	Army Guard	Madison	5	150,324	5	150,324	22	22	32.1
NG Madison TAGO/STARC	Army Guard	Madison	2	154,298	2	154,298	16	16	43.2
NG Marshfield	Army Guard	Marshfield	2	45,551	2	45,551	10	10	10.8
NG Medford	Army Guard	Medford	4	29,263	4	29,263	5	5	5.7
NG Milwaukee OMS 3	Army Guard	Milwaukee	8	124,610	8	124,610	10	10	28.5
NG New Richmond	Army Guard	New Richmond	2	27,953	2	27,953	19	19	6.4
NG Oak Creek	Army Guard	Oak Creek	2	24,252	2	24,252	4	4	6.1
NG Oconomowoc	Army Guard	Oconomowoc	2	36,380	2	36,380	5	5	8.6
NG Onalaska	Army Guard	Onalaska	3	59,515	3	59,515	15	15	13.4
NG Oshkosh & FMS	Army Guard	Oshkosh	3	54,494	3	54,494	35	35	13.6
NG Platteville	Army Guard	Platteville	1	24,766	1	24,766	2	2	6.5
NG Prairie Du Chien	Army Guard	Prairie Du Chien	3	30,989	3	30,989	3	3	6.5
NG Rice Lake	Army Guard	Rice Lake	2	19,565	2	19,565	4	4	5.1
NG Richland Center	Army Guard	Richland Center	2	24,136	2	24,136	8	8	5.8
NG Sparta	Army Guard	Sparta	3	25,022	3	25,022	5	5	5.1
NG Spooner	Army Guard	Spooner	3	24,635	3	24,635	6	6	5.1
NG Superior	Army Guard	Superior	4	46,868	4	46,868	7	7	8.3
NG Sussex OMS 5	Army Guard	Sussex	3	52,825	3	52,825	15	15	13.4
NG Tomah	Army Guard	Tomah	3	22,984	3	22,984	7	7	6.3
NG Waukesha	Army Guard	Waukesha	2	31,389	2	31,389	4	4	7.2
NG Wausau OMS 13	Army Guard	Wausau	3	31,464	3	31,464	4	4	8.1
NG West Bend AASF 1 & Armory	Army Guard	West Bend	5	116,287	5	116,287	40	40	41.5
NG Whitewater OMS 8	Army Guard	Whitewater	4	56,907	4	56,907	10	10	14.2
NG WI Rapids OMS 14	Army Guard	Wisconsin Rapids	5	46,580	5	46,580	5	5	11.3
* OTHER SITE(S) : 35			65	593,448	65	593,448	234	234	135.7
Wisconsin Total:			222	2,976,679	222	2,976,679	766	766	715.0

Wyoming

MTCH Camp Guernsey	Army Guard	Guernsey	138	522,865	138	522,865	64,167	73,957	242.9
NG Casper	Army Guard	Casper	2	41,577	2	41,577	33	33	11.0
NG Cheyenne	Army Guard	Cheyenne	4	124,464	4	124,464	19	19	28.6
NG Cheyenne MAP	Army Guard	Cheyenne	2	47,309	2	47,309	34	34	10.7
NG Douglas	Army Guard	Douglas	1	23,015	1	23,015	8	8	5.4
NG Laramie	Army Guard	Laramie	4	35,937	4	35,937	11	11	9.0

* All Locations that do not meet criteria of at least five (5) Acres AND at least \$5M PRV.

**State/Territories Army National Guard
Base Structure Report - As of 30 Sept 2012**

SITE	COMPONENT	NAME NEAREST CITY	BUILDINGS				STATE OWNED ACRES	TOTAL ACRES	PRV (\$M)
			STATE OWNED		TOTAL				
			COUNT	SQFT	COUNT	SQFT			
NG Lovell	Army Guard	Lovell	3	27,049	3	27,049	5	5	5.8
NG Sheridan	Army Guard	Sheridan	2	25,697	2	25,697	9	9	6.7
NG Torrington	Army Guard	Torrington	3	55,931	3	55,931	5	5	11.1
* OTHER SITE(S) : 13			17	167,137	17	167,137	94	94	40.6
Wyoming Total:			176	1,070,981	176	1,070,981	64,385	74,175	371.9
US/US Territories Total:			13,981	111,036,468	13,981	111,036,468	735,307	1,192,692	28,906.4

* All Locations that do not meet criteria of at least five (5) Acres AND at least \$5M PRV.

DEPARTMENT OF DEFENSE

Base Structure Report – As of 30 Sept 2012

IX. Personnel Data from DMDC

Active Duty, Selected Reserve and Civilian by Location and Base

Data as of: September 2012

Data Source: Active Duty Military Personnel File, RCCPDS and Civilian Personnel File

Other: Includes Reservists not assigned to specific locations, individuals in transit/training, individuals assigned to installations not in our database, or individuals not otherwise accounted for in installation totals.

State/Country	Installation	Active Duty				Reserve						Civilian	Total		
		Army	Navy	Marine Corps	Air Force	Army National Guard	Army Reserve	Navy Reserve	Marine Corps Reserve	Air National Guard	Air Force Reserve				
ALABAMA	ANNISTON ARMY DEPOT	8	0	0	0	0	311	0	0	0	0	0	3,911	4,230	
	BIRMINGHAM MAP AGS	0	0	0	0	577	59	0	0	892	0	0	207	1,735	
	BIRMINGHAM SUPPORT	0	0	0	0	0	0	0	0	0	0	0	7	7	
	DOTHAN AG	0	0	0	3	160	0	0	0	0	0	0	0	163	
	ENGINEERING DISTRICT MOBILE	0	0	0	0	0	1	0	0	0	0	0	118	119	
	FORT RUCKER	3,778	9	0	109	367	297	0	0	0	0	0	2,641	7,201	
	FT GEORGE WALLACE MONTGOMERY	0	0	0	0	0	0	0	0	0	0	0	361	361	
	HALL AGS	0	0	0	0	0	0	0	0	168	0	0	21	189	
	HAMILTON	0	0	0	0	0	0	0	0	0	0	0	16	16	
	MARTIN ANGTS	0	0	0	0	0	0	0	0	0	0	0	10	10	
	MAXWELL AFB (INCL GUNTER)	57	50	20	2,599	20	223	2	0	1,176	1,344	2,860	8,351		
	NAVMARCORESCEN MOBILE	0	3	0	0	113	0	0	0	0	0	0	9	125	
	REDSTONE ARSENAL	678	4	13	1	168	479	0	131	0	0	0	15,886	17,360	
	WRIGHT USARC MOBILE	0	0	0	0	522	221	0	0	0	0	0	1	744	
	OTHER	398	35	129	251	9,046	4,097	336	515	29	5	515	15,356		
	TOTAL	4,919	101	162	2,963	10,973	5,688	338	646	2,265	1,349	26,563	55,967		
ALASKA	EIELSON AFB	0	0	0	1,937	185	0	0	0	630	7	591	3,350		
	ENGINEERING DISTRICT ANCHORAGE	0	0	0	0	0	0	0	0	0	0	24	24		
	FORT JONATHAN WAINWRIGHT	6,199	0	0	42	0	109	0	0	0	0	625	6,975		
	JOINT BASE ELMENDORF-RICHARDSON	7,373	2	7	5,629	1,068	278	78	50	1,416	388	4,039	20,328		
	KENAI AIRPORT	0	0	0	0	21	0	0	0	0	0	5	26		
	USCG ANCHORAGE	3	0	0	13	0	0	0	0	0	0	0	16		
	USCG KETCHIKAN	0	0	0	0	22	0	0	0	0	0	0	22		
	USCG KODIAK	0	53	0	0	13	0	0	0	0	0	0	66		
	USCG SITKA	0	0	0	0	2	0	0	0	0	0	0	2		
	USCG VALDEZ	0	0	0	0	6	0	0	0	0	0	0	6		
	OTHER	37	22	10	1	562	0	2	0	0	1	21	656		
	TOTAL	13,612	77	17	7,622	1,879	387	80	50	2,046	396	5,305	31,471		
	ARIZONA	COOLIDGE/FLORENCE AIRPORT	0	0	0	0	46	0	0	0	0	0	0	46	
		DAVIS-MONTHAN AFB	45	2	0	6,390	0	0	0	158	712	1,767	9,074		
FORT HUACHUCA		4,284	0	85	21	0	23	0	1	0	0	3,165	7,579		
LUKE AFB		1	5	15	3,672	0	0	14	378	1	710	1,078	5,874		
PHOENIX AGS		0	0	0	0	0	39	0	0	819	0	398	1,256		
PHOENIX ARNG		2	0	0	0	2,031	434	0	0	91	0	534	3,092		
TUCSON IAP AGS		1	4	0	12	290	0	0	0	1,423	14	674	2,418		
YUMA MCAS		20	150	4,524	18	40	0	0	27	0	0	521	5,300		
YUMA PROVING GROUND		106	4	0	0	0	0	0	0	0	0	699	809		
OTHER		285	176	762	94	2,799	2,524	840	189	0	7	550	8,226		
TOTAL	4,744	341	5,386	10,207	5,206	3,020	854	595	2,492	1,443	9,386	43,674			
ARKANSAS	ENGINEERING DISTRICT LITTLE ROCK	3	0	0	0	0	0	0	0	0	0	723	726		
	FORT SMITH MAP AGS	26	0	0	2	0	0	0	973	0	230	1,231			
	LITTLE ROCK AFB	37	3	162	5,294	0	116	2	8	882	415	968	7,887		
	MTA CAMP ROBINSON	1	5	10	0	1,794	880	225	148	50	0	492	3,605		
	PINE BLUFF ARSENAL	5	0	0	1	113	31	0	0	0	0	967	1,117		
	OTHER	40	0	35	13	5,341	1,144	0	0	0	0	233	6,806		
TOTAL	112	8	207	5,310	7,248	2,171	227	156	1,905	415	3,613	21,372			
CALIFORNIA	29 PALMS MC AIR/GRD CMBT CTR	9	891	9,899	1	0	0	4	255	0	0	910	11,969		
	AF PLANT 19	0	0	0	0	0	0	0	0	0	0	40	40		
	BARSTOW MCLB	0	5	95	0	0	0	0	0	0	0	1,216	1,316		
	BEALE AFB	2	0	0	4,390	0	0	0	0	209	926	724	6,251		
	CAMP PARKS	32	0	0	0	169	1,298	0	12	0	0	57	1,568		

State/Country	Installation	Active Duty				Reserve						Civilian	Total
		Army	Navy	Marine Corps	Air Force	Army National Guard	Army Reserve	Navy Reserve	Marine Corps Reserve	Air National Guard	Air Force Reserve		
	CAMP PENDLETON	18	4,015	34,691	4	0	0	81	1,268	0	0	3,093	43,170
	CAMP ROBERTS	100	0	0	0	280	0	0	0	0	0	48	428
	CHINA LAKE NAVWEAPCEN	1	496	69	1	0	0	1	0	0	0	3,975	4,543
	CONCORD NAVWEAPSTA	0	3	0	1	0	2	0	102	0	0	82	190
	CORONADO NAV AMPHIB BASE	21	10,006	174	1	0	0	384	4	0	0	5,956	16,546
	COSTA MESA ANG STATION	0	0	0	0	0	78	0	0	85	0	6	169
	DEF DISTRIBUTION CTR-SAN JOAQU	5	3	0	0	0	0	0	0	0	0	1,585	1,593
	EDWARDS AFB	3	3	72	2,078	65	0	0	39	0	68	4,110	6,438
	EL CENTRO NAF	0	204	0	1	79	0	0	0	0	0	120	404
	ENGINEERING DISTRICT LOS ANGELES	2	0	0	0	0	0	0	0	0	0	986	988
	ENGINEERING DISTRICT SACRAMENTO	6	0	0	0	0	0	0	0	0	0	1,496	1,502
	ENGINEERING DISTRICT SAN FRANCISCO	0	0	0	0	0	0	0	0	0	0	363	363
	FLEET ASW TRNG CTR PACIFIC	0	1,278	2	0	0	0	86	0	0	0	229	1,595
	FORT IRWIN	4,418	0	0	36	112	7	0	0	0	0	1,121	5,694
	FORT MACARTHUR	0	0	0	2	83	0	630	1	0	1	10	727
	FRESNO AIR TERM AGS	0	1	0	0	856	0	0	0	1,001	0	433	2,291
	LEMOORE NAS	6	2,479	135	1	0	0	459	131	0	0	675	3,886
	LOS ALAMITOS AFRC	17	0	11	0	1,314	1,034	0	189	0	0	44	2,609
	LOS ANGELES AFB	58	183	19	1,185	0	27	35	0	0	140	1,769	3,416
	MARCH AFB	0	11	0	228	427	1,240	402	0	945	3,607	1,261	8,121
	MCAS MIRAMAR	17	362	6,928	56	0	0	1,327	778	0	0	679	10,147
	NAVAL MEDICAL CTR SAN DIEGO	39	2,448	147	0	0	2	16	0	0	0	2,221	4,873
	NAVAL POSTGRADUATE SCHOOL	5	877	0	7	0	0	21	0	0	0	1,749	2,659
	NORTH ISLAND NAS	0	6,611	96	1	0	0	2,121	0	0	0	900	9,729
	NORTH ISLAND NV AVIATION DEPOT	0	0	0	0	0	0	0	0	0	0	2,538	2,538
	NORWALK DEF FUEL SPT PT	0	0	0	0	0	0	0	0	0	0	2	2
	ONIZUKA AFB	2	0	0	10	0	0	0	0	0	2	168	182
	PORT HUENEME NCBC	5	1,151	23	173	0	40	813	143	0	0	3,421	5,769
	PRESIDIO OF MONTEREY	1,806	755	639	1,934	0	1	0	1	0	1	2,827	7,964
	PT MUGU NAS	0	757	0	0	0	0	298	0	0	0	1,685	2,740
	SAN DIEGO MC RECRUIT DEPOT	0	132	6,742	0	0	0	0	617	0	0	480	7,971
	SAN DIEGO NAVSTA	1	18,499	20	0	0	0	252	0	0	0	3,745	22,517
	SAN DIEGO NAVSUBBASE	7	1,703	11	0	0	0	27	0	0	0	4,484	6,232
	SAN DIEGO NSC	40	273	0	0	0	0	68	0	0	0	2,189	2,570
	SEAL BEACH NAVWEAPSTA	1	142	37	5	0	2	344	501	0	2	382	1,416
	SHARPE ARMY DEPOT	0	0	12	2	0	0	1	125	0	2	124	266
	SIERRA ARMY DEPOT	1	0	0	0	0	0	0	0	0	0	1,390	1,391
	TRAVIS AFB	19	183	0	6,541	14	0	0	0	1	3,248	1,855	11,861
	USCG TRACEN PETALUMA	1	2	0	2	113	0	0	0	0	0	0	118
	USMC MOUNTAIN WARFARE TRNG CT	0	24	216	0	0	0	0	0	0	0	16	256
	VANDENBERG AFB	26	0	4	2,691	65	0	0	0	143	185	1,205	4,319
	OTHER	1,256	15,243	3,395	366	12,873	12,328	1,855	1,890	2,272	13	5,236	56,727
	TOTAL	7,924	68,740	63,437	19,717	16,450	16,059	9,225	6,056	4,656	8,195	67,605	288,064
COLORADO	BUCKLEY AFB	260	313	47	1,526	778	0	548	209	1,188	382	1,155	6,406
	DFAS DENVER CENTER	0	0	0	0	0	0	0	0	0	0	113	113
	FORT CARSON	25,767	24	12	161	611	2,596	575	99	0	1	3,840	33,686
	FORT COLLINS	4	0	0	6	0	0	0	0	0	0	75	85
	LAMAR COMMFAC ANNEX	0	0	0	0	0	0	0	0	0	0	24	24
	PETERSON AFB	289	160	39	3,463	556	191	4	1	78	1,772	3,588	10,141
	PUEBLO ARMY DEPOT ACTIVITY	1	0	0	0	0	0	0	0	0	0	363	364
	ROCKY MTN ARSENAL	0	0	0	0	0	0	0	0	0	0	1	1
	SCHRIEVER AFB	211	12	0	1,628	0	14	0	0	0	517	678	3,060
	USAF ACADEMY	0	11	4	2,119	0	0	0	0	0	128	1,533	3,795
	OTHER	360	187	135	303	2,580	2,393	140	13	365	58	1,010	7,544
	TOTAL	26,892	707	237	9,206	4,525	5,194	1,267	322	1,631	2,858	12,380	65,219
CONNECTICUT	BRADLEY IAP-AGS	0	0	0	1	263	0	0	0	986	0	367	1,617
	FORT NATHAN HALE	0	0	8	0	228	0	226	77	0	0	0	539
	NAV WPNS INDUS RSV PLANT	0	0	0	0	0	0	0	0	0	0	11	11

State/Country	Installation	Active Duty				Reserve						Civilian	Total
		Army	Navy	Marine Corps	Air Force	Army National Guard	Army Reserve	Navy Reserve	Marine Corps Reserve	Air National Guard	Air Force Reserve		
	NEW LONDON NAVSUBBASE	13	5,132	0	1	539	0	45	0	0	0	1,359	7,089
	ORANGE AGS	0	0	0	0	0	0	0	0	163	0	35	198
	STRATFORD ARMY ENGINE PLANT	0	0	0	0	0	0	0	0	0	0	142	142
	OTHER	86	846	54	26	2,563	1,230	123	178	35	5	707	5,853
	TOTAL	99	5,978	62	28	3,593	1,230	394	255	1,184	5	2,621	15,449
DELAWARE	DOVER AFB	16	22	0	3,475	189	11	0	0	1,081	1,761	1,426	7,981
	LEWES NAVFAC	0	0	0	0	0	97	0	0	0	0	0	97
	OTHER	38	2	21	10	1,398	448	123	156	0	1	139	2,336
	TOTAL	54	24	21	3,485	1,587	556	123	156	1,081	1,762	1,565	10,414
DISTRICT OF COLUMBIA	ARMY ATTACHE DEPT OF STATE	26	20	0	6	0	0	3	0	0	0	3	58
	DFAS HEADQUARTERS	0	0	0	0	0	0	0	0	0	0	4	4
	FORT LESLIE J MCNAIR	447	92	38	145	0	80	4	1	0	3	3,621	4,431
	JOINT BASE ANACOSTIA-BOLLING	3	1,209	56	1,910	218	364	83	424	42	141	4,701	9,151
	MARINE BARRACKS WASHINGTON	1	0	1,038	0	1,142	1	0	0	44	204	228	2,658
	WALTER REED ARMY MED CTR	1,896	2	0	5	0	143	0	0	0	0	551	2,597
	WASHINGTON NAVDIST HQ	923	2,566	220	2	0	67	85	1	0	2	11,904	15,770
	OTHER	146	500	139	19	0	20	42	0	0	0	30	896
	TOTAL	3,442	4,389	1,491	2,087	1,360	675	217	426	86	350	21,042	35,565
FLORIDA	BLOUNT ISLAND	0	11	78	0	0	0	4	0	0	0	0	93
	CAMP BLANDING	15	0	0	7	1,062	162	0	0	218	0	64	1,528
	CORRY STATION NTTC	178	569	139	0	0	120	0	0	0	0	308	1,314
	EGLIN AFB	2,068	224	196	6,095	130	0	1	0	0	1,232	4,990	14,936
	FORT MYERS	0	0	0	2	0	0	0	0	0	0	1	3
	HQ STRICOM ORLANDO	54	0	0	0	0	2	0	0	0	0	1,094	1,150
	HURLBURT FIELD	11	13	2	7,734	0	1	0	0	3	462	1,470	9,696
	JACKSONVILLE AFS	0	0	0	5	0	0	0	0	974	0	272	1,251
	ENGINEERING DISTRICT JACKSONVILLE	45	0	0	0	0	0	0	0	0	0	869	914
	JACKSONVILLE NAS	8	6,022	60	0	0	460	2,391	151	0	0	5,245	14,337
	JACKSONVILLE NAV AVIATION DEPO	0	0	0	0	0	0	0	0	0	0	2,806	2,806
	KEY WEST NAS	142	629	5	53	0	0	64	0	5	0	386	1,284
	MACDILL AFB	1,316	535	346	3,500	81	422	816	5	163	1,241	2,387	10,812
	MAYPORT NAVSTA	5	5,867	0	0	0	0	154	0	0	0	638	6,664
	MIAMI COAST GUARD	0	1	0	0	0	0	0	0	0	0	0	1
	NAV COASTAL SYSTEMS CTR	25	407	32	0	0	0	1	0	0	0	1,545	2,010
	NAV ED & TRN PGM MGMT SPT ACT	0	47	0	0	0	0	599	0	0	0	301	947
	NAVAL HOSPITAL PENSACOLA	0	913	0	0	0	0	1	0	0	0	463	1,377
	PATRICK AFB	44	21	5	1,389	162	0	0	0	103	1,310	2,095	5,129
	PENSACOLA NAS	7	6,989	2,400	906	0	0	321	144	0	0	1,797	12,564
	SOUTHERN COMMAND	315	163	82	121	621	1,627	10	4	4	67	671	3,685
	TYNDALL AFB	14	3	0	2,717	0	0	0	0	422	167	1,004	4,327
	WHITING FIELD NAS	1	882	0	0	38	83	26	0	0	0	247	1,277
OTHER	1,359	2,695	741	377	7,893	7,028	1,703	1,095	66	1,895	2,496	27,348	
	TOTAL	5,607	25,991	4,086	22,906	9,987	9,905	6,091	1,399	1,958	6,374	31,149	125,453
GEORGIA	ALBANY MCLB	3	35	308	0	0	0	1	134	0	0	2,526	3,007
	ATLANTA NAS	0	38	0	0	963	23	274	0	0	0	205	1,503
	DOBBINS ARB	0	22	22	8	515	71	886	153	115	1,686	622	4,100
	ENGINEERING DISTRICT SAVANNAH	0	0	0	0	0	1	0	0	0	0	53	54
	FORT BENNING	24,132	2	137	88	229	595	0	28	0	0	5,926	31,137
	FORT GILLEM	3	0	0	0	0	0	0	0	0	0	458	461
	FORT GORDON	7,871	1,310	115	660	390	1,053	18	2	42	0	3,384	14,845
	FORT MCPHERSON	4	2	0	1	0	79	0	0	0	0	193	279
	FORT STEWART	24,045	0	0	123	421	218	0	0	0	0	4,515	29,322
	FORT VALLEY	5	0	0	0	0	193	0	0	0	0	0	198
	KINGS BAY NAVSUBBASE	5	3,075	426	0	0	0	4	0	0	0	1,876	5,386
	MCCOLLUM AGS	0	0	0	0	520	0	0	0	0	0	0	520
	MOODY AFB	33	0	0	4,594	0	0	0	0	0	289	538	5,454
	NAVY RECRUITING AREA THREE	0	0	7	0	0	0	0	124	0	0	454	585
	NV SUPPLY CORPS SCHOOL	41	0	0	0	0	0	0	0	0	0	4	45

State/Country	Installation	Active Duty				Reserve						Civilian	Total
		Army	Navy	Marine Corps	Air Force	Army National Guard	Army Reserve	Navy Reserve	Marine Corps Reserve	Air National Guard	Air Force Reserve		
	ROBINS AFB	95	2	110	3,691	0	378	0	194	1,184	1,156	15,340	22,150
	SAVANNAH AFS	0	1	12	18	0	0	0	235	1,140	2	274	1,682
	STATESBORO BOMB SCORING SITE	0	0	0	1	0	0	0	0	0	0	3	4
	OTHER	676	862	202	105	8,062	5,302	305	334	293	18	700	16,859
	TOTAL	56,913	5,349	1,339	9,289	11,100	7,913	1,488	1,204	2,774	3,151	37,071	137,591
HAWAII	CAMP H M SMITH	300	259	396	238	0	115	28	11	0	94	568	2,009
	FORT SHAFTER	2,611	0	0	29	500	377	0	0	147	0	1,269	4,933
	JOINT BASE PEARL HARBOR-HICKAM	606	4,892	18	4,846	64	62	90	0	1,996	617	6,700	19,891
	KUMA DEF COMM CTR	0	0	0	12	0	0	0	0	0	0	0	12
	MCBH KANEIHE BAY	0	1,482	6,681	1	0	0	63	83	0	0	611	8,921
	NAVCAMS E PACIFIC	0	685	2	0	0	0	2	0	0	0	453	1,142
	PEARL HARBOR NAVAL SHIPYARD	0	3,270	48	0	0	0	544	0	0	0	4,562	8,424
	SAND ISLAND COAST GUARD	4	0	0	0	0	1,586	0	0	0	0	0	1,590
	SCHOFIELD BARRACKS	16,439	1,543	81	0	700	2	1	2	0	0	1,431	20,199
	TRIPLER ARMY MEDICAL CENTER	1,789	4	1	0	0	178	0	0	0	0	2,740	4,712
	OTHER	789	3,104	1,402	18	1,775	46	62	0	160	1	603	7,960
	TOTAL	22,538	15,239	8,629	5,144	3,039	2,366	790	96	2,303	712	18,937	79,793
IDAHO	BOISE AIR TERM AGS	0	0	0	0	0	0	0	0	0	0	16	16
	GOWEN FIELD	0	2	11	0	1,529	382	184	106	0	0	807	3,021
	MOUNTAIN HOME AFB	2	0	0	3,507	98	1	0	0	141	29	494	4,272
	NUC PWR TRNG UNIT IDAHO FALLS	0	14	0	0	0	36	6	0	0	0	9	65
	OTHER	49	20	27	16	1,829	358	1	0	1,173	0	92	3,565
	TOTAL	51	36	38	3,523	3,456	777	191	106	1,314	29	1,418	10,939
ILLINOIS	CHARLES MELVIN PRICE CTR	0	0	0	0	0	472	0	0	0	0	0	472
	JOLIET AAP/AFRC	0	0	7	0	0	0	0	80	0	0	0	87
	NAVAL HOSPITAL GREAT LAKES	0	235	1	0	0	0	1	1	0	0	16	254
	NAVAL STATION GREAT LAKES	36	14,858	57	6	0	2,207	400	0	0	0	2,065	19,629
	ROCK ISLAND ARSENAL	380	4	13	0	0	144	147	173	0	0	4,944	5,805
	SCOTT AFB	129	77	22	4,502	0	118	13	0	1,750	1,520	5,429	13,560
	OTHER	371	39	210	93	10,050	5,523	250	615	1,214	5	2,019	20,389
	TOTAL	916	15,213	310	4,601	10,050	6,257	2,618	1,269	2,964	1,525	14,473	60,196
INDIANA	CRANE NAVWEAPSUPPCEN	1	33	3	0	0	42	1	0	0	0	4,127	4,207
	DFAS INDIANAPOLIS CENTER	23	0	80	0	121	230	0	0	1	4,688	5,143	
	FORT WAYNE MAP AGS	0	0	0	0	116	470	0	0	948	0	273	1,807
	HULMAN REG ARPT-AGS	3	0	9	0	0	0	1	146	830	0	151	1,140
	NAVAL IND RESERVE ORDNANCE PL	0	0	0	0	0	0	0	0	0	0	3	3
	NEWPORT ARMY AMMO PLANT	1	0	0	0	0	0	0	0	0	0	2	3
	OTHER	445	47	85	62	11,931	2,783	432	466	61	1,563	1,211	19,086
	TOTAL	473	80	177	62	12,168	3,525	434	612	1,839	1,564	10,455	31,389
IOWA	DES MOINES IAP-AGS	0	0	0	0	19	0	0	0	991	0	274	1,284
	FORT DES MOINES	10	0	9	0	0	947	152	126	0	0	147	1,391
	FORT DODGE	0	0	0	2	148	35	0	0	118	0	39	342
	IOWA ARMY AMMO PLANT	1	0	0	0	103	79	0	0	0	0	25	208
	OTHER	76	12	58	34	7,011	1,696	1	0	852	0	1,118	10,858
	TOTAL	87	12	67	36	7,281	2,757	153	126	1,961	0	1,603	14,083
KANSAS	9TH MARINE CORPS DISTRICT	0	0	0	1	0	0	0	0	0	1	1	3
	FORBES FIELD AGS	0	0	8	0	769	0	1	111	951	0	287	2,127
	FORT LEAVENWORTH	3,450	53	44	133	231	37	6	3	0	15	2,666	6,638
	FORT RILEY	18,673	0	0	156	0	227	0	0	0	0	3,035	22,091
	KANSAS ARMY AMMO PLANT	0	0	0	0	0	74	0	0	0	0	3	77
	MCCONNELL AFB	33	0	10	2,857	0	761	160	79	1,345	622	1,061	6,928
	OTHER	81	27	38	34	4,096	2,091	0	0	40	4	482	6,893
	TOTAL	22,237	80	100	3,181	5,096	3,190	167	193	2,336	642	7,535	44,757
KENTUCKY	ENGINEERING DISTRICT LOUISVILLE	4	0	0	0	0	0	0	0	0	0	1,344	1,348
	FORT CAMPBELL	32,075	0	0	173	0	144	0	0	0	2	3,397	35,791
	FORT KNOX	9,333	0	8	40	16	2,289	1	123	0	0	6,426	18,236
	LOUISVILLE ARMY RES KY	0	0	0	0	0	358	0	0	0	0	47	405
	STANDIFORD FIELD AGS	0	0	0	0	108	0	0	0	1,172	0	259	1,539

State/Country	Installation	Active Duty				Reserve						Civilian	Total
		Army	Navy	Marine Corps	Air Force	Army National Guard	Army Reserve	Navy Reserve	Marine Corps Reserve	Air National Guard	Air Force Reserve		
	OTHER	182	10	80	34	7,246	1,808	235	153	35	0	1,723	11,506
	TOTAL	41,594	10	88	247	7,370	4,599	236	276	1,207	2	13,196	68,825
LOUISIANA	BARKSDALE AFB	4	14	0	5,585	0	0	4	0	2	2,021	1,448	9,078
	FORT POLK	8,454	0	0	66	67	85	0	0	0	1	1,571	10,244
	HAMMOND AGS	0	0	0	1	458	0	0	0	0	2	74	535
	NEW ORLEANS ENDIST	5	0	0	0	0	0	0	0	0	0	1,353	1,358
	NEW ORLEANS NAS JRB	66	259	725	0	0	373	1,136	3,805	1,144	0	915	8,423
	NEW ORLEANS NSA	0	119	0	0	0	0	32	0	0	0	160	311
	SLIDELL RADAR SITE	0	0	0	0	0	0	0	0	0	0	41	41
	OTHER	202	22	117	47	8,932	1,816	265	343	288	3	702	12,737
TOTAL	8,731	414	842	5,699	9,457	2,274	1,437	4,148	1,434	2,027	6,264	42,727	
MAINE	AUGUSTA ARMORY GUARD	35	0	0	1	183	0	0	0	27	0	1	247
	BANGOR ANG	0	1	0	2	462	48	105	0	895	0	359	1,872
	S PORTLAND AGS	0	1	0	0	0	0	0	0	209	0	34	244
	OTHER	22	36	30	6	1,432	492	1	161	0	0	1,290	3,470
TOTAL	57	38	30	9	2,077	540	106	161	1,131	0	1,684	5,833	
MARYLAND	ABERDEEN PROVING GROUND	1,000	6	0	21	622	332	0	0	0	3	12,385	14,369
	ADELPHI LAB CENTER	12	0	0	1	61	112	0	0	0	0	1,991	2,177
	ANNAPOLIS NS(INCL USNA)	51	994	88	12	96	82	3	0	0	0	1,405	2,731
	BALTIMORE ENDIST/CIV PERSONNEL	5	0	0	0	0	0	0	0	0	0	1,044	1,049
	CURTIS BAY COAST GUARD	0	0	0	0	0	502	0	0	0	0	0	502
	FORT DETRICK	836	49	11	64	137	92	1	150	0	1	2,392	3,733
	FORT GEORGE G MEADE	3,332	2,215	480	2,699	3,150	2,517	7	1	609	237	7,079	22,326
	INDIAN HEAD NAV ORD STA	242	154	442	10	0	0	3	0	0	0	1,605	2,456
	JOINT BASE ANDREWS-NAVAL AIR FACILITY WASH.	47	101	1	4,571	60	0	3,035	31	2,955	1,562	2,852	15,215
	NNMC BETHESDA	201	2,919	116	143	0	11	7	0	0	0	3,962	7,359
	PATUXENT RIVER NAS	7	2,099	190	24	0	0	38	1	0	0	9,012	11,371
	USARC CUMBERLAND	0	0	0	1	56	116	0	0	0	0	0	173
	OTHER	1,321	293	269	451	3,433	1,926	563	255	31	27	3,323	11,892
TOTAL	7,054	8,830	1,597	7,997	7,615	5,690	3,657	438	3,595	1,830	47,050	95,353	
MASSACHUSETTS	BARNES MAP AGS	39	0	35	1	167	0	0	0	981	0	348	1,571
	CAMP EDWARDS - NG	0	5	0	0	117	0	0	0	0	0	0	122
	ENGINEERING DISTRICT NEW ENGLAND CONCORD	0	0	0	0	90	0	0	0	0	0	536	626
	HANSCOM AFB	2	0	0	961	72	16	0	0	0	84	1,905	3,040
	NAV WPNS INDUS RSV PLANT	0	0	1	0	1	0	0	0	0	0	65	67
	NAVMAR RESCEN WORCHESTER	0	0	1	0	556	247	0	0	0	0	18	822
	NAVPRO STRAT SYS PITTSFIELD	0	5	0	1	33	40	0	0	0	0	79	158
	OTIS AGB	0	0	0	0	672	0	0	0	1,006	0	444	2,122
	S BOSTON USARC	28	0	0	0	0	132	0	0	0	0	62	222
	USA NATICK RSCH & DEV CTR	90	0	0	2	0	4	0	0	0	0	1,326	1,422
	WELLESLEY AGS	0	0	0	0	17	0	0	0	0	0	2	19
	WESTOVER ARB AFB	3	16	36	39	47	527	2	298	0	2,683	771	4,422
	OTHER	153	349	117	218	4,446	2,485	408	505	189	10	1,220	10,100
	TOTAL	315	375	190	1,222	6,218	3,451	410	803	2,176	2,777	6,776	24,713
MICHIGAN	BATTLE CREEK FEDERAL CENTER	21	0	0	0	0	0	0	0	0	0	1,299	1,320
	BAYSHORE BOMB SCORING SITE	0	0	0	0	37	0	0	0	0	0	0	37
	DETROIT ARSENAL	157	0	0	0	0	27	0	0	0	0	5,998	6,182
	ENGINEERING DISTRICT DETROIT	1	0	0	0	0	0	0	0	0	0	404	405
	FORT CUSTER TRNG CTR	0	0	0	0	634	352	0	0	0	0	0	986
	MICHIGAN ARMY MISSILE PLANT	0	0	0	0	0	0	0	0	0	0	149	149
	SELFREDGE ANG BASE	45	0	0	0	62	1	0	0	1,478	0	1,457	3,043
	W K KELLOGG REG ARPT AGS	0	3	17	2	0	0	313	312	907	1	170	1,725
	OTHER	223	223	233	99	8,055	3,198	738	729	144	0	536	14,178
	TOTAL	447	226	250	101	8,788	3,578	1,051	1,041	2,529	1	10,013	28,025
MINNESOTA	CAMP RIPLEY	0	0	0	0	1,044	0	0	0	0	0	295	1,339
	DULUTH AGS	0	0	0	0	477	0	0	0	1,012	0	265	1,754
	FORT SNELLING	8	4	72	5	19	1,296	0	128	1,213	1,495	392	4,632
	MINN/ST PAUL IAP ARS	0	139	22	0	0	0	709	327	0	0	442	1,639

State/Country	Installation	Active Duty				Reserve						Civilian	Total		
		Army	Navy	Marine Corps	Air Force	Army National Guard	Army Reserve	Navy Reserve	Marine Corps Reserve	Air National Guard	Air Force Reserve				
	NAVY ASTRONAUTICS GROUP	0	0	0	0	461	0	0	0	0	0	0	31	492	
	TWIN CITIES ARMY AMMO PLANT	0	0	0	0	0	0	0	0	0	0	0	49	49	
	OTHER	160	10	16	37	8,973	2,076	0	0	30	2	1,053	12,357		
	TOTAL	168	153	110	42	10,974	3,372	709	455	2,255	1,497	2,527	22,262		
MISSISSIPPI	ALLEN C THOMPSON FIELD-AGS	1	0	0	10	0	0	0	0	1,122	0	270	1,403		
	CAMP MCCAIN-NG	0	0	0	0	14	0	0	0	0	0	86	100		
	CAMP SHELBY	378	0	0	13	677	421	0	0	0	1	400	1,890		
	COLUMBUS AFB	0	0	0	1,529	0	0	0	0	0	112	530	2,171		
	GULFPORT NCBC	0	1,275	19	0	304	89	961	79	0	0	577	3,304		
	KEESLER AFB	5	187	191	5,228	0	0	0	4	2	1,551	1,555	8,723		
	KEY FIELD AGS	0	0	0	0	175	0	0	0	995	0	219	1,389		
	MERIDIAN NAS	1	782	193	1	0	0	236	4	0	0	297	1,514		
	MISSISSIPPI ARMY AMMO PLANT	0	0	0	0	114	0	0	0	0	0	1	115		
	PASCAGOULA NAVSTA	0	805	1	93	106	0	3	0	0	0	1,658	2,666		
	VICKSBURG ENDIST	8	0	0	1	0	279	0	0	0	0	3,194	3,482		
	OTHER	72	2,486	93	21	8,288	1,519	17	90	320	2	831	13,739		
	TOTAL	465	5,535	497	6,896	9,678	2,308	1,217	177	2,439	1,666	9,618	40,496		
MISSOURI	AF PLANT 65	0	0	0	0	48	0	0	0	0	0	28	76		
	DFAS KANSAS CITY CENTER	0	0	11	0	0	0	0	9	0	0	16	36		
	FORT LEONARD WOOD	10,015	86	954	262	278	339	23	178	13	0	3,620	15,768		
	JEFFERSON BARRACKS AGS	0	0	0	0	0	0	0	0	0	0	1	1		
	ENGINEERING DISTRICT KANSAS CITY	1	0	0	0	0	0	0	0	0	0	973	974		
	LAKE CITY ARMY AMMO PLANT	1	0	0	0	0	0	0	0	0	0	39	40		
	LAMBERT ST LOUIS IAP AGS	0	0	0	0	0	0	0	0	708	0	0	708		
	MCSA KANSAS CITY MO	0	2	89	0	0	330	0	395	0	0	38	854		
	NAVRESCEN ST LOUIS MO	2	205	62	13	159	0	688	200	0	0	184	1,513		
	ROSECRANS MEM ARPT-AGS	0	0	0	17	0	0	0	0	1,047	9	256	1,329		
	ST LOUIS ARMY RESERVE	0	0	2	0	0	1	0	1	0	0	71	75		
	ST LOUIS COAST GUARD	44	0	0	0	0	0	0	0	0	0	0	44		
	ENGINEERING DISTRICT ST LOUIS	0	0	0	24	0	0	0	0	0	4	815	843		
	ST LOUIS FEDERAL CENTER	0	0	0	0	280	702	0	0	0	0	189	1,171		
	WHITEMAN AFB	3	0	0	3,758	471	0	0	0	450	1,124	1,022	6,828		
	OTHER	179	31	200	70	7,814	3,909	559	175	204	3	1,249	14,393		
	TOTAL	10,245	324	1,318	4,144	9,050	5,281	1,270	958	2,422	1,140	8,501	44,653		
	MONTANA	FORT MISSOULA USARC	0	0	0	0	0	0	0	0	0	0	11	11	
		FORT WILLIAM H HARRISON	3	1	0	0	630	262	75	0	27	0	376	1,374	
MALMSTROM AFB		0	0	0	3,261	51	0	0	146	28	890	4,376			
OTHER		52	3	26	17	2,106	572	64	46	864	0	55	3,805		
TOTAL	55	4	26	3,278	2,787	834	139	46	1,037	28	1,332	9,566			
NEBRASKA	CORNHUSKER ARMY AMMO PLANT	0	0	0	1	0	0	0	0	0	0	38	39		
	ENGINEERING DISTRICT OMAHA	5	0	0	15	0	0	0	0	0	1,386	1,406			
	LINCOLN MAP AGS	0	0	0	0	685	0	0	0	909	0	503	2,097		
	MEAD FAC NG	0	0	0	0	11	0	0	0	0	0	16	27		
	OFFUTT AFB	102	386	32	5,402	218	112	26	0	73	257	2,784	9,392		
	USCG ELIZABETH CITY NC	4	1	0	0	39	0	0	0	0	0	0	44		
	OTHER	65	8	37	21	2,844	1,322	352	178	1	0	65	4,893		
TOTAL	176	395	69	5,439	3,797	1,434	378	178	983	257	4,792	17,898			
NEVADA	FALLON NAS	2	767	0	3	93	0	45	0	0	0	255	1,165		
	HAWTHORNE ARMY AMMO PLANT	1	0	0	0	0	0	0	0	0	0	34	35		
	NELLIS AFB	104	3	0	10,024	0	37	0	0	71	951	1,398	12,588		
	OTHER	76	8	68	22	3,110	1,231	400	263	1,051	3	621	6,853		
TOTAL	183	778	68	10,049	3,203	1,268	445	263	1,122	954	2,308	20,641			
NEW HAMPSHIRE	ARMY COLD REGIONS RESEARCH LAB	1	0	0	2	0	0	0	0	0	0	214	217		
	NEW BOSTON AFS	0	0	0	0	0	0	0	0	0	0	26	26		
	PEASE AGB	0	0	0	132	0	0	0	0	1,025	0	247	1,404		
	PORTSMOUTH NAV SHIPYD	2	536	44	0	58	87	3	0	0	0	5,208	5,938		
	STATE MIL RESERVATION	4	0	0	1	666	0	0	0	36	0	213	920		
OTHER	35	26	7	21	1,048	859	245	149	0	2	169	2,561			

State/Country	Installation	Active Duty				Reserve						Civilian	Total
		Army	Navy	Marine Corps	Air Force	Army National Guard	Army Reserve	Navy Reserve	Marine Corps Reserve	Air National Guard	Air Force Reserve		
	TOTAL	42	562	51	156	1,772	946	248	149	1,061	2	6,077	11,066
NEW JERSEY	EARLE NAVWEAPSTA	0	142	93	0	0	0	256	0	0	0	217	708
	FORT MONMOUTH	85	0	19	0	0	92	1	240	0	0	31	468
	JOINT BASE MCGUIRE-DIX-LAKEHURST	436	241	111	4,628	1,101	2,657	1,112	652	2,372	2,528	5,526	21,364
	PICATINNY ARSENAL	71	3	14	1	172	151	1	163	0	0	4,362	4,938
	OTHER	116	50	55	54	4,828	1,273	0	25	9	7	1,141	7,558
	TOTAL	708	436	292	4,683	6,101	4,173	1,370	1,080	2,381	2,535	11,277	35,036
NEW MEXICO	CANNON AFB	1	0	0	4,508	65	0	0	0	0	33	482	5,089
	DEF NUCLEAR AGCY	0	0	0	1	0	0	0	0	0	0	0	1
	ENGINEERING DISTRICT ALBUQUERQUE	0	0	0	0	0	0	0	0	0	0	303	303
	HOLLOMAN AFB	4	0	0	3,638	0	0	0	0	0	265	896	4,803
	KIRTLAND AFB	91	33	12	3,486	0	453	233	98	824	119	2,916	8,265
	WHITE SANDS MISSILE RANGE	689	25	0	121	0	1	0	0	0	1	1,681	2,518
	OTHER	65	11	47	26	2,954	406	1	2	33	0	298	3,843
	TOTAL	850	69	59	11,780	3,019	860	234	100	857	418	6,576	24,822
NEW YORK	1ST MARINE CORPS DISTRICT	0	167	189	0	0	2	34	389	0	0	191	972
	AF PLANT 59	0	0	0	0	0	0	0	0	0	0	4	4
	ENGINEERING DISTRICT BUFFALO	0	0	0	0	0	0	0	0	0	0	371	371
	ENGINEERING DISTRICT NEW YORK	10	0	0	0	0	14	0	0	0	0	192	216
	FORT DRUM	18,200	0	0	116	162	306	0	0	23	2	2,120	20,929
	FORT HAMILTON	115	1	1	3	358	2,444	0	0	0	0	361	3,283
	GRIFFISS NOAD ANG	0	2	0	47	0	0	0	0	357	6	1,678	2,090
	HANCOCK FIELD AGS	4	4	15	0	470	258	263	122	980	0	466	2,582
	LATHAM COMPLEX (ST HQS)	0	0	0	0	860	0	0	0	0	0	265	1,125
	LOCKPORT AFS	0	0	0	1	95	0	0	0	0	0	0	96
	NIAGARA FALLS IAP-ARS	5	1	0	3	0	237	0	0	747	1,408	591	2,992
	PFC ROBERT J MANVILLE USARC	1	3	0	0	0	0	0	0	0	0	0	4
	SCHENECTADY ARPT-AGS	0	12	0	0	241	0	0	0	1,144	0	237	1,634
	SCOTIA NAVAL ADM BALLSTON	0	1,763	11	19	0	0	173	137	0	6	293	2,402
	STEWART NEWBURGH USARC	0	0	200	7	209	250	0	435	1,308	0	375	2,784
	SUFFOLK CTY ARPT-AGS	0	0	0	0	0	0	0	0	1,013	1	217	1,231
	US MISSIONS-UNITED NATIONS	0	0	1	0	0	0	0	0	0	0	38	39
	WATERVLIET ARSENAL	27	0	62	0	151	0	0	0	0	0	926	1,166
	WEST POINT MILRES	1,558	0	1	6	0	37	0	0	0	0	2,294	3,896
	OTHER	445	112	221	127	8,077	4,994	1,546	1,069	0	6	854	17,451
TOTAL	20,365	2,065	701	329	10,623	8,542	2,016	2,152	5,572	1,429	11,473	65,267	
NORTH CAROLINA	BADIN AGS	0	0	0	0	0	0	0	0	0	0	5	5
	CAMP LEJEUNE MCB	20	3,713	32,124	2	0	0	87	875	0	0	3,604	40,425
	CHARLOTTE/DOUGLAS IAP AGS	0	0	0	0	333	0	0	0	1,158	0	348	1,839
	CHERRY POINT MCAS	0	0	7,370	2	0	0	0	8	0	0	1,218	8,598
	CHERRY POINT NAVAL AVIATION DE	0	430	0	0	0	0	1	0	0	0	3,210	3,641
	FORSYTH MEM HOSP	33	0	0	0	321	0	0	0	0	0	16	370
	FORT BRAGG	49,484	265	5	357	1,439	2,795	2	0	0	1	10,475	64,823
	NEW RIVER MCAS	0	41	8,047	20	91	0	0	4	0	1	215	8,419
	POPE AFB	2	0	0	1,842	0	0	0	0	1	1,403	480	3,728
	SEYMOUR JOHNSON AFB	1	0	0	4,614	181	0	0	0	1	1,419	748	6,964
	SUNNYPPOINT MIL OCEAN TERMINAL	0	0	0	0	0	43	0	0	0	0	278	321
	TARHEEL ARMY MISSILE PLANT	0	0	0	1	0	0	0	0	0	0	0	1
	WADESBORO AGS	0	0	0	0	83	0	0	0	0	0	0	83
	USARC OAK RIDGE	0	0	0	0	0	0	0	0	0	0	1	1
	OTHER	502	270	2,255	136	8,821	4,436	1,112	530	357	6	1,537	19,962
	TOTAL	50,042	4,719	49,801	6,974	11,269	7,274	1,202	1,417	1,517	2,830	22,135	159,180
NORTH DAKOTA	FARGO/HECTOR FIELD	4	1	1	9	509	111	107	0	845	0	302	1,889
	GRAND FORKS AFB	1	0	0	1,552	340	0	0	0	14	439	2,346	
	MINOT AFB	4	0	0	5,421	0	0	0	130	9	871	6,435	
	OTHER	6	6	16	6	2,429	153	1	59	20	0	116	2,812
	TOTAL	15	7	17	6,988	3,278	264	108	59	995	23	1,728	13,482
OHIO	AF PLANT 27	0	0	0	0	0	0	0	0	0	0	3	3

State/Country	Installation	Active Duty				Reserve						Civilian	Total	
		Army	Navy	Marine Corps	Air Force	Army National Guard	Army Reserve	Navy Reserve	Marine Corps Reserve	Air National Guard	Air Force Reserve			
	BROOKLYN USARC	0	0	70	2	0	0	0	0	0	0	0	3	75
	COLUMBUS DEF DEPOT	102	207	0	0	0	38	42	0	0	0	0	124	513
	COLUMBUS-BEIGHTLER (TAG)	1	0	0	0	744	0	0	0	0	0	0	392	1,137
	DFAS CLEVELAND CENTER	0	0	0	0	0	0	0	0	0	0	0	2,386	2,386
	DFAS COLUMBUS CENTER	0	0	5	0	818	1,349	1	0	0	0	0	6,189	8,362
	LIMA ARMY TANK CTR	0	0	0	0	225	82	0	0	0	0	0	50	357
	MANSFIELD LAHM AIRPORT ANG	0	0	0	0	230	49	0	0	925	0	0	206	1,410
	NAVMAR RESCEN YOUNGSTOWN OH	0	1	7	0	0	0	71	107	0	0	0	2	188
	NAVY RECRUITING AREA4 COLUMBU	0	0	2	0	0	0	0	0	0	0	0	25	27
	PORT CLINTON IND PARK	0	0	0	0	31	0	0	0	196	0	0	31	258
	RICKENBACKER IAP	0	2	11	0	736	266	543	174	1,234	0	0	297	3,263
	SP FLD-BECKLEY MAP AGS	15	0	0	4	0	38	0	0	984	0	0	394	1,435
	TOLEDO EXPRESS ARPT-AGS	0	0	0	0	0	0	0	0	1,061	0	0	270	1,331
	WRIGHT-PATTERSON AFB	10	26	2	5,541	490	61	0	129	1	2,336	13,439	22,035	
	YOUNGSTOWN MAP ARS	0	0	0	2	0	0	0	0	0	1,597	409	2,008	
	ZANESVILLE AGS	0	0	0	0	0	57	0	0	111	0	0	11	179
	OTHER	325	48	192	143	8,167	3,704	769	603	218	22	1,104	15,295	
TOTAL	453	284	289	5,692	11,441	5,644	1,426	1,013	4,730	3,955	25,335	60,262		
OKLAHOMA	ALTUS AFB	0	0	0	1,335	141	0	0	0	0	52	1,128	2,656	
	ENGINEERING DISTRICT TULSA	1	0	0	0	0	0	0	0	0	0	784	785	
	FORT SILL	12,136	0	176	4	670	563	0	32	21	0	2,240	15,842	
	MCALESTER ARMY AMMO PLANT	1	0	1	0	237	0	0	0	0	0	1,470	1,709	
	TINKER AFB	31	1,286	65	5,558	22	6	367	136	1,076	1,571	16,352	26,470	
	TULSA INTERNATIONAL AIRPORT	0	0	0	0	0	0	0	0	1,086	0	298	1,384	
	VANCE AFB	0	73	0	1,254	163	46	1	0	0	94	295	1,926	
	OTHER	179	15	68	61	6,185	1,716	176	224	30	31	232	8,917	
TOTAL	12,348	1,374	310	8,212	7,418	2,331	544	392	2,213	1,748	22,799	59,689		
OREGON	COOS HEAD NAVFAC	0	0	0	0	118	0	0	0	0	0	0	118	
	PORTLAND IAP AGS	9	120	0	0	174	0	19	0	1,158	114	1,187	2,781	
	SALEM ARMORY	0	0	2	0	452	0	0	0	0	0	219	673	
	UMATILLA DEPOT	2	0	0	0	96	0	0	0	0	0	10	108	
	OTHER	78	40	100	50	5,671	572	532	335	1,078	2	1,320	9,778	
TOTAL	89	160	102	50	6,511	572	551	335	2,236	116	2,736	13,458		
PENNSYLVANIA	CARLISLE BARRACKS	443	16	18	36	547	59	1	0	0	0	685	1,805	
	CHARLES KELLY SPT FACILITY	9	0	0	0	0	0	0	0	0	0	38	47	
	DEFENSE DIST DEPOT SUSQUEHANNA	93	8	150	37	0	324	0	21	0	11	3,095	3,739	
	DEFENSE SUPPLY CTR PHILA	67	230	9	0	0	17	36	1	0	0	4,423	4,783	
	HARRISBURG OLMSTED IAP-AGS	0	0	0	1	0	0	0	0	1,166	0	334	1,501	
	LETTERKENNY ARMY DEPOT	2	0	0	4	96	457	0	0	0	0	2,277	2,836	
	NAV SHIPS PARTS CTRL CTR ICP	13	123	8	4	0	0	4	1	0	0	3,014	3,167	
	NAVAL BASE PHILADELPHIA	0	4	0	0	0	0	0	0	0	0	2,246	2,250	
	PITTSBURGH MEPS / ENGINEERING DISTRICT	11	200	73	0	0	0	21	0	0	0	796	1,101	
	SCRANTON ARMY AMMO PLANT	0	0	0	0	0	0	0	0	0	0	12	12	
	STATE COLLEGE ANG STA	27	0	0	12	0	0	0	0	126	0	60	225	
	TOBYHANNA ARMY DEPOT	32	0	0	0	31	113	0	0	0	0	3,880	4,056	
	USARC FT INDIANTOWN GAP	0	0	0	0	0	0	0	0	0	0	851	851	
	WILLOW GROVE NAS	0	0	0	0	0	192	27	0	738	0	132	1,089	
	WYOMING VALLEY ANG CTR	0	1	8	0	0	0	0	80	0	0	0	89	
OTHER	199	109	179	141	11,963	7,576	874	1,310	1,301	1,397	2,062	27,111		
TOTAL	896	691	445	235	12,637	8,738	963	1,413	3,331	1,408	23,905	54,662		
RHODE ISLAND	ARMORY OF MOUNTED COMMANDS	106	0	0	0	165	0	0	0	0	0	1	272	
	COVENTRY AGS	0	0	0	0	55	0	0	0	47	0	1	103	
	NAVAL STATION NEWPORT	20	2,310	181	67	0	338	593	6	0	0	3,850	7,365	
	NG/RSV WARWICK	23	0	0	0	145	0	0	0	0	0	13	181	
	PROVIDENCE PRT	0	0	1	1	0	0	0	0	0	1	67	70	
	QUONSET STATE AIRPORT AGS	0	0	0	0	296	0	0	0	939	0	218	1,453	
	OTHER	7	3	28	4	1,443	195	1	117	201	0	209	2,208	
TOTAL	156	2,313	210	72	2,104	533	594	123	1,187	1	4,359	11,652		

State/Country	Installation	Active Duty				Reserve						Civilian	Total	
		Army	Navy	Marine Corps	Air Force	Army National Guard	Army Reserve	Navy Reserve	Marine Corps Reserve	Air National Guard	Air Force Reserve			
SOUTH CAROLINA	BEAUFORT MCAS	0	637	2,981	2	0	0	1	1	0	0	784	4,406	
	FORT JACKSON	9,267	64	9	30	0	1,892	204	0	0	3	3,521	14,990	
	JOINT BASE CHARLESTON	13	5,709	24	4,031	1,349	1	26	124	1,274	2,285	6,389	21,225	
	NAVAL HOSPITAL CHARLESTON	0	4	0	0	0	0	22	0	0	0	1	27	
	PARRIS ISLAND MCRD	5	61	8,089	0	0	0	0	693	0	0	450	9,298	
	SHAW AFB	1,142	0	0	4,521	0	172	0	0	1	128	970	6,934	
	THE CITADEL	12	57	18	0	0	0	0	0	0	0	4	91	
	OTHER	167	119	1,031	77	8,110	2,325	503	251	36	3	775	13,397	
TOTAL	10,606	6,651	12,152	8,661	9,459	4,390	756	1,069	1,311	2,419	12,894	70,368		
SOUTH DAKOTA	ELLSWORTH AFB	7	0	0	3,339	19	0	0	0	0	31	840	4,236	
	SIOUX FALLS CTR	0	0	0	0	463	0	123	0	0	0	307	893	
	OTHER	38	3	10	12	2,784	402	7	0	1,023	0	112	4,391	
	TOTAL	45	3	10	3,351	3,266	402	130	0	1,023	31	1,259	9,520	
TENNESSEE	ALCOA AGS	0	0	0	1	0	0	0	0	214	0	1	216	
	ARNOLD AFB	0	2	0	54	0	0	0	0	0	6	271	333	
	HOLSTON ARMY AMMO PLANT	0	0	0	0	0	0	0	0	0	0	33	33	
	LOVELL FIELD	36	0	0	0	0	391	0	0	106	0	14	547	
	MCGHEE TYSON ARPT-AGS	0	0	0	0	0	0	0	0	0	0	401	401	
	MEMPHIS IAP AGS	0	0	0	1	425	0	0	0	953	0	831	2,210	
	MILAN ARMY AMMO PLANT	1	0	0	0	60	0	0	0	0	0	22	83	
	NASHVILLE METRO ARPT-AGS	0	0	0	0	0	0	0	0	999	0	918	1,917	
	NAVAL SUPPORT ACTIVITY MID-SOU	33	585	0	1	0	904	522	0	0	0	1,437	3,482	
	VOLUNTEER ARMY AMMO PLANT	0	0	0	0	0	0	0	0	0	0	36	36	
	OTHER	227	823	151	106	10,163	2,549	923	786	1,132	2	1,550	18,412	
	TOTAL	297	1,410	151	163	10,648	3,844	1,445	786	3,404	8	5,514	27,670	
	TEXAS	BROOKS AFB	7	0	0	0	0	0	0	0	0	0	33	40
CAMP SWIFT		0	0	0	0	219	0	0	0	0	0	32	251	
CORPUS CHRISTI ARMY DEPOT		10	0	0	0	0	142	0	0	0	0	4,242	4,394	
CORPUS CHRISTI NAS		0	899	321	36	0	0	352	123	0	0	709	2,440	
DYESS AFB		4	0	9	4,571	146	51	1	90	1	35	436	5,344	
ENGINEERING DISTRICT FORT WORTH		50	0	0	0	0	0	0	0	0	0	1,252	1,302	
ENGINEERING DISTRICT GALVESTON		0	0	9	1	0	0	0	2	0	0	328	340	
FORT BLISS		28,269	15	0	157	0	272	1	0	90	1	4,477	33,282	
FORT HOOD		45,725	1	1	356	180	566	0	0	0	6	5,997	52,832	
FORT WORTH USARC		3	2	0	34	375	453	0	0	0	4	592	1,463	
GALVESTON COAST GUARD		0	3	0	0	0	0	0	69	0	0	0	72	
GARLAND AGS		0	0	0	1	0	0	0	0	128	0	28	157	
GOODFELLOW AFB		677	142	197	2,526	0	0	0	7	44	32	661	4,286	
JOINT BASE SAN ANTONIO		9,489	3,918	164	21,332	55	881	310	16	853	3,530	21,552	62,100	
KELLY AFB		0	4	0	14	0	0	0	0	0	4	578	600	
KINGSVILLE NAS		3	385	0	0	92	101	16	0	0	0	170	767	
LA PORTE AGS		0	0	0	0	0	0	0	0	0	0	747	747	
LAUGHLIN AFB		0	0	0	1,488	59	0	0	0	0	74	883	2,504	
LONGHORN ARMY AMMO PLANT		0	0	0	0	0	0	0	0	0	0	11	11	
LYNDON B JOHNSON SPACE CTR		5	7	1	7	0	0	0	0	990	2	403	1,415	
NAS JRB FT WORTH		0	226	444	37	0	502	2,088	1,354	885	1,900	870	8,306	
NAVY RECRUITING AREA 7 DALLAS		19	0	0	0	0	0	0	0	0	0	479	498	
RED RIVER DEPOT		4	0	9	2	0	0	1	114	0	1	4,059	4,190	
SAN ANTONIO CALLAGHAN USAREC		3	0	0	0	0	0	0	0	0	0	0	3	
SHEPPARD AFB		182	72	0	5,014	0	0	42	0	1	111	1,142	6,564	
OTHER		1,499	594	687	375	18,479	13,816	2,964	1,502	66	21	1,940	41,943	
TOTAL		85,949	6,268	1,842	35,951	19,605	16,784	5,775	3,277	3,058	5,721	51,621	235,851	
UTAH		AF PLANT 78	0	0	0	0	0	0	0	0	0	0	7	7
		CAMP W G WILLIAMS	0	0	13	0	1,393	0	0	127	0	0	81	1,614
	DEF DIST DEPOT OGDEN	26	0	0	1	0	0	0	0	0	0	94	121	
	DESERET CHEMICAL DEPOT	2	0	0	0	0	0	0	0	0	0	174	176	
	DUGWAY PROVING GROUND	133	0	0	2	0	0	0	0	0	0	668	803	
	HILL AFB	15	0	0	3,573	0	0	0	0	0	1,236	11,677	16,501	

State/Country	Installation	Active Duty				Reserve						Civilian	Total
		Army	Navy	Marine Corps	Air Force	Army National Guard	Army Reserve	Navy Reserve	Marine Corps Reserve	Air National Guard	Air Force Reserve		
	SALT LAKE CITY IAP AGS	0	0	0	1	155	0	0	0	1,375	0	471	2,002
	TOOELE ARMY DEPOT	2	0	0	0	159	0	0	0	0	1	524	686
	OTHER	70	16	57	62	3,943	1,650	1	0	35	7	594	6,435
	TOTAL	248	16	70	3,639	5,650	1,650	1	127	1,410	1,244	14,290	28,345
VERMONT	BURLINGTON IAP-AGS	34	0	0	19	304	0	0	0	1,012	0	287	1,656
	ETHAN ALLEN FACILITY	0	0	0	0	504	0	0	0	0	0	25	529
	TS CAMP JOHNSON GUARD	0	0	0	0	391	32	0	0	0	0	223	646
	OTHER	12	5	16	8	1,598	180	52	0	61	0	59	1,991
	TOTAL	46	5	16	27	2,797	212	52	0	1,073	0	594	4,822
VIRGINIA	DAM NECK TRNG CTR ATLANTIC	0	3,303	271	6	479	0	125	245	2	0	1,091	5,522
	DISA HQTRS	0	0	0	0	0	0	0	0	0	0	1,076	1,076
	FORT A P HILL	0	0	0	0	291	172	0	0	0	0	261	724
	FORT BELVOIR	3,433	139	85	392	351	1,796	11	3	0	47	11,293	17,550
	FORT LEE	7,429	0	562	346	0	327	0	100	0	8	4,311	13,083
	FORT MONROE	2	1	0	0	0	0	0	0	0	0	309	312
	HQTRS MARCORPS	0	7	318	0	0	0	0	7	0	0	55	387
	JOINT BASE MYER-HENDERSON HALL	2,257	19	2	74	0	55	4	0	0	14	4,838	7,263
	JOINT BASE LANGLEY-EUSTIS	5,067	31	5	7,496	0	1,218	1	0	949	665	5,672	21,104
	JOINT BASE LITTLE CREEK-FORT STORY	586	8,810	280	0	0	850	1,627	116	0	0	2,154	14,423
	MCCDC QUANTICO VA	69	386	6,766	223	0	10	4	333	0	42	5,423	13,256
	NAVAL MEDICAL CTR PORTSMOUTH	0	3,343	35	23	0	0	13	0	0	0	2,242	5,656
	NAVSURFWEAPCN DAHLGREN	3	700	1	21	0	0	12	0	0	0	4,322	5,059
	ENGINEERING DISTRICT NORFOLK	26	0	0	0	0	0	0	0	0	0	380	406
	NORFOLK NAV SHIPYD	0	1	0	0	0	0	41	0	0	0	9,603	9,645
	NORFOLK NAVAL BASE	149	36,116	905	53	17	158	2,587	151	0	69	13,667	53,872
	NORFOLK NSC	5	277	0	1	0	0	330	0	0	0	83	696
	NSGA NORTHWEST	0	218	298	0	0	0	2	0	0	0	75	593
	OCEANA NAS	0	2,895	217	4	0	0	424	5	0	0	1,185	4,730
	PENTAGON	2,513	1,464	529	2,718	0	348	159	28	23	552	0	8,334
	PENTAGON - AIR FORCE	0	0	0	73	0	0	0	0	0	0	2,752	2,825
	PENTAGON - ARMY	75	0	0	0	0	0	0	0	0	0	4,332	4,407
	PENTAGON - DOD	0	0	0	0	0	0	0	0	0	0	3,809	3,809
	PENTAGON - NAVY	0	2,803	0	0	0	0	0	0	0	0	1,379	4,182
	RADFORD ARMY AMMO PLANT	1	0	0	0	0	0	0	0	0	0	26	27
	RICHMOND DEF DEPOT	9	208	2	20	0	0	54	0	38	6	2,847	3,184
	RICHMOND IAP AGS	0	0	0	0	569	0	0	0	20	0	126	715
	USCG ALEXANDRIA VA	12	0	0	0	0	0	0	0	0	0	0	12
	USCG HAMPTON ROADS VA	0	6	0	0	0	0	0	0	0	0	0	6
	USCG YORKTOWN VA	0	1	0	0	0	0	0	0	0	0	0	1
	WALLOPS ISLAND	0	82	0	0	0	0	0	0	0	0	60	142
	YORKTOWN NAVWEAPSTA	13	1,234	247	1	0	0	5	144	0	0	841	2,485
	OTHER	1,897	11,529	1,352	1,414	4,726	2,187	613	417	341	166	7,554	32,196
	TOTAL	23,546	73,573	11,875	12,865	6,433	7,121	6,012	1,549	1,373	1,569	91,766	237,682
WASHINGTON	BELLINGHAM MAP	0	0	0	1	0	0	0	0	0	0	1	2
	ENDIST SEATTLE WA	1	0	0	0	0	39	0	0	0	0	1,220	1,260
	ENGINEERING DISTRICT WALLA WALLA	0	0	0	1	78	0	0	0	0	0	874	953
	FAIRCHILD AFB	5	0	0	2,886	241	467	0	0	1,001	28	905	5,533
	FORT LAWTON	0	0	0	0	0	5	0	0	0	0	97	102
	JOINT BASE LEWIS-MCCHORD	35,333	35	27	3,569	1,799	2,946	4	309	1,009	2,131	7,836	54,998
	NAVAL BASE KITSAP-BANGOR	11	3,032	1	0	0	0	716	0	0	0	2,854	6,614
	NAVAL BASE KITSAP-BREMERTON	9	6,027	463	0	0	0	93	0	0	0	12,909	19,501
	NAVAL HOSPITAL BREMERTON	0	767	0	0	153	0	3	0	0	0	432	1,355
	NAVAL STATION EVERETT	3	3,837	0	0	0	0	352	0	0	0	92	4,284
	PAINE AGS	0	0	0	0	0	0	0	0	88	0	9	97
	SEATTLE AGB	0	0	0	3	237	0	0	0	0	1	54	295
	SPOKANE IAP AGS	0	0	0	0	110	0	0	0	0	0	0	110
	WHIDBEY ISLAND NAS	0	2,756	82	17	0	0	741	0	0	0	399	3,995
	VANCOUVER BARRACKS	0	0	0	0	0	13	0	0	0	0	20	33

State/Country	Installation	Active Duty				Reserve						Civilian	Total
		Army	Navy	Marine Corps	Air Force	Army National Guard	Army Reserve	Navy Reserve	Marine Corps Reserve	Air National Guard	Air Force Reserve		
	OTHER	299	4,902	190	124	3,318	2,556	336	250	0	4	442	12,421
	TOTAL	35,661	21,356	763	6,601	5,936	6,026	2,245	559	2,098	2,164	28,144	111,553
WEST VIRGINIA	NAV SEC GROUP DET SUGAR GROVE	0	184	0	0	0	0	0	0	0	0	82	266
	SHEPHERD FLD AGS (EWRVA)	0	0	0	27	121	22	0	0	1,285	0	412	1,867
	YEAGER ARPST AGS	0	0	0	0	382	0	0	0	994	0	308	1,684
	OTHER	34	7	51	15	3,635	2,104	126	109	38	0	967	7,086
	TOTAL	34	191	51	42	4,138	2,126	126	109	2,317	0	1,769	10,903
WISCONSIN	BADGER ARMY AMMO PLANT	0	0	0	1	45	0	0	0	0	0	1	47
	CAMP DOUGLAS	5	0	0	0	245	0	0	0	0	0	7	257
	FORT MCCOY	98	14	0	0	181	870	3	0	0	0	2,029	3,195
	GEN BILLY MITCHELL FIELD/RSV C	0	3	10	29	0	0	240	179	876	0	353	1,690
	TRUAX FIELD ANG STATION	1	0	9	0	854	305	114	174	1,118	0	468	3,043
	VOLK FIELD ANG BASE	0	0	0	0	0	0	0	0	283	0	37	320
	OTHER	139	23	97	33	6,201	3,307	181	151	37	0	664	10,833
	TOTAL	243	40	116	63	7,526	4,482	538	504	2,314	0	3,559	19,385
WYOMING	CAMP GUERNSEY	0	0	0	0	146	0	0	0	0	0	67	213
	FRANCIS E WARREN AFB	19	0	0	3,060	1	0	89	0	1,119	42	626	4,956
	OTHER	5	0	13	9	988	78	0	0	0	0	34	1,127
	TOTAL	24	0	13	3,069	1,135	78	89	0	1,119	42	727	6,296
UNITED STATES	OTHER	11	0	0	1,036	0	13	1	0	0	2	0	1,063
	TOTAL	11	0	0	1,036	0	13	1	0	0	2	0	1,063
TOTAL UNITED STATES	TOTAL	482,750	281,449	170,136	275,087	344,640	191,178	62,012	38,715	101,388	70,614	735,550	2,764,422
AMERICAN SAMOA	OTHER	0	0	0	0	0	322	0	0	0	0	0	322
	TOTAL	0	0	0	0	0	322	0	0	0	0	0	322
GUAM	COMNAVAMARIANAS GUAM	0	7	0	0	0	0	0	0	0	0	0	7
	JOINT REGION MARIANAS	96	2,190	2	1,978	0	0	174	0	397	275	1,026	6,138
	NAVAL HOSPITAL GUAM	0	558	0	0	0	0	0	0	0	0	98	656
	OTHER	42	199	186	4	1,244	550	3	0	22	0	993	3,243
	TOTAL	138	2,954	188	1,982	1,244	550	177	0	419	275	2,117	10,044
NORTH MARIANA ISLANDS	OTHER	0	0	1	0	0	0	0	0	0	0	0	1
	TOTAL	0	0	1	0	0	0	0	0	0	0	0	1
PUERTO RICO	AIR STATION BORINQUEN	0	0	0	0	0	452	0	0	181	0	0	633
	SAN JUAN FORT BUCHANAN	76	1	0	2	170	1,752	247	0	0	0	483	2,731
	SECTOR SAN JUAN	0	0	0	7	731	0	0	0	36	0	0	774
	OTHER	17	18	19	22	6,379	2,536	1	0	970	1	1,573	11,536
	TOTAL	93	19	19	31	7,280	4,740	248	0	1,187	1	2,056	15,674
VIRGIN ISLANDS	OTHER	0	1	1	0	776	15	0	0	66	0	135	994
	TOTAL	0	1	1	0	776	15	0	0	66	0	135	994
WAKE ISLAND	OTHER	0	0	0	4	0	0	0	0	0	0	0	4
	TOTAL	0	0	0	4	0	0	0	0	0	0	0	4
SHIPS AFLOAT	OTHER	44	376	46	44	0	812	524	706	0	0	227	2,779
	TOTAL	44	376	46	44	0	812	524	706	0	0	227	2,779
TERRITORIES TOTAL		275	3,350	255	2,061	9,300	6,439	949	706	1,672	276	4,535	29,818
GRAND TOTAL		483,025	284,799	170,391	277,148	353,940	197,617	62,961	39,421	103,060	70,890	740,085	2,794,240

X. Acronyms

ACRONYMS

ACRONYM	DESCRIPTION	ACRONYM	DESCRIPTION
AAA	Antiaircraft Artillery	ECS	Equipment Concentration Site
AAFES	Army and Air Force Exchange Service	EOD	Explosive Ordnance Disposal
AAP	Army Ammunition Plant	FH	Family Housing
AAOF	Army Aviation Operations Facilities	FLD	Field
AASF	Army Aviation Support Facilities	FISC	Fleet Industrial Supply Center
AB	Air Base	FMS	Field Maintenance Site
AEDC	Arnold Engineering Development Center	FWAATS	Fixed Wing Aviation ARNG Aviation Training Site
AF	Air Force	GL	Great Lakes
AFB	Air Force Base	GNNRY	Gunnery
AFRC	Armed Forces Reserve Center	HAATS	High-Altitude Army Aviation Training Site
AFS	Air Force Station	IAP	International Airport
AGS	Air Guard Station	ILSC	Integrated Logistics Support Center
ALF	Auxiliary Landing Field	ITC	Infantry Training Center
AMC	Army Medical Center	JFHQ	Joint Force Headquarters
AMSA	Area Maintenance Support Activity	JRB	Joint Reserve Base
ANG	Air National Guard	LIFOC	Lease in Furtherance of Conveyance
ANGB	Air National Guard Base	LTC	Lieutenant Colonel
ANGS	Air National Guard Station	LS	Landing Station
APT	Airport	LWTC	Large Wind Tunnel Center
ARB	Air Reserve Base	MAP	Municipal Airport
ARNG	Army National Guard	MARBKS	Marine Barracks
ARS	Air Reserve Station	MARDIV	Marine Division
AS	Air Station	MAW	Military Air Wing
ASW	Anti-Submarine Warfare	MD	Military Depot
AUTEC	Atlantic Undersea Test and Evaluation Center	MC	Marine Corps
AVCRAD	Aviation Classification Repair Activity Depot	MCAGCC	Marine Corps Air Ground Combat Center
BSR	Base Structure Report	MCAS	Marine Corps Air Station
COMFLEACT	Commander Fleet Activities	MCB	Marine Corps Base
CONUS	Continental United States	MCLB	Marine Corps Logistics Base
CS	Caretaker Status	MCRC	Marine Corps Reserve Center
CSM	Command Sergeant Major	MCRD	Marine Corps Recruit Depot
CSMS	Combined Support Maintenance Shop	MCSF	Marine Corps Support Facility
CSO	Caretaker Site Office	MCSPTACT	Marine Corps Support Activity
CTA	Combined Training Area	MG	Major General
CTC	Combined Training Center	MIL RES	Military Reservation
DFAS	Defense Finance and Accounting Service	MSA	Munitions Storage Area
DMDC	Defense Manpower Data Center	MTA	Military Training Area
DMNA	Division of Military and Naval Affairs	MTA-L	Major Training Area
DoD	Department of Defense	MTC	Materials Testing Center

X. Acronyms

ACRONYMS

ACRONYM	DESCRIPTION	ACRONYM	DESCRIPTION
MTCH	Maneuver Training Center - Heavy	NWS	Naval Weapons Station
MVSB	Motor Vehicle Storage Building	OCONUS	Outside of the Continental United States
MWTC	Mountain Warfare Training Center	OLF	Outlying Landing Field
NAF	Naval Air Facility	OMS	Organizational Maintenance Shop
NARL	Navy Arctic Research Laboratory	OSD	Office of the Secretary of Defense
NAS	Naval Air Station	OUSD (P&R)	Office of the Under Secretary of Defense, Personnel and Readiness
NATO	North Atlantic Treaty Organization	POL	Petroleum, Oils and Lubricants
NAVBASE	Naval Base	PPV	Public Private Venture
NAVFAC	Naval Facility	PRV	Plant Replacement Value
NAVPMOSSP	Naval Program Management Office, Strategic Systems Programs	PWC	Public Works Center
NAVHOSP	Naval Hospital	QM	Quartermaster
NAVPHIBASE	Naval Amphibious Base	RC	Reserve Center
NAVPRO	Naval Plant Representative Office	RCTA	Regional Counterdrug Training Academy
NAVSUBASE	Naval Submarine Base	RNG	Range
NAVSUPPDET	Naval Support Detachment Monterey	RPAD	Real Property Assets Database
NAWC-AD	Naval Air Warfare Center - Aircraft Division	RPCS	Real Property Classification System
NAWCADLKE	Naval Air Warfare Center Aircraft Division Lakehurst	RPI	Real Property Inventory
NAWS	Naval Air Weapons Station	RPSUID	Real Property Site Unique Identifier
NB	Naval Base	RRC	Regional Readiness Command
NDEPT	Department of the Navy	RTI	Regional Training Institute
NG	National Guard	SDA	South Depot Annex
NGB	National Guard Base	SFG	Special Forces Group
NF	Naval Facility	SMD	State Military Department
NFAC	National Full-scale Aerodynamics Complex	SMR	State Military Reservation
NMCRC	Navy-Marine Corps Reserve Center	SPAWAR	Space and Naval Warfare Systems Center
NMIC	National Maritime Intelligence Center	SPAWARSYSCEN	Space and Naval Warfare Systems Center
NNSY	Norfolk Naval Shipyard	SSC	Soldier Systems Center
NOLF	Navy Outlying Field	STARC	State Area Coordinators
NOSC	Navy Operational Support Center	STG	Storage
NOTU	Naval Ordnance Test Unit	TA	Training Area
NS	Naval Station	TAGO	Office of The Adjutant General
NSA	Navy Support Activity	TARDEC	Tank Automotive Research, Development and Engineering Center
NSGA	Naval Security Group Activity	TS	Training Site
NSWC	Naval Surface Warfare Center	USAR	US Army Reserve
NSY	Naval Shipyard	USARC	US Army Reserve Center
NTC	National Training Center	USPFO	United States Property and Fiscal Office
NTC	Naval Training Center	UTES	Unit Training Site
NUWC	Naval Underwater Warfare Center	UTTR	Utah Test and Training Range
NWIRP	Naval Weapons Industrial Reserve Plant	VLF	Very Low Frequency

X. Acronyms

ACRONYMS

ACRONYM	DESCRIPTION
VTS	Volunteer Training Site
WHS	Washington Headquarters Service