

**Department of Defense
Base Structure Report
FY 2010 Baseline**

I.	Introduction	DoD-2
II.	Content and Organization	DoD-3
III.	Data Sources, Reporting Criteria, and Definitions.....	DoD-5
IV.	Portfolio Summary.....	DoD-9
	Buildings Portfolio	DoD-12
	Structures Portfolio	DoD-16
	Linear Structures Portfolio	DoD-19
	Land Portfolio	DoD-21
	State Army National Guard Portfolio.....	DoD-22
	BRAC 2005	DoD-24
V.	Summary of Changes.....	DoD-25
VI.	Conclusion	DoD-25
VII.	Site Size Summaries.....	DoD-26
VIII.	Total DoD Inventory	DoD-36
IX.	Individual Service Inventories	DoD-96
	Army	ARMY-1
	Navy	NAVY-1
	Air Force.....	AIR FORCE-1
	Marine Corps.....	USMC-1
	Washington Headquarters Services.....	WHS-1
X.	State/Territories Army National Guard Inventory.....	STATE-1
	Acronyms.....	Appendix A

Cover: Largest sites in the continental United States, by Plant Replacement Value (PRV)

- | | | | | |
|--|--|---|---|--|
|  Army |  Navy |  Air Force |  Marines |  Washington Headquarters Services |
|--|--|---|---|--|

Department of Defense Base Structure Report FY 2010 Baseline

I. Introduction

The Department manages a global real property portfolio consisting of more than 539,000 facilities (buildings, structures, and linear structures) located on nearly 5,000 sites covering over 28 million acres. The Base Structure Report (BSR) – FY 2010 Baseline represents a consolidated summary of the DoD’s real property inventory (RPI) as reflected in Military Departments’ and Washington Headquarters Services’ (WHS) native real property databases as of September 30, 2009. The annual reporting of real property assets (facilities and land) to the Secretary of Defense is in accordance with title 10, U.S. Code, section 2721, “Real Property Records.” As established by Executive Order 13327, each year the Department of Defense (DoD) submits real property data at the constructed asset level to the General Services Administration (GSA) for the Federal Real Property Profile (FRPP).

The Executive Order states “The policy of the United States is to promote efficient and economical use of America's real property assets and to assure management accountability for implementing federal real property management reforms.” A major initiative within DoD is the implementation of the Base Realignment and Closure (BRAC) 2005 recommendations which are due to be completed by September of 2011. In meeting the BRAC implementation requirements, we are reorganizing our real property infrastructure to more efficiently and effectively support our military forces, increase operational readiness, and facilitate new business processes.

The BSR – FY 2010 provides a comprehensive listing of all sites owned or managed by DoD (inclusion criteria provided in Section III of this report). A site is defined in DoD as a specific geographic location where the DoD owns or manages land, buildings, structures, or linear structures. Sites are assigned to military installations. An installation is commonly referred to as a base, camp, post, station, yard, center, homeport facility for any ship or other activity under the jurisdiction, custody, or control of DoD. A Portfolio Summary of DoD and State Army National Guard real property sites and real property assets (buildings, structures, linear structures, and land) is provided in Section IV of this report. Other pertinent information such as component and the name of the nearest city is also included in each listing.

For any questions concerning this report, please send an email message to: BSR@osd.mil. Electronic copies are available at <http://www.defenselink.mil/pubs> under Publications > Reports.

Department of Defense Base Structure Report FY 2010 Baseline

II. Content and Organization

This report is organized as follows:

- Section IV – Provides a portfolio summary of DoD assets and Army State National Guard assets
- Section VII – Provides a summary of the sizes of sites in the DoD portfolio
- Section VIII – Provides summary statistics for sites in the DoD inventory.
- Section IX – Provides summary statistics for sites for each Military Department and WHS
- Section X – Provides summary statistics for sites in the Army National Guard portfolio that are managed by the States and Territories.

The summary statistics in Sections VIII thru Section X provides information on sites to include the site name, the component (Active, Guard, or Reserve), BRAC identification code, the name of the nearest city, the number of buildings by legal interest, number of acres, the Plant Replacement Value (PRV) in \$ millions, and the authorized personnel counts (military, civilian, and other where the information was available). Other personnel include non-appropriated employees, government contractors, or foreign nationals.

Based on information supplied by the Army, the Army National Guard sites and assets are divided between the DoD portfolio (Section VIII - DoD Inventory and Section IX - Army Inventory) and the State portfolio (Section X - State / Territories Army National Guard Inventory) sections of the report. Section IV includes an overall summary of the State Army National Guard assets. The sites and assets for the Army, Navy, Air Force, Marine Corps, and WHS are included in the DoD portfolio and in the corresponding component portfolio. As compared to the BSR – FY 2009 Baseline, the total number of DoD sites decreased by 580 sites. This change is mainly due to the method used to distinguish DoD and State Army National Guard sites.

Plant Replacement Value (PRV) represents the cost to design and replace an existing facility using current construction standards and codes. The total PRV for DoD facilities changes from year to year as a result of a combination of factors. The majority of changes this year are due to economic factors, not to changes in the DoD inventory of facilities. For example, over 90 percent of the PRV changes between the previous BSR Baseline of 2009 and this BSR baseline can be attributed to an increase in construction costs, represented in the PRV formula as replacement unit cost. Those industry-driven costs increased an average of 6 percent for the types of facilities DoD owns or maintains.

Department of Defense Base Structure Report FY 2010 Baseline

The standard DoD formula for calculating plant replacement value is:

$$\text{Plant Replacement Value} = \text{Facility Quantity} \times \text{Replacement Unit Cost} \times \text{Area Cost Factor}^1 \times \text{Historical Records Adjustment}^2 \times \text{Planning and Design Factor}^3 \times \text{Supervision Inspection and Overhead Factor}^4 \times \text{Contingency Factor}^5.$$

Replacement unit cost may also change if an asset’s function is changed to a facility type that is more expensive to build, or if an asset is expanded. Five factors are used to adjust PRV to account for the many influences on plant replacement value. Year to year, the smallest contributor to change in PRV are new acquisitions and removal of old assets from the inventory.

It is important to note the following parameters for the content of this report:

- **Timeliness.** While the physical base structure may change throughout the year (new construction, demolitions, etc.), the BSR is an annual “snapshot” of the DoD’s physical plant, as recorded on September 30, 2009. The sites listed may be in various stages of activity, including unused or awaiting disposal. Due to the legalities involved in transferring deeded property, individual Military Service inventories may still include a legal property record long after the decision has been made to transfer that asset to another organization.

- **Mode of View.** For the purpose of this report, each entry is defined as a site at a specific location with a name, based on the Real Property Site Unique Identifier name.

- **Display Criteria.** This report includes specific information on those sites meeting predetermined size and value criteria. To qualify for entry in the published report, a DoD site located in the United States must be larger than 10 acres **AND** have a PRV greater than \$10 million. If the site is located in a foreign country, it must be larger than 10 acres **OR** have a PRV greater than \$10 million to be shown as a separate entry. To preserve the comprehensiveness of the report, sites that do not meet these criteria are aggregated as an “Other” location within each state or country. Since Army National Guard State sites tend to be smaller, sites that are larger than five

¹ A geographic location adjustment for costs of labor, material, and equipment.

² An adjustment to account for increased costs for replacement of historical facilities or for construction in a historic district; the current value of the factor is 1.05.

³ A factor to account for the planning and design of a facility; the current value of this factor is 1.09 for all but medical facilities and 1.13 for medical facilities.

⁴ A factor to account for the supervision, inspection, and overhead activities associated with the management of a construction project; the current value of the factor is 1.06 for facilities in the continental US (CONUS) and 1.065 for facilities outside of the continental US (OCONUS).

⁵ A factor to account for construction contingencies; the current value of the factor is 1.05.

Department of Defense Base Structure Report FY 2010 Baseline

acres **AND** have a PRV greater than \$5 million are shown. State sites not meeting this criteria are aggregated as “Other” for each state.

- **Personnel Data.** Personnel data is included in this report ONLY as a means of showing relative magnitude and should not be construed as validated Military Department Manpower Data. Personnel data was collected from multiple sources, including inputs from the individual Military Services personnel databases. Since personnel totals reflected in this report attempt to show all personnel regardless of Military Service affiliation assigned to individual sites or locations, totals should not be confused and viewed as representing only individual Military Service total strength. It is also possible that totals in this report may not reflect the actual population at a particular site. Detailed personnel questions should be addressed to the appropriate Military Service manpower or personnel offices.

III. Data Sources, Reporting Criteria, and Definitions

The inventory data included in this report is extracted directly from the Military Services’ authoritative real property inventories as submitted to the Office of the Secretary of Defense (OSD) Facilities Assessment Database (FAD): Army - Headquarters Installation Information System (HQIIS), Navy and Marine Corps – internet Navy Facilities Assets Data Store (iNFADS), and Air Force - Automated Civil Engineer System - Real Property (ACES-RP). WHS provided their real property inventory from their internal database.

This report does not attempt to replicate all the details included in the source databases. Instead, this report provides a summary view of DoD sites using common elements that should answer most questions. Section IV of this report summarizes DoD’s real property inventory portfolio to include all interest types DoD holds in an asset such as federal government owned, government/private agreement, leasehold, state owned, foreign owned, and owned by a private entity. Criteria used for each column in sections VIII, IX, and X of the BSR are explained below:

- **Site:** Physical (geographic) location that is or was owned by, leased to, or otherwise possessed by a DoD Component. Each site is assigned to a single installation. A site may exist in one of three forms: land only - where there are no facilities present; facility or facilities only - where there the underlying land is neither owned nor controlled by the government; and land and facilities.

- **BRAC 2005:** Indicates BRAC 2005 action code (C = Closure or R = Realignment). At sites marked C, all missions of the installation will cease or be relocated. All personnel positions (military, civilian, and contractor) will either be eliminated or relocated,

**Department of Defense
Base Structure Report
FY 2010 Baseline**

except for personnel required for caretaking, conducting any ongoing environmental cleanup, and disposal of the base, or personnel remaining in authorized enclaves. At sites marked R, action will be taken to both reduce and relocate functions and civilian personnel positions, exclusive of a reduction in force resulting from workload adjustments, reduced personnel or funding levels, or skill imbalances.

- **Component:** Designates the primary DoD Component for the owner/reporter of a site, either Active, Guard, or Reserve.
- **Name Nearest City:** Identifies the name of the city in which the real property assets are located or the name of the city nearest the assets. The nearest city shall be in the same county as the asset
- **Buildings:** A roofed and floored facility enclosed by exterior walls and consisting of one or more levels that is suitable for single or multiple functions.
- **Structures:** A facility, other than a building or linear structure, which is constructed on or in the land (e.g., tower, storage tank, wharf, pier).
- **Linear Structures:** A facility whose function requires that it traverse land (e.g., runway, road, rail line, pipeline, fence, pavement, electrical distribution line) or is otherwise managed or reported by a linear unit of measure at the category code (CATCODE) level.

Note on Buildings Information: Buildings are classified according to the DoD Real Property Classification System (RPCS). State-Owned building/square footage is applicable to Army National Guard assets only.

- **Buildings Owned Count:** Number of buildings owned by the Federal Government.
- **Buildings Owned Square Feet (SqFt):** Building square footage for buildings owned by the Federal Government.
- **Buildings State Owned Count:** Number of buildings owned by the State.
- **Buildings State Owned Square Feet (SqFt):** Square footage for buildings owned by the State.
- **Buildings Leased Count:** Identifies the number of leased buildings.

**Department of Defense
Base Structure Report
FY 2010 Baseline**

– **Buildings Leased Square Feet (SqFt):** Reflects the total square footage that is leased.

– **Buildings Other Count**

- In Sections VIII and IX, the number of buildings where the legal interest is other than owned or leased.
- In Section X, the number of buildings where the legal interest is other than State-owned.

Other legal interest includes easement, environmental liability, Government/Private Agreement, Lesser Interest as defined by a legal instrument (e.g., permit, right of entry, Status of Forces Agreement), owned by foreign government, owned by private entity, public domain, or any other legal interest.

– **Buildings Other Square Feet (SqFt):**

- In Sections VIII and IX, the total square footage in buildings where the legal interest is other than owned or leased
- In Section X, the total square footage in buildings where the legal interest is other than State-owned.

– **Acres Owned:** Identifies the total number of acres owned by the Federal Government (Sections VIII and IX).

– **State Owned Acres:** Identifies the total number of acres at sites owned by the State (Section X).

– **Total Acres:** Identifies the total number of acres at the listed site. It includes public land, land owned by other federal agencies, and acreage of foreign land used by DoD.

– **PRV (\$M):** Indicates the total Plant Replacement Value (PRV) for all facilities (buildings, structures, and linear structures). The value represents the Military Service or WHS calculated cost to replace the current physical plant (facilities and supporting infrastructure) using today's construction costs (labor and materials) and standards (methodologies and codes).

**Department of Defense
Base Structure Report
FY 2010 Baseline**

Note on Personnel Data: This information is provided ONLY to provide a level of magnitude when comparing sites. The Military Services do not maintain their personnel data in direct relation to their real property inventory. While every effort was made to match the personnel strengths to the appropriate site, the population may not reflect the actual population of the site. Detailed personnel questions should be addressed to the appropriate Military Service manpower or personnel offices.

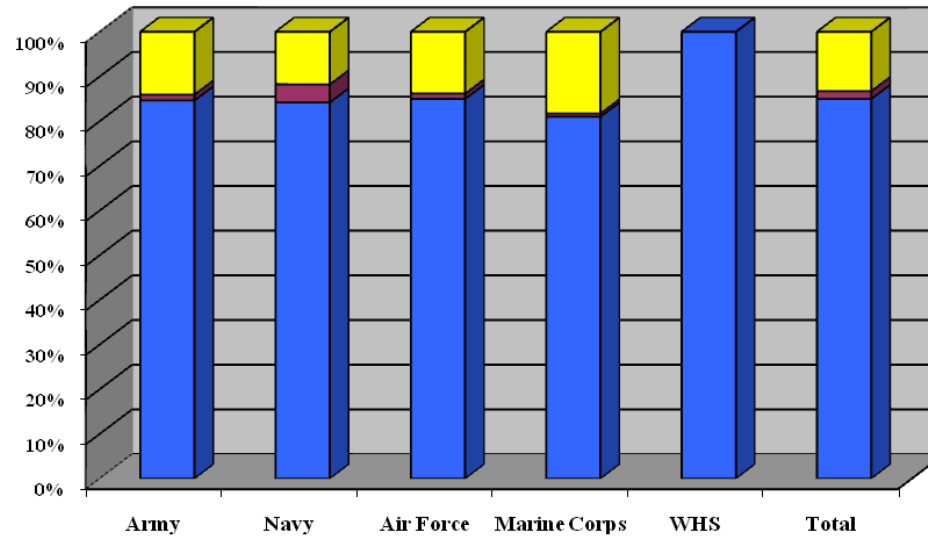
- **MIL:** Identifies the military personnel authorized for the site to include Active, Guard, and Reserve personnel, regardless of Military Service affiliation.
- **CIV:** Identifies the DoD authorized civilian personnel identified for the site, regardless of Military Service affiliation.
- **OTHER:** Identifies other civilian personnel identified for the site (e.g., Non-Appropriated Funds (NAF), direct and indirect foreign nationals, contractor personnel).

Department of Defense Base Structure Report FY 2010 Baseline

IV. Portfolio Summary

The worldwide real property portfolio managed by the DoD encompasses a footprint that includes all 50 states, seven U.S. territories, and 38 foreign countries. The majority of the foreign sites are located in Germany (218 sites), Japan (115 sites), and South Korea (86 sites). Locations of DoD sites by Military Service and Agency are depicted in Figure 1.

Geographic Distribution of DoD Sites



Area	Army	Navy	Air Force	Marine Corps	WHS	Total
United States	1,665	832	1,509	111	132	4,249
Territories	26	40	21	1	0	88
Overseas	276	116	245	25	0	662
Total	1,967	988	1,775	137	132	4,999

Figure 1. Locations of DoD Sites by Service/Agency

**Department of Defense
Base Structure Report
FY 2010 Baseline**

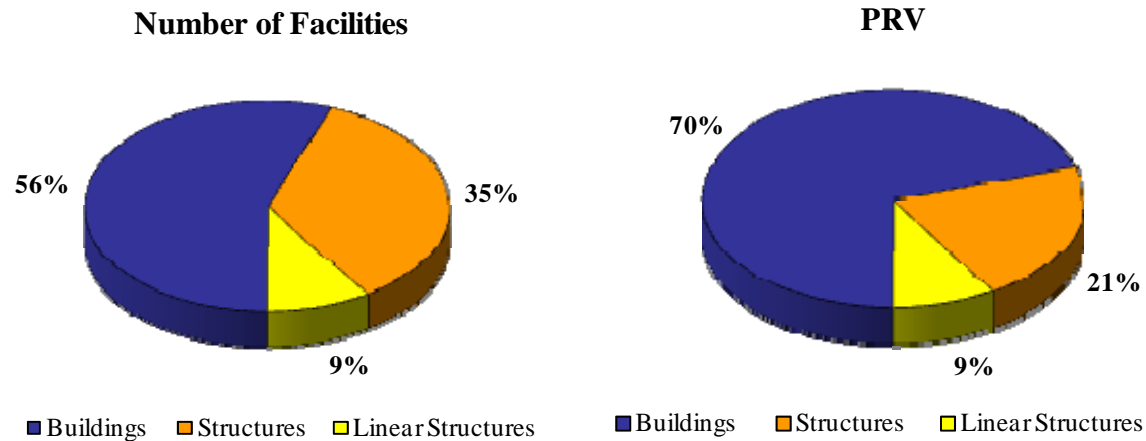
DoD's Real Property Classification System (RPCS) serves as the framework for cataloging the Department's real property portfolio. Table 1 shows the breakout of buildings, structures, and linear structures by location for the Department worldwide, based on the DoD RPCS.

Area	Number of Assets			Total
	Buildings	Structures	Linear Structures	
United States	242,408	146,010	40,340	428,758
Territories	6,359	3,506	928	10,793
Overseas	51,891	38,408	9,164	99,463
Grand Total	300,658	187,924	50,432	539,014

Table 1. Number of DoD Facilities by Type Worldwide

Department of Defense Base Structure Report FY 2010 Baseline

The Department's real property facility portfolio is depicted in Figure 2, broken out by Military Service and WHS. Buildings represent the majority of the Department's portfolio (56%), followed by structures (35%), and linear structures (9%). DoD's facilities portfolio by PRV is also shown in Figure 2. As noted in Figure 2, the Army possesses the largest quantity of facilities and the largest PRV of the Department's total inventory.



Service/WHS	Number of Assets				PRV (\$B)			
	Buildings	Structures	Linear Structures	Total	Buildings	Structures	Linear Structures	Total
Army	144,807	77,449	24,059	246,315	\$ 222.67	\$ 39.34	\$ 27.81	\$ 289.83
Navy	63,494	39,013	8,041	110,548	\$ 128.58	\$ 52.39	\$ 15.52	\$ 196.48
Air Force	66,968	55,997	16,591	139,556	\$ 171.59	\$ 66.81	\$ 25.03	\$ 263.43
Marine Corps	25,177	15,053	1,638	41,868	\$ 44.72	\$ 10.14	\$ 4.26	\$ 59.12
WHS	212	412	103	727	\$ 7.44	\$ 0.08	\$ 0.04	\$ 7.56
DoD	300,658	187,924	50,432	539,014	\$ 575.00	\$ 168.76	\$ 72.65	\$ 816.42

Figure 2. Number and PRV of DoD Facilities

**Department of Defense
Base Structure Report
FY 2010 Baseline**

Buildings Portfolio

DoD occupies a reported 300,658 buildings throughout the world, valued at over \$575 billion and comprising over 2.2 billion square feet. The Department’s building portfolio by legal interest is depicted in Table 2. Over 67% of the buildings used by the Department are owned while 3% are leased.

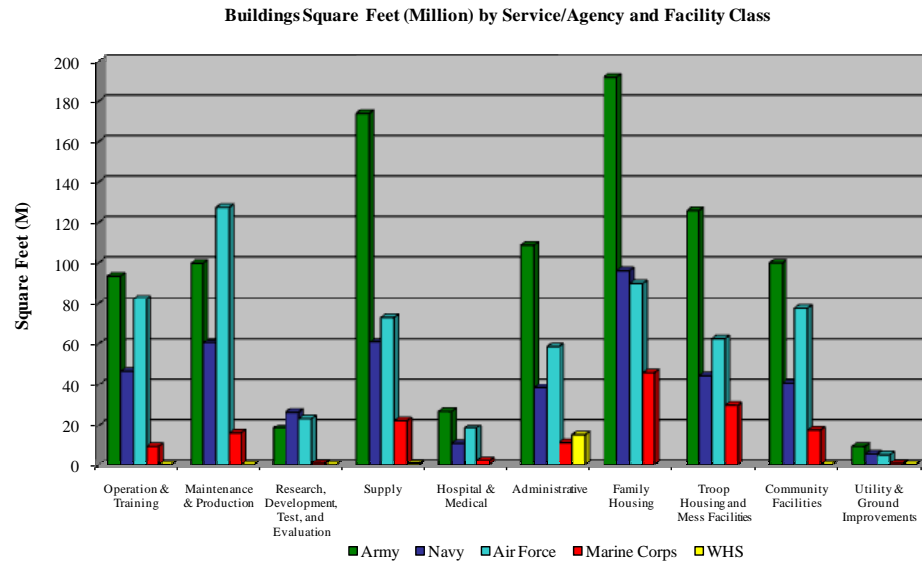
Service/WHS	Number of Assets			Total
	Owned	Leased	Other	
Army	90,917	4,886	49,004	144,807
Navy	41,317	1,111	21,066	63,494
Air Force	58,047	2,675	6,246	66,968
Marine Corps	11,808	293	13,076	25,177
WHS	89	123	0	212
DoD Total	202,178	9,088	89,392	300,658

Table 2. Number of DoD Buildings by Legal Interest⁶

The Department’s building portfolio by facility class and square feet is shown in Figure 3. The Army manages a total of 948 million square feet and the largest square footage for almost all facility classes.

⁶ Figures include those buildings that have been privatized or are operated by private entities in direct support of the DoD mission. These types of relationships are included in the “Other” category and account for 23% of the total number of buildings.

Department of Defense Base Structure Report FY 2010 Baseline



Facility Class	Army	Navy	Air Force	Marine Corps	WHS	DoD
Operation & Training	93.4	46.7	82.5	9.3	0.0	231.9
Maintenance & Production	99.7	60.5	127.7	15.8	0.0	303.7
Research, Development, Test, and Evaluation	18.4	26.4	23.3	1.1	0.0	69.1
Supply	174.1	60.9	73.1	22.3	1.0	331.3
Hospital & Medical	26.7	10.8	18.4	2.5	0.0	58.4
Administrative	109.0	38.2	58.4	11.1	14.9	231.7
Family Housing	192.0	96.1	90.0	45.9	0.0	424.0
Troop Housing and Mess Facilities	126.2	44.5	62.9	29.7	0.0	263.4
Community Facilities	99.9	40.8	77.5	17.2	0.1	235.5
Utility & Ground Improvements	9.3	5.7	5.3	1.0	0.2	21.6
Grand Total	948.7	430.5	619.1	156.0	16.2	2,170.5

Figure 3. Square Feet (Million) by Service/Agency and Facility Class – Buildings Only⁷

⁷ Figures include those buildings that have been privatized or are operated by private entities in direct support of the DoD mission. These types of relationships account for nearly 11% of the total square footage.

Department of Defense Base Structure Report FY 2010 Baseline

The Department's buildings profile by facility class is shown by square footage and PRV in Figure 4.

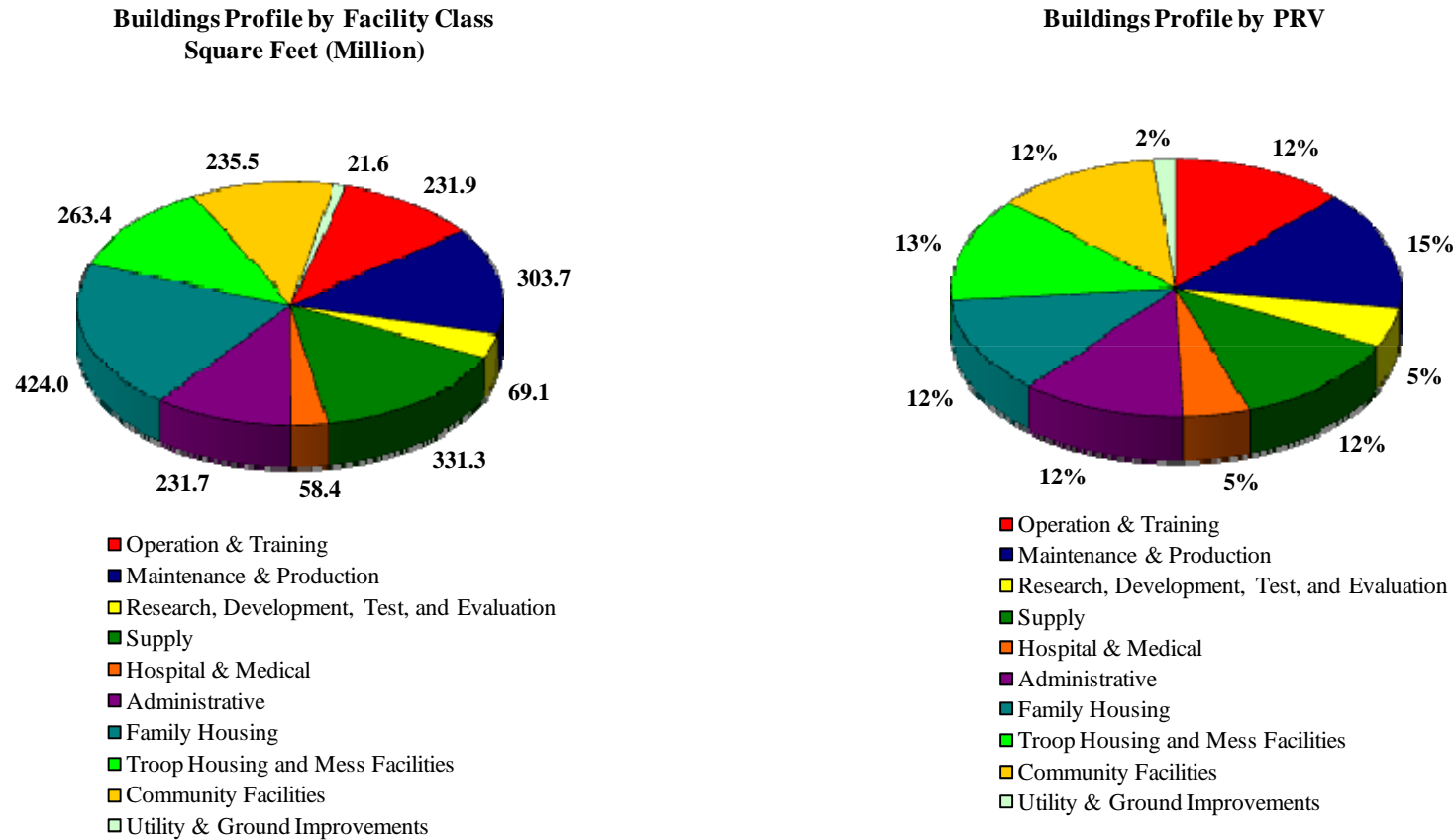


Figure 4. Area and PRV of DoD Buildings by Facility Class⁸

The Department's buildings portfolio by facility class, area, and ownership is provided in Table 3. The table summarizes the asset count, square feet in millions (SqFt (M)), and PRV in millions (PRV (\$M)).

⁸ Figures include those buildings that have been privatized or are operated by private entities in direct support of the DoD mission. These types of relationships account for 7% of the total buildings PRV.

Department of Defense Base Structure Report FY 2010 Baseline

Facility Class	Area	Owned			Leased			Other			DoD Total		
		Count	SqFt (M)	PRV (\$M)	Count	SqFt (M)	PRV (\$M)	Count	SqFt (M)	PRV (\$M)	Count	SqFt (M)	PRV (\$M)
Operation & Training	United States	20,606	202.2	60,915	201	2.3	581	517	4.5	1,346	21,324	209.0	62,842
	Territories	531	3.1	1,706	0	0.0	0	6	0.0	13	537	3.1	1,719
	Overseas	2,735	10.5	4,463	25	0.2	61	1,203	9.0	3,071	3,963	19.8	7,595
Operation & Training Total		23,872	215.8	67,084	226	2.5	643	1,726	13.6	4,429	25,824	231.9	72,156
Maintenance & Production	United States	19,391	265.2	73,463	91	5.3	371	296	2.3	680	19,778	272.8	74,514
	Territories	286	2.5	1,455	0	0.0	0	2	0.0	31	288	2.5	1,486
	Overseas	1,841	13.6	4,542	14	0.1	49	1,010	14.7	4,902	2,865	28.4	9,494
Maintenance & Production Total		21,518	281.3	79,460	105	5.4	420	1,308	17.0	5,613	22,931	303.7	85,493
Research, Development, Test, and Evaluation	United States	5,471	67.1	27,271	53	0.7	238	31	0.5	158	5,555	68.4	27,667
	Territories	6	0.0	19	0	0.0	0	0	0.0	0	6	0.0	19
	Overseas	115	0.6	411	2	0.0	6	15	0.1	47	132	0.7	464
Research, Development, Test, and Evaluation Total		5,592	67.8	27,701	55	0.7	244	46	0.6	205	5,693	69.1	28,150
Supply	United States	45,142	276.9	57,962	113	2.8	495	580	2.5	519	45,835	282.3	58,977
	Territories	704	3.3	1,750	0	0.0	0	1	0.0	0	705	3.3	1,750
	Overseas	5,626	23.0	5,209	37	1.6	287	3,311	21.2	4,859	8,974	45.8	10,356
Supply Total		51,472	303.2	64,921	150	4.4	783	3,892	23.7	5,378	55,514	331.3	71,082
Hospital & Medical	United States	1,373	49.3	22,621	27	0.4	177	21	0.5	228	1,421	50.3	23,026
	Territories	47	0.7	508	0	0.0	0	0	0.0	0	47	0.7	508
	Overseas	264	3.5	1,896	2	0.0	6	170	4.0	2,050	436	7.5	3,952
Hospital & Medical Total		1,684	53.5	25,025	29	0.4	183	191	4.5	2,278	1,904	58.4	27,486
Administrative	United States	11,323	184.9	54,581	374	11.7	3,012	473	3.3	864	12,170	199.9	58,457
	Territories	236	1.6	829	1	0.0	5	0	0.0	0	237	1.7	833
	Overseas	1,848	10.7	3,467	41	0.4	126	1,193	19.0	5,693	3,082	30.2	9,286
Administrative Total		13,407	197.3	58,876	416	12.1	3,143	1,666	22.3	6,557	15,489	231.7	68,576
Family Housing	United States	24,234	72.5	11,178	3,345	12.7	1,986	68,402	225.0	36,296	95,981	310.2	49,460
	Territories	3,214	7.0	2,216	0	0.0	0	0	0.0	0	3,214	7.0	2,216
	Overseas	8,123	22.9	4,252	4,382	18.3	2,885	5,475	65.5	11,424	17,980	106.7	18,560
Family Housing Total		35,571	102.4	17,646	7,727	31.0	4,871	73,877	290.6	47,721	117,175	424.0	70,237
Troop Housing and Mess Facilities	United States	10,135	197.2	53,958	42	0.4	114	787	3.9	1,023	10,964	201.6	55,094
	Territories	465	3.3	1,660	0	0.0	0	0	0.0	0	465	3.3	1,660
	Overseas	2,686	28.2	8,555	91	0.6	208	1,443	29.7	9,145	4,220	58.5	17,909
Troop Housing and Mess Facilities Total		13,286	228.7	64,173	133	1.1	322	2,230	33.6	10,168	15,649	263.4	74,663
Community Facilities	United States	18,129	163.1	44,417	130	1.5	348	682	7.2	1,991	18,941	171.8	46,756
	Territories	477	4.0	2,121	2	0.0	1	5	0.1	22	484	4.1	2,145
	Overseas	3,633	27.8	8,708	77	1.2	464	1,811	30.5	9,225	5,521	59.5	18,397
Community Facilities Total		22,239	194.9	55,246	209	2.7	814	2,498	37.8	11,238	24,946	235.5	67,298
Utility & Ground Improvements	United States	9,871	15.7	7,084	23	0.2	34	545	0.9	634	10,439	16.8	7,752
	Territories	374	0.5	263	0	0.0	0	2	0.0	0	376	0.5	264
	Overseas	3,292	2.3	1,062	15	0.0	12	1,411	1.9	772	4,718	4.3	1,846
Utility & Ground Improvements Total		13,537	18.5	8,409	38	0.2	46	1,958	2.8	1,406	15,533	21.6	9,861
Total	United States	165,675	1,494.2	413,450	4,399	38.0	7,358	72,334	250.9	43,738	242,408	1,783.1	464,546
	Territories	6,340	26.0	12,527	3	0.0	6	16	0.1	66	6,359	26.2	12,599
	Overseas	30,163	143.2	42,564	4,686	22.5	4,106	17,042	195.6	51,188	51,891	361.3	97,858
Grand Total		202,178	1,663.4	468,541	9,088	60.6	11,469	89,392	446.6	94,993	300,658	2,170.5	575,003

Table 3. Buildings Portfolio (Count, Square Feet, and PRV) by Location

Department of Defense Base Structure Report FY 2010 Baseline

Structures Portfolio

DoD uses over 187,000 structures throughout the world, valued at over \$168 billion. Table 4 depicts the Department's structures portfolio by legal interest. Over 88% of the Department's structures are owned while 0.5% are leased.

Service/WHS	Number of Assets			
	Owned	Leased	Other	Total
Army	67,583	351	9,515	77,449
Navy	35,312	242	3,459	39,013
Air Force	50,797	361	4,839	55,997
Marine Corps	12,417	32	2,604	15,053
WHS	410	0	2	412
DoD Total	166,519	986	20,419	187,924

Table 4. Number of DoD Structures by Legal Interest⁹

The predominant use of the structures by PRV is shown in Figure 5.

⁹ Figures include those structures that have been privatized or are operated by private entities in direct support of the DoD mission. These types of relationships are included in the "Other" category. They account for over 2% of the total number of structures and 1% of the total structures PRV.

Department of Defense Base Structure Report FY 2010 Baseline

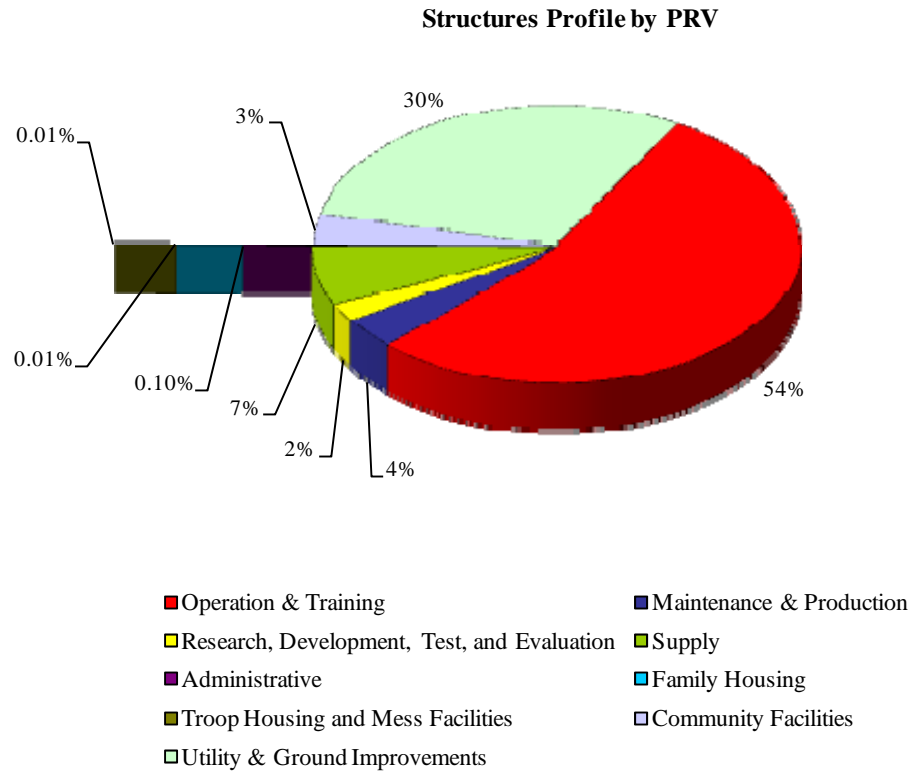


Figure 5. Structures Facility Class by PRV

The Department's structures portfolio (count and PRV) by facility class, area, and ownership is shown in Table 5.

Department of Defense Base Structure Report FY 2010 Baseline

Facility Class	Area	Owned		Leased		Other		DoD Total	
		Count	PRV (\$M)	Count	PRV (\$M)	Count	PRV (\$M)	Count	PRV (\$M)
Operation & Training	United States	39,968	70,676	153	431	1,369	782	41,490	71,889
	Territories	750	5,479	1	0	13	70	764	5,549
	Overseas	6,951	8,168	51	63	2,500	5,178	9,502	13,409
Operation & Training Total		47,669	84,323	205	494	3,882	6,030	51,756	90,847
Maintenance & Production	United States	3,517	5,544	7	2	40	26	3,564	5,572
	Territories	68	49	0	0	0	0	68	49
	Overseas	366	214	0	0	319	800	685	1,013
Maintenance & Production Total		3,951	5,806	7	2	359	826	4,317	6,634
Research, Development, Test, and Evaluation	United States	2,541	3,489	0	0	17	4	2,558	3,493
	Territories	4	2	0	0	0	0	4	2
	Overseas	100	58	0	0	0	0	100	58
Research, Development, Test, and Evaluation Total		2,645	3,548	0	0	17	4	2,662	3,553
Supply	United States	9,834	7,320	19	4	139	55	9,992	7,379
	Territories	191	927	0	0	0	0	191	927
	Overseas	1,590	1,960	8	1	549	1,261	2,147	3,222
Supply Total		11,615	10,207	27	5	688	1,316	12,330	11,528
Administrative	United States	5,120	117	25	0	169	6	5,314	124
	Territories	190	5	0	0	1	0	191	5
	Overseas	740	37	1	0	160	4	901	41
Administrative Total		6,050	159	26	0	330	10	6,406	170
Family Housing	United States	163	15	0	0	7	7	170	22
	Territories	19	2	0	0	0	0	19	2
	Overseas	0	0	0	0	0	0	0	0
Family Housing Total		182	18	0	0	7	7	189	24
Troop Housing and Mess Facilities	United States	596	16	2	0	9	0	607	16
	Territories	1	0	0	0	0	0	1	0
	Overseas	355	5	0	0	329	1	684	7
Troop Housing and Mess Facilities Total		952	22	2	0	338	1	1,292	23
Community Facilities	United States	18,021	3,855	136	24	2,488	500	20,645	4,379
	Territories	625	181	0	0	5	1	630	181
	Overseas	4,364	800	145	43	880	289	5,389	1,131
Community Facilities Total		23,010	4,835	281	67	3,373	790	26,664	5,692
Utility & Ground Improvements	United States	56,456	39,745	230	59	4,984	1,738	61,670	41,542
	Territories	1,643	2,810	0	0	14	1	1,657	2,811
	Overseas	12,346	3,816	208	18	6,427	2,101	18,981	5,936
Utility & Ground Improvements Total		70,445	46,371	438	78	11,425	3,840	82,308	50,289
Total	United States	136,216	130,777	572	522	9,222	3,118	146,010	134,417
	Territories	3,472	9,452	1	0	33	72	3,506	9,524
	Overseas	26,831	15,060	413	125	11,164	9,634	38,408	24,819
Grand Total		166,519	155,290	986	646	20,419	12,824	187,924	168,760

Table 5. Structures Portfolio (Count and PRV) by Location

Department of Defense Base Structure Report FY 2010 Baseline

Linear Structures Portfolio

DoD manages a reported 50,432 linear structures throughout the world, valued at over \$73 billion. The Department’s linear structures portfolio by legal interest is depicted in Table 6. Of the more than 50,000 linear structures the DoD manages, it owns just over 83% with the preponderance of these being, by count and value, Utilities and Ground Improvements (e.g. roads, etc). The predominant use of the linear structures by PRV is shown in Figure 6.

Service/WHS	Number of Assets			
	Owned	Leased	Other	Total
Army	18,269	104	5,686	24,059
Navy	7,000	21	1,020	8,041
Air Force	15,247	121	1,223	16,591
Marine Corps	1,406	0	232	1,638
WHS	102	0	1	103
DoD Total	42,024	246	8,162	50,432

Table 6. Number of DoD Linear Structures by Legal Interest¹⁰

Linear Structures Profile by PRV

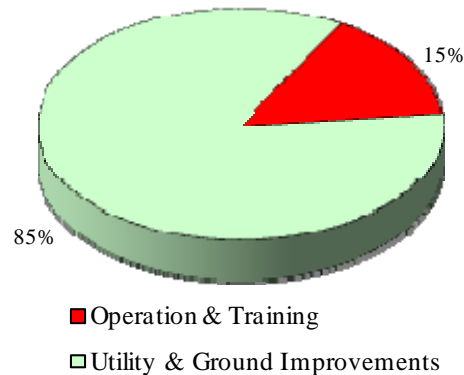


Figure 6. Linear Structures Facility Class by PRV

¹⁰ Figures include those linear structures that have been privatized or are operated by private entities in direct support of the DoD mission. These types of relationships are included in the “Other” category. They account for 5% of the total number of linear structures and 4% of the total linear structures PRV.

**Department of Defense
Base Structure Report
FY 2010 Baseline**

The Department's linear structures portfolio (count and PRV) by facility class, area, and ownership is shown in Table 7.

Facility Class	Area	Owned		Leased		Other		DoD Total	
		Count	PRV (\$M)	Count	PRV (\$M)	Count	PRV (\$M)	Count	PRV (\$M)
Operation & Training	United States	2,077	7,817	4	3	203	113	2,284	7,933
	Territories	53	1,151	0	0	4	1	57	1,152
	Overseas	322	1,282	0	0	140	466	462	1,747
Operation & Training Total		2,452	10,249	4	3	347	579	2,803	10,831
Utility & Ground Improvements	United States	33,249	48,340	171	53	4,636	3,112	38,056	51,504
	Territories	855	1,847	0	0	16	4	871	1,851
	Overseas	5,468	4,357	71	35	3,163	4,075	8,702	8,467
Utility & Ground Improvements Total		39,572	54,544	242	88	7,815	7,190	47,629	61,822
Total	United States	35,326	56,156	175	56	4,839	3,225	40,340	59,437
	Territories	908	2,998	0	0	20	4	928	3,002
	Overseas	5,790	5,639	71	35	3,303	4,540	9,164	10,214
Grand Total		42,024	64,793	246	91	8,162	7,769	50,432	72,653

Table 7. Linear Structures Portfolio (Count and PRV) by Location

Department of Defense Base Structure Report FY 2010 Baseline

Land Portfolio

DoD manages over 28.3 million acres of land worldwide. More than 97% of that land is located in the United States or U.S. Territories. The majority of land controlled by the Department (70%) is government owned. The Army controls the largest percentage of the Department's land (50%) followed by the Air Force (34%). Figure 7 and Table 8 depict the land portfolio.

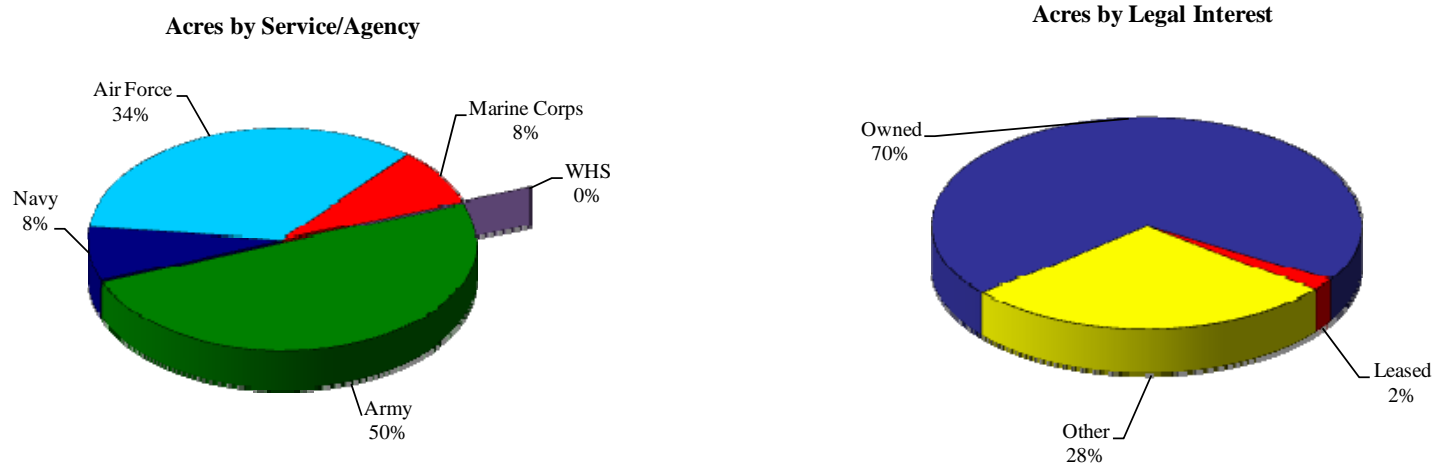


Figure 7. Percentage of Land by Military Service/WHS and Legal Interest

Service/WHS	Number of Acres			Total
	Owned	Leased	Other	
Army	11,812,730	386,521	1,901,776	14,101,026
Navy	1,850,519	57,311	251,895	2,159,726
Air Force	3,931,975	100,288	5,754,961	9,787,224
Marine Corps	2,163,675	2,198	157,910	2,323,784
WHS	991	0	0	991
DoD Total	19,759,891	546,317	8,066,543	28,372,751

Table 8. Acres of Land by Legal Interest

**Department of Defense
Base Structure Report
FY 2010 Baseline**

State Army National Guard Portfolio

The Army, in collaboration with the National Guard Bureau, manages domestic real property with the States. All Army National Guard sites, both DoD and State, are summarized in Table 9. Facilities and land on DoD sites are included in the summaries above and in Sections VIII and IX. All assets located on the Army designated State Army National Guard sites are included in this summary and in Section X.

The State portfolio consists of more than 53,000 facilities (valued at \$29 billion) and 1.8 million acres located on more than 2,800 sites in the United States and Territories. Table 10 shows the number of sites and assets, plant replacement value by type (buildings, structures, linear structures), and number of acres by location. The asset count and plant replacement value of the facilities by Facility Class based on the DoD RPCS are shown in Table 11. The States or Territories own 1,776,221 of the 1,830,568 acres.

Army National Guard Sites			
Area	DoD	State	Total
United States	369	2,786	3,155
Territories	10	32	42
Total	379	2,818	3,197

Table 9. Number of Army National Guard Sites

Area	Number of Sites	Buildings		Structures		Linear Structures		Total		Land
		Count	PRV (\$M)	Count	PRV (\$M)	Count	PRV (\$M)	Count	PRV (\$M)	Acres
United States	2,786	14,804	24,680	24,804	3,117	13,948	1,487	53,556	29,284	1,830,306
Territories	32	79	250	92	13	17	2	188	265	262
Grand Total	2,818	14,883	24,930	24,896	3,130	13,965	1,489	53,744	29,549	1,830,568

Table 10. Number of State Army National Guard Assets by Type Worldwide

**Department of Defense
Base Structure Report
FY 2010 Baseline**

Facility Class	Building		Structure		Linear Structure		Total	
	Count	PRV(\$M)	Count	PRV(\$M)	Count	PRV(\$M)	Count	PRV(\$M)
Operation & Training	3,897	15,506	4,368	1,719	277	357	8,542	17,582
Maintenance & Production	1,613	4,107	1,034	188	0	0	2,647	4,295
Supply	4,641	1,970	468	80	0	0	5,109	2,049
Hospital & Medical	35	62	0	0	0	0	35	62
Administrative	1,034	1,219	2,425	24	0	0	3,459	1,243
Family Housing	257	49	70	2	0	0	327	51
Troop Housing and Mess Facilities	2,303	1,432	123	1	0	0	2,426	1,434
Community Facilities	890	537	528	50	0	0	1,418	587
Utility & Ground Improvements	213	49	15,880	1,066	13,688	1,132	29,781	2,246
Grand Total	14,883	24,930	24,896	3,130	13,965	1,489	53,744	29,549

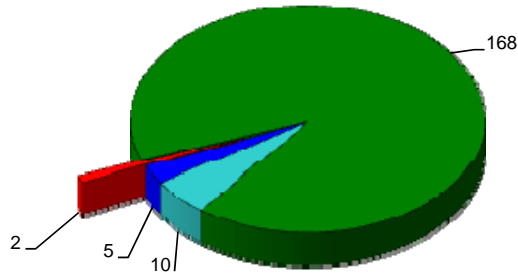
Table 11. Count / PRV for State Army National Guard Assets by Facility Class

Department of Defense Base Structure Report FY 2010 Baseline

BRAC 2005

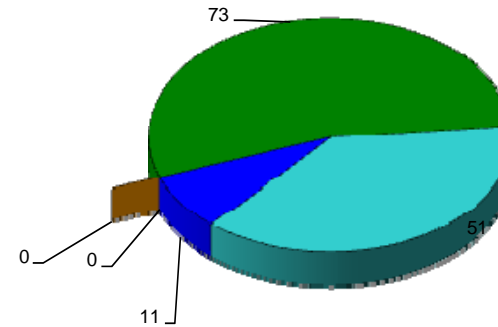
DoD uses the BRAC process to reorganize its real property infrastructure to more efficiently and effectively support its forces, increase operational readiness and facilitate new ways of doing business. The process, authorized by Public Law 101-510, resulted in the BRAC 2005 Commission's recommendations which will result in the closure of 185 sites and realignment at an additional 135 sites. Figure 8 shows the number of sites affected. The Department has until September 15, 2011, to complete implementation of the BRAC 2005 recommendations.

BRAC 2005 Closures



■ Army ■ Navy ■ Air Force ■ Marines ■ WHS

BRAC 2005 Realignment



■ Army ■ Navy ■ Air Force ■ Marines ■ WHS

Service/WHS	Closure				Realignment			
	Active	Guard	Reserve	Total	Active	Guard	Reserve	Total
Army	15	0	153	168	52	2	19	73
Navy	9	0	1	10	51	0	0	51
Air Force	5	0	0	5	10	1	0	11
Marines	1	0	1	2	0	0	0	0
WHS	0	0	0	0	0	0	0	0
DoD Total	30	0	155	185	113	3	19	135

Figure 8. Number of BRAC 2005 Closures and Realignments

Department of Defense Base Structure Report FY 2010 Baseline

V. Summary of Changes

- Section IV – Portfolio Summary: Based on information supplied by the Army, the Army National Guard sites are designated as being part of either the DoD portfolio (Section VIII - DoD Inventory and Section IX - Army Inventory) or the State portfolio (Section X - State / Territories Army National Guard). The assets at the Army National Guard sites are included in the DoD or State portfolio based on the supplied designation. A portfolio summary of the State Army National Guard assets is provided in Section IV. As compared to the BSR – FY 2009 Baseline, the total number of DoD sites decreased by 580 sites. This change is mainly due to the method of distinguishing DoD and State Army National Guard sites.
- Section VIII – Total DoD Inventory: Ongoing refinement of the site registry process resulted in the following Site Name changes:
 - NAS North Island is NS Coronado
 - NAVSUBASE San Diego is NS Point Loma
 - MCLB Barstow Nebo Area is MCLB Barstow

VI. Conclusion

The Base Structure Report is designed to provide the reader with a snapshot view of the vast portfolio of real property maintained by the Department of Defense. Our physical infrastructure provides the critical framework supporting our military forces globally. While the Department continues the transformation of its business processes, executes DoD Recovery Act projects, and implements the BRAC 2005 and Global Defense Posture portfolio realignments, the location and quality of our facilities continue to be our key focus as a critical component of the Department's readiness. The Department embraces modern asset management techniques and best business practices to enhance the vast physical infrastructure. The Department's vision for transformation is reflected in this report as sites are closed, restructured, and realigned to more efficiently support the requirements of the Department of Defense. Our network of quality operational and support facilities located at sites around the world are core to U.S. defense capability, and are inseparable element of the nation's military readiness and wartime effectiveness.

VII. SITE SIZE SUMMARIES

Site Size By Location - FY 2010 Baseline Data

<i>Location</i>	<i>No. of Large Sites</i>	<i>No. of Medium Sites</i>	<i>No. of Small Sites</i>	<i>No. of Other Sites</i>	<i>Total Sites</i>
United States	111	104	3,503	531	4,249
US Territories	3	2	71	12	88
Overseas	20	12	570	60	662
Total	134	118	4,144	603	4,999

<i>Location</i>	<i>Component</i>	<i>No. of Large Sites</i>	<i>No. of Medium Sites</i>	<i>No. of Small Sites</i>	<i>No. of Other Sites</i>	<i>Total Sites</i>
United States	Army	39	38	1,393	195	1,665
	Navy	25	27	601	179	832
	Air Force	38	34	1,294	143	1,509
	Marine Corps	8	5	84	14	111
	WHS	1	0	131	0	132
	United States Total:		111	104	3,503	531
US Territories	Army	0	0	24	2	26
	Navy	2	2	26	10	40
	Air Force	1	0	20	0	21
	Marine Corps	0	0	1	0	1
	US Territories Total:		3	2	71	12
Overseas	Army	3	6	242	25	276
	Navy	5	1	95	15	116
	Air Force	9	4	218	14	245
	Marine Corps	3	1	15	6	25
	Overseas Total:		20	12	570	60
Grand Total:		134	118	4,144	603	4,999

<i>Large Site</i>	= Total PRV greater than or equal to \$1.715B
<i>Medium Site</i>	= Total PRV less than \$1.715B and greater than or equal to \$915M
<i>Small Site</i>	= Total PRV less than \$915M and greater than 0
<i>Other Site</i>	= PRV equal to 0 (Zero) - primarily land records

Site Size By Location - FY 2010 Baseline Data

Location	Component	No. of Large Sites	No. of Medium Sites	No. of Small Sites	No. of Other Sites	Total Sites
Alabama	Army	2	1	48	11	62
	Navy	0	0	12	2	14
	Air Force	0	1	9	1	11
	Marine Corps	0	0	2	0	2
	Total	2	2	71	14	89
Alaska	Army	2	1	74	14	91
	Navy	0	0	4	0	4
	Air Force	3	0	48	16	67
	Total	5	1	126	30	162
Arizona	Army	1	2	15	1	19
	Navy	0	0	3	0	3
	Air Force	1	1	17	2	21
	Marine Corps	0	1	3	0	4
	Total	2	4	38	3	47
Arkansas	Army	0	1	16	2	19
	Air Force	0	1	5	1	7
	Total	0	2	21	3	26
California	Army	2	2	69	4	77
	Navy	7	4	126	51	188
	Air Force	5	3	64	3	75
	Marine Corps	3	0	17	4	24
	Total	17	9	276	62	364
Colorado	Army	1	1	12	1	15
	Navy	0	0	2	0	2
	Air Force	1	2	66	2	71
	Total	2	3	80	3	88
Connecticut	Army	0	0	21	2	23
	Navy	0	1	12	0	13
	Air Force	0	0	2	0	2
	Total	0	1	35	2	38

<i>Large Site</i>	= Total PRV greater than or equal to \$1.715B
<i>Medium Site</i>	= Total PRV less than \$1.715B and greater than or equal to \$915M
<i>Small Site</i>	= Total PRV less than \$915M and greater than 0
<i>Other Site</i>	= PRV equal to 0 (Zero) - primarily land records

Site Size By Location - FY 2010 Baseline Data

Location	Component	No. of Large Sites	No. of Medium Sites	No. of Small Sites	No. of Other Sites	Total Sites
Delaware	Army	0	0	4	0	4
	Navy	0	0	2	0	2
	Air Force	0	1	2	2	5
	WHS	0	0	3	0	3
	Total	0	1	11	2	14
District of Columbia	Army	0	1	2	0	3
	Navy	0	2	6	1	9
	Air Force	0	1	0	0	1
	Marine Corps	0	0	3	0	3
	WHS	0	0	10	0	10
	Total	0	4	21	1	26
Florida	Army	0	0	38	8	46
	Navy	2	1	60	8	71
	Air Force	2	5	53	4	64
	Marine Corps	0	0	3	1	4
	Total	4	6	154	21	185
Georgia	Army	3	2	24	4	33
	Navy	1	0	11	0	12
	Air Force	1	1	15	6	23
	Marine Corps	0	1	4	0	5
	Total	5	4	54	10	73
Hawaii	Army	2	3	21	1	27
	Navy	2	2	23	30	57
	Air Force	1	0	18	2	21
	Marine Corps	1	0	7	0	8
	Total	6	5	69	33	113
Idaho	Army	0	0	10	3	13
	Navy	0	0	4	0	4
	Air Force	1	0	43	1	45
	Total	1	0	57	4	62

<i>Large Site</i>	= Total PRV greater than or equal to \$1.715B
<i>Medium Site</i>	= Total PRV less than \$1.715B and greater than or equal to \$915M
<i>Small Site</i>	= Total PRV less than \$915M and greater than 0
<i>Other Site</i>	= PRV equal to 0 (Zero) - primarily land records

Site Size By Location - FY 2010 Baseline Data

Location	Component	No. of Large Sites	No. of Medium Sites	No. of Small Sites	No. of Other Sites	Total Sites
Illinois	Army	0	2	39	0	41
	Navy	1	0	10	3	14
	Air Force	1	1	8	0	10
	Marine Corps	0	0	1	0	1
	WHS	0	0	1	0	1
	Total	2	3	59	3	67
Indiana	Army	0	1	28	1	30
	Navy	1	0	2	0	3
	Air Force	0	0	6	0	6
	Marine Corps	0	0	1	0	1
	Total	1	1	37	1	40
Iowa	Army	0	1	25	4	30
	Navy	0	0	1	0	1
	Air Force	0	0	3	0	3
	Total	0	1	29	4	34
Kansas	Army	2	0	29	3	34
	Navy	0	0	1	0	1
	Air Force	0	1	8	0	9
	Total	2	1	38	3	44
Kentucky	Army	2	1	22	1	26
	Navy	0	0	1	0	1
	Air Force	0	0	1	0	1
	Total	2	1	24	1	28
Louisiana	Army	1	0	16	2	19
	Navy	0	0	8	0	8
	Air Force	1	0	10	0	11
	Marine Corps	0	0	1	1	2
	Total	2	0	35	3	40

Large Site	= Total PRV greater than or equal to \$1.715B
Medium Site	= Total PRV less than \$1.715B and greater than or equal to \$915M
Small Site	= Total PRV less than \$915M and greater than 0
Other Site	= PRV equal to 0 (Zero) - primarily land records

Site Size By Location - FY 2010 Baseline Data

Location	Component	No. of Large Sites	No. of Medium Sites	No. of Small Sites	No. of Other Sites	Total Sites
Maine	Army	0	0	6	2	8
	Navy	0	1	12	0	13
	Air Force	0	0	5	0	5
	Total	0	1	23	2	26
Maryland	Army	2	1	29	1	33
	Navy	2	2	33	12	49
	Air Force	1	0	9	1	11
	Marine Corps	0	0	1	0	1
	WHS	0	0	20	0	20
	Total	5	3	92	14	114
Massachusetts	Army	0	0	25	6	31
	Navy	0	0	11	1	12
	Air Force	0	1	11	0	12
	Marine Corps	0	0	1	0	1
	Total	0	1	48	7	56
Michigan	Army	0	0	25	1	26
	Navy	0	0	6	0	6
	Air Force	0	2	5	0	7
	Total	0	2	36	1	39
Minnesota	Army	0	0	25	6	31
	Navy	0	0	4	2	6
	Air Force	0	0	5	0	5
	Total	0	0	34	8	42
Mississippi	Army	0	1	20	6	27
	Navy	0	1	6	6	13
	Air Force	1	0	12	1	14
	Total	1	2	38	13	54

<i>Large Site</i>	= Total PRV greater than or equal to \$1.715B
<i>Medium Site</i>	= Total PRV less than \$1.715B and greater than or equal to \$915M
<i>Small Site</i>	= Total PRV less than \$915M and greater than 0
<i>Other Site</i>	= PRV equal to 0 (Zero) - primarily land records

Site Size By Location - FY 2010 Baseline Data

Location	Component	No. of Large Sites	No. of Medium Sites	No. of Small Sites	No. of Other Sites	Total Sites
Missouri	Army	1	1	28	5	35
	Navy	0	0	4	1	5
	Air Force	1	0	10	1	12
	Marine Corps	0	0	11	1	12
	Total	2	1	53	8	64
Montana	Army	0	0	12	5	17
	Navy	0	0	2	0	2
	Air Force	0	1	234	1	236
	Total	0	1	248	6	255
Nebraska	Army	0	0	21	3	24
	Navy	0	0	1	0	1
	Air Force	1	0	98	0	99
	Total	1	0	120	3	124
Nevada	Army	1	0	3	3	7
	Navy	0	1	14	6	21
	Air Force	1	1	14	12	28
	Marine Corps	0	0	1	0	1
	Total	2	2	32	21	57
New Hampshire	Army	0	0	5	0	5
	Air Force	0	0	3	1	4
	Total	0	0	8	1	9
New Jersey	Army	1	2	11	0	14
	Navy	0	2	9	1	12
	Air Force	1	0	7	2	10
	Total	2	4	27	3	36
New Mexico	Army	1	0	13	5	19
	Navy	0	0	1	0	1
	Air Force	2	1	18	1	22
	Total	3	1	32	6	42

<i>Large Site</i>	= Total PRV greater than or equal to \$1.715B
<i>Medium Site</i>	= Total PRV less than \$1.715B and greater than or equal to \$915M
<i>Small Site</i>	= Total PRV less than \$915M and greater than 0
<i>Other Site</i>	= PRV equal to 0 (Zero) - primarily land records

Site Size By Location - FY 2010 Baseline Data

Location	Component	No. of Large Sites	No. of Medium Sites	No. of Small Sites	No. of Other Sites	Total Sites
New York	Army	2	0	158	1	161
	Navy	0	0	20	0	20
	Air Force	0	1	18	3	22
	Marine Corps	0	0	4	0	4
	Total	2	1	200	4	207
North Carolina	Army	1	0	42	18	61
	Navy	0	0	9	7	16
	Air Force	0	2	13	1	16
	Marine Corps	3	1	10	2	16
	Total	4	3	74	28	109
North Dakota	Army	0	0	12	2	14
	Navy	0	0	3	0	3
	Air Force	1	1	210	2	214
	Total	1	1	225	4	231
	Ohio	Army	0	1	42	10
Navy		0	0	7	0	7
Air Force		1	0	11	0	12
Marine Corps		0	0	1	0	1
Total		1	1	61	10	73
Oklahoma	Army	2	0	28	2	32
	Navy	0	0	2	0	2
	Air Force	1	1	13	1	16
	Total	3	1	43	3	50
	Oregon	Army	0	1	14	3
Navy		0	0	4	0	4
Air Force		0	0	5	0	5
Total		0	1	23	3	27

<i>Large Site</i>	= Total PRV greater than or equal to \$1.715B
<i>Medium Site</i>	= Total PRV less than \$1.715B and greater than or equal to \$915M
<i>Small Site</i>	= Total PRV less than \$915M and greater than 0
<i>Other Site</i>	= PRV equal to 0 (Zero) - primarily land records

Site Size By Location - FY 2010 Baseline Data

<i>Location</i>	<i>Component</i>	<i>No. of Large Sites</i>	<i>No. of Medium Sites</i>	<i>No. of Small Sites</i>	<i>No. of Other Sites</i>	<i>Total Sites</i>
Pennsylvania	Army	0	4	95	6	105
	Navy	0	2	15	2	19
	Air Force	0	0	8	2	10
	Marine Corps	0	0	3	0	3
	WHS	0	0	1	0	1
	Total	0	6	122	10	138
Rhode Island	Army	0	0	14	1	15
	Navy	1	0	10	0	11
	Air Force	0	0	3	0	3
	Total	1	0	27	1	29
South Carolina	Army	1	0	18	3	22
	Navy	1	0	13	0	14
	Air Force	0	2	11	6	19
	Marine Corps	0	2	2	4	8
	Total	2	4	44	13	63
South Dakota	Army	0	0	6	7	13
	Navy	0	0	1	0	1
	Air Force	1	0	16	2	19
	Total	1	0	23	9	33
Tennessee	Army	1	1	21	10	33
	Navy	0	0	5	0	5
	Air Force	1	0	4	1	6
	Marine Corps	0	0	1	0	1
	Total	2	1	31	11	45
Texas	Army	3	2	69	3	77
	Navy	1	2	20	3	26
	Air Force	4	2	43	3	52
	Marine Corps	0	0	2	0	2
	Total	8	6	134	9	157

<i>Large Site</i>	= Total PRV greater than or equal to \$1.715B
<i>Medium Site</i>	= Total PRV less than \$1.715B and greater than or equal to \$915M
<i>Small Site</i>	= Total PRV less than \$915M and greater than 0
<i>Other Site</i>	= PRV equal to 0 (Zero) - primarily land records

Site Size By Location - FY 2010 Baseline Data

Location	Component	No. of Large Sites	No. of Medium Sites	No. of Small Sites	No. of Other Sites	Total Sites
Utah	Army	0	2	15	2	19
	Navy	0	0	2	0	2
	Air Force	1	0	12	59	72
	Total	1	2	29	61	93
Vermont	Army	0	0	9	3	12
	Navy	0	0	1	0	1
	Air Force	0	0	1	0	1
	Total	0	0	11	3	14
Virginia	Army	3	3	28	0	34
	Navy	3	5	47	23	78
	Air Force	1	0	5	1	7
	Marine Corps	1	0	4	0	5
	WHS	1	0	96	0	97
	Total	9	8	180	24	221
Washington	Army	1	0	21	7	29
	Navy	3	1	42	19	65
	Air Force	2	0	19	2	23
	Marine Corps	0	0	1	0	1
	Total	6	1	83	28	118
West Virginia	Army	0	0	32	1	33
	Navy	0	0	6	0	6
	Air Force	0	0	2	0	2
	Total	0	0	40	1	41
Wisconsin	Army	1	0	31	8	40
	Navy	0	0	3	1	4
	Air Force	0	0	7	0	7
	Marine Corps	0	0	0	1	1
	Total	1	0	41	10	52

<i>Large Site</i>	= Total PRV greater than or equal to \$1.715B
<i>Medium Site</i>	= Total PRV less than \$1.715B and greater than or equal to \$915M
<i>Small Site</i>	= Total PRV less than \$915M and greater than 0
<i>Other Site</i>	= PRV equal to 0 (Zero) - primarily land records

Site Size By Location - FY 2010 Baseline Data

<i>Location</i>	<i>Component</i>	<i>No. of Large Sites</i>	<i>No. of Medium Sites</i>	<i>No. of Small Sites</i>	<i>No. of Other Sites</i>	<i>Total Sites</i>
Wyoming	Army	0	0	2	3	5
	Air Force	0	1	84	0	85
	Total	0	1	86	3	90
United States Total:		111	104	3,503	531	4,249
Territories	Army	0	0	24	2	26
	Navy	2	2	26	10	40
	Air Force	1	0	20	0	21
	Marine Corps	0	0	1	0	1
	Total	3	2	71	12	88
Overseas	Army	3	6	242	25	276
	Navy	5	1	95	15	116
	Air Force	9	4	218	14	245
	Marine Corps	3	1	15	6	25
	Total	20	12	570	60	662
Worldwide Total:		134	118	4,144	603	4,999

<i>Large Site</i>	= Total PRV greater than or equal to \$1.715B
<i>Medium Site</i>	= Total PRV less than \$1.715B and greater than or equal to \$915M
<i>Small Site</i>	= Total PRV less than \$915M and greater than 0
<i>Other Site</i>	= PRV equal to 0 (Zero) - primarily land records

DEPARTMENT OF DEFENSE
Base Structure Report - As of 30 Sept 2009

VIII. TOTAL DOD INVENTORY

THIS PAGE INTENTIONALLY LEFT BLANK

DEPARTMENT OF DEFENSE
Base Structure Report - As of 30 Sept 2009

SITE	BRAC 2005	COMPONENT	NAME NEAREST CITY	BUILDINGS						ACRES OWNED	TOTAL ACRES	PRV (\$M)	MIL	CIV	OTHER
				OWNED		LEASED		OTHER							
				COUNT	SQFT	COUNT	SQFT	COUNT	SQFT						
Alabama															
10C Stagefield		Army Active	Fort Rucker	5	2,933	0	0	0	0	180	180	15.4	0	0	0
310th Chem USARC	C	Army Reserve	Anniston	3	74,932	0	0	0	0	19	19	13.4	56	14	2
Abston ANGSD		AF Guard	Montgomery	8	81,723	0	0	0	0	0	27	17.7	63	0	0
Allen Stagefield		Army Active	Newton	5	3,599	0	0	1	44	124	124	14.0	0	0	0
Anniston Army Depot	R	Army Active	Anniston	1,778	9,312,805	0	0	0	0	15,320	15,320	2,066.9	11	4,848	2,026
Barin Field		Navy Active	Foley	7	16,054	0	0	0	0	763	818	42.2	0	0	0
Bill Nichols USARC/ECS #158		Army Reserve	Anniston	2	61,185	0	0	0	0	17	17	14.5	309	10	0
Birmingham Airport		AF Guard	Birmingham	37	339,134	0	0	0	0	0	140	119.1	1,743	0	0
Brown (4B) Stagefield		Army Active	New Brockton	5	3,253	0	0	0	0	176	176	15.5	0	0	0
Cairns Basefield		Army Active	Daleville	60	529,453	0	0	4	1,107	1,326	1,326	213.0	0	0	0
Dothan Regional Airport (ANGS)		AF Guard	Dothan	13	97,472	0	0	0	0	0	36	21.8	366	0	0
Fort Benning AL		Army Active	Fort Mitchell	63	55,655	0	0	4	425	12,138	12,138	41.7	0	0	0
Fort McClellan		Army Active	Moody	7	90,031	0	0	0	0	491	491	17.1	0	0	0
Fort McClellan ARNG Training Center		Army Guard	Anniston	235	897,496	0	0	0	0	22,641	22,641	218.3	793	120	59
Fort Rucker	R	Army Active	Fort Rucker	684	4,906,294	5	14,820	821	2,280,108	57,776	59,382	1,708.9	5,307	1,943	5,803
Goldberg Stagefield		Army Active	Ozark	5	6,076	0	0	0	0	99	101	12.9	0	0	0
Highbluff Stagefield		Army Active	Hartford	5	3,847	0	0	1	44	190	191	14.0	0	0	0
Horace B Hanson USARC		Army Reserve	Birmingham	3	99,804	0	0	0	0	14	14	20.0	656	24	12
Hunt Stagefield		Army Active	Ozark	5	4,203	0	0	0	0	153	153	13.4	0	0	0
Martin ANGSD		AF Guard	Gadsden	14	71,253	0	0	0	0	0	29	19.1	0	0	0
Maxwell AFB		AF Active	Maxwell AFB	249	4,716,542	0	0	0	0	2,528	3,543	1,388.9	1,638	1,233	0
Maxwell AFB Gunter Annex		AF Active	Gunter AFB	57	1,713,364	2	31,567	0	0	353	371	404.2	714	560	0
Montgomery ANGSD		AF Guard	Montgomery	6	65,123	0	0	0	0	12	12	14.7	205	0	0
Montgomery Regional Airport ANGB		AF Guard	Montgomery	42	322,249	0	0	0	0	0	70	96.3	1,714	0	0
NOLF Brewton		Navy Active	Brewton	0	0	2	1,070	0	0	0	653	40.4	0	0	0
NOLF Evergreen		Navy Active	Evergreen	0	0	2	7,746	0	0	132	440	27.4	0	0	0
NOLF Silverhill		Navy Active	Daphne	2	1,443	0	0	0	0	400	400	30.5	0	0	0
NOLF Summerdale		Navy Active	Summerdale	1	1,008	0	0	0	0	565	565	31.8	0	0	0
NOLF Wolf		Navy Active	Summerdale	1	240	0	0	0	0	422	422	33.9	0	0	0
NOSC-MCRC Bessemer AI		Navy Reserve	Bessemer	9	62,567	0	0	0	0	16	16	14.0	327	1	0
Redstone Arsenal	R	Army Active	Huntsville	1,331	11,382,820	1	13,847	390	889,279	31,229	38,228	3,971.8	1,902	9,069	23,589
Runkle Stagefield		Army Active	Elba	5	4,718	0	0	3	338	235	235	11.0	0	0	0
Shell Basefield		Army Active	Enterprise	15	71,694	0	0	0	0	296	296	48.3	0	0	0
Skelly Stagefield		Army Active	Kinston	4	6,209	0	0	0	0	193	193	15.7	0	0	0

* US Locations that do not meet criteria of at least ten (10) Acres AND at least \$10M PRV. US Territories and Non-US Locations that do not meet criteria of at least ten (10) Acres OR at least \$10M PRV.

DEPARTMENT OF DEFENSE
Base Structure Report - As of 30 Sept 2009

SITE	BRAC 2005	COMPONENT	NAME NEAREST CITY	BUILDINGS						ACRES OWNED	TOTAL ACRES	PRV (\$M)	MIL	CIV	OTHER
				OWNED		LEASED		OTHER							
				COUNT	SQFT	COUNT	SQFT	COUNT	SQFT						
Stinson (5AB) Stagefield		Army Active	New Brockton	5	3,433	0	0	0	0	191	191	15.2	0	0	0
Toth Stagefield		Army Active	Dothan	4	3,177	0	0	1	220	125	128	18.0	0	0	0
* OTHER SITE(S) : 53				104	604,060	6	38,885	3	206	481	180,895	156.7	3,835	119	19
Alabama Total:				4,779	35,615,849	18	107,935	1,228	3,171,771	148,603	339,981	10,937.7	19,639	17,941	31,510
Alaska															
Back Island		Navy Active	Ketchikan	4	22,040	0	0	0	0	0	15	90.8	0	0	0
Barter Island Dew Station Bar		AF Active	Kaktovik	7	65,887	0	0	0	0	0	641	257.3	0	0	0
Big Mountain Radio Relay Site		AF Active	Iliamna	0	0	0	0	0	0	0	402	51.4	0	0	0
Birch Lake Recreation Annex		AF Active	Salcha	31	17,983	0	0	0	0	0	51	15.9	0	0	0
Black Rapids Training Area		Army Active	Delta Junction	4	39,252	0	0	0	0	2,782	2,785	20.8	0	0	0
Blair Lake Air Force Rangeex		AF Active	North Pole	3	31,600	0	0	0	0	0	33,963	32.4	0	0	0
Cape Lisburne Long Range Radar Site		AF Active	Point Hope	7	46,258	0	0	0	0	0	1,125	150.3	0	0	0
Cape Newenham Long Range Radar Site		AF Active	Platinum	9	54,720	0	0	0	0	0	2,359	172.4	0	0	0
Cape Romanzof Long Range Radar Site		AF Active	Hooper Bay	8	36,745	0	0	0	0	0	4,900	61.2	0	0	0
Chena River Research Site		AF Active	North Pole	2	420	0	0	0	0	0	3,791	63.4	0	0	0
Clear AB		AF Active	Clear A.F.B.	53	884,359	0	0	0	0	11,438	11,438	737.9	206	60	0
Cold Bay Long Range Radar Site		AF Active	Cold Bay	5	13,548	0	0	0	0	0	208	43.7	0	0	0
Donnelly Training Area		Army Active	Delta Junction	37	100,321	0	0	0	0	631,693	631,693	206.2	0	0	0
Eareckson AS		AF Active	Adak Station	86	1,231,164	0	0	0	0	0	3,520	2,423.0	0	0	0
Eielson AFB		AF Active	North Pole	451	5,819,724	123	1,028,875	1	82,750	0	24,429	5,008.4	3,140	394	0
Elmendorf AFB		AF Active	Anchorage	387	7,532,861	1	19,112	2	5,363	11,990	13,452	5,053.4	6,457	926	0
Fairbanks Eielson Pipeline		Army Active	Fort Wainwright	3	4,149	0	0	0	0	59	1,763	22.4	0	0	0
Flaxman Island Range Radar Site		AF Active	Deadhorse	12	25,438	0	0	0	0	0	605	96.9	0	0	0
Fort Greely	R	Army Active	Delta Junction	118	1,131,251	0	0	2	9,970	7,200	7,200	1,684.5	213	107	1,159
Fort Richardson	R	Army Active	Fort Richardson	760	8,254,518	0	0	35	295,554	60,739	60,739	3,689.3	6,571	618	1,429
Fort Wainwright	R	Army Active	Fort Wainwright	358	6,287,262	56	337,680	20	350,611	656,212	656,241	4,488.2	6,408	928	2,248
Fort Yukon Long Range Radar Site		AF Active	Fort Yukon	6	47,303	0	0	0	0	0	84	26.1	0	0	0
Galena Airport		AF Active	Galena	42	356,369	0	0	0	0	0	163	348.0	0	0	0
Gerstle River Arctic Test Site		Army Active	Delta Junction	0	0	0	0	0	0	1,650	20,750	12.4	0	0	0
Granite Mountain Radio Relay Site		AF Active	Nome	7	26,079	0	0	0	0	0	258	94.4	0	0	0
Haarp Research Station		AF Active	Gakona	33	45,894	0	0	0	0	5,408	5,408	70.3	0	0	0
Haines Terminal		Army Active	Fort Richardson	0	0	0	0	0	0	200	200	16.8	0	0	0
Indian Mountain Long Range Radar Site		AF Active	Hughes	8	33,230	0	0	0	0	0	4,226	83.4	0	0	0

* US Locations that do not meet criteria of at least ten (10) Acres AND at least \$10M PRV. US Territories and Non-US Locations that do not meet criteria of at least ten (10) Acres OR at least \$10M PRV.

DEPARTMENT OF DEFENSE
Base Structure Report - As of 30 Sept 2009

SITE	BRAC 2005	COMPONENT	NAME NEAREST CITY	BUILDINGS						ACRES OWNED	TOTAL ACRES	PRV (\$M)	MIL	CIV	OTHER
				OWNED		LEASED		OTHER							
				COUNT	SQFT	COUNT	SQFT	COUNT	SQFT						
Kalakaket Creek Radio Relay Site		AF Active	Ruby	6	24,424	0	0	0	0	0	316	54.5	0	0	0
King Salmon Airport		AF Active	King Salmon	0	0	1	182	55	378,206	192	927	794.2	0	0	0
Kotzebue Long Range Radar Site		AF Active	Kotzebue	2	4,511	0	0	0	0	0	676	12.2	0	0	0
Lonely Short Range Radar Site		AF Active	Barrow	0	0	0	0	13	27,465	0	1,082	88.0	0	0	0
NARL Barrow Camp Tr1		Navy Active	Barrow	4	34,052	0	0	0	0	688	688	47.2	0	0	0
Nike Alaska Mike		Army Active	Fairbanks	1	25,478	0	0	0	0	30	786	12.7	0	0	0
Nikolski Radio Relay Site		AF Active	Nikolski	1	120	0	0	0	0	0	323	14.6	0	0	0
North River Radio Relay Site		AF Active	Unalakleet	0	0	0	0	0	0	0	144	22.4	0	0	0
Oliktok Long Range Radar Site		AF Active	Deadhorse	5	36,636	0	0	0	0	160	832	117.5	0	0	0
Point Barrow Long Range Radar Site		AF Active	Barrow	0	0	0	0	6	52,965	0	266	96.5	0	0	0
Point Lay Long Range Radar Site		AF Active	Point Lay	0	0	0	0	6	36,640	0	1,442	63.0	0	0	0
Seward Recreation Area		Army Active	Seward	22	54,975	0	0	0	0	0	23	13.7	0	0	0
Sparrevohn Long Range Radar Site		AF Active	Lime Village	8	41,055	0	0	0	0	0	1,179	172.6	0	0	0
Tatalina Long Range Radar Site		AF Active	McGrath	7	37,367	0	0	0	0	0	4,970	85.5	0	0	0
Ted Stevens IAP		AF Guard	Anchorage	35	424,609	0	0	0	0	0	129	268.0	2,433	0	0
Tin City Long Range Radar Site		AF Active	Wales	6	83,453	0	0	0	0	37	723	169.8	0	0	0
Wainwright Short Range Radar Site		AF Active	Wainwright	3	2,628	0	0	5	19,994	0	1,519	141.4	0	0	0
Whittier Anchorage Pipeline		Army Active	Fort Richardson	2	4,639	0	0	0	0	0	437	102.1	0	0	0
Yukon Command TS		Army Active	Fairbanks	7	14,849	0	0	0	0	287,388	287,418	157.5	0	0	0
Yukon Weapons Range		AF Active	North Pole	8	7,337	0	0	0	0	0	246	12.0	0	0	0
* OTHER SITE(S) : 114				125	221,294	4	5,913	4	42,596	8,505	28,992	212.6	85	1	0
Alaska Total:				2,683	33,125,802	185	1,391,762	149	1,302,114	1,686,371	1,825,527	27,679.2	25,513	3,034	4,836
American Samoa															
Te O USARC		Army Reserve	Pago Pago	5	24,754	1	3,600	0	0	18	110	8.0	418	3	17
American Samoa Total:				5	24,754	1	3,600	0	0	18	110	8.0	418	3	17
Arizona															
Air Force Plant 44		AF Active	Tucson	71	1,030,468	0	0	0	0	2,208	2,208	231.2	0	0	0
Barnes Hall USARC		Army Reserve	Phoenix	5	63,256	0	0	0	0	12	12	17.4	492	28	4
Barry Goldwater Range		MC Active	Yuma	50	163,002	0	0	0	0	691,759	691,759	139.5	0	0	0
Camp Navajo		Army Guard	Bellemont	893	3,010,219	0	0	0	0	28,345	28,345	1,040.9	0	0	0
Davis-Monthan AFB		AF Active	Tucson	510	4,683,633	0	0	1	18,945	4,166	9,708	1,898.3	6,327	1,085	0
Fort Huachuca	R	Army Active	Fort Huachuca	579	5,418,022	0	0	16	246,588	58,142	73,400	2,213.5	7,180	2,603	7,248
Gila Bend Air Force Auxiliary Field		AF Active	Gila Bend	41	143,530	0	0	0	0	640	1,886	108.9	0	0	0

* US Locations that do not meet criteria of at least ten (10) Acres AND at least \$10M PRV. US Territories and Non-US Locations that do not meet criteria of at least ten (10) Acres OR at least \$10M PRV.

DEPARTMENT OF DEFENSE
Base Structure Report - As of 30 Sept 2009

SITE	BRAC 2005	COMPONENT	NAME NEAREST CITY	BUILDINGS						ACRES OWNED	TOTAL ACRES	PRV (\$M)	MIL	CIV	OTHER
				OWNED		LEASED		OTHER							
				COUNT	SQFT	COUNT	SQFT	COUNT	SQFT						
Herrea Hall USARC		Army Reserve	Mesa	4	91,663	0	0	0	0	13	13	24.0	787	25	3
Luke AFB		AF Active	Luke AFB	357	3,658,289	0	0	0	0	2,933	4,833	1,380.4	4,426	953	0
Luke Air Force Auxiliary Field #1		AF Active	Wittmann	1	600	0	0	0	0	400	1,105	156.8	0	0	0
Luke Waste Annex		AF Active	Glendale	11	23,906	0	0	0	0	0	46	15.1	0	0	0
MCAS Yuma		MC Active	Yuma	305	2,221,013	0	0	409	1,272,480	7,161	8,454	1,698.5	3,716	1,004	0
MCAS Yuma Hsg-Off Base FY81		MC Active	Yuma	0	0	0	0	54	177,464	23	23	86.9	0	0	0
NG Florence Military Reservation		Army Guard	Florence	12	17,528	0	0	0	0	6,495	6,495	19.9	9	14	16
NG Papago Military Reservation		Army Guard	Phoenix	54	528,508	0	0	0	0	418	418	153.5	1,164	381	311
Papago ANGS		AF Guard	Phoenix	4	40,364	0	0	0	0	0	12	10.9	0	0	0
Sky Harbor IAP		AF Guard	Phoenix	17	275,733	0	0	0	0	0	60	99.5	1,543	0	0
The Barry M Goldwater Air Force Range		AF Active	Gila Bend	9	8,708	0	0	0	0	1,162,690	2,671,679	172.6	0	0	0
Tucson IAP		AF Guard	Tucson	38	600,225	0	0	0	0	94	98	193.9	2,722	4	0
Williams AFB		AF Active	Mesa	4	8,166	0	0	0	0	198	278	33.7	1	4	0
Yuma Proving Ground		Army Active	Yuma	426	1,750,651	0	0	2	8,644	1,001,023	1,008,913	1,318.8	177	696	2,078
Yuma Radar Site (TARS #1)		AF Active	Dome	5	8,795	0	0	0	0	0	62	11.0	0	0	0
* OTHER SITE(S) : 25				99	336,245	2	36,560	4	21,750	4,450	51,840	128.1	2,871	35	1
Arizona Total:				3,495	24,082,524	2	36,560	486	1,745,871	2,971,169	4,561,646	11,153.1	31,415	6,832	9,661
Arkansas															
63rd RRC - ECS 15	C	Army Reserve	Fort Smith	5	109,401	4	82,278	0	0	39	39	41.9	0	0	0
Fort Chaffee MTC		Army Guard	Fort Smith	434	1,764,307	0	0	0	0	64,993	65,323	573.9	513	90	154
Fort Smith MAP		AF Guard	Fort Smith	39	360,345	0	0	0	0	0	142	114.8	1,867	0	0
Little Rock AFB		AF Active	Jacksonville	349	3,886,044	0	0	0	0	6,772	6,929	1,590.6	6,720	480	0
Maurice Britt USARC	R	Army Reserve	North Little Rock	12	226,384	0	0	0	0	43	43	49.1	987	23	37
Pine Bluff Arsenal	R	Army Active	White Hall	920	3,631,328	0	0	0	0	13,494	13,495	1,331.3	6	1,217	1,041
* OTHER SITE(S) : 20				43	269,887	0	0	0	0	446	996	62.0	1,347	100	7
Arkansas Total:				1,802	10,247,695	4	82,278	0	0	85,787	86,967	3,763.6	11,440	1,910	1,239
California															
Air Force Plant 42		AF Active	Palmdale	103	3,238,923	0	0	0	0	6,131	6,131	1,373.2	14	17	0
Beale AFB		AF Active	Beale AFB	1,323	4,313,975	0	0	0	0	25,918	25,930	2,254.7	3,840	559	0
BT Collins USARC/OMS/AMSA (G)		Army Reserve	Sacramento	10	191,585	0	0	0	0	38	38	56.9	920	41	24
Channel Islands ANGS		AF Guard	Oxnard	21	345,982	0	0	0	0	206	206	169.7	1,876	0	0
Choc Mt Air Gnry Rng		MC Active	Niland	4	43,256	0	0	0	0	459,506	459,506	11.8	0	0	0
CSO Hunters Point Annex		Navy Active	San Francisco	155	2,778,988	0	0	0	0	922	922	1,992.8	0	0	0
CSO NAS Alameda		Navy Active	Alameda	337	5,255,623	0	0	0	0	2,559	2,718	2,620.3	0	0	0

* US Locations that do not meet criteria of at least ten (10) Acres AND at least \$10M PRV. US Territories and Non-US Locations that do not meet criteria of at least ten (10) Acres OR at least \$10M PRV.

DEPARTMENT OF DEFENSE
Base Structure Report - As of 30 Sept 2009

SITE	BRAC 2005	COMPONENT	NAME NEAREST CITY	BUILDINGS						ACRES OWNED	TOTAL ACRES	PRV (\$M)	MIL	CIV	OTHER
				OWNED		LEASED		OTHER							
				COUNT	SQFT	COUNT	SQFT	COUNT	SQFT						
CSO NS Treasure Island		Navy Active	San Francisco	132	1,806,684	1	30,000	0	0	1,139	1,141	978.1	0	0	0
CSO NSY Long Beach		Navy Active	Long Beach	23	667,535	0	0	0	0	390	396	254.1	0	0	0
CSO NSY Mare Island		Navy Active	Vallejo	102	907,916	0	0	0	0	860	860	958.1	0	0	0
CSO PWC San Francisco DoD Hsg-Novato		Navy Active	Novato	6	67,406	0	0	0	0	15	15	15.6	0	0	0
Davis Communications Annex		AF Active	Davis	4	29,524	0	0	0	0	160	160	19.5	0	0	0
Defense Distribution Region West Sharpe Site		Army Active	French Camp	79	4,115,683	0	0	1	12,092	724	724	809.9	127	1	42
Defense Distribution Region West Tracy		Army Active	Tracy	58	5,414,722	1	4,850	0	0	908	908	1,072.9	4	19	1
Edwards AFB		AF Active	Lancaster	1,667	8,869,335	1	25,913	113	319,021	272,579	307,517	5,662.6	1,821	3,380	0
El Monte USARC		Army Reserve	South El Monte	4	38,348	0	0	0	0	0	11	11.6	440	14	1
Estero Bay Fuel Complex	R	Navy Active	Morro Bay	6	1,840	0	0	0	0	175	175	125.3	0	0	0
Former NAVPHIBASE Coronado		Navy Active	Coronado	159	1,750,814	0	0	166	790,366	760	762	1,124.0	427	20	0
Fort Hunter Liggett	R	Army Reserve	Jolon	290	1,080,001	0	0	1	4,386	164,261	164,261	695.5	143	192	479
Fort MacArthur FH Annex		AF Active	Long Beach	39	280,303	0	0	0	0	191	193	109.3	0	0	0
Fort Ord		Army Active	Seaside	0	0	0	0	0	0	14,159	14,159	133.4	0	0	0
Fresno Yosemite International (ANG)		AF Guard	Fresno	44	391,190	0	0	0	0	0	117	158.0	1,812	0	0
Garden Grove USARC		Army Reserve	Stanton	4	39,771	0	0	0	0	14	14	11.1	83	1	0
George AFB		AF Active	George AFB	52	553,934	0	0	0	0	3,739	4,055	721.0	0	0	0
Hayward MAP (ANG)		AF Guard	Hayward	17	148,452	0	0	0	0	0	27	48.6	71	0	0
Heroic War Dead of Oakland USARC		Army Reserve	Oakland	0	0	9	84,183	0	0	0	16	27.2	287	7	0
Holderman Hall USARC		Army Reserve	Los Angeles	3	84,052	0	0	0	0	10	10	23.1	313	23	0
Holtville Carrier LS		Navy Active	El Centro	0	0	0	0	0	0	110	110	24.7	0	0	0
Laguna Peak CA	R	Navy Active	Point Mugu	9	13,353	0	0	0	0	39	39	13.8	0	0	0
Lincoln Communication Annex		AF Active	Lincoln	2	16,264	0	0	0	0	358	358	19.6	0	0	0
Long Beach Fuel Complex		Navy Active	Long Beach	5	5,711	0	0	0	0	11	11	44.7	0	0	0
Long Beach Golf Course		Navy Active	Los Alamitos	2	27,380	0	0	10	18,307	0	254	21.7	0	0	0
Los Angeles AFB		AF Active	El Segundo	18	958,681	0	0	0	0	54	56	294.8	1,153	1,188	0
Los Angeles Air Force Annex No.4		AF Active	Carson	1	85,000	0	0	0	0	23	23	24.1	0	0	0
March AFB		AF Active	Riverside	166	365,424	1	400	0	0	1,543	1,558	285.3	35	62	0
March ARB		AF Reserve	Riverside	197	2,531,381	0	0	0	0	2,134	2,398	1,307.6	1,763	307	0
March USARC		Army Reserve	Riverside	10	79,589	0	0	0	0	74	74	20.3	531	28	1
Mare Island USARC/OMS/Marine AMSA		Army Reserve	Vallejo	6	151,221	0	0	0	0	34	34	72.4	730	31	1
Mather AFB		AF Active	Rancho Cordova	179	1,458,836	0	0	0	0	4,360	4,489	1,024.8	0	0	0
MCAGCC Twentynine Palms		MC Active	Twentynine Palms	775	5,520,888	241	806,975	635	2,779,938	605,264	605,375	3,510.4	10,858	1,217	0

* US Locations that do not meet criteria of at least ten (10) Acres AND at least \$10M PRV. US Territories and Non-US Locations that do not meet criteria of at least ten (10) Acres OR at least \$10M PRV.

DEPARTMENT OF DEFENSE
Base Structure Report - As of 30 Sept 2009

SITE	BRAC 2005	COMPONENT	NAME NEAREST CITY	BUILDINGS						ACRES OWNED	TOTAL ACRES	PRV (\$M)	MIL	CIV	OTHER
				OWNED		LEASED		OTHER							
				COUNT	SQFT	COUNT	SQFT	COUNT	SQFT						
MCAS El Toro LIFOC		MC Active	Irvine	229	2,037,951	0	0	0	0	940	940	839.0	0	0	0
MCAS Miramar		MC Active	San Diego	470	5,067,111	4	6,240	300	1,090,869	22,638	22,941	3,247.9	10,568	938	0
MCAS Tustin Carve-Out 5A, 6		MC Active	Tustin	22	313,883	0	0	0	0	81	81	138.3	0	0	0
MCB Camp Pendleton		MC Active	Camp Pendleton	1,622	15,492,141	37	52,464	2,482	10,554,523	127,159	127,186	8,243.9	43,437	6,028	2,491
McClellan AFB		AF Active	McClellan AFB	357	8,755,244	0	0	1	16,000	2,777	2,873	2,907.5	34	28	0
McClellan FH Annex		AF Active	McClellan AFB	284	644,191	0	0	0	0	7	12	106.1	0	0	0
MCLB Barstow		MC Active	Barstow	152	2,313,053	0	0	0	0	3,724	3,725	704.2	241	901	0
MCLB Barstow Yermo Area		MC Active	Barstow	87	1,669,374	0	0	0	0	1,681	1,681	693.9	0	0	0
MCRD San Diego		MC Active	San Diego	142	2,223,661	0	0	5	19,776	428	428	787.7	2,380	721	0
MCRD San Diego Former NTC		MC Active	San Diego	4	114,908	0	0	0	0	72	72	48.7	0	0	0
Military Ocean Terminal Concord		Army Active	Concord	128	351,929	0	0	0	0	6,100	6,100	323.2	4	36	3
Moffett Community Housing		Army Reserve	Mountain View	6	63,356	0	0	123	661,892	140	140	116.9	5	29	37
MTC-H Camp Roberts		Army Guard	San Miguel	736	2,907,981	0	0	0	0	42,814	42,814	984.7	311	174	276
MWTC Bridgeport		MC Active	Coleville	46	304,828	0	0	0	0	0	60,513	122.7	0	2	0
NAF El Centro		Navy Active	El Centro	192	911,771	0	0	58	145,657	1,636	1,711	680.2	671	81	0
NAS Lemoore		Navy Active	Lemoore NAS	250	3,087,980	0	0	915	3,024,283	29,823	29,823	2,434.7	3,938	472	0
NAS Moffett Field		AF Guard	Moffett Field	26	331,673	0	0	0	0	0	146	135.0	1,703	14	0
Naval Medical Center San Diego		Navy Active	San Diego	26	1,584,788	0	0	0	0	76	76	797.3	3,823	1,984	0
NAVBASE Ventura City Point Mugu	R	Navy Active	Point Mugu	510	3,362,946	0	0	357	671,621	4,484	4,484	1,851.4	1,392	1,537	0
NAVPHIBASE Seal Side		Navy Active	Coronado	31	460,231	0	0	0	0	72	329	136.7	0	0	0
NAVPMOSSP Mtn View		Navy Active	Mountain View	10	785,777	0	0	0	0	343	343	230.9	0	0	0
NAVSUPPDET Monterey		Navy Active	Monterey	70	984,605	0	0	0	0	191	192	498.9	1,838	1,501	0
NAVSUPPDET Monterey Centerville Beach		Navy Active	Ferndale	76	196,147	0	0	0	0	49	51	58.9	0	0	0
NAVSUPPDET Monterey Dixon Transmitter Fac		Navy Active	Dixon	25	78,248	0	0	0	0	1,285	1,285	52.3	0	0	0
NAVSUPPDET Monterey La Mesa Village		Navy Active	Monterey	17	90,910	0	0	254	883,831	298	299	188.6	0	0	0
NAVSUPPDET Monterey Navy School Annex		Navy Active	Monterey	32	171,498	0	0	0	0	120	128	84.1	0	0	0
NAWS China Lake	A	Navy Active	China Lake	249	1,903,470	0	0	0	0	606,885	606,926	1,566.5	592	5,158	0
NAWS China Lake Randsburg Wash Area	A	Navy Active	Trona	41	156,538	0	0	0	0	186,994	187,117	90.2	0	0	0
NB Coronado		Navy Active	San Diego	601	7,705,542	0	0	0	0	2,803	2,804	3,972.3	14,337	3,308	0
NB Coronado Camp Morena		Navy Active	Jacumba	0	0	0	0	24	42,542	0	62	14.5	0	0	0
NB Coronado Clev NF Survival Tra		Navy Active	Warner Springs	44	45,709	0	0	0	0	0	6,106	15.3	0	4	0
NB Coronado Imperial Beach		Navy Active	Imperial Beach	81	721,881	0	0	0	0	1,267	1,274	314.6	0	0	0
NB Coronado Lofgren Terrace		Navy Active	Chula Vista	0	0	0	0	53	375,010	37	37	60.5	0	0	0

* US Locations that do not meet criteria of at least ten (10) Acres AND at least \$10M PRV. US Territories and Non-US Locations that do not meet criteria of at least ten (10) Acres OR at least \$10M PRV.

DEPARTMENT OF DEFENSE
Base Structure Report - As of 30 Sept 2009

SITE	BRAC 2005	COMPONENT	NAME NEAREST CITY	BUILDINGS						ACRES OWNED	TOTAL ACRES	PRV (\$M)	MIL	CIV	OTHER
				OWNED		LEASED		OTHER							
				COUNT	SQFT	COUNT	SQFT	COUNT	SQFT						
NB Coronado Silver Strand		Navy Active	Imperial Beach	9	74,038	0	0	0	0	549	549	32.8	0	0	0
NB Point Loma		Navy Active	San Diego	131	882,557	0	0	0	0	334	336	526.5	4,367	4,332	15
NB Point Loma Admiral Hartman Housing 1		Navy Active	San Diego	0	0	0	0	92	150,343	46	46	42.5	0	0	0
NB Point Loma Admiral Hartman Housing 2		Navy Active	San Diego	0	0	0	0	56	90,881	54	54	14.1	0	0	0
NB Point Loma Admiral Hartman Housing 3		Navy Active	San Diego	0	0	0	0	288	488,696	54	54	75.6	0	0	0
NB Point Loma C3F Complex		Navy Active	San Diego	14	272,439	0	0	0	0	91	91	116.4	0	0	0
NB Point Loma Chesterton Hsg		Navy Active	San Diego	1	6,863	0	0	435	810,605	144	144	148.1	0	0	0
NB Point Loma Fleet ASW		Navy Active	San Diego	39	907,699	0	0	0	0	66	66	360.7	0	195	0
NB Point Loma Fuel Farm		Navy Active	San Diego	63	83,502	0	0	0	0	206	206	201.6	0	0	0
NB Point Loma Old Town		Navy Active	San Diego	13	916,665	0	0	0	0	47	47	428.1	0	0	0
NB Point Loma SPAWARSYSCEN		Navy Active	San Diego	256	1,510,830	0	0	0	0	500	501	723.0	0	0	0
NB San Diego		Navy Active	San Diego	178	2,660,304	0	0	4	26,572	837	856	2,350.1	14,447	6,330	4
NB San Diego Bayview Hills Housing		Navy Active	San Diego	1	5,500	0	0	199	1,622,259	162	162	264.2	0	0	0
NB San Diego Broadway Complex		Navy Active	San Diego	8	768,797	0	0	0	0	20	22	192.8	0	0	0
NB San Diego Chollas Heights Hsg		Navy Active	San Diego	0	0	0	0	91	556,930	78	78	94.2	0	0	0
NB San Diego Dryside		Navy Active	San Diego	124	2,620,950	0	0	1	194,222	288	288	887.7	0	0	0
NB San Diego Eucalyptus Housing		Navy Active	San Diego	0	0	0	0	57	487,888	41	41	75.5	0	0	0
NB San Diego Home Terrace Condos		Navy Active	San Diego	0	0	0	0	27	126,482	10	10	20.6	0	0	0
NB San Diego Howard Gilmore		Navy Active	La Mesa	0	0	0	0	49	626,117	38	38	108.5	0	0	0
NB San Diego Mission Gorge		Navy Active	San Diego	15	28,606	0	0	0	0	448	448	29.5	0	0	0
NB San Diego Murphy Canyon		Navy Active	San Diego	4	30,360	0	0	1,087	4,454,900	733	733	814.7	0	0	0
NB San Diego National City		Navy Active	National City	2	208,516	0	0	0	0	56	56	39.4	0	0	0
NB San Diego Pomerado Terrace		Navy Active	San Diego	0	0	0	0	23	263,281	52	52	43.6	0	0	0
NB San Diego Terrace View Villas		Navy Active	San Diego	0	0	0	0	65	243,956	17	17	39.0	0	0	0
NG Hammer Field		Army Guard	Fresno	4	96,727	0	0	0	0	15	15	27.2	430	41	8
NG Sacramento Mather		Army Guard	Mather AFB	8	92,228	0	0	1	5,200	30	30	47.0	142	51	0
NG TS AFRC Los Alamitos		Army Guard	Los Alamitos	193	1,470,460	0	0	0	0	2,714	2,714	572.8	2,630	165	465
Norwalk 2		AF Reserve	Norwalk	9	7,767	0	0	0	0	47	55	173.5	0	0	0
Norwalk Fuel Complex		Navy Active	Norwalk	1	676	0	0	0	0	17	18	33.2	0	0	0
NOSC Alameda		Navy Reserve	Alameda	5	88,374	0	0	0	0	15	15	26.2	691	3	0
NOSC LA		Navy Active	Los Angeles	7	131,548	0	0	0	0	0	23	38.1	665	0	0
NOSC LA N62103		Navy Active	Los Angeles	6	142,462	0	0	0	0	11	11	39.7	0	0	0
NOSC Sacramento		Navy Reserve	Sacramento	4	47,290	0	0	0	0	20	20	14.8	578	4	0

* US Locations that do not meet criteria of at least ten (10) Acres AND at least \$10M PRV. US Territories and Non-US Locations that do not meet criteria of at least ten (10) Acres OR at least \$10M PRV.

DEPARTMENT OF DEFENSE
Base Structure Report - As of 30 Sept 2009

SITE	BRAC 2005	COMPONENT	NAME NEAREST CITY	BUILDINGS						ACRES OWNED	TOTAL ACRES	PRV (\$M)	MIL	CIV	OTHER
				OWNED		LEASED		OTHER							
				COUNT	SQFT	COUNT	SQFT	COUNT	SQFT						
NS Long Beach		Navy Active	Long Beach	2	412	0	0	0	0	776	776	57.9	40	0	0
NTC and Fort Irwin		Army Active	Fort Irwin	601	4,102,471	1	1	953	3,856,965	636,181	636,320	2,704.7	4,954	741	5,243
NWS Seal Beach		Navy Active	Seal Beach	301	1,914,307	0	0	38	453,117	5,023	5,023	888.3	333	391	0
NWS Seal Beach Corona		Navy Active	Norco	54	437,994	0	0	0	0	590	590	185.4	0	974	0
NWS Seal Beach Det Concord	R	Navy Active	Concord	337	1,503,937	0	0	0	0	4,472	5,206	674.7	0	0	0
NWS Seal Beach Fallbrook California		Navy Active	Fallbrook	269	1,053,481	0	0	7	13,953	8,851	8,851	472.7	0	37	0
Onizuka AFB		AF Active	Sunnyvale	20	612,595	0	0	0	0	23	23	195.5	11	143	0
Ord Military Community		Army Active	Seaside	53	590,524	0	0	898	2,162,002	873	873	640.3	0	0	0
Ozol Defense Fuel Support Point		AF Active	Martinez	4	4,494	0	0	0	0	54	75	127.4	0	0	0
Parks Reserve Forces Training Area	R	Army Reserve	Dublin	102	1,020,871	0	0	122	280,290	2,468	2,468	365.2	1,029	117	586
Patton Hall USARC		Army Reserve	Bell	4	154,235	0	0	0	0	21	21	41.5	774	23	5
Pillar Point AFS		AF Active	Half Moon Bay	14	26,020	0	0	0	0	55	55	13.1	0	0	0
Point Arena AFS		AF Active	Point Arena	47	92,706	0	0	0	0	74	83	33.3	0	0	0
Port Hueneme	R	Navy Active	Port Hueneme	415	4,893,856	47	375,248	196	725,084	1,793	1,793	2,034.5	3,452	2,936	0
Presidio Of Monterey		Army Active	Monterey	140	1,818,231	2	55,809	76	193,285	392	392	693.1	4,422	1,875	2,186
Riverbank AAP	C	Army Active	Riverbank	121	754,975	0	0	0	0	172	172	292.9	0	4	242
Sacramento Army Depot		Army Active	Sacramento	5	9,470	0	0	0	0	48	48	16.4	0	0	0
San Clemente		Navy Active	San Clemente Nav Res I	204	495,183	0	0	0	0	36,206	36,206	344.1	0	0	0
San Diego ANGS		AF Guard	San Diego	2	31,816	0	0	0	0	0	24	10.5	207	0	0
San Nicolas Island	R	Navy Active	San Nicolas Island	142	398,541	0	0	0	0	13,370	13,370	382.9	0	0	0
San Pedro Fuel Depot		Navy Active	Los Angeles	27	33,888	0	0	0	0	269	272	184.7	0	0	0
Santa Cruz Island	R	Navy Active	Goleta	9	13,883	0	0	0	0	0	11	21.2	0	0	0
SAT COM		Army Active	San Miguel	16	46,297	2	16,500	0	0	23	23	23.7	57	0	80
Sepulveda National Guard Station		AF Guard	Los Angeles	13	85,839	0	0	0	0	0	26	26.2	205	0	0
Sierra Army Depot	R	Army Active	Herlong Sierra Ord-D	1,022	5,181,179	0	0	0	0	36,096	36,096	1,866.1	1	886	584
Silas B. Hays		Army Active	Seaside	1	369,662	0	0	0	0	24	24	109.9	0	0	0
Skaggs Island		Navy Active	Skaggs Island	107	237,753	0	0	0	0	3,309	3,309	121.8	0	0	0
Travis AFB		AF Active	Fairfield	401	6,446,422	148	441,593	0	0	5,130	6,495	3,862.7	6,379	1,274	0
Travis Water System Annex #2		AF Active	Fairfield	12	23,421	0	0	0	0	206	206	18.2	0	0	0
Tulelake Radar Site		AF Active	Newell	4	17,140	0	0	0	0	0	928	24.5	0	0	0
Tustin USARC		Army Reserve	Irvine	2	42,213	0	0	0	0	15	15	12.3	610	12	30
USMCB Camp Pendleton		Army Reserve	Camp Pendleton	4	32,882	0	0	0	0	11	11	10.2	252	6	5
Vandenberg AFB		AF Active	Lompoc	640	6,491,282	9	32,907	3	64,506	98,415	118,312	3,591.1	2,707	1,124	0
* OTHER SITE(S) : 225				1,525	6,913,610	21	538,217	515	2,230,682	335,583	401,606	3,628.8	8,948	490	194
California Total:				20,293	177,375,643	525	2,471,300	10,781	41,538,330	3,812,558	4,005,947	92,827.3	170,853	52,177	13,003

* US Locations that do not meet criteria of at least ten (10) Acres AND at least \$10M PRV. US Territories and Non-US Locations that do not meet criteria of at least ten (10) Acres OR at least \$10M PRV.

DEPARTMENT OF DEFENSE
Base Structure Report - As of 30 Sept 2009

SITE	BRAC 2005	COMPONENT	NAME NEAREST CITY	BUILDINGS						ACRES OWNED	TOTAL ACRES	PRV (\$M)	MIL	CIV	OTHER
				OWNED		LEASED		OTHER							
				COUNT	SQFT	COUNT	SQFT	COUNT	SQFT						
Colorado															
Buckley AFB		AF Active	Aurora	182	3,019,125	0	0	0	0	3,399	4,239	1,110.1	3,606	448	0
Buckley Annex		AF Reserve	Denver	4	637,903	0	0	0	0	72	72	163.4	0	0	0
Cheyenne Mountain AFS		AF Active	Colorado Spgs	51	422,236	0	0	0	0	499	567	201.1	337	99	0
Fort Carson	R	Army Active	Colorado Spgs	757	10,866,459	1	315	1,774	4,400,107	134,633	137,790	4,544.6	22,813	1,814	3,884
Fort Carson Weapons Range		AF Guard	Colorado Spgs	5	12,224	0	0	0	0	0	3,110	14.5	0	0	0
Greeley ANGCS		AF Guard	Greeley	6	59,125	0	0	0	0	0	17	18.5	0	0	0
Joe P Martinez USARC/AMSA #100		Army Reserve	Denver	3	82,127	0	0	0	0	20	20	20.6	359	12	4
NG Firestone		Army Guard	Longmont	4	81,510	0	0	0	0	11	11	20.8	132	37	0
NOSC Denver		Navy Reserve	Lakewood	4	110,004	0	0	0	0	0	15	29.0	237	3	0
Peterson AFB		AF Active	Colorado Spgs	160	3,162,883	36	338,788	0	0	218	1,457	1,144.2	2,869	1,916	1
Pinon Canyon		Army Active	Model	23	68,675	0	0	0	0	235,896	235,896	77.5	0	6	21
Pueblo Chemical Depot		Army Active	Pueblo	1,120	5,481,429	0	0	0	0	23,122	23,122	1,557.1	2	322	595
Rocky Mountain Arsenal		Army Active	Commerce City	26	355,724	0	0	0	0	3,781	3,911	178.9	0	0	345
Schriever AFB		AF Active	Colorado Spgs	58	1,899,877	0	0	0	0	3,202	5,634	637.9	1,654	546	0
USAF Academy		AF Active	Air Force Academy	227	5,754,601	0	0	0	0	44,230	53,276	2,905.1	1,709	1,453	0
USAF Academy Auxiliary Airfield		AF Active	Calhan	1	1,651	0	0	0	0	0	197	12.6	0	0	0
William T. Fitzsimons USARC		Army Reserve	Aurora	4	135,173	0	0	0	0	21	21	35.6	760	13	0
* OTHER SITE(S) : 71				156	803,202	5	94,453	2	18,472	860	8,347	712.2	2,162	29	0
Colorado Total:				2,791	32,953,928	42	433,556	1,776	4,418,579	449,964	477,702	13,383.9	36,640	6,698	4,850
Connecticut															
Berry-Rosenblatt AFRC		Army Reserve	West Hartford	2	163,763	0	0	0	0	12	12	43.2	714	9	0
BG John W Middleton USARC		Army Reserve	East Windsor	5	66,120	0	0	0	0	23	25	19.5	190	11	0
Bradley IAP		AF Guard	Windsor Locks	32	316,735	0	0	0	0	0	148	125.1	51	0	0
NAVSUBASE New London		Navy Active	Groton	239	2,658,117	0	0	14	23,187	686	687	1,425.1	8,421	840	0
NAVSUBASE New London Conning Towers		Navy Active	Groton	4	27,495	0	0	79	220,200	50	50	52.5	0	0	0
NAVSUBASE New London Dolphin Gardens		Navy Active	Groton	1	47,779	0	0	0	0	40	40	14.5	0	0	0
NAVSUBASE New London Nautilus Park 1st Inc		Navy Active	Groton	1	18,018	0	0	500	660,563	50	50	125.6	0	0	0
NAVSUBASE New London Nautilus Park 2nd Inc		Navy Active	Groton	0	0	0	0	263	647,714	142	142	114.7	0	0	0
NAVSUBASE New London Nautilus Park 3rd Inc		Navy Active	Groton	2	29,611	0	0	1	5,421	115	115	15.9	0	0	0

* US Locations that do not meet criteria of at least ten (10) Acres AND at least \$10M PRV. US Territories and Non-US Locations that do not meet criteria of at least ten (10) Acres OR at least \$10M PRV.

DEPARTMENT OF DEFENSE
Base Structure Report - As of 30 Sept 2009

SITE	BRAC 2005	COMPONENT	NAME NEAREST CITY	BUILDINGS						ACRES OWNED	TOTAL ACRES	PRV (\$M)	MIL	CIV	OTHER
				OWNED		LEASED		OTHER							
				COUNT	SQFT	COUNT	SQFT	COUNT	SQFT						
NAVSUBASE New London Polaris Park		Navy Active	Groton	23	26,254	0	0	68	373,001	52	52	65.9	0	0	0
NAVSUBASE New London Trident Park		Navy Active	Groton	1	400	0	0	154	605,514	85	86	100.9	0	0	0
NG AASF Windsor Locks		Army Guard	Windsor Locks	14	153,534	0	0	0	0	32	32	54.5	175	45	1
NWIRP Bloomfield		Navy Active	Bloomfield	6	93,031	0	0	0	0	85	85	55.6	0	0	0
Orange ANG Communications Station		AF Guard	New Haven	4	60,673	0	0	0	0	21	29	19.5	323	0	0
Stratford Army Engine Plant		Army Active	Stratford	42	1,618,526	0	0	0	0	124	124	401.9	0	0	0
* OTHER SITE(S) : 23				21	274,878	12	49,865	2	4,440	93	127	84.7	886	41	0
Connecticut Total:				397	5,554,933	12	49,865	1,081	2,540,040	1,608	1,803	2,719.0	10,760	946	1
<u>Delaware</u>															
Dover AFB		AF Active	Dover	200	3,556,806	0	0	5	48,783	3,218	3,824	1,697.6	3,302	745	0
New Castle County Airport		AF Guard	Newport	36	289,898	0	0	0	0	0	80	104.5	1,877	0	0
NG River Road Training Site		Army Guard	New Castle	39	160,804	0	0	1	1	227	227	33.8	90	52	14
* OTHER SITE(S) : 11				17	129,284	3	7,400	0	0	28	29	36.2	909	13	0
Delaware Total:				292	4,136,792	3	7,400	6	48,784	3,474	4,161	1,872.1	6,178	810	14
<u>District of Columbia</u>															
Bellevue		Navy Active	Washington, DC	190	314,976	0	0	0	0	60	60	52.9	0	0	0
Bolling AFB	R	AF Active	Washington, DC	124	2,941,005	0	0	1	448,000	607	607	943.6	1,562	746	0
Fort Lesley J McNair		Army Active	Washington, DC	61	1,500,749	0	0	0	0	107	107	418.2	857	525	185
Naval Research Lab		Navy Active	Washington, DC	90	2,520,487	0	0	0	0	131	133	1,033.8	0	2,605	0
NDept Potomac Annex		Navy Active	Washington, DC	16	186,212	0	0	0	0	12	12	50.3	0	0	0
NS Anacostia		Navy Active	Washington, DC	61	1,058,960	0	0	0	0	299	351	497.6	2,751	467	0
NSA North Potomac		Navy Active	Washington, DC	36	174,686	0	0	0	0	72	72	70.2	0	11	0
NSA Washington		Navy Active	Washington, DC	83	3,216,736	0	0	1	12,304	78	78	1,119.9	7,293	10,602	1
Walter Reed AMC Main Post	C	Army Active	Washington, DC	47	4,539,725	1	5,040	9	43,488	113	113	1,403.5	2,611	2,781	2,510
* OTHER SITE(S) : 17				16	222,556	10	237,485	0	0	29	37	210.4	933	420	0
District of Columbia Total:				724	16,676,093	11	242,525	11	503,792	1,508	1,569	5,800.3	16,007	18,157	2,696
<u>Florida</u>															
4th MARDIV Jacksonville Maint		MC Reserve	Jacksonville	2	41,547	0	0	0	0	111	111	10.1	0	0	0
Arbuckle Airfield		AF Active	Avon Park	40	251,696	0	0	0	0	5,145	5,147	156.5	0	0	0
Avon Park AF Range		AF Active	Avon Park	6	6,163	0	0	0	0	100,929	100,929	36.5	0	29	0
C. Lovejoy USARC/AMSA #53(G)		Army Reserve	Tampa	4	49,520	0	0	0	0	14	14	11.9	572	27	2

* US Locations that do not meet criteria of at least ten (10) Acres AND at least \$10M PRV. US Territories and Non-US Locations that do not meet criteria of at least ten (10) Acres OR at least \$10M PRV.

DEPARTMENT OF DEFENSE
Base Structure Report - As of 30 Sept 2009

SITE	BRAC 2005	COMPONENT	NAME NEAREST CITY	BUILDINGS						ACRES OWNED	TOTAL ACRES	PRV (\$M)	MIL	CIV	OTHER
				OWNED		LEASED		OTHER							
				COUNT	SQFT	COUNT	SQFT	COUNT	SQFT						
Camp Blanding		AF Guard	Starke	24	131,675	0	0	0	0	0	219	28.9	4	0	0
Cape Canaveral AFS		AF Active	Cape Canaveral AFS	581	3,934,936	0	0	0	0	15,375	16,239	1,437.4	419	206	0
Corry Station		Navy Active	Pensacola	113	1,775,291	0	0	100	267,610	673	674	588.7	39	1	0
CSO NAS Cecil Field FL		Navy Active	Cecil Field	32	246,168	0	0	0	0	415	415	521.6	0	0	0
CSO NTC Orlando NTC Annex		Navy Active	Orlando	100	690,966	0	0	0	0	704	704	170.5	0	0	0
Cudjoe Key AFS		AF Active	Perky	8	15,832	0	0	0	0	65	69	14.3	0	0	0
Dania Beach (Lauderdale)		Navy Active	Dania	12	30,739	0	0	0	0	0	10	14.4	0	0	0
Destin Moreno Point		Army Active	Destin	22	59,052	0	0	0	0	14	14	13.5	0	0	0
Eglin AFB		AF Active	Valparaiso	1,708	10,090,885	0	0	15	195,480	436,035	453,594	3,913.3	6,765	3,543	0
Eglin AFB Auxiliary Field #3		AF Active	Crestview	291	1,285,655	0	0	6	70,512	1,348	1,348	948.2	11	25	0
Eglin AFB Auxiliary Field #6		AF Active	Ft Walton Beach	55	190,430	0	0	5	18,379	629	629	139.5	24	81	0
Homestead AFB		AF Reserve	Homestead	1	93,202	0	0	0	0	12	12	16.7	36	1	0
Homestead ARB		AF Reserve	Homestead	121	1,004,335	0	0	0	0	1,943	2,311	563.5	121	229	0
Hurlburt Field		AF Active	Mary Esther	547	4,799,306	76	450,404	1	200	6,634	6,634	1,584.9	7,466	902	0
Jacksonville IAP		AF Guard	Callahan	38	341,097	0	0	0	0	0	342	110.5	1,825	0	0
LTC Luis E. Martinez USARC		Army Reserve	Miami-Dade	2	82,720	0	0	0	0	28	28	19.5	889	22	2
Lynn Haven Defense Fuel Sup		AF Active	Lynn Haven	8	12,631	0	0	0	0	203	203	47.5	0	0	0
MacDill AFB		AF Active	Tampa	318	4,439,236	0	0	3	76,866	5,633	5,866	1,756.3	4,513	1,361	0
Malabar Transmitter Annex		AF Active	Palm Bay	9	35,208	0	0	0	0	640	640	12.4	0	0	0
MCSF Blount Island		MC Active	Jacksonville	42	553,155	0	0	0	0	902	1,056	270.9	84	238	0
NAS Jacksonville		Navy Active	Jacksonville	480	7,208,341	2	90,000	175	512,323	3,842	3,881	2,807.9	7,899	7,320	8
NAS Jacksonville - Yellow Water Housing		Navy Active	Jacksonville	4	6,193	0	0	40	260,240	254	254	43.5	0	0	0
NAS Key West		Navy Active	Stock Island	126	723,800	0	0	3	3,216	3,977	4,734	642.6	1,160	0	0
NAS Key West Dredgers Key-Sigsbee		Navy Active	Key West	44	313,942	0	0	237	951,634	352	352	296.6	0	0	0
NAS Key West Fleming Key Magazine		Navy Active	Key West	31	53,348	0	0	0	0	322	323	38.7	0	0	0
NAS Key West Peary Court		Navy Active	Key West	1	8,198	0	0	49	215,266	28	28	44.8	0	0	0
NAS Key West Truman Annex		Navy Active	Key West	38	349,852	0	0	38	114,832	159	233	231.2	0	144	0
NAS Key West Trumbo Point Annex		Navy Active	Key West	23	209,810	0	0	65	195,223	129	137	266.8	0	0	0
NAS Pensacola		Navy Active	Pensacola	396	6,421,211	0	0	138	641,678	5,540	5,761	2,373.9	10,798	2,140	0
NAS Pensacola Mariner Housing		Navy Active	Pensacola	0	0	300	354,732	0	0	0	147	49.4	0	0	0
NAS Whiting Field Milton		Navy Active	Milton	131	1,023,580	0	0	0	0	3,533	3,914	646.0	26	88	0
Naval Hospital Key West		Navy Active	Key West	4	16,739	0	0	6	9,239	15	15	44.8	0	0	0
NOLF Choctaw		Navy Active	Navarre	5	15,132	0	0	0	0	0	1,450	96.1	0	0	0
NOLF Holley		Navy Active	Navarre	1	1,024	0	0	0	0	698	698	40.2	0	0	0

* US Locations that do not meet criteria of at least ten (10) Acres AND at least \$10M PRV. US Territories and Non-US Locations that do not meet criteria of at least ten (10) Acres OR at least \$10M PRV.

DEPARTMENT OF DEFENSE
Base Structure Report - As of 30 Sept 2009

SITE	BRAC 2005	COMPONENT	NAME NEAREST CITY	BUILDINGS						ACRES OWNED	TOTAL ACRES	PRV (\$M)	MIL	CIV	OTHER
				OWNED		LEASED		OTHER							
				COUNT	SQFT	COUNT	SQFT	COUNT	SQFT						
NOLF Santa Rosa		Navy Active	Milton	2	1,517	0	0	0	0	738	738	40.7	0	0	0
NOLF Spencer		Navy Active	Pace	3	4,129	0	0	0	0	640	640	23.0	0	0	0
NOSC Miami		Navy Reserve	Hialeah	2	59,605	0	0	0	0	20	20	14.9	472	2	0
NOTU Cape Canaveral		Navy Active	Cape Canaveral	0	0	0	0	72	435,373	0	250	254.4	0	52	0
NS Mayport		Navy Active	Jacksonville	268	2,146,789	1	12,642	337	880,014	3,002	3,230	1,371.7	3,999	427	0
NS Mayport FISC		Navy Active	Jacksonville	30	38,634	0	0	0	0	181	181	96.4	0	999	3
NS Mayport Ribault Bay Village		Navy Active	Atlantic Beach	1	16,240	0	0	116	560,164	158	158	86.9	0	0	0
NSA Orlando		Navy Active	Orlando	4	233,557	2	51,872	0	0	41	41	85.7	0	20	0
NSA Panama City		Navy Active	Panama City	176	1,212,940	17	98,565	38	90,029	622	669	486.0	172	1,404	0
OLF Bronson		Navy Active	Pensacola	23	11,405	0	0	0	0	967	1,098	27.2	0	0	0
OLF Whitehouse		Navy Active	Jacksonville	8	11,317	0	0	0	0	1,908	2,565	42.3	0	0	0
Orlando ASF 49		Army Reserve	Orlando	3	28,813	0	0	0	0	34	34	17.2	0	0	0
Patrick AFB		AF Active	Patrick AFB	279	3,154,524	0	0	0	0	2,089	2,324	1,018.5	1,192	1,262	0
Pinecastle E.W. Range		Navy Active	Altoona	12	6,775	0	0	0	0	0	5,900	11.4	0	0	0
Pinellas Park AFRC		Army Reserve	Pinellas Park	5	236,677	0	0	0	0	58	58	54.9	830	27	27
Saufley Field		Navy Active	Pensacola	73	703,500	0	0	1	4,072	882	895	348.4	19	0	0
Sp Forces Site Key West		Army Active	Key West	10	75,906	0	0	0	0	24	24	28.5	0	0	0
St Pete/Clearwater ASF		Army Reserve	Clearwater	3	37,693	0	0	0	0	28	30	10.7	183	29	11
Taft USARC		Army Reserve	Orlando	5	168,876	0	0	0	0	40	40	34.5	1,039	38	13
Tyndall AFB		AF Active	Panama City	455	3,922,144	0	0	10	61,908	27,348	28,824	1,630.5	3,922	725	0
US Army Garrison-Miami		Army Active	Miami	0	0	0	0	7	227,485	0	34	46.1	119	344	559
Whiting Pines		Navy Active	Milton	3	10,205	0	0	279	414,742	0	98	69.4	0	0	0
* OTHER SITE(S) : 125				155	1,035,400	35	582,860	41	364,893	6,447	19,050	518.6	6,707	169	11
Florida Total:				6,888	59,629,261	433	1,641,075	1,782	6,571,378	641,526	686,033	26,327.8	61,305	21,855	636
Georgia															
Air Force Plant 6		AF Active	Marietta	94	6,464,943	0	0	0	0	755	755	1,279.3	0	0	0
Athens USARC		Army Reserve	Athens	4	52,096	0	0	0	0	13	13	10.3	175	3	0
Camp Frank D. Merrill, Dahlonega		Army Active	Dahlonega	49	140,189	0	0	0	0	0	289	34.3	251	5	32
Decatur USARC		Army Reserve	Decatur	1	85,680	0	0	0	0	11	11	17.4	1,312	21	1
Dobbins AFB	C	Navy Active	Dobbins AFB	12	74,019	0	0	0	0	0	37	33.6	84	0	0
Dobbins ARB		AF Reserve	Marietta	89	1,003,703	0	0	0	0	1,666	1,913	437.6	319	262	0
Dobbins USARC/ASF		Army Reserve	Marietta	5	42,727	0	0	0	0	24	24	11.5	94	7	9
Fort Benning GA	R	Army Active	Fort Benning	1,209	14,390,259	0	0	2,045	6,284,536	178,193	178,199	6,085.7	31,267	2,691	7,319
Fort Gillem	C	Army Active	Forest Park	152	5,775,397	0	0	5	9,275	1,531	1,531	1,005.5	2,941	530	1,511
Fort Gordon		Army Active	Augusta	561	7,780,893	0	0	459	1,445,488	55,597	55,597	2,531.5	14,360	2,235	5,170
Fort Gordon Recreation Area		Army Active	Augusta	24	47,547	0	0	0	0	0	909	13.5	0	0	0

* US Locations that do not meet criteria of at least ten (10) Acres AND at least \$10M PRV. US Territories and Non-US Locations that do not meet criteria of at least ten (10) Acres OR at least \$10M PRV.

DEPARTMENT OF DEFENSE
Base Structure Report - As of 30 Sept 2009

SITE	BRAC 2005	COMPONENT	NAME NEAREST CITY	BUILDINGS						ACRES OWNED	TOTAL ACRES	PRV (\$M)	MIL	CIV	OTHER
				OWNED		LEASED		OTHER							
				COUNT	SQFT	COUNT	SQFT	COUNT	SQFT						
Fort McPherson	C	Army Active	Atlanta	218	2,207,304	0	0	3	4,697	487	487	499.4	2,093	1,940	2,405
Fort Stewart		Army Active	Fort Stewart	1,272	8,257,329	0	0	1,026	5,123,720	279,270	279,271	3,794.1	17,024	1,764	3,754
Glynco ANGS		AF Guard	Brunswick	5	68,731	0	0	0	0	0	14	14.4	0	0	0
Hunter ANGS #2		AF Guard	Savannah	13	63,778	0	0	0	0	0	18	13.3	321	0	0
Hunter Army Airfield		Army Active	Savannah	310	3,428,739	0	0	353	1,154,745	5,372	5,654	1,351.7	5,939	415	1,526
MCLB Albany		MC Active	Albany	218	5,624,301	0	0	160	327,508	3,619	3,619	1,211.6	980	7,005	0
MCLB Albany Housing Area #1		MC Active	Albany	185	358,952	0	0	0	0	78	78	44.1	0	0	0
Moody AFB		AF Active	Moody AFB	334	2,641,141	0	0	0	0	5,094	5,497	906.7	4,518	386	0
NAS Atlanta	C	Navy Active	Marietta	73	389,655	0	0	0	0	107	107	150.0	1,375	36	0
NAVSUBASE Kings Bay		Navy Active	Kings Bay	373	4,688,441	0	0	166	857,760	14,465	16,616	2,580.9	3,911	1,673	0
NG Dobbins ARB		Army Guard	Marietta	9	118,937	0	0	0	0	22	22	29.6	285	99	84
NOSC-MCRC Atlanta		Navy Active	Marietta	2	93,301	0	0	0	0	0	18	22.1	637	0	0
NSA Athens	C	Navy Active	Athens	64	323,220	0	0	0	0	58	58	101.2	228	42	0
Robins AFB		AF Active	Robins AFB	491	13,220,121	0	0	1	34,500	6,779	6,935	3,585.9	6,637	11,727	0
Savannah/Hilton Head IAP		AF Guard	Garden City	69	616,021	0	0	0	0	0	290	172.3	1,814	0	0
VTS Catoosa		Army Guard	Tunnel Hill	36	77,326	0	0	0	0	1,627	1,627	28.2	11	3	8
* OTHER SITE(S) : 46				166	653,882	11	116,022	50	153,663	12,304	12,747	208.8	4,337	125	61
Georgia Total:				6,038	78,688,631	11	116,022	4,268	15,395,892	567,072	572,334	26,174.4	100,913	30,969	21,880

Guam

Agana		Navy Active	Agana	1	220	0	0	0	0	1	10	35.8	0	0	0
Andersen Administration Annex		AF Active	Yigo	130	755,018	0	0	0	0	1,969	2,024	382.7	0	0	0
Andersen AFB		AF Active	Yigo	1,327	5,723,048	0	0	0	0	11,093	11,096	6,165.3	2,453	431	0
Andersen AFB		Navy Active	Andersen AB	13	59,492	0	0	2	668	0	0	117.1	0	0	0
Andersen AFB VOR Annex		AF Active	Dededo	0	0	0	0	0	0	0	0	3.1	0	0	0
Andersen AFS		AF Active	Yigo	6	16,773	0	0	0	0	32	32	22.0	0	0	0
Andersen Communications Annex #2		AF Active	Barrigada	0	0	0	0	0	0	432	432	10.6	0	0	0
Andersen FH Annex #1		AF Active	Dededo	0	0	0	0	0	0	102	102	1.2	0	0	0
Andersen FH Annex #4		AF Active	Dededo	1	266	0	0	0	0	408	408	18.3	0	0	0
Andersen Petrol Product Storage Annex #1		AF Active	Dededo	2	1,768	0	0	0	0	19	19	250.5	0	0	0
Andersen Petrol Product Storage Annex #2		AF Active	Tamuning	10	24,855	0	0	0	0	64	64	169.1	0	0	0
Andersen Water Supply Annex		AF Active	Tamuning	2	384	0	0	0	0	8	8	9.3	0	0	0
CSO NAS Agana Guam		Navy Active	Agana	417	1,182,979	0	0	1	10,600	0	0	1,280.7	4	0	0
Dandan		Navy Active	Agana	6	24,616	0	0	0	0	78	78	21.3	0	0	0
GLUP 94 BRAC IV		Navy Active	Agana	18	43,169	0	0	0	0	0	0	39.5	0	0	0

* US Locations that do not meet criteria of at least ten (10) Acres AND at least \$10M PRV. US Territories and Non-US Locations that do not meet criteria of at least ten (10) Acres OR at least \$10M PRV.

DEPARTMENT OF DEFENSE
Base Structure Report - As of 30 Sept 2009

SITE	BRAC 2005	COMPONENT	NAME NEAREST CITY	BUILDINGS						ACRES OWNED	TOTAL ACRES	PRV (\$M)	MIL	CIV	OTHER
				OWNED		LEASED		OTHER							
				COUNT	SQFT	COUNT	SQFT	COUNT	SQFT						
Guam US Army Reserve Center		Army Reserve	Agana	6	59,936	0	0	0	0	20	20	39.2	468	8	0
Naval Hospital		Navy Active	Agana	2	111,282	0	0	0	0	26	26	73.5	0	0	0
NAVBASE Guam		Navy Active	Agana	990	4,846,290	0	0	0	0	27,344	27,578	6,925.7	2,256	595	0
NAVBASE Guam Apra Heights		Navy Active	Apra	97	394,657	0	0	0	0	0	3	213.3	0	0	0
NAVBASE Guam Barrigada		Navy Active	Barrigada	28	156,040	0	0	0	0	1,366	1,417	201.5	0	0	0
NAVBASE Guam Finegayan		Navy Active	Finegayan	299	1,119,903	0	0	0	0	5,373	5,456	823.5	0	66	0
NAVBASE Guam Finegayan, South		Navy Active	Finegayan	0	0	0	0	0	0	733	733		0	0	0
NAVBASE Guam Harmon		Navy Active	Dededo	1	220	0	0	0	0	8	26	0.5	0	0	0
NAVBASE Guam Magazine Reservoir, Naval Magazine		Navy Active	Santa Rita	0	0	0	0	0	0	10	10		0	0	0
NAVBASE Guam Marbo		Navy Active	Mangilao	0	0	0	0	0	0	0	45	4.8	0	0	0
NAVBASE Guam Naval Magazine		Navy Active	Santa Rita	212	672,105	0	0	0	0	8,439	8,457	1,289.6	0	7	0
NAVBASE Guam Talofoto		Navy Active	Talofoto	0	0	0	0	0	0	13	13	0.0	0	0	0
NAVBASE Guam Tiyan		Navy Active	Agana	1	895	0	0	0	0	0	22	2.4	0	0	0
NAVHOSP Guam		Navy Active	Naval Supply Depot	22	361,290	0	0	0	0	94	94	322.4	0	105	0
NG Fort Juan Muna		Army Guard	Barrigada	38	93,707	0	0	0	0	15	15	48.4	358	0	37
NG Guam Barrigada Complex		Army Guard	Barrigada	4	111,244	0	0	0	0	51	51	71.7	788	0	26
Nimitz Hill		Navy Active	Nimitz Hill	81	231,233	0	0	0	0	211	283	148.0	0	0	0
Northwest Guam AFB		AF Active	Dededo	12	59,914	0	0	0	0	4,378	4,378	743.4	0	0	0
Sasa Valley		Navy Active	Piti	32	16,857	0	0	0	0	421	432	233.1	0	0	0
Tanguisson Point		Navy Active	Dededo	1	29,205	0	0	0	0	27	27	108.0	0	0	0
Tenjo Vista		Navy Active	Piti	8	2,201	0	0	0	0	0	0	80.0	0	0	0
Tiyan Ofha BRAC IV		Navy Active	Agana	2	9,693	0	0	0	0	0	0	10.4	0	0	0
* OTHER SITE(S) : 4				0	0	1	157	0	0	13	13	0.7	24	0	0
Guam Total:				3,769	16,109,260	1	157	3	11,268	62,748	63,371	19,866.5	6,351	1,212	63

Hawaii

Aiea		Navy Active	Aiea	22	28,878	0	0	271	497,777	91	91	314.5	0	0	0
Aliamanu Military Reservation		Army Active	Honolulu	101	285,433	0	0	763	3,148,796	660	667	1,145.6	0	0	78
Barking Sands Communications Station		AF Guard	Kekaha	4	31,016	0	0	0	0	0	11	22.6	253	0	0
Bellows AFS		AF Active	Kailua	97	142,139	0	0	0	0	409	486	170.8	28	10	0
CSO Barbers Point HI		Navy Active	Barbers Point	0	0	0	0	0	0	1,116	1,246	110.1	0	0	0
Dillingham Mil Res		Army Active	Waialua	5	4,176	0	0	0	0	664	664	34.6	0	0	40
Ewa		Navy Active	Ewa Beach	1,891	3,360,956	0	0	0	0	3,130	3,144	1,522.4	0	0	0
Fort De Russy		Army Active	Honolulu	9	784,483	0	0	0	0	73	73	251.5	0	0	865
Fort Shafter		Army Active	Honolulu	133	1,617,560	0	0	223	861,601	589	590	1,165.3	4,163	1,014	1,293

* US Locations that do not meet criteria of at least ten (10) Acres AND at least \$10M PRV. US Territories and Non-US Locations that do not meet criteria of at least ten (10) Acres OR at least \$10M PRV.

DEPARTMENT OF DEFENSE
Base Structure Report - As of 30 Sept 2009

SITE	BRAC 2005	COMPONENT	NAME NEAREST CITY	BUILDINGS						ACRES OWNED	TOTAL ACRES	PRV (\$M)	MIL	CIV	OTHER
				OWNED		LEASED		OTHER							
				COUNT	SQFT	COUNT	SQFT	COUNT	SQFT						
Helemano Military Reservation		Army Active	Wahiawa	22	235,348	0	0	216	1,556,062	282	293	708.9	587	0	54
Hickam AFB		AF Active	Hickam AFBBase	310	5,051,886	0	0	0	0	2,525	2,535	4,346.8	6,933	1,290	0
Hickam Petroleum Products Storage Annex		AF Active	Wahiawa	6	7,247	0	0	0	0	92	151	388.4	0	0	0
Honolulu		Navy Active	Pearl Harbor	135	1,135,263	1	33,684	1,864	5,223,169	573	576	2,416.7	0	0	0
Kaena Point Satellite Tracking Station		AF Active	Waianae	25	69,531	0	0	0	0	0	153	63.4	2	18	0
Kahuku Training Area		Army Active	Kahuku	14	23,754	0	0	0	0	8,330	9,480	29.0	0	0	0
Kalaeloa		Navy Active	Barbers Point	165	991,730	0	0	0	0	246	254	615.0	0	0	0
Kamokala Ridge		Navy Active	Kekaha	13	23,582	0	0	0	0	0	89	20.6	0	0	0
Kawaihae Mil Reserve		Army Active	Waimea	1	938	0	0	0	0	10	11	11.6	0	0	0
Kilauea Mil Reserve		Army Active	Hawaii Natl Park	90	153,931	0	0	3	223	13	72	117.1	0	0	52
Kipapa Ammo Storage Site		Army Active	Pukalani	70	179,462	0	0	0	0	401	401	114.7	0	0	0
Kokee AFS		AF Active	Kekaha	12	23,239	0	0	0	0	0	10	17.9	40	0	0
Kunia		Navy Active	Kunia	0	0	0	0	9	274,779	0	96	96.6	0	0	0
Makaha Ridge		Navy Active	Kokee	15	26,844	0	0	0	0	0	243	36.8	0	0	0
Makua Mil Reserve		Army Active	Waianae	4	4,873	0	0	0	0	3,406	4,195	28.0	0	0	0
Manana Housing/Pw Area		Navy Active	Pearl City	1	775	0	0	49	125,391	23	23	51.4	0	0	0
MC Trng Area Bellows		MC Active	Waimanalo	10	16,189	0	0	0	0	1,073	1,073	47.3	0	0	0
MCB Camp Smith		MC Active	Aiea	51	615,939	0	0	9	19,010	219	221	552.3	851	171	0
MCB Hawaii Kaneohe		MC Active	Kaneohe	538	3,936,291	0	0	1,087	3,947,037	2,951	2,955	5,082.2	6,686	1,184	0
MCB Hawaii Manana Capehart		MC Active	Pearl City	4	6,780	0	0	153	429,514	52	52	148.4	0	0	0
MCB Hawaii Pearl City Annex		MC Active	Pearl City	6	207,120	0	0	0	0	27	27	75.2	0	0	0
MCB Hawaii Puuloa-Oahu		MC Active	Ewa Beach	21	57,379	0	0	0	0	140	140	42.8	0	0	0
NG Kalaeloa		Army Guard	Kapolei	29	565,845	0	0	0	0	148	160	328.9	1,278	123	239
NG Regional Training Institute		Army Guard	Waimanalo	7	75,951	0	0	0	0	48	48	47.3	81	4	6
NG TS Waiawa Gulch		Army Guard	Pearl City	10	123,483	0	0	1	15,618	19	19	42.1	15	17	2
NS Pearl Harbor		Navy Active	Pearl Harbor	627	8,888,845	0	0	312	906,091	6,793	6,847	9,548.9	11,068	10,734	1
PACMISRANFAC Hawaiian Area		Navy Active	Kekaha	204	473,336	0	0	62	96,589	1,933	4,568	552.3	0	287	0
Pearl City		Navy Active	Pearl City	13	224,538	0	0	273	992,863	625	633	600.8	0	0	0
Pohakuloa Training Area		Army Active	Hilo	171	295,899	0	0	5	567	108,829	131,805	433.9	11	61	94
Pupukea Paalaa Uka Mil Road		Army Active	Haleiwa	0	0	0	0	0	0	109	109	18.5	0	0	0
Red Hill		Navy Active	Honolulu	7	11,981	0	0	13	15,796	242	243	917.5	0	0	0
Schofield Barracks Military Reservation		Army Active	Wahiawa	475	6,745,704	0	0	1,530	6,264,067	15,601	15,610	6,370.6	12,969	1,453	2,804
Signal Cable Trunking System		Army Active	Wahiawa	42	8,971	0	0	0	0	201	201	128.3	0	0	0
Tripler AMC		Army Active	Honolulu	39	1,877,196	0	0	88	341,926	367	367	1,959.2	1,578	1,469	1,466
USA Field Station Kunia		Army Active	Kunia	9	272,040	0	0	0	0	89	95	197.4	433	9	148

* US Locations that do not meet criteria of at least ten (10) Acres AND at least \$10M PRV. US Territories and Non-US Locations that do not meet criteria of at least ten (10) Acres OR at least \$10M PRV.

DEPARTMENT OF DEFENSE
Base Structure Report - As of 30 Sept 2009

SITE	BRAC 2005	COMPONENT	NAME NEAREST CITY	BUILDINGS						ACRES OWNED	TOTAL ACRES	PRV (\$M)	MIL	CIV	OTHER
				OWNED		LEASED		OTHER							
				COUNT	SQFT	COUNT	SQFT	COUNT	SQFT						
Wahiawa		Navy Active	Wahiawa	95	421,538	0	0	218	651,855	720	743	569.7	0	0	0
Waianae		Navy Active	Lualualei	428	1,077,354	0	0	0	0	9,228	9,229	838.6	0	0	0
Waianae-Kai Military Reservation		Army Active	Waianae	46	47,458	1	637	0	0	0	14	25.8	0	0	30
Waikale		Navy Active	Waipahu	134	439,967	0	0	0	0	487	488	310.5	0	0	0
Waipahu		Navy Active	Waipahu	24	42,874	0	0	0	0	1,454	1,456	124.2	0	0	0
Wheeler Army Airfield		Army Active	Wahiawa	164	1,264,897	0	0	339	1,093,179	1,370	1,370	1,453.6	2,638	246	736
* OTHER SITE(S) : 63				66	385,744	1	8,113	14	84,480	1,676	26,506	346.5	941	16	2
Hawaii Total:				6,365	42,266,363	3	42,434	7,502	26,546,390	177,033	230,532	44,563.1	50,555	18,106	7,910
Idaho															
Bayview Idaho		Navy Active	Bayview	13	82,163	0	0	0	0	22	22	41.3	0	0	0
Boise Air Terminal (ANG)		AF Guard	Boise	176	1,695,419	2	3,298	1	12,960	0	576	553.4	2,316	0	0
Mountain Home AFB		AF Active	Mountain Home	1,199	5,421,160	0	0	16	34,380	2,250	3,140	2,342.0	4,459	437	0
NG Edgemead TS Mountain Home		Army Guard	Mountain Home	11	60,986	0	0	0	0	151	151	15.5	92	0	0
Saylor Creek Air Force Range		AF Active	Bruneau	5	10,918	0	0	0	0	640	6,720	15.0	0	0	0
* OTHER SITE(S) : 57				56	213,147	0	0	4	40,838	1,115	5,885	89.5	1,180	25	6
Idaho Total:				1,460	7,483,793	2	3,298	21	88,178	4,178	16,495	3,056.6	8,047	462	6
Illinois															
Capital Airport		AF Guard	Springfield	32	325,396	0	0	0	0	0	90	131.0	1,749	0	0
Chanute AFB		AF Active	Rantoul	230	2,812,879	0	0	0	0	1,343	1,343	1,173.2	0	2	0
Charles Melvin Price Spt Ctr		Army Active	Alden	9	349,219	0	0	3	3,641	136	136	81.8	0	0	0
Col P. Schulstad USARC		Army Reserve	Arlington Hts	8	231,959	0	0	0	0	48	48	72.8	692	30	154
Fort Sheridan		Navy Active	Highland Park	3	3,567	0	0	85	424,496	206	206	104.1	10	2	0
GI Camp Jpj		Navy Active	Great Lakes	8	922,898	0	0	0	0	0	52	363.2	0	0	0
GL Forrestal Village		Navy Active	Great Lakes	0	0	1	38,000	0	0	482	482	12.6	0	0	0
Glenview		Navy Active	Glenview	1	13,876	0	0	120	697,495	93	93	133.4	0	0	0
Granite City USARC		Army Reserve	Granite City	21	192,390	0	0	0	0	42	42	49.8	0	0	0
Greater Peoria Regional Airport		AF Guard	Peoria	36	466,187	0	0	0	0	0	765	197.0	2,253	0	0
Joliet AAP Elwood		Army Active	Wilmington	206	759,003	0	0	0	0	657	657	287.1	0	0	0
Joliet AAP Kankakee		Army Active	Wilmington	19	50,573	0	0	0	0	1,068	1,068	17.7	0	0	0
NG N Riverside (NG Maint Center)		Army Guard	Riverside	19	204,749	0	0	0	0	21	21	40.6	0	112	0
NG Peoria AASF #3		Army Guard	Peoria	18	135,503	0	0	1	1	46	46	48.7	250	54	0
North Shore Memorial USARC		Army Reserve	Highland Park	3	46,136	0	0	0	0	13	13	15.2	251	11	0
NS Great Lakes		Navy Active	Great Lakes	272	8,055,565	0	0	674	2,445,696	1,143	1,148	4,176.5	16,435	2,056	0
Parkhurst USARC/OMS/DS		Army Reserve	Darien	2	87,595	0	0	0	0	13	13	25.7	302	55	0

* US Locations that do not meet criteria of at least ten (10) Acres AND at least \$10M PRV. US Territories and Non-US Locations that do not meet criteria of at least ten (10) Acres OR at least \$10M PRV.

DEPARTMENT OF DEFENSE
Base Structure Report - As of 30 Sept 2009

SITE	BRAC 2005	COMPONENT	NAME NEAREST CITY	BUILDINGS						ACRES OWNED	TOTAL ACRES	PRV (\$M)	MIL	CIV	OTHER
				OWNED		LEASED		OTHER							
				COUNT	SQFT	COUNT	SQFT	COUNT	SQFT						
Philip H. Sheridan Reserve Center		Army Reserve	Ft Sheridan	31	435,375	0	0	0	0	90	90	125.3	1,566	70	58
Rock Island Arsenal	R	Army Active	Rock Island	178	6,607,839	47	86,878	0	0	870	870	1,532.9	485	4,917	2,738
Savanna Depot Act		Army Active	Savanna	722	2,873,100	0	0	0	0	8,207	8,207	956.3	0	0	0
Scott AFB		AF Active	Belleville	316	4,713,078	0	0	3	12,852	2,881	3,638	1,978.2	6,235	2,996	0
USAR Joliet Outdoor Training (Elwood)		Army Reserve	Elwood	16	38,189	0	0	0	0	3,585	3,585	19.8	0	0	0
* OTHER SITE(S) : 45				77	1,104,432	14	233,156	3	56,018	176	207	427.0	3,946	78	3
Illinois Total:				2,227	30,429,508	62	358,034	889	3,640,199	21,123	22,823	11,969.9	34,174	10,383	2,953
Indiana															
(Lyle J. Thompson) USARC		Army Reserve	South Bend	3	57,885	0	0	0	0	0	12	14.5	122	24	0
Camp Atterbury		Army Guard	Avon	395	1,413,261	0	0	7	18,144	33,139	33,139	506.8	1,420	98	801
Fort Ben Harrison USARC		Army Reserve	Indianapolis	18	233,287	0	0	0	0	138	138	60.9	359	28	12
Fort Benjamin Harrison		Army Active	Indianapolis	0	0	0	0	0	0	281	281	46.9	0	0	0
Fort Wayne IAP		AF Guard	Fort Wayne	30	374,646	1	14,280	0	0	0	189	141.8	1,739	0	0
Grissom AFB		AF Active	Peru	18	241,639	0	0	0	0	1,020	1,098	110.9	0	2	0
Grissom ARB		AF Reserve	Peru	86	1,032,005	0	0	0	0	1,427	1,791	580.6	249	241	0
Hulman Fld		AF Guard	Terre Haute	47	343,090	0	0	0	0	37	121	116.4	1,502	0	0
Indiana AAP		Army Active	Charlestown	920	3,035,177	0	0	0	0	4,717	4,717	1,016.7	0	0	0
Newport Chem Depot	C	Army Active	Newport	224	911,363	0	0	0	0	7,750	9,150	310.3	2	31	708
NSA Crane		Navy Active	Crane	2,418	10,926,153	0	0	37	70,778	62,433	62,433	3,981.6	0	143	0
Sgt James W. Harlan USARC/AMSA #132		Army Reserve	Evansville	2	49,521	0	0	0	0	5	10	12.8	222	16	0
* OTHER SITE(S) : 28				43	500,051	8	103,247	48	495,580	1,449	2,521	284.1	2,974	56	0
Indiana Total:				4,204	19,118,077	9	117,527	92	584,502	112,397	115,601	7,184.4	8,589	639	1,521
Iowa															
Camp Dodge Johnston TS	R	Army Guard	Johnston	34	882,130	1	25,540	243	1,170,048	28,847	28,847	590.6	2,040	451	438
Des Moines IAP		AF Guard	Des Moines	30	213,919	4	177,754	1	15,546	0	171	128.2	1,903	0	0
Des Moines Reserve Complex		Army Reserve	Des Moines	8	162,152	0	0	0	0	40	40	34.9	955	28	48
Fort Dodge ANG		AF Guard	Fort Dodge	13	40,063	0	0	0	0	0	13	11.5	254	0	0
Iowa AAP	R	Army Active	Middletown	968	4,184,221	0	0	1	1,500	20,275	20,275	1,493.0	1	23	633
Sioux Gateway Apt/Col Bud Day Field (ANG)		AF Guard	Sioux City	40	451,647	0	0	0	0	16	286	161.6	1,492	0	0
* OTHER SITE(S) : 28				40	449,896	4	42,800	1	18,000	153	243	126.7	1,964	77	0
Iowa Total:				1,133	6,384,028	9	246,094	246	1,205,094	49,331	49,876	2,546.5	8,609	579	1,119

* US Locations that do not meet criteria of at least ten (10) Acres AND at least \$10M PRV. US Territories and Non-US Locations that do not meet criteria of at least ten (10) Acres OR at least \$10M PRV.

DEPARTMENT OF DEFENSE
Base Structure Report - As of 30 Sept 2009

SITE	BRAC 2005	COMPONENT	NAME NEAREST CITY	BUILDINGS						ACRES OWNED	TOTAL ACRES	PRV (\$M)	MIL	CIV	OTHER
				OWNED		LEASED		OTHER							
				COUNT	SQFT	COUNT	SQFT	COUNT	SQFT						
Johnston Atoll															
Johnston Atoll Airfield		AF Active	Johnston Atoll	72	295,161	0	0	0	0	684	684	590.3	0	0	0
Johnston Atoll Total:				72	295,161	0	0	0	0	684	684	590.3	0	0	0
Kansas															
Atchison Caves		Army Reserve	Atchison	6	2,599,610	0	0	0	0	125	125	331.0	0	0	0
Forbes Field (ANG)		AF Guard	Topeka	33	687,005	0	0	0	0	192	215	250.3	1,694	28	0
Fort Leavenworth	R	Army Active	Fort Leavenworth	279	4,074,757	0	0	602	4,169,240	5,637	5,637	2,085.6	4,389	1,808	2,572
Fort Riley	R	Army Active	Fort Riley	852	10,709,713	2	22,672	1,218	6,630,180	97,166	100,760	4,739.5	18,079	2,056	5,266
Kansas AAP	C	Army Active	Parsons	510	2,204,282	0	0	0	0	13,835	13,835	755.5	0	0	88
Leavenworth USARC		Army Reserve	Leavenworth	2	47,520	0	0	0	0	17	17	46.2	0	0	0
McConnell AFB		AF Active	Wichita	754	4,384,454	0	0	0	0	2,682	3,616	1,603.7	4,639	378	0
New Century USARC/ASF # 37		Army Reserve	Gardner	3	84,786	0	0	0	0	16	18	23.6	0	64	0
NG Topeka Forbes Field		Army Guard	Topeka	7	231,374	0	0	0	0	30	30	56.5	566	42	6
Smoky Hill ANG Range		AF Guard	Salina	33	65,313	0	0	0	0	33,878	33,878	63.6	44	0	0
Topeka Future		Army Reserve	Topeka	2	47,527	0	0	0	0	12	12	81.9	250	27	0
Wichita USARC	R	Army Reserve	Wichita	3	155,043	0	0	0	0	18	18	33.7	912	49	0
* OTHER SITE(S) : 32				33	315,159	8	76,670	1	18,647	9,403	25,578	105.5	1,982	49	26
Kansas Total:				2,517	25,606,543	10	99,342	1,821	10,818,067	163,011	183,738	10,176.5	32,555	4,501	7,958
Kentucky															
Blue Grass Army Depot	R	Army Active	Richmond	1,124	4,043,657	0	0	2	10,000	14,594	14,594	1,260.7	50	693	356
Brooks-Lawler USARC/AMSA #71		Army Reserve	Fort Thomas	7	64,755	0	0	0	0	15	15	14.7	437	25	0
Fort Campbell KY	R	Army Active	Fort Campbell	540	8,405,584	0	0	1,174	4,949,882	38,508	38,508	3,500.8	30,262	2,013	6,135
Fort Knox	R	Army Active	Fort Knox	1,010	11,578,587	0	0	1,374	5,583,929	109,207	109,207	5,251.8	16,958	3,411	5,823
Lexington AFRC		Army Reserve	Lexington	5	50,943	0	0	0	0	10	10	11.3	466	12	1
Louisville IAP-Standiford FI		AF Guard	Louisville	14	368,860	0	0	0	0	0	81	104.2	2,082	0	0
Louisville Kentucky	C	Army Reserve	Louisville	6	129,377	1	26,560	0	0	23	23	37.6	502	7	8
NG LTA Artemus		Army Guard	Artemus	21	37,540	0	0	0	0	558	558	12.5	0	0	0
* OTHER SITE(S) : 20				21	164,232	15	103,823	2	20,101	810	819	67.6	1,157	6	1
Kentucky Total:				2,748	24,843,535	16	130,383	2,552	10,563,912	163,726	163,816	10,261.2	51,914	6,167	12,324
Louisiana															
Barksdale AFB		AF Active	Barksdale AFB	430	4,854,164	0	0	0	0	21,945	22,504	1,833.8	5,366	571	0
England AFB		AF Active	England AFB	116	1,144,346	0	0	0	0	576	576	303.3	0	1	0
England Authority		Army Active	Alexandria	2	59,274	23	140,960	0	0	0	252	73.8	0	0	0
Fort Polk		Army Active	Fort Polk	1,044	7,573,576	2	1,350,448	1,179	7,064,314	100,110	198,721	3,742.2	9,305	1,476	4,302

* US Locations that do not meet criteria of at least ten (10) Acres AND at least \$10M PRV. US Territories and Non-US Locations that do not meet criteria of at least ten (10) Acres OR at least \$10M PRV.

DEPARTMENT OF DEFENSE
Base Structure Report - As of 30 Sept 2009

SITE	BRAC 2005	COMPONENT	NAME NEAREST CITY	BUILDINGS						ACRES OWNED	TOTAL ACRES	PRV (\$M)	MIL	CIV	OTHER
				OWNED		LEASED		OTHER							
				COUNT	SQFT	COUNT	SQFT	COUNT	SQFT						
NAS JRB New Orleans		AF Guard	Belle Chasse	51	476,356	0	0	0	0	0	67	131.9	2,021	10	0
NAS JRB New Orleans		Navy Reserve	Belle Chasse	200	1,470,163	0	0	0	0	5,009	5,009	729.8	1,068	141	0
NOSC New Orleans		Navy Active	New Orleans	5	69,597	0	0	0	0	13	13	17.9	0	0	0
NSA New Orleans		Navy Active	New Orleans	72	719,840	0	0	0	0	188	199	273.4	1,287	235	0
NSA New Orleans East Bank		Navy Active	New Orleans	8	785,489	0	0	0	0	25	26	321.7	1,230	0	0
* OTHER SITE(S) : 31				126	878,133	8	345,150	0	0	69	7,997	362.7	4,170	205	2
Louisiana Total:				2,054	18,030,937	33	1,836,558	1,179	7,064,314	127,934	235,363	7,790.5	24,447	2,639	4,304
Maine															
Bangor IAP		AF Guard	Bangor	39	473,761	0	0	0	0	122	300	203.3	1,637	0	0
Columbia Falls Radar Site		AF Active	Columbia Falls	4	20,375	0	0	0	0	1,066	1,066	37.2	0	0	0
DFAS Annex		AF Active	Limestone	0	0	1	142,400	0	0	0	16	38.7	0	0	0
Moscow Radar Site		AF Active	Moscow	4	44,315	0	0	0	0	1,425	1,425	37.7	0	0	0
NAS Brunswick	R	Navy Active	Brunswick	222	1,560,587	0	0	0	0	3,265	3,287	781.3	1,680	241	0
NAS Brunswick McKeen Street	R	Navy Active	Brunswick	187	362,494	0	0	0	0	70	75	56.2	0	0	0
NAS Brunswick Topsham	R	Navy Active	Topsham	62	295,581	0	0	0	0	91	91	60.8	145	0	0
NAS Portsmouth NCTS Cutler VLF Area		Navy Active	Cutler	38	125,125	0	0	0	0	2,805	2,805	93.2	0	31	0
NAS Portsmouth Redington Township		Navy Active	Rangeley	65	36,205	0	0	0	0	12,468	12,468	17.1	0	0	0
NG Auburn TS		Army Guard	Auburn	20	101,953	0	0	1	4,800	154	170	17.4	0	61	0
NG Bangor AFRC		Army Guard	Bangor	4	85,624	0	0	0	0	160	162	23.5	260	0	0
NSY Portsmouth		Navy Active	Kittery	247	3,396,109	1	100	43	107,972	309	309	1,282.9	34	4,703	0
South Portland ANGS		AF Guard	South Portland	9	57,513	0	0	0	0	0	12	15.8	421	0	0
* OTHER SITE(S) : 13				34	120,478	0	0	0	0	1,204	1,229	38.3	369	57	0
Maine Total:				935	6,680,119	2	142,500	44	112,772	23,141	23,417	2,703.6	4,546	5,093	0
Maryland															
1Sgt Adam S Brandt USARC		Army Reserve	Curtis Bay	3	52,684	0	0	0	0	27	27	14.7	459	33	0
Aberdeen Proving Ground	R	Army Active	Aberdeen Prov Grnd	1,871	14,088,627	0	0	16	113,914	72,406	72,406	4,022.3	5,422	7,069	5,740
Andrews AFB		AF Active	Andrews AFB	308	5,202,888	0	0	1	2,800	4,997	5,009	2,244.5	6,801	1,485	0
Blossom Point MD		Navy Active	La Plata	22	74,839	0	0	0	0	0	265	20.8	0	0	0
Blossom Point Research Facility		Army Active	Welcome	25	25,517	0	0	0	0	1,600	1,600	24.8	0	1	53
Brandywine Globecom Annex		AF Active	Brandywine	4	3,944	0	0	0	0	1,640	1,640	13.5	0	0	0
Fort Detrick	R	Army Active	Frederick	195	2,199,849	0	0	311	630,647	1,153	1,153	1,336.0	1,186	1,628	5,883
Fort George G Meade	R	Army Active	Fort Meade	285	4,757,622	10	40,912	1,211	4,801,937	5,065	5,179	2,637.7	11,195	3,251	22,571
Glenn Forest		Navy Active	Lexington Park	0	0	0	0	58	438,608	139	139	68.1	0	0	0

* US Locations that do not meet criteria of at least ten (10) Acres AND at least \$10M PRV. US Territories and Non-US Locations that do not meet criteria of at least ten (10) Acres OR at least \$10M PRV.

DEPARTMENT OF DEFENSE
Base Structure Report - As of 30 Sept 2009

SITE	BRAC 2005	COMPONENT	NAME NEAREST CITY	BUILDINGS						ACRES OWNED	TOTAL ACRES	PRV (\$M)	MIL	CIV	OTHER
				OWNED		LEASED		OTHER							
				COUNT	SQFT	COUNT	SQFT	COUNT	SQFT						
Governors Bridge Globecom Annex		AF Active	Davidsonville	2	26,540	0	0	0	0	864	864	20.5	0	0	0
Jachman USARC		Army Reserve	Owings Mills	3	48,350	0	0	0	0	14	14	12.0	31	1	0
Martin State Apt		AF Guard	Middle River	52	391,422	0	0	0	0	0	175	131.7	2,755	0	0
NAF Washington		Navy Active	Andrews AFB	19	517,920	0	0	4	14,265	0	119	228.3	453	10	0
NAS Patuxent River		Navy Active	Patuxent River	487	5,701,210	0	0	291	672,395	6,398	6,398	2,853.2	2,012	7,170	1
National Geospatial Intelligence Agency	C	Army Active	Bethesda	5	680,169	0	0	0	0	40	40	162.5	0	0	0
National Naval Medical Center Bethesda		Navy Active	Bethesda	85	2,788,321	0	0	0	0	242	243	1,205.9	3,506	1,398	0
Naval Academy North Severn		Navy Active	Annapolis	27	198,941	0	0	1	4,024	527	527	81.7	7	5	0
NG Pvt Henry Costin		Army Guard	Laurel	3	56,225	0	0	0	0	23	23	15.0	277	0	0
NMIC Suitland		Navy Active	Suitland	5	517,564	0	0	0	0	42	42	176.8	0	0	0
NSA Annapolis		Navy Active	Annapolis	94	3,662,460	0	0	103	634,134	355	356	1,814.8	0	1,279	0
NSA Annapolis - Naval Station		Navy Active	Annapolis	65	348,019	0	0	51	255,414	278	278	189.7	0	0	0
NSA Annapolis Chesapeake Bay Detach		Navy Active	Solomons	72	191,882	0	0	0	0	168	168	89.7	0	0	0
NSA Annapolis Gambrills Md		Navy Active	Annapolis	57	107,824	0	0	0	0	856	856	25.7	0	0	0
NSA South Potomac Stump Neck Area		Navy Active	Indian Head	87	264,979	0	0	0	0	1,087	1,087	104.7	0	0	0
NSWC Carderock		Navy Active	Bethesda	74	1,676,567	0	0	0	0	186	186	612.7	0	4,485	0
NSWC Indian Head		Navy Active	Indian Head	1,011	2,430,726	0	0	68	256,507	1,961	1,961	1,065.5	452	3,226	0
Solomons Island MD		Navy Active	Solomons	125	272,068	0	0	1	5,340	295	295	82.9	0	0	0
Summerfield FH		AF Active	Landover	0	0	194	1,942,174	0	0	0	234	284.8	0	0	0
USA Adelphi Laboratory Ctr	R	Army Active	Hyattsville	30	1,136,021	0	0	0	0	207	207	399.4	320	779	525
Walter Reed AMC Forest Glen		Army Active	Silver Spring	34	1,338,568	0	0	0	0	132	132	472.9	9	6	1,054
Walter Reed AMC Glen Haven		Army Active	Silver Spring	2	12,996	0	0	23	442,086	261	261	70.7	2	8	6
Webster Field		Navy Active	Saint Inigoes	68	484,730	0	0	2	414	968	968	281.1	0	0	0
* OTHER SITE(S) : 82				106	518,869	31	918,604	7	126,973	6,458	7,165	413.7	2,612	54	0
Maryland Total:				5,226	49,778,340	235	2,901,690	2,148	8,399,458	108,391	110,019	21,178.4	37,499	31,888	35,833

Massachusetts

4th MAW Chicopee Housing		MC Reserve	Chicopee	75	247,551	0	0	59	250,686	84	84	87.5	0	0	0
94th RRC HQ USARC	R	Army Reserve	Ayer	1	81,206	0	0	0	0	14	14	23.5	407	16	0
Barnes MAP (ANG)		AF Guard	Westfield	39	339,125	2	8,540	0	0	2	373	133.1	1,795	0	0
Cape Cod AS		AF Active	Bourne	14	103,674	0	0	0	0	0	101	45.4	56	6	0
Cpl G M Craig USARC/AMSA 163		Army Reserve	Brockton	2	66,423	0	0	0	0	14	14	18.7	223	3	0
CSO NAS South Weymouth MA		Navy Active	Weymouth	162	777,780	0	0	0	0	1,444	1,518	478.0	0	0	0

* US Locations that do not meet criteria of at least ten (10) Acres AND at least \$10M PRV. US Territories and Non-US Locations that do not meet criteria of at least ten (10) Acres OR at least \$10M PRV.

DEPARTMENT OF DEFENSE
Base Structure Report - As of 30 Sept 2009

SITE	BRAC 2005	COMPONENT	NAME NEAREST CITY	BUILDINGS						ACRES OWNED	TOTAL ACRES	PRV (\$M)	MIL	CIV	OTHER
				OWNED		LEASED		OTHER							
				COUNT	SQFT	COUNT	SQFT	COUNT	SQFT						
CSO NAS South Weymouth Squantum Housing		Navy Active	Weymouth	38	107,962	0	0	0	0	28	28	17.3	0	0	0
Devens Reserve Forces Training Area		Army Reserve	Ayer	122	1,498,208	0	0	0	0	5,212	5,212	470.7	1,707	172	64
Fort Dawes		Navy Active	Weymouth	5	38,582	0	0	0	0	77	77	10.4	0	0	0
George Hampden Crossman USARC		Army Reserve	Taunton	2	68,517	0	0	0	0	10	10	18.7	176	2	0
Hanscom AFB		AF Active	Bedford	133	3,656,584	0	0	0	0	779	846	1,064.3	1,066	1,601	0
MTA Camp Edwards		Army Guard	Buzzards Bay	143	752,738	0	0	0	0	14,712	14,712	352.7	318	46	79
NAVPRO Pittsfield		Navy Active	Pittsfield	5	566,151	0	0	0	0	30	30	252.4	0	0	0
NG Rehoboth-TS Nike 19 COE #25326		Army Guard	Rehoboth	10	52,722	0	0	0	0	15	15	13.0	98	0	0
NG Westfield/Barnes		Army Guard	Westfield	2	66,875	0	0	0	0	133	326	20.7	157	0	0
NWIRP Bedford		Navy Active	Bedford	6	275,969	0	0	0	0	46	79	97.4	0	0	0
Otis ANGB		AF Guard	Otis ANGB, Mashpee	190	1,476,468	0	0	0	0	1,366	4,042	751.8	1,804	156	0
South Boston Support Activity		Army Reserve	Boston	2	583,529	0	0	0	0	14	14	151.3	232	38	937
SSC Hudson Housing		Army Active	Natick	14	50,153	0	0	0	0	134	134	13.2	0	0	0
US Army Soldier Systems Center Natick	R	Army Active	Natick	76	873,769	0	0	0	0	78	78	276.1	91	687	812
Westover AFRC	C	Army Reserve	Chicopee	2	52,477	0	0	0	0	12	12	14.5	455	21	0
Westover ARB		AF Reserve	Westover	113	1,467,552	0	0	0	0	2,515	2,585	879.6	115	304	0
* OTHER SITE(S) : 34				117	528,583	2	27,913	11	147,284	175	15,848	206.9	1,629	30	0
Massachusetts Total:				1,273	13,732,598	4	36,453	70	397,970	26,896	46,151	5,397.3	10,329	3,082	1,892
Michigan															
1Lt Robert L Poxon USARC		Army Reserve	Southfield	6	93,477	0	0	0	0	26	26	24.9	599	14	2
Alpena County Regional Airport		AF Guard	Alpena	102	480,050	0	0	0	0	0	710	262.8	253	0	0
CTC Fort Custer Trng Center		Army Guard	Augusta	137	639,470	0	0	0	0	7,570	7,570	232.9	654	13	9
Detroit Arsenal	R	Army Active	Warren	66	1,750,540	4	11,825	1	200	185	193	603.0	141	3,222	2,747
Dr Mary E Walker Mem USARC		Army Reserve	Grand Rapids	2	72,040	0	0	0	0	14	14	20.7	281	9	1
K I Sawyer AFB		AF Active	Gwinn	978	2,947,831	0	0	0	0	2,923	3,930	960.8	46	0	0
NG Grayling Airfield		Army Guard	Grayling	52	230,264	0	0	1	1	875	875	139.3	0	0	0
NOSC Battle Creek		Navy Reserve	Battle Creek	5	54,705	0	0	0	0	26	157	14.1	394	1	0
Sebille Manor FH Michigan		Army Active	New Baltimore	223	636,533	0	0	0	0	103	103	134.2	0	0	0
Selfridge ANGB		AF Guard	Mount Clemens	331	3,217,617	0	0	1	2,414	2,571	3,085	1,166.1	3,002	368	0
W K Kelllogg Airport		AF Guard	Battle Creek	40	397,371	0	0	0	0	0	318	163.9	1,658	0	0
Wurtsmith AFB		AF Active	Oscoda	146	1,191,832	0	0	0	0	634	634	650.3	0	2	0

* US Locations that do not meet criteria of at least ten (10) Acres AND at least \$10M PRV. US Territories and Non-US Locations that do not meet criteria of at least ten (10) Acres OR at least \$10M PRV.

DEPARTMENT OF DEFENSE
Base Structure Report - As of 30 Sept 2009

SITE	BRAC 2005	COMPONENT	NAME NEAREST CITY	BUILDINGS						ACRES OWNED	TOTAL ACRES	PRV (\$M)	MIL	CIV	OTHER
				OWNED		LEASED		OTHER							
				COUNT	SQFT	COUNT	SQFT	COUNT	SQFT						
* OTHER SITE(S) : 27				53	705,319	3	104,260	12	137,734	147	1,066	281.7	4,520	90	11
Michigan Total:				2,141	12,417,049	7	116,085	15	140,349	15,073	18,681	4,654.8	11,548	3,719	2,770
Minnesota															
Arden Hills USARC		Army Reserve	St. Paul	3	143,090	0	0	0	0	54	54	32.1	755	43	5
Duluth IAP		AF Guard	Duluth	47	489,972	0	0	0	0	0	274	161.7	1,795	28	0
Fort Snelling USARC/AMSA	R	Army Reserve	St. Paul	6	269,784	0	0	0	0	15	187	73.5	1,179	37	43
Minneapolis-St Paul		AF Reserve	Minneapolis	87	1,164,162	0	0	1	1,613	215	246	409.5	2,165	154	0
NG Arden Hills Army TS		Army Guard	St. Paul	57	137,591	0	0	0	0	1,496	1,496	38.4	0	36	0
NOSC Minneapolis		Navy Reserve	Minneapolis	1	96,000	0	0	0	0	12	12	26.1	1,261	0	0
NOSC Saint Paul MN		Navy Active	Minneapolis	4	33,052	0	0	0	0	10	11	11.6	109	0	0
Twin Cities AAP		Army Active	St. Paul	107	2,842,477	0	0	2	1,072	773	780	836.4	0	0	292
* OTHER SITE(S) : 34				38	286,385	4	25,363	2	57,281	201	1,289	106.8	901	35	0
Minnesota Total:				350	5,462,513	4	25,363	5	59,966	2,777	4,348	1,696.1	8,165	333	340
Mississippi															
BG George A Morris USARC		Army Reserve	Vicksburg	2	75,625	0	0	0	0	13	13	15.8	295	37	1
Camp Shelby Range		AF Guard	Beaumont	4	14,117	0	0	0	0	0	196	18.8	0	0	0
CBC Gulfport		Navy Active	Gulfport	192	3,921,352	0	0	192	712,878	1,094	1,169	987.9	3,201	616	0
CBC Gulfport Lakeside Housing		Navy Active	Pascagoula	7	166,794	0	0	0	0	33	33	39.9	0	0	0
Columbus AFB		AF Active	Columbus	174	1,540,703	0	0	0	0	4,411	4,919	753.9	835	433	0
Columbus Auxiliary Airfield		AF Active	Shuqualak	5	11,370	0	0	0	0	895	1,061	36.0	0	0	0
CTA Camp McCain		Army Guard	Grenada	96	349,410	0	0	0	0	12,836	12,836	136.3	346	88	43
Gulfport-Biloxi Regional Airport (ANG)		AF Guard	Gulfport	58	516,568	0	0	0	0	11	267	160.1	684	0	0
Jackson AFRC		Army Reserve	Jackson	3	65,269	0	0	0	0	12	50	14.1	365	29	0
Jackson IAP, Thompson Field		AF Guard	Flowood	28	537,241	4	11,028	0	0	0	139	170.1	2,012	0	0
Keesler AFB		AF Active	Biloxi	635	8,488,089	0	0	0	0	1,597	1,670	2,321.3	3,096	1,591	0
Keesler AFB Site #2		AF Active	Biloxi	80	359,739	0	0	0	0	75	75	50.3	0	0	0
Keesler Training Annex #1		AF Active	Biloxi	103	414,083	0	0	0	0	114	114	50.1	0	0	0
Key Field		AF Guard	Meridian	38	416,275	0	0	0	0	0	120	141.0	1,860	8	0
Mississippi AAP	C	Army Active	Stennis Space Center	108	1,685,998	0	0	0	0	0	4,214	436.9	0	0	35
MTA Camp Shelby		Army Guard	Hattiesburg	9	77,725	0	0	983	3,405,343	200	1,082	1,193.3	1,394	55	887
NAS Meridian		Navy Active	Meridian	154	1,444,822	0	0	354	655,511	8,061	8,065	801.6	778	160	0
OLF Bravo		Navy Active	Preston	6	6,727	0	0	0	0	1,255	1,463	49.8	0	0	0
* OTHER SITE(S) : 36				40	591,478	3	20,130	75	1,202,279	3,660	10,515	482.3	1,971	956	4

* US Locations that do not meet criteria of at least ten (10) Acres AND at least \$10M PRV. US Territories and Non-US Locations that do not meet criteria of at least ten (10) Acres OR at least \$10M PRV.

DEPARTMENT OF DEFENSE
Base Structure Report - As of 30 Sept 2009

SITE	BRAC 2005	COMPONENT	NAME NEAREST CITY	BUILDINGS						ACRES OWNED	TOTAL ACRES	PRV (\$M)	MIL	CIV	OTHER
				OWNED		LEASED		OTHER							
				COUNT	SQFT	COUNT	SQFT	COUNT	SQFT						
Mississippi Total:				1,742	20,683,385	7	31,158	1,604	5,976,011	34,266	48,001	7,859.5	16,837	3,973	970
Missouri															
Belton USARC/AMSA #57		Army Reserve	Belton	2	9,865	0	0	1	48,296	195	195	13.8	596	23	0
Fort Leonard Wood	R	Army Active	Fort Leonard Wood	1,257	10,342,550	0	0	1,032	3,223,444	53,239	62,911	4,010.4	26,962	2,538	3,984
Fort Leonard Wood Range		AF Guard	Fort Leonard Wood	3	6,787	0	0	1	7,500	0	305	13.3	26	0	0
Jefferson Barracks ANG		AF Guard	St. Louis	2	416	31	382,543	0	0	0	135	117.2	332	0	0
Lake City AAP		Army Active	Independence	394	2,965,693	0	0	8	2,299	3,935	3,950	1,036.0	1	22	2,718
Lake Of the Ozarks Recreation		Army Active	Osage Beach	18	17,439	0	0	0	0	0	359	22.8	0	0	0
Lambert-St Louis		AF Guard	St. Ann	39	381,192	0	0	0	0	25	49	114.7	2,324	1	0
MCSPTACT Kansas City E Bales		MC Active	Belton	8	58,712	0	0	1	331,914	24	24	158.6	0	0	0
MCSPTACT Kansas City E Kensington		MC Active	Belton	4	102,208	0	0	0	0	13	13	32.9	0	0	0
MCSPTACT Kansas City PPV Housing		MC Active	Belton	0	0	0	0	239	676,340	41	89	96.5	0	0	0
MCSPTACT Kansas City SE 155th St		MC Active	Belton	1	23,525	0	0	0	0	12	12	43.7	0	0	0
MCSPTACT Kansas City SE Andrews		MC Active	Kansas City	7	75,440	0	0	0	0	0	16	29.1	0	0	0
MTA Camp Crowder Neosho		Army Guard	Neosho	66	208,282	0	0	0	0	4,362	4,362	101.0	22	20	25
NG MTA Camp Clark Nevada		Army Guard	Nevada	185	241,347	0	0	0	0	615	615	89.2	40	29	14
NOSC Kansas City		Navy Reserve	Kansas City	2	49,992	0	0	0	0	0	10	11.5	409	4	0
Rosecrans MAP (139AG)		AF Guard	St. Joseph	45	366,527	0	0	0	0	54	433	126.6	1,870	8	0
Springfield AFRC/AMSA #54		Army Reserve	Springfield	4	81,899	0	0	0	0	18	18	19.7	318	9	0
St Charles USARC		Army Reserve	St. Charles	19	132,927	0	0	0	0	1,852	1,852	36.8	0	0	0
St Louis #3/Sverdrup USARC		Army Reserve	St. Louis	3	107,973	0	0	0	0	21	21	28.9	510	45	0
St Louis #4/Ord Plant		Army Reserve	St. Louis	4	19,357	0	0	0	0	17	17	16.2	0	0	0
St Louis AFS		AF Active	St. Louis	13	737,465	0	0	0	0	25	25	165.4	7	0	0
Whiteman AFB		AF Active	Knob Noster	851	4,745,194	0	0	0	0	3,869	5,417	2,018.4	3,192	429	0
* OTHER SITE(S) : 42				58	441,410	12	249,322	4	45,082	126	296	180.3	6,258	514	0
Missouri Total:				2,985	21,116,200	43	631,865	1,286	4,334,875	68,445	81,126	8,483.0	42,867	3,642	6,741
Montana															
Great Falls IAP		AF Guard	Great Falls	40	440,185	0	0	0	0	1	140	155.3	1,708	0	0
Malmstrom AFB		AF Active	Malmstrom AFB	789	5,095,806	0	0	0	0	3,189	3,628	1,654.4	3,753	517	0
MTA Fort Wm Henry Harrison		Army Guard	Helena	107	715,127	0	0	0	0	4,371	6,387	196.6	753	207	155
NG Fort Missoula - FMS 02		Army Guard	Missoula	12	76,989	0	0	0	0	14	14	15.1	14	3	2
NG MTA Limestone Hills		Army Guard	Townsend	3	7,968	0	0	1	1,800	0	19,997	48.9	0	0	0

* US Locations that do not meet criteria of at least ten (10) Acres AND at least \$10M PRV. US Territories and Non-US Locations that do not meet criteria of at least ten (10) Acres OR at least \$10M PRV.

DEPARTMENT OF DEFENSE
Base Structure Report - As of 30 Sept 2009

SITE	BRAC 2005	COMPONENT	NAME NEAREST CITY	BUILDINGS						ACRES OWNED	TOTAL ACRES	PRV (\$M)	MIL	CIV	OTHER
				OWNED		LEASED		OTHER							
				COUNT	SQFT	COUNT	SQFT	COUNT	SQFT						
Sgt Ernest Veuve Hall/AMSA #75	C	Army Reserve	Missoula	5	65,353	0	0	0	0	16	16	17.8	255	4	4
* OTHER SITE(S) : 249				279	375,749	4	17,436	4	52,755	746	31,271	1,740.8	468	29	4
Montana Total:				1,235	6,777,177	4	17,436	5	54,555	8,338	61,453	3,828.9	6,951	760	165
Nebraska															
Camp Ashland		Army Guard	Ashland	51	200,168	0	0	1	100	981	981	59.2	325	10	22
Cornhusker AAP		Army Active	Grand Island	15	16,282	1	2,839	0	0	869	869	62.7	0	0	0
Lincoln MAP		AF Guard	Lincoln	20	335,644	0	0	0	0	97	114	119.8	1,608	0	0
Lincoln USARC #2		Army Reserve	Lincoln	3	55,732	0	0	0	0	10	10	12.5	0	0	0
NG Greenlief TS/UTES 01		Army Guard	Hastings	132	357,906	0	0	0	0	3,239	3,239	134.8	174	29	4
NG Lincoln AASF/Readiness Center		Army Guard	Lincoln	12	229,729	0	0	0	0	65	65	73.9	622	35	98
NG Mead TS/FMS 06/UTES 02		Army Guard	Mead	9	88,527	0	0	0	0	1,197	1,197	30.3	1	23	0
Offutt AFB		AF Active	Offutt A.F.B.	201	5,833,632	0	0	0	0	1,908	1,923	1,843.8	5,712	1,820	0
Offutt Communications Annex #2 Globecom		AF Active	Elkhorn	5	28,755	0	0	0	0	372	372	14.5	0	0	0
Offutt FH Annex		AF Active	Offutt A.F.B.	34	412,711	0	0	0	0	790	793	200.4	0	0	0
* OTHER SITE(S) : 114				124	415,889	12	158,502	2	27,125	1,737	12,201	714.9	1,673	80	0
Nebraska Total:				606	7,974,975	13	161,341	3	27,225	11,265	21,764	3,267.0	10,115	1,997	124
Nevada															
Creech AFB		AF Active	Indian Springs	88	455,360	0	0	0	0	235	2,300	436.0	1,553	81	0
Hawthorne Army Depot		Army Active	Hawthorne	2,515	9,708,458	0	0	0	0	147,236	147,236	4,814.8	1	30	448
Hawthorne Nevada		Navy Active	Hawthorne	0	0	0	0	39	348,152	0	15	140.9	0	0	0
NAS Fallon		Navy Active	Fallon	290	1,800,529	0	0	158	261,945	7,955	10,429	1,271.2	1,030	177	0
NAS Fallon EW Range Fac		Navy Active	Fallon	5	31,182	0	0	0	0	10,697	83,593	50.9	0	0	0
NAS Fallon Target B-16		Navy Active	Fallon	1	480	0	0	0	0	27,253	27,259	22.3	0	0	0
NAS Fallon Target B-17		Navy Active	Fallon	2	4,480	0	0	0	0	21,400	21,506	31.0	0	0	0
NAS Fallon Target B-19		Navy Active	Fallon	1	480	0	0	0	0	17,332	17,332	23.3	0	0	0
NAS Fallon Target B-20		Navy Active	Fallon	4	1,754	0	0	0	0	41,006	41,117	23.6	0	0	0
Nellis AFB		AF Active	Las Vegas	605	5,923,826	1	20	0	0	5,215	14,161	3,184.8	7,444	1,107	0
Nellis AFB		Army Reserve	Las Vegas	3	82,549	0	0	0	0	22	22	57.2	322	5	0
Nellis Air Force Range		AF Active	Indian Springs	77	129,034	0	0	0	0	433	3,092,317	324.9	0	0	0
Nellis Water System Annex		AF Active	North Las Vegas	2	19,347	0	0	0	0	104	107	16.2	0	0	0
Reno Tahoe IAP		AF Guard	Reno	38	423,530	0	0	0	0	0	60	184.7	1,801	0	0
Tonopah AFS Z164		AF Active	Tonopah	16	38,394	0	0	0	0	4	47	13.4	0	0	0
Tonopah Auxiliary Airfield Annex		AF Active	Tonopah	146	1,649,888	0	0	0	0	2,157	2,157	1,012.0	0	0	0

* US Locations that do not meet criteria of at least ten (10) Acres AND at least \$10M PRV. US Territories and Non-US Locations that do not meet criteria of at least ten (10) Acres OR at least \$10M PRV.

DEPARTMENT OF DEFENSE
Base Structure Report - As of 30 Sept 2009

SITE	BRAC 2005	COMPONENT	NAME NEAREST CITY	BUILDINGS						ACRES OWNED	TOTAL ACRES	PRV (\$M)	MIL	CIV	OTHER
				OWNED		LEASED		OTHER							
				COUNT	SQFT	COUNT	SQFT	COUNT	SQFT						
Tonopah Auxiliary Airfield Annex #2		AF Active	Tonopah	94	790,195	0	0	0	0	0	109	216.4	0	0	0
* OTHER SITE(S) : 40				29	143,308	3	2,978	6	26,505	394	29,256	73.8	1,032	15	3
Nevada Total:				3,916	21,202,794	4	2,998	203	636,602	281,442	3,489,022	11,897.3	13,183	1,415	451
<u>New Hampshire</u>															
AFRC Londonderry		Army Reserve	Londonderry	3	135,079	0	0	0	0	49	49	36.9	837	43	3
New Boston AS		AF Active	New Boston	25	132,770	0	0	0	0	2,826	2,873	82.6	10	39	0
Newington Defense Fuel Support Point		AF Active	Newington	4	9,462	0	0	0	0	10	15	60.2	0	0	0
Pease ANGB		AF Guard	Portsmouth	50	518,949	0	0	2	834	219	219	233.3	0	1	0
Somersworth USARC		Army Reserve	Somersworth	3	56,045	0	0	0	0	15	15	15.8	145	1	0
* OTHER SITE(S) : 4				10	71,833	0	0	0	0	12	12	19.3	1,974	12	0
New Hampshire Total:				95	924,138	0	0	2	834	3,131	3,183	448.1	2,966	96	3
<u>New Jersey</u>															
Air Mobility Warfare Center		AF Active	Fort Dix	10	270,925	0	0	0	0	32	32	72.5	0	0	0
Atlantic City IAP		AF Guard	Pleasantville	34	355,449	0	0	5	46,060	0	296	160.1	2,017	0	0
Caven Point USARC		Army Reserve	Jersey City	3	50,439	0	0	0	0	27	27	17.6	410	5	0
Fort Dix	R	Army Reserve	Fort Dix	662	5,491,083	0	0	359	698,251	30,636	30,636	2,759.5	4,371	1,362	2,172
Fort Monmouth Evans	C	Army Active	Belmar	61	260,016	0	0	0	0	70	70	73.5	0	0	0
Fort Monmouth Main Post	C	Army Active	Red Bank	428	5,053,693	0	0	1	5,100	1,126	1,126	1,550.4	462	4,049	4,521
McGuire AFB		AF Active	McGuire AFB	280	5,264,813	0	0	1	1,546	3,603	3,660	2,412.2	6,356	792	0
NAWCADLKE Non-NIF Lakehurst		Navy Active	Lakehurst	185	1,990,947	0	0	33	97,072	7,408	7,408	1,274.0	0	164	0
NOSC Fort Dix NJ		Navy Active	Fort Dix	11	103,690	0	0	0	0	14	14	29.7	9	1	0
NWS Earle NJ	R	Navy Active	Colts Neck	434	1,870,525	0	0	51	349,410	11,146	11,146	1,025.7	234	92	0
Pedricktown Support Facility		Army Reserve	Pedricktown	18	101,293	0	0	0	0	39	39	25.6	0	0	0
Picatinny Arsenal	R	Army Active	Dover	653	3,508,439	0	0	57	206,200	6,493	6,493	1,478.2	365	2,792	1,585
Pinehurst Estates		Navy Active	Lakehurst	0	0	0	0	46	229,671	26	26	38.5	0	0	0
Sgt J.W. Joyce Kilmer USARC	C	Army Reserve	Edison	3	97,395	0	0	0	0	24	24	27.0	0	0	0
Warren Grove Range		AF Guard	Warren Grove	7	11,430	0	0	0	0	9,416	9,416	11.6	0	0	0
Waterfront Earle	R	Navy Active	Colts Neck	37	281,714	0	0	0	0	705	705	441.2	0	0	0
* OTHER SITE(S) : 20				35	457,568	1	1,000	2	5,310	308	574	779.8	1,149	12	0
New Jersey Total:				2,861	25,169,419	1	1,000	555	1,638,620	71,071	71,690	12,177.2	15,373	9,269	8,278
<u>New Mexico</u>															
Boles Wells Water System Annex		AF Active	Holloman AFB	2	6,000	0	0	0	0	2,694	7,411	27.2	0	0	0

* US Locations that do not meet criteria of at least ten (10) Acres AND at least \$10M PRV. US Territories and Non-US Locations that do not meet criteria of at least ten (10) Acres OR at least \$10M PRV.

DEPARTMENT OF DEFENSE
Base Structure Report - As of 30 Sept 2009

SITE	BRAC 2005	COMPONENT	NAME NEAREST CITY	BUILDINGS						ACRES OWNED	TOTAL ACRES	PRV (\$M)	MIL	CIV	OTHER
				OWNED		LEASED		OTHER							
				COUNT	SQFT	COUNT	SQFT	COUNT	SQFT						
Cannon AFB		AF Active	Cannon AFB	1,060	4,519,921	0	0	0	0	3,789	4,542	1,469.4	2,166	408	0
Cannon Meadows Housing Area		AF Active	Portales	0	0	151	249,897	0	0	0	39	36.4	0	0	0
Cannon Place Housing Area		AF Active	Clovis	0	0	202	336,765	0	0	0	40	47.0	0	0	0
Fort Bliss AAA Ranges		Army Active	Orogrande	376	1,129,005	0	0	11	3,981	977,394	995,404	780.8	42	42	12
Fort Wingate Depot Activity		Army Active	Fort Wingate	827	1,922,016	0	0	0	0	16,691	16,691	772.4	0	0	16
Holloman AFB		AF Active	Holloman AFB	503	6,052,369	0	0	2	6,717	10,601	53,602	2,442.1	2,046	794	0
Jenkins AFRC	C	Army Reserve	Albuquerque	9	108,772	0	0	0	0	0	12	27.4	412	15	0
Kirtland AFB		AF Active	Kirtland AFB	719	7,270,756	0	0	0	0	25,539	44,072	3,034.0	5,184	1,903	0
Melrose Air Force Range		AF Active	Floyd	12	17,479	0	0	0	0	53,040	81,203	31.5	0	0	0
White Sands Missile Range	R	Army Active	Las Cruces	1,050	4,497,145	0	0	592	964,281	2,293,431	2,293,431	2,778.6	787	1,925	2,743
White Sands NM		Navy Active	White Sands Msl Rge	39	174,856	0	0	1	4,224	0	85	56.6	0	0	0
* OTHER SITE(S) : 30				52	307,604	1	9,262	4	35,571	11,912	12,378	110.4	279	13	0
New Mexico Total:				4,649	26,005,923	354	595,924	610	1,014,774	3,395,090	3,508,909	11,613.6	10,916	5,100	2,771

New York

4th MARDIV Brooklyn NY		MC Reserve	New York City	4	107,942	0	0	0	0	72	72	61.6	755	0	0
Air Force Plant #59		AF Active	Johnson City	4	637,238	0	0	0	0	29	32	181.5	0	0	0
Amityville AFRC	C	Army Reserve	Amityville	7	63,708	0	0	0	0	15	15	17.1	582	3	1
CW2 Kerry P. Hein USARC		Army Reserve	Shoreham	6	46,261	0	0	0	0	23	23	14.3	452	3	0
Ernie Pyle USARC/AMSA #12	R	Army Reserve	New York City	10	296,552	0	0	0	0	36	36	99.7	2,129	82	4
Fort Drum	R	Army Active	Fort Drum	1,144	9,624,434	116	503,958	1,037	5,116,535	107,512	107,519	4,430.8	17,686	1,642	3,172
Fort Hamilton	R	Army Active	New York City	40	700,117	0	0	28	454,259	221	221	384.8	691	231	473
Francis S. Gabreski Airport		AF Guard	Westhampton Beach	0	0	31	335,149	1	1,074	0	89	127.4	1,847	0	0
Hancock Field		AF Guard	North Syracuse	46	495,096	0	0	1	26,000	342	342	218.7	2,100	0	0
Housing Ballston Spa		Navy Active	Saratoga Spgs	61	158,935	0	0	0	0	30	30	22.6	0	0	0
MAJ D W Hollender USARC		Army Reserve	Webster	3	65,495	0	0	0	0	12	12	16.6	263	6	0
MCRC Syracuse		MC Reserve	Syracuse	9	36,622	0	0	0	0	263	264	17.2	147	0	0
Naval Support Unit Saratoga Springs		Navy Active	Saratoga Spgs	29	171,683	1	1,000	0	0	39	61	35.8	1	16	0
NAVSUBASE New London Mitchel Field		Navy Active	Hempstead	4	53,543	0	0	94	369,589	45	45	78.8	0	0	0
NAVSUBASE New London Mitchel Manor 1		Navy Active	Hempstead	0	0	0	0	15	221,845	30	30	33.6	0	0	0
NAVSUBASE New London Mitchel Manor 2		Navy Active	East Meadow	0	0	0	0	9	143,094	37	37	27.4	0	0	0
Neads Unit, Rome		AF Guard	Rome	4	60,228	0	0	0	0	39	39	19.8	0	0	0
Newport Test Annex #2 Transmitter		AF Active	Utica	4	14,247	0	0	0	0	35	41	11.5	0	0	0
NG Rochester CSMS C		Army Guard	Rochester	7	75,405	0	0	0	0	10	10	18.5	0	0	0

* US Locations that do not meet criteria of at least ten (10) Acres AND at least \$10M PRV. US Territories and Non-US Locations that do not meet criteria of at least ten (10) Acres OR at least \$10M PRV.

DEPARTMENT OF DEFENSE
Base Structure Report - As of 30 Sept 2009

SITE	BRAC 2005	COMPONENT	NAME NEAREST CITY	BUILDINGS						ACRES OWNED	TOTAL ACRES	PRV (\$M)	MIL	CIV	OTHER
				OWNED		LEASED		OTHER							
				COUNT	SQFT	COUNT	SQFT	COUNT	SQFT						
NG Youngstown TS		Army Guard	Ransomville	44	66,288	0	0	0	0	860	860	31.9	0	0	0
Niagara Falls		AF Reserve	Niagara Falls	84	933,486	0	0	0	0	548	985	402.9	1,470	175	0
Niagara Falls AFRC	C	Army Reserve	Niagara Falls	13	179,623	0	0	0	0	22	22	37.3	397	21	0
NOSC Rochester NY		Navy Reserve	Rochester	1	42,506	0	0	0	0	10	10	14.4	246	1	0
NUWC Fishers Island		Navy Active	Fishers Island	9	34,821	0	0	0	0	72	78	18.2	0	0	0
NWIRP Bethpage		Navy Active	Bethpage	46	1,275,274	0	0	0	0	105	105	226.5	0	0	0
Orangeburg USARC		Army Reserve	Orangeburg	7	46,334	0	0	0	0	306	306	12.8	332	3	1
Plattsburg AFB		AF Active	Plattsburgh	1,391	5,085,567	0	0	0	0	4,686	4,686	1,694.4	0	4	0
Rome Laboratory		AF Active	Utica	12	1,390,053	0	0	0	0	108	112	386.5	2	0	0
Schenectady MAP (ANG)		AF Guard	Schenectady	38	395,256	0	0	0	0	0	124	145.5	2,121	0	0
Sgt Horace D Bradt USARC		Army Reserve	Schenectady	5	54,334	0	0	0	0	12	12	14.2	467	12	1
SSG Frederick J. III Jr. USARC		Army Reserve	Bullville	6	41,749	0	0	0	0	153	153	13.3	161	2	0
Staten Island USARC		Army Reserve	New York City	5	122,732	0	0	0	0	14	14	41.4	548	29	1
Stewart Annex		Army Active	Holtsville	4	68,493	0	0	0	0	10	10	27.6	11	1	16
Stewart IAP		AF Guard	New Windsor	32	789,332	1	1,038	1	28,799	0	268	468.2	3,244	0	0
Stewart Newburgh USARC	C	Army Reserve	New Windsor	11	183,978	0	0	0	0	40	40	64.1	185	13	0
Verona Defense Fuel Support Point		AF Active	Verona	5	4,806	0	0	0	0	35	35	31.2	0	0	0
Verona Test Annex		AF Active	Vernon	19	62,139	0	0	0	0	494	495	24.3	0	0	0
Watervliet Arsenal	R	Army Active	Troy	65	2,110,956	0	0	0	0	143	143	496.4	178	771	426
West Point Mil Reservation	R	Army Active	West Point	531	7,443,760	1	19,054	426	2,377,424	16,068	16,068	3,473.8	6,033	2,100	2,156
* OTHER SITE(S) : 168				127	1,583,494	182	238,895	220	351,147	1,238	9,581	552.2	5,944	155	8
New York Total:				3,837	34,522,486	332	1,099,094	1,832	9,089,766	133,714	143,024	13,995.0	47,992	5,270	6,259
<u>North Carolina</u>															
ALF Bogue		MC Active	Bogue	19	38,534	0	0	0	0	837	837	32.7	0	0	0
Badin ANGS		AF Guard	Badin	8	46,787	0	0	0	0	0	22	10.0	362	0	0
Camp Dawson		Army Active	Hobucken	8	103,206	0	0	0	0	504	512	24.4	0	0	0
Camp Mackall		Army Active	Pinebluff	64	225,043	0	0	0	0	7,917	63,197	131.3	711	132	176
Charlotte USARC		Army Reserve	Charlotte	8	87,251	0	0	0	0	14	14	19.3	466	8	5
Charlotte/Douglas IAP		AF Guard	Charlotte	29	370,511	0	0	0	0	0	103	154.9	2,026	0	0
Dare County Range		AF Active	Stumpy Point	13	35,510	0	0	0	0	46,595	46,604	25.8	0	0	0
Fort Bragg	R	Army Active	Fort Bragg	1,947	24,712,299	251	406,104	3,398	9,402,338	152,915	152,986	8,713.3	50,703	5,415	11,678
Fort Fisher Recreation Site		AF Active	Kure Beach	55	128,188	0	0	0	0	40	40	30.9	0	0	0
Greater Sandy Run Area (GSRA) Site		MC Active	Camp Lejeune	26	47,155	0	0	0	0	40,126	40,564	136.5	0	0	0
Greenville USARC		Army Reserve	Greenville	5	114,050	0	0	0	0	15	15	25.3	0	0	0
Harvey Point NC		Navy Active	Hertford	21	39,729	0	0	0	0	1,675	1,791	40.6	0	0	0

* US Locations that do not meet criteria of at least ten (10) Acres AND at least \$10M PRV. US Territories and Non-US Locations that do not meet criteria of at least ten (10) Acres OR at least \$10M PRV.

DEPARTMENT OF DEFENSE
Base Structure Report - As of 30 Sept 2009

SITE	BRAC 2005	COMPONENT	NAME NEAREST CITY	BUILDINGS						ACRES OWNED	TOTAL ACRES	PRV (\$M)	MIL	CIV	OTHER
				OWNED		LEASED		OTHER							
				COUNT	SQFT	COUNT	SQFT	COUNT	SQFT						
MCAS Cherry Point		MC Active	Cherry Point	489	6,597,461	5	52,518	1,137	2,597,179	13,296	13,353	3,302.2	9,807	5,553	816
MCB Camp Lejeune		MC Active	Camp Lejeune	1,169	12,909,452	1	8,000	1,613	2,753,451	82,720	87,391	5,786.5	44,240	5,862	0
MCB Camp Lejeune Oak Grove		MC Active	Pollocksville	2	5,250	0	0	0	0	976	976	30.5	0	0	0
MCB Camp Lejeune West Site		MC Active	Camp Lejeune	620	4,004,858	0	0	399	510,729	2,773	3,728	1,892.4	5,832	196	0
Military Ocean Tml Sunny Point		Army Active	Southport	85	255,942	0	0	0	0	16,318	16,318	561.4	36	283	227
Morehead City USARC/AMSA #128		Army Reserve	Morehead City	4	38,594	0	0	0	0	24	24	10.2	52	14	0
NOSC Greensboro NC		Navy Reserve	Greensboro	4	70,202	0	0	0	0	10	10	16.5	592	2	0
OLF Atlantic		MC Active	Bogue	8	9,479	0	0	0	0	3,642	3,647	54.5	0	0	0
Point Of Marsh Target		MC Active	Atlantic	7	17,578	0	0	0	0	12,460	12,460	13.0	0	0	0
Pope AFB	R	AF Active	Spring Lake	216	2,551,852	0	0	1	3,600	213	1,774	1,050.0	2,900	397	0
Pope AFB Munitions Storage Area	R	AF Active	Spring Lake	14	48,898	0	0	0	0	0	173	12.3	0	0	0
Seymour Johnson AFB		AF Active	Seymour Johnson AFB	1,034	4,882,091	0	0	0	0	3,232	4,118	1,376.0	4,320	409	0
Stanly County Airport		AF Guard	New London	32	118,304	0	0	0	0	0	114	78.0	304	5	0
* OTHER SITE(S) : 84				279	2,154,833	10	147,972	1,129	4,245,317	1,647	1,256,241	1,401.5	3,135	136	41
North Carolina Total:				6,166	59,613,058	267	614,594	7,677	19,512,614	387,948	1,707,012	24,930.1	125,486	18,412	12,943
North Dakota															
Cavalier AS		AF Active	Mountain	31	410,639	0	0	0	0	278	295	145.2	22	6	0
Defense Fuel Support Point		AF Active	Grand Forks	4	2,853	0	0	0	0	11	28	66.6	0	0	0
Grand Forks AFB	R	AF Active	Grand Forks AFB	811	5,771,194	0	0	0	0	4,830	5,420	1,684.4	2,166	377	0
Hector IAP		AF Guard	Fargo	33	396,942	0	0	0	0	0	250	146.9	1,649	0	0
Lewis and Clark USARC		Army Reserve	Bismarck	7	47,471	0	0	0	0	10	10	11.0	139	17	0
Mickelsen Stanley R SFG MSR		Army Reserve	Nekoma	12	276,862	0	0	0	0	631	631	99.3	0	0	0
Mickelsen Stanley R SFG RSL 3		Army Reserve	Mountain	1	12,832	0	0	0	0	333	333	11.0	0	0	0
Mickelsen Stanley R SFG RSL 4		Army Reserve	Fairdale	1	13,150	0	0	0	0	318	318	10.1	0	0	0
Minot AFB		AF Active	Minot AFB	1,170	7,583,891	0	0	0	0	4,965	5,616	2,244.0	4,745	605	0
NG Grand Forks Armory		Army Guard	Grand Forks	1	82,365	0	0	0	0	0	11	20.5	347	1	5
NG Minot AFRC		Army Guard	Minot	1	121,697	0	0	0	0	20	20	34.1	175	0	5
* OTHER SITE(S) : 220				379	322,666	2	8,743	1	11,300	3,554	24,753	1,209.7	264	6	13
North Dakota Total:				2,451	15,042,562	2	8,743	1	11,300	14,950	37,685	5,682.7	9,507	1,012	23
Northern Mariana Islands															
Farrallon De Medinilla		Navy Active	Saipan, Mariana Isl	0	0	0	0	0	0	0	206		0	0	0
NAVBASE Guam Saipan		Navy Active	Saipan, Mariana Isl	0	0	0	0	0	0	0	177		0	0	0
NAVBASE Guam Tinian		Navy Active	Tinian, Mariana Isl	0	0	0	0	0	0	0	15,347		0	0	0

* US Locations that do not meet criteria of at least ten (10) Acres AND at least \$10M PRV. US Territories and Non-US Locations that do not meet criteria of at least ten (10) Acres OR at least \$10M PRV.

DEPARTMENT OF DEFENSE
Base Structure Report - As of 30 Sept 2009

SITE	BRAC 2005	COMPONENT	NAME NEAREST CITY	BUILDINGS						ACRES OWNED	TOTAL ACRES	PRV (\$M)	MIL	CIV	OTHER
				OWNED		LEASED		OTHER							
				COUNT	SQFT	COUNT	SQFT	COUNT	SQFT						
* OTHER SITE(S) : 1				7	7,931	0	0	0	0	5	5	3.7	109	1	6
Northern Mariana Islands Total:				7	7,931	0	0	0	0	5	15,735	3.7	109	1	6
Ohio															
(Cooney USARC/AMSA #165 S-S)		Army Reserve	Milan	3	19,700	0	0	0	0	10	10	12.2	66	1	0
83rd Div Memorial USARC/AMSA		Army Reserve	Columbus	3	156,017	0	0	0	0	20	20	32.2	728	46	12
Blue Ash ANG		AF Guard	Blue Ash	14	50,803	0	0	0	0	0	12	14.9	323	0	0
Bratenahl		Navy Active	Cleveland	9	73,260	0	0	0	0	27	31	21.8	0	0	0
Camp Perry (ANG)		AF Guard	Port Clinton	11	65,022	5	37,245	0	0	0	59	20.9	408	0	0
Cincinnati Defense Fuel Support Point		AF Active	Cincinnati	6	3,963	0	0	0	0	64	67	56.2	0	0	0
Defense Supply Center Columbus		Army Active	Columbus	45	4,550,397	0	0	0	0	529	529	834.9	12	0	36
Fort Hayes Memorial USARC	C	Army Reserve	Columbus	3	49,281	0	0	0	0	11	11	13.4	321	5	0
Kings Mills Memorial USARC		Army Reserve	Maineville	7	97,696	0	0	0	0	19	19	18.3	68	2	1
Mansfield Lahm MAP		AF Guard	Mansfield	29	287,704	0	0	1	4,800	0	290	101.8	1,914	0	0
MCRC Brook Park		MC Reserve	Brook Park	5	63,486	0	0	0	0	11	11	14.9	190	0	0
NG Camp Sherman TS		Army Guard	Chillicothe	9	55,129	0	0	1	191	463	463	14.9	165	1	4
NG Defense Supply Center Columbus ARNG Support Center		Army Guard	Columbus	1	55,022	0	0	0	0	40	40	12.1	0	99	0
NG McConnelsville TS		Army Guard	McConnelsville	10	187,151	0	0	0	0	444	444	39.2	378	11	6
NG Rickenbacker (MTA)	R	Army Guard	Columbus	27	337,366	0	0	0	0	126	126	116.4	799	15	69
NOSC Columbus		Navy Reserve	Columbus	12	132,626	0	0	0	0	24	24	39.5	756	4	0
NOSC Toledo Oh		Navy Reserve	Toledo	3	52,591	0	0	0	0	14	14	14.1	271	1	0
Pfc Devin J. Grella USARC/AMSA 3		Army Reserve	North Canton	3	66,263	0	0	0	0	10	10	16.4	338	4	0
Ravenna AAP		Army Active	Ravenna	28	184,374	0	0	0	0	1,280	1,280	70.2	0	0	31
Ravenna Training and Log Site		Army Guard	Newton Falls	853	3,287,450	0	0	14	101,905	20,140	20,140	965.5	322	18	10
Rickenbacker IAP (ANG)		AF Guard	Lockbourne	22	455,275	0	0	0	0	1,036	1,036	271.9	2,207	1	0
Rickenbacker USARC		Army Reserve	Columbus	1	114,072	0	0	0	0	24	28	25.1	242	5	1
Springfield Beckley MAP		AF Guard	Springfield	34	388,142	0	0	0	0	0	157	131.5	1,674	11	0
Taylor Station Road USARC		Army Reserve	Blacklick	3	79,980	0	0	0	0	10	10	15.8	503	9	3
Toledo Area USAR		Army Reserve	Monclova	2	71,671	0	0	0	0	0	52	16.6	199	27	0
Toledo/Exp Airport		AF Guard	Swanton	35	332,427	0	0	0	0	0	135	113.9	1,939	0	0
Twinsburg USARC/AMSA #123		Army Reserve	Twinsburg	2	113,167	0	0	0	0	24	24	27.3	642	33	0
US Army Joint Sys Mfg Ctr Lima	R	Army Active	Lima	37	1,619,862	0	0	0	0	369	370	311.2	4	3	841
Wright-Patterson AFB		AF Active	Wright-Patterson AFB	773	16,562,393	0	0	3	175,837	3,912	8,189	5,799.2	4,405	9,978	0
Youngstown Joint ARS		AF Reserve	Vienna	64	669,162	0	0	0	0	230	659	220.1	45	175	0

* US Locations that do not meet criteria of at least ten (10) Acres AND at least \$10M PRV. US Territories and Non-US Locations that do not meet criteria of at least ten (10) Acres OR at least \$10M PRV.

DEPARTMENT OF DEFENSE
Base Structure Report - As of 30 Sept 2009

SITE	BRAC 2005	COMPONENT	NAME NEAREST CITY	BUILDINGS						ACRES OWNED	TOTAL ACRES	PRV (\$M)	MIL	CIV	OTHER
				OWNED		LEASED		OTHER							
				COUNT	SQFT	COUNT	SQFT	COUNT	SQFT						
* OTHER SITE(S) : 43				88	729,291	3	6,000	2	28,860	306	731	184.5	3,365	118	26
Ohio Total:				2,142	30,910,743	8	43,245	21	311,593	29,143	34,990	9,546.9	22,284	10,567	1,040
Oklahoma															
Altus AFB		AF Active	Altus	161	2,670,025	0	0	0	0	4,087	7,054	1,325.9	1,404	1,193	0
Camp Gruber		Army Guard	Braggs	171	444,116	0	0	3	1,043	33,027	33,027	213.7	80	0	28
Fort Sill	R	Army Active	Fort Sill	1,943	14,314,275	0	0	50	187,557	93,829	93,831	3,907.5	20,741	2,357	5,410
Kegelman Air Force Auxiliary Field		AF Active	Cherokee	7	9,457	0	0	0	0	1,066	1,284	41.1	0	0	0
McAlester AAP	R	Army Active	Mcalester	2,185	9,698,315	0	0	0	0	44,962	44,964	3,022.2	30	1,662	880
NG Regional Trng Inst		Army Guard	Oklahoma City	8	228,598	0	0	0	0	33	33	49.2	345	3	7
NOSC Tulsa OK		Navy Reserve	Broken Arrow	2	63,644	0	0	0	0	11	11	14.7	454	2	0
Tinker Aerospace Complex		AF Active	Oklahoma City	0	0	10	4,017,765	0	0	0	407	82.9	0	0	0
Tinker AFB		AF Active	Oklahoma City	422	14,573,142	0	0	0	0	3,867	4,922	4,186.1	5,767	12,683	0
Tinker Support Annex		AF Active	Oklahoma City	26	171,580	0	0	0	0	89	133	54.4	0	0	0
Tulsa IAP		AF Guard	Tulsa	41	371,118	0	0	0	0	0	80	115.7	2,168	0	0
Twaddle AFRC	C	Army Reserve	Oklahoma City	9	151,031	0	0	0	0	26	26	34.9	551	1	3
Vance AFB		AF Active	Enid	129	1,382,976	0	0	0	0	1,829	3,738	635.5	666	160	0
Will Rogers World Airport	R	AF Guard	Oklahoma City	32	373,150	0	0	1	128	0	133	110.0	1,431	47	0
* OTHER SITE(S) : 36				61	424,126	9	55,657	0	0	1,005	1,095	116.5	1,691	49	1
Oklahoma Total:				5,197	44,875,553	19	4,073,422	54	188,728	183,831	190,738	13,910.3	35,328	18,157	6,329
Oregon															
Christmas Valley Radar Site		AF Active	Christmas Valley	4	45,846	0	0	0	0	0	2,656	30.2	0	0	0
Klamath Falls Airport-Kingsley Field (ANG)		AF Guard	Klamath Falls	64	453,659	0	0	0	0	55	1,022	177.0	1,665	8	0
Naval Weapons Systems Training Facility Boardman		Navy Active	Boardman	3	6,726	0	0	0	0	56,543	62,871	26.2	0	0	0
NG Bend Cotef		Army Guard	Bend	5	83,492	0	0	0	0	160	160	20.5	0	0	52
NOSC Portland		Navy Reserve	Portland	5	68,227	0	0	1	747	14	14	24.6	556	0	0
Portland IAP		AF Guard	Portland	66	727,057	0	0	0	0	0	246	276.7	2,081	17	0
Umatilla Chem Depot	C	Army Active	Hermiston	1,212	3,594,294	0	0	0	0	19,729	19,729	1,534.4	8	481	830
* OTHER SITE(S) : 20				56	311,107	2	684	14	31,167	652	44,695	106.3	996	10	7
Oregon Total:				1,415	5,290,408	2	684	15	31,914	77,153	131,393	2,195.8	5,306	516	889
Pennsylvania															
Bristol Veterans Mem USARC		Army Reserve	Bristol	3	41,749	0	0	0	0	16	16	12.6	21	0	0
Carlisle Barracks		Army Active	Carlisle	93	1,056,487	0	0	177	668,115	454	454	436.2	704	624	803

* US Locations that do not meet criteria of at least ten (10) Acres AND at least \$10M PRV. US Territories and Non-US Locations that do not meet criteria of at least ten (10) Acres OR at least \$10M PRV.

DEPARTMENT OF DEFENSE
Base Structure Report - As of 30 Sept 2009

SITE	BRAC 2005	COMPONENT	NAME NEAREST CITY	BUILDINGS						ACRES OWNED	TOTAL ACRES	PRV (\$M)	MIL	CIV	OTHER
				OWNED		LEASED		OTHER							
				COUNT	SQFT	COUNT	SQFT	COUNT	SQFT						
Chap L J Sabalis Mem USARC		Army Reserve	Wilkes Barre	3	50,993	0	0	0	0	20	20	12.5	351	15	0
Charles E Kelly Support Facility	C	Army Reserve	Oakdale	46	244,827	0	0	0	0	125	125	55.6	227	53	59
CSO Philadelphia PA NH		Navy Active	Philadelphia	49	625,388	0	0	0	0	49	49	215.9	0	195	0
CSO Warminster NAWC-AD		Navy Active	Warminster	61	556,060	0	0	0	0	461	542	537.9	0	0	0
Defense Distribution Depot Susq	R	Army Active	New Cumberland	125	6,598,825	0	0	0	0	848	854	1,135.6	1,100	289	153
ECS / AMSA #103 (G)		Army Reserve	Conneaut Lake	2	56,181	0	0	0	0	11	11	15.9	0	45	0
Edgemont USARC / AMSA #31 (G)		Army Reserve	Edgemont	5	62,376	0	0	0	0	49	49	23.1	590	19	0
Erie County USARC		Army Reserve	Fairview	3	43,378	0	0	0	0	0	15	18.6	182	5	0
Finleyville NIKE-PI-43		Army Reserve	Finleyville	13	44,752	0	0	0	0	128	128	12.2	0	0	0
Fort Indiantown Gap		Army Guard	Annville	742	3,823,168	0	0	4	14,619	17,222	17,222	1,085.0	3,124	865	720
Fort Indiantown Gap AGS		AF Guard	Annville	60	204,294	0	0	0	0	0	190	55.6	1,137	0	0
Greencastle USARC / AMSA #113		Army Reserve	Greencastle	5	39,360	0	0	0	0	27	31	11.0	0	12	0
Harrisburg IAP (ANG)		AF Guard	Middletown	33	293,409	1	15,077	0	0	0	42	94.4	1,802	7	0
Johnstown Aviation Support Fac		Army Reserve	Johnstown	9	223,997	0	0	0	0	0	126	87.7	21	0	0
Letterkenny Army Depot	R	Army Active	Chambersburg	1,333	5,345,925	9	252,434	1	3,740	18,660	18,668	1,700.0	12	1,708	1,647
NAS JRB Willow Grove	C	Navy Reserve	Willow Grove	120	830,091	0	0	0	0	884	967	503.7	3,583	2,389	0
Neville Island Mnt Support Facility		Army Reserve	Pittsburgh	17	54,014	0	0	0	0	15	15	11.8	0	0	0
NG Fort Mifflin		Army Guard	Philadelphia	9	60,361	0	0	0	0	27	27	13.1	0	6	3
North Penn USARC	C	Army Reserve	Norristown	7	54,817	0	0	0	0	20	20	16.1	139	4	0
NOSC Pittsburgh		Navy Reserve	Pittsburgh	3	65,335	0	0	0	0	13	13	15.3	447	2	0
NSA Mechanicsburg		Navy Active	Mechanicsburg	143	7,952,713	2	1,100	0	0	818	818	1,324.7	0	1,623	0
NSA Mechanicsburg Det Philadelphia Annex PNBC		Navy Active	Philadelphia	51	1,838,160	0	0	0	0	262	262	1,010.9	0	2,318	0
NSA Mechanicsburg Det Philadelphia PA		Navy Active	Philadelphia	44	1,881,103	0	0	0	0	134	134	620.5	0	0	0
Pittsburgh IAP (ANG)		AF Guard	Coraopolis	32	418,770	0	0	0	0	0	179	154.8	2,195	0	0
Pittsburgh IAP (ARS)		AF Reserve	Pittsburg	54	527,180	0	0	1	3,620	12	181	156.5	46	120	0
Raven Rock Site		WHS	Fairfield	61	630,686	0	0	0	0	716	716	201.5	0	0	0
Scranton AAP		Army Active	Scranton	7	386,157	0	0	0	0	15	15	120.1	0	8	292
State College AGS		AF Guard	State College	5	44,221	0	0	0	0	0	29	13.9	172	0	0
T/Sgt Vernon McGarity USARC	R	Army Reserve	Coraopolis	3	151,981	0	0	0	0	3	38	39.7	702	47	0
Tobyhanna Army Depot	R	Army Active	Tobyhanna	142	4,537,490	0	0	0	0	1,291	1,296	1,177.9	233	4,025	1,470
Willow Grove JRB		AF Guard	Horsham	53	634,523	0	0	0	0	162	170	247.0	2,110	0	0
* OTHER SITE(S) : 105				223	2,074,245	30	327,709	1	1,064	1,060	1,786	602.7	7,965	204	2
Pennsylvania Total:				3,559	41,453,016	42	596,320	184	691,158	43,502	45,209	11,739.9	26,863	14,583	5,149

* US Locations that do not meet criteria of at least ten (10) Acres AND at least \$10M PRV. US Territories and Non-US Locations that do not meet criteria of at least ten (10) Acres OR at least \$10M PRV.

DEPARTMENT OF DEFENSE
Base Structure Report - As of 30 Sept 2009

SITE	BRAC 2005	COMPONENT	NAME NEAREST CITY	BUILDINGS						ACRES OWNED	TOTAL ACRES	PRV (\$M)	MIL	CIV	OTHER
				OWNED		LEASED		OTHER							
				COUNT	SQFT	COUNT	SQFT	COUNT	SQFT						
Puerto Rico															
AMSA #161 (G)		Army Reserve	Fort Buchanan, Catano	2	45,614	0	0	0	0	7	7	14.6	0	0	15
Cabeza De Perro		Navy Active	Ceiba, Ceiba	0	0	0	0	0	0	29	29		0	0	0
Cpt E. Rubio Jr./Puerto Nuevo	R	Army Reserve	Puerto Nuevo	7	88,633	0	0	0	0	63	63	31.1	710	6	0
Fort Allen Puerto Rico		Navy Active	Juana Diaz	2	3,652	0	0	0	0	0	117	2.9	0	0	0
Fort Buchanan	R	Army Reserve	Fort Buchanan, Catano	337	1,884,601	0	0	5	23,291	1,321	1,321	613.5	2,203	577	1,385
Isabela N00207-AB		AF Active	Isabela	7	36,364	0	0	0	0	413	413	20.5	0	0	0
Lajas Radar Site (TARS #16)		AF Active	Lajas	7	10,064	0	0	0	0	0	23	10.3	0	0	0
Low Frequency Transmitter Site Aguada		Navy Active	Aguada	2	12,978	0	0	0	0	388	388	9.8	0	0	0
LTC H.G. Pesquera/Fort Allen		Army Reserve	Fort Buchanan, Catano	5	109,871	0	0	0	0	40	40	35.1	544	7	4
Luis Munoz Marin IAP		AF Guard	Carolina	40	351,513	0	0	0	0	0	95	157.5	1,666	0	0
MCRC San Juan Puerto Rico		MC Reserve	San Juan	4	101,346	0	0	0	0	23	23	52.3	0	0	0
MTA Camp Santiago Rq 577		Army Guard	Salinas, Salinas	364	852,561	0	0	0	0	11,930	11,930	291.0	382	1	92
Naval Activity Puerto Rico		Navy Active	Roosevelt, San Juan	1,237	4,283,019	0	0	1	52,255	8,193	8,239	1,914.8	76	68	0
NG Fort Allen		Army Guard	Juana Diaz	104	368,952	0	0	0	0	776	776	143.0	1,456	59	0
NSGA Sabana Seca PR		Navy Active	Sabana Seca, Manati	164	426,442	0	0	0	0	2,778	2,927	190.9	0	1	0
Pico Del Este - AFWTF		Navy Active	Naguabo	9	18,714	0	0	0	0	0	0	16.3	0	0	0
Pineros Island		Navy Active	Ceiba, Ceiba	0	0	0	0	0	0	325	325		0	0	0
Punta Borinquen Radar Site		AF Guard	Aguadilla	10	53,235	0	0	0	0	6	6	20.7	0	0	0
Punta Salinas Radar Site		AF Guard	Catano, Catano	17	52,202	0	0	0	0	30	30	22.2	39	0	0
Ramey AF Solar Observatory Research Site		AF Active	Aguadilla	6	6,196	0	0	0	0	74	81	2.3	0	0	0
Ramey USARC/Aquadilla	R	Army Reserve	Aguadilla	5	67,490	0	0	0	0	59	59	20.0	648	11	0
Roosevelt Rds Nav Sta USARC		Army Reserve	Roosevelt Ros Naval Sta	4	47,718	0	0	0	0	0	0	14.6	592	9	0
Salinas N00207-JA		AF Active	Salinas, Salinas	1	6,387	0	0	0	0	249	249	5.1	0	0	0
Vieques West		Navy Active	Vieques, Vieques	0	0	0	0	0	0	122	122		0	0	0
Vieques West Puerto Rico		Navy Active	Vieques, Vieques	1	3,580	0	0	0	0	386	386	3.7	0	0	0
* OTHER SITE(S) : 8				21	101,934	0	0	1	5,096	19	19	35.4	998	12	0
Puerto Rico Total:				2,356	8,933,066	0	0	7	80,642	27,234	27,672	3,627.8	9,314	751	1,496
Rhode Island															
Coventry ANGTS		AF Guard	Coventry	13	55,839	0	0	0	0	18	18	16.6	0	0	0
CSO Davisville CBC		Navy Active	Davisville	161	2,621,584	0	0	0	0	910	910	661.9	0	0	0
Davisville Family Housing		Army Reserve	North Kingstown	21	106,278	0	0	0	0	14	14	16.1	0	0	0
Fort Adams RI		Navy Active	Newport	24	97,865	0	0	0	0	24	24	20.7	0	0	0
Gould Island RI		Navy Active	Jamestown	1	27,945	0	0	0	0	13	13	13.3	0	0	0

* US Locations that do not meet criteria of at least ten (10) Acres AND at least \$10M PRV. US Territories and Non-US Locations that do not meet criteria of at least ten (10) Acres OR at least \$10M PRV.

DEPARTMENT OF DEFENSE
Base Structure Report - As of 30 Sept 2009

SITE	BRAC 2005	COMPONENT	NAME NEAREST CITY	BUILDINGS						ACRES OWNED	TOTAL ACRES	PRV (\$M)	MIL	CIV	OTHER
				OWNED		LEASED		OTHER							
				COUNT	SQFT	COUNT	SQFT	COUNT	SQFT						
NG Camp Fogarty TS		Army Guard	East Greenwich	34	251,465	0	0	0	0	374	374	85.0	569	6	21
North Smithfield ANGS		AF Guard	Slatersville	8	63,810	0	0	0	0	24	34	19.2	424	0	0
NS Newport		Navy Active	Newport	261	4,273,384	1	100	0	0	1,350	1,352	2,011.0	3,225	3,552	0
NS Newport Melville		Navy Active	Portsmouth	37	82,909	0	0	0	0	0	24	170.4	0	0	0
Quonset State Airport		AF Guard	North Kingstown	33	484,724	0	0	1	1,762	0	103	178.1	1,625	0	0
* OTHER SITE(S) : 19				573	2,283,046	4	5,281	0	0	147	152	496.9	963	40	5
Rhode Island Total:				1,166	10,348,849	5	5,381	1	1,762	2,874	3,018	3,689.1	6,806	3,598	26
South Carolina															
1Lt Thomas Kukowski USARC		Army Reserve	Greenville	3	31,402	2	20,158	0	0	3	18	11.2	556	23	1
Charleston AFB		AF Active	Charleston	538	3,835,965	0	0	0	0	3,118	3,877	1,287.6	3,570	730	0
Charleston Defense Fuel Support Point		AF Active	Hanahan	7	5,223	0	0	0	0	44	56	110.8	0	0	0
Fort Jackson	R	Army Active	Columbia	908	9,317,430	0	0	21	27,220	52,303	52,303	2,392.2	29,060	2,082	3,725
Hunley Park Military FH		AF Active	North Charleston	131	393,632	0	0	0	0	271	271	65.3	0	0	0
MCAS Beaufort		MC Active	Beaufort	279	2,267,339	1	100	295	543,641	5,618	6,193	1,345.5	0	755	0
MCAS Beaufort LB Housing		MC Active	Laurel Bay	14	99,928	0	0	1,102	1,471,350	1,077	1,077	284.2	0	0	0
McEntire Joint NGB		AF Guard	Eastover	85	716,845	0	0	0	0	2,344	2,473	270.6	2,567	4	0
MCRD Beaufort Parris Island		MC Active	Parris Island	312	3,437,423	0	0	189	504,173	8,047	8,080	1,333.4	5,798	910	0
Myrtle Beach AFB		AF Active	Myrtle Beach	89	475,603	0	0	0	0	1,876	2,106	202.3	0	0	0
N Charleston USARC/AMSA #121		Army Reserve	Charleston	3	77,379	0	0	0	0	16	16	17.4	0	0	0
Naval Health Clinic Charleston		Navy Active	Charleston	3	395,886	0	0	0	0	23	24	115.1	349	159	0
NAVHOSP Beaufort		Navy Active	Beaufort	20	449,797	1	64	0	0	126	127	160.9	773	293	0
NG MTA Clarks Hill Reservation		Army Guard	Plum Branch	33	39,016	0	0	0	0	871	871	14.3	0	0	4
North Air Force Auxiliary Field		AF Active	North Charleston	5	29,195	0	0	0	0	2,279	2,393	69.2	0	11	0
NWS Charleston	R	Navy Active	Goose Creek	589	4,330,149	0	0	592	2,069,990	15,420	17,011	1,917.5	6,803	3,608	0
NWS Charleston North Yard	R	Navy Active	North Charleston	11	273,965	0	0	0	0	21	21	68.0	0	0	0
NWS Charleston Short Stay	R	Navy Active	Moncks Corner	44	57,968	0	0	0	0	0	57	14.1	0	0	0
Shaw AFB		AF Active	Shaw AFB	910	4,862,050	0	0	0	0	3,330	3,416	1,287.8	4,538	581	0
* OTHER SITE(S) : 44				113	441,794	5	163,188	41	130,394	12,920	13,067	251.2	2,271	52	1
South Carolina Total:				4,097	31,537,989	9	183,510	2,240	4,746,768	109,705	113,458	11,218.4	56,285	9,208	3,731
South Dakota															
Dakota Ridge FH Annex		AF Active	Rapid City	0	0	199	418,460	0	0	0	50	59.1	0	0	0
Ellsworth AFB		AF Active	Ellsworth AFB	385	4,269,961	251	1,177,843	0	0	4,693	5,328	1,854.8	3,206	536	0
Ellsworth AFB Site # 2		AF Active	Box Elder	116	672,164	0	0	0	0	716	904	357.9	0	0	0
Joe Foss Field		AF Guard	Sioux Falls	37	438,066	0	0	0	0	0	217	146.0	1,836	0	0

* US Locations that do not meet criteria of at least ten (10) Acres AND at least \$10M PRV. US Territories and Non-US Locations that do not meet criteria of at least ten (10) Acres OR at least \$10M PRV.

DEPARTMENT OF DEFENSE
Base Structure Report - As of 30 Sept 2009

SITE	BRAC 2005	COMPONENT	NAME NEAREST CITY	BUILDINGS						ACRES OWNED	TOTAL ACRES	PRV (\$M)	MIL	CIV	OTHER
				OWNED		LEASED		OTHER							
				COUNT	SQFT	COUNT	SQFT	COUNT	SQFT						
MSG Woodrow Wilson Keeble AFRC		Army Reserve	Sioux Falls	3	49,130	0	0	0	0	11	11	11.9	262	2	0
* OTHER SITE(S) : 28				10	55,416	1	1,000	3	24,211	2,508	4,148	22.3	108	0	0
South Dakota Total:				551	5,484,737	451	1,597,303	3	24,211	7,929	10,658	2,451.9	5,412	538	0
Tennessee															
Arnold AS		AF Active	Manchester	323	2,821,792	0	0	2	372	39,080	39,081	6,470.3	58	194	0
CSM Paul B. Huff USARC		Army Reserve	Nashville	3	48,958	0	0	0	0	15	15	10.4	85	8	1
Fort Campbell TN		Army Active	Fort Campbell	654	6,223,848	0	0	857	2,390,633	68,260	68,260	2,734.4	0	15	0
Hewgley USARC		Army Reserve	Knoxville	2	52,500	0	0	0	0	10	10	11.3	505	26	0
Holston AAP	R	Army Active	Kingsport	440	2,458,604	0	0	2	18,300	6,117	6,117	743.0	1	18	716
Lyell AFRC/AMSA #153(G)		Army Reserve	Nashville	8	103,472	0	0	0	0	14	14	21.7	931	35	2
McGhee Tyson Airport		AF Guard	Louisville	74	767,762	0	0	0	0	0	346	226.4	2,028	15	0
Memphis IAP		AF Guard	Memphis	30	353,123	1	9,600	1	56,100	0	221	133.2	1,879	0	0
Milan AAP	R	Army Active	Milan	1,401	3,646,670	0	0	0	0	22,357	22,357	1,295.8	1	20	677
Nashville IAP		AF Guard	Nashville	36	433,240	0	0	0	0	0	90	125.4	1,998	0	0
NG VTS Milan		Army Guard	Milan	73	238,513	0	0	1	1	2,568	2,568	58.7	74	17	5
NG VTS Smyrna		Army Guard	Smyrna	49	443,049	0	0	12	109,450	830	830	147.8	1,307	123	76
NG VTS Tullahoma		Army Guard	Tullahoma	38	56,928	0	0	2	2,561	6,131	6,131	38.4	15	2	6
NOSC Knoxville		Navy Reserve	Knoxville	4	47,309	0	0	0	0	11	11	10.4	379	1	0
NSA Midsouth Memphis		Navy Active	Millington	142	2,273,330	23	37,050	296	579,298	1,475	1,871	729.8	4,241	1,721	0
NSA Millington USARC		Army Reserve	Millington	8	129,182	0	0	0	0	20	20	26.7	892	15	3
NSWC Carderock Div		Navy Active	Memphis	3	322,397	0	0	0	0	61	147	115.0	0	0	0
Volunteer AAP		Army Active	Chattanooga	3	55,191	0	0	0	0	249	249	31.8	0	0	0
* OTHER SITE(S) : 27				106	4,225,343	4	9,365	0	0	379	684	616.8	1,864	43	2
Tennessee Total:				3,397	24,701,211	28	56,015	1,173	3,156,715	147,576	149,021	13,547.4	16,258	2,253	1,488
Texas															
Air Force Plant 4		AF Active	Fort Worth	73	5,559,962	0	0	0	0	636	727	1,253.8	10	7	0
ALF Cabaniss		Navy Active	Corpus Christi	3	4,080	0	0	0	0	931	953	63.9	0	0	0
ALF Orange		Navy Active	Orange Grove	17	16,026	0	0	0	0	1,596	1,596	115.4	0	0	0
ALF Waldron		Navy Active	Corpus Christi	2	4,000	0	0	0	0	901	903	63.3	0	0	0
Austin Memorial AFRC		Army Reserve	Austin	3	72,525	0	0	0	0	11	13	16.3	447	30	0
Brooks AFB	C	AF Active	Brooks AFB	0	0	111	1,651,341	0	0	0	280	487.7	723	1,242	0
Camp Bullis		Army Active	San Antonio	255	397,057	0	0	9	105,426	27,993	27,993	170.8	766	35	68
Camp Bullis Training Annex		AF Active	San Antonio	14	122,954	0	0	2	4,605	27	47	36.6	38	0	0
Camp Swift		Army Guard	Bastrop	107	339,086	0	0	0	0	11,715	11,715	111.3	161	6	5

* US Locations that do not meet criteria of at least ten (10) Acres AND at least \$10M PRV. US Territories and Non-US Locations that do not meet criteria of at least ten (10) Acres OR at least \$10M PRV.

DEPARTMENT OF DEFENSE
Base Structure Report - As of 30 Sept 2009

SITE	BRAC 2005	NAME NEAREST CITY	BUILDINGS						ACRES OWNED	TOTAL ACRES	PRV (\$M)	MIL	CIV	OTHER
			OWNED		LEASED		OTHER							
			COUNT	SQFT	COUNT	SQFT	COUNT	SQFT						
Conroe USARC/ASF 62		Army Reserve Conroe	9	115,687	0	0	0	0	0	44	41.0	597	79	0
Corpus Christi #2 AFRC		Army Reserve Corpus Christi	4	71,635	0	0	0	0	142	142	15.1	74	1	0
Dixie Target Range		Navy Active Seven Sisters	7	16,374	0	0	0	0	6,761	7,825	48.5	0	0	0
Dyess AFB		AF Active Abilene	740	4,551,956	0	0	0	0	3,120	6,320	1,740.8	5,035	386	0
Eldorado AFS		AF Active El Dorado AFS	6	114,357	0	0	0	0	119	128	35.9	0	0	0
Ellington Field		AF Guard Ellington Field	55	540,443	0	0	0	0	213	213	149.3	1,639	0	0
Ellington Field AFRC		Army Reserve Houston	1	172,919	0	0	0	0	42	42	36.4	0	0	0
Fort Bliss	R	Army Active El Paso	907	13,582,480	300	556,313	2,731	6,465,630	122,127	122,127	5,719.0	21,013	2,420	7,114
Fort Bliss ANGS		AF Guard Fort Bliss	4	60,786	0	0	0	0	0	12	15.4	0	0	0
Fort Hood	R	Army Active Killeen	1,907	20,125,088	319	1,060,974	3,255	11,181,488	209,604	214,895	7,860.4	47,480	3,809	13,408
Fort Sam Houston	R	Army Active San Antonio	384	9,621,263	6	387,730	1,041	2,764,836	3,182	3,182	3,107.5	15,662	5,024	5,980
Fort Wolters		Army Guard Mineral Wells	60	116,650	0	0	3	3,540	3,990	3,990	73.6	40	7	12
Goodfellow AFB		AF Active San Aangelo	151	2,260,747	0	0	0	0	1,183	1,218	647.9	1,236	569	0
Grand Prairie Reserve Complex		Army Reserve Grand Prairie	32	422,864	0	0	0	0	68	68	94.6	1,566	26	1
Hensley Field AGS		AF Guard Dallas	0	0	7	62,907	0	0	0	23	15.1	71	0	0
Hondo MAP		AF Active Hondo	8	2,724	1	33,800	0	0	0	862	135.8	0	0	0
Houston USARC #2	C	Army Reserve Houston	7	76,661	0	0	0	0	12	12	16.0	565	35	0
Kelly AFB		AF Active San Antonio	208	8,458,555	93	2,437,892	0	0	435	435	2,272.8	184	139	0
Kelly Field Annex		AF Active San Antonio	134	2,226,242	0	0	0	0	2,210	2,776	827.8	1,537	0	0
Lackland AFB		AF Active San Antonio	425	9,983,687	0	0	2	18,000	2,713	2,720	2,952.9	8,409	4,507	0
Lackland Training Annex		AF Active San Antonio	266	1,574,325	0	0	0	0	4,017	4,028	484.5	2	0	0
Laughlin AFB		AF Active Del Rio	206	1,923,516	0	0	0	0	4,355	4,692	862.6	864	949	0
Laughlin AFB Aux 1		AF Active Del Rio	6	4,336	0	0	0	0	402	724	27.5	0	0	0
Lone Star AAP	C	Army Active Texarkana	870	3,242,285	0	0	0	0	15,624	15,624	1,022.1	1	18	421
Longhorn AAP		Army Active Marshall	374	1,082,263	0	0	0	0	8,493	8,493	300.2	0	0	12
NAS Corpus Christi		Navy Active Corpus Christi	285	4,606,010	0	0	0	0	2,625	2,630	1,763.0	4,494	405	0
NAS JRB Fort Worth		Navy Reserve Fort Worth	254	2,574,356	0	0	74	137,919	2,081	2,151	1,034.9	4,468	195	0
NAS Kingsville		Navy Active Kingsville	149	958,060	0	0	0	0	3,989	3,989	620.2	0	112	0
NAS Kingsville King Ranch		Navy Active Ben Bolt	3	6,854	0	0	0	0	0	113	27.6	0	0	0
NG Houston - Westheimer		Army Guard Houston	3	80,915	0	0	0	0	29	29	17.1	574	69	0
NG Laredo		Army Guard Laredo	3	56,224	0	0	0	0	10	10	12.1	206	0	0
NG Saginaw		Army Guard Fort Worth	23	182,076	0	0	0	0	143	143	46.2	0	76	148
NG Temple		Army Guard Temple	6	63,841	0	0	0	0	20	20	17.0	488	1	0
NOSC Harlingen		Navy Reserve Harlingen	3	64,467	0	0	0	0	0	15	13.7	214	0	0
NOSC Houston		Navy Active Houston	8	95,443	0	0	0	0	10	10	21.1	1,286	1	0
NOSC San Antonio		Navy Reserve San Antonio	3	58,096	0	0	0	0	0	14	13.8	290	2	0
NOSC-MCRC El Paso		Navy Active El Paso	4	41,424	0	0	0	0	0	14	11.2	411	1	0

* US Locations that do not meet criteria of at least ten (10) Acres AND at least \$10M PRV. US Territories and Non-US Locations that do not meet criteria of at least ten (10) Acres OR at least \$10M PRV.

DEPARTMENT OF DEFENSE
Base Structure Report - As of 30 Sept 2009

SITE	BRAC 2005	COMPONENT	NAME NEAREST CITY	BUILDINGS						ACRES OWNED	TOTAL ACRES	PRV (\$M)	MIL	CIV	OTHER
				OWNED		LEASED		OTHER							
				COUNT	SQFT	COUNT	SQFT	COUNT	SQFT						
NS Ingleside	C	Navy Active	Ingleside	84	770,417	1	6,116	0	0	913	915	354.1	1,238	58	0
NWIRP Dallas		Navy Active	Dallas	106	4,683,652	0	0	0	0	315	315	980.7	0	1	0
NWIRP McGregor		Navy Active	McGregor	202	827,408	0	0	0	0	297	332	379.2	0	0	0
Randolph AFB		AF Active	San Antonio	247	3,999,407	0	0	1	652	626	3,137	1,405.5	2,827	5,792	0
Red River Army Depot	R	Army Active	Texarkana	1,122	7,483,864	22	225,561	14	38,055	18,676	18,682	1,712.3	148	3,991	1,843
Seagoville USARC		Army Reserve	Seagoville	10	132,278	0	0	0	0	206	206	44.8	1,111	47	0
Seguin Air Force Auxiliary Field		AF Active	Seguin	5	3,962	0	0	0	0	957	957	79.7	0	0	0
Sheppard AFB		AF Active	Wichita Falls	350	7,916,952	0	0	0	0	4,598	5,297	2,576.9	2,515	1,296	0
* OTHER SITE(S) : 103				547	2,309,961	15	159,249	58	749,022	13,546	18,676	854.2	8,271	391	3
Texas Total:				10,662	123,779,200	875	6,581,883	7,190	21,469,173	481,664	502,477	42,806.9	136,661	31,727	29,015
Utah															
Deseret Chemical Depot	C	Army Active	Stockton	321	1,369,352	0	0	0	0	19,422	19,424	506.5	2	378	1,858
Dugway Proving Ground		Army Active	Dugway	607	2,332,347	1	2,880	5	82,232	798,214	798,214	1,305.8	30	560	801
Fort Douglas AFRC Complex	R	Army Reserve	Salt Lake City	21	403,097	3	20,290	0	0	54	54	105.2	1,436	53	5
Frank M. Browning USARC		Army Reserve	Ogden	3	52,913	0	0	0	0	138	138	16.0	447	6	0
Green River Test Complex		Army Active	Altamont	32	52,862	0	0	0	0	55	3,939	42.1	0	0	0
Hill AFB		AF Active	Layton	774	12,518,505	0	0	0	0	517	6,979	4,189.1	4,078	10,390	0
Kenichi (Ken) Uchida USARC		Army Reserve	Centerville	4	55,448	0	0	0	0	10	10	14.2	314	3	0
Little Mountain Test Annex		AF Active	Ogden	17	120,613	0	0	0	0	731	740	54.8	0	0	0
MTA-L Camp Williams		Army Guard	Riverton	60	25,461	0	0	210	851,029	18,506	18,506	291.0	1,726	36	216
NAVSUPDET Monterey Det Magna Utah		Navy Active	Magna	131	361,535	0	0	0	0	522	522	116.3	0	0	0
NG Saint George/FMS 5B		Army Guard	St. George	9	55,898	0	0	0	0	70	70	13.7	313	0	1
Ogden Maintenance Center 269		Army Reserve	Ogden	2	125,472	0	0	0	0	12	12	31.2	159	45	15
Ogden Storage Facility 11-C		Army Reserve	Ogden	1	281,700	0	0	0	0	28	28	49.2	0	0	0
Salt Lake City IAP		AF Guard	Salt Lake City	52	456,506	0	0	0	0	0	135	173.2	2,490	0	0
Tooele Army Depot	R	Army Active	Tooele	1,058	2,726,267	24	669,345	1	4,617	23,374	23,914	1,622.3	2	510	105
Utah Test and Training Range South UT		AF Active	Wendover	33	27,350	0	0	0	0	555,782	572,768	44.5	0	0	0
UTTR - North		AF Active	Grouse Creek	80	413,961	0	0	0	0	348,767	366,874	197.3	0	0	0
* OTHER SITE(S) : 76				44	193,863	1	10,440	3	8,508	59	963	61.5	1,342	12	0
Utah Total:				3,249	21,573,150	29	702,955	219	946,386	1,766,260	1,813,291	8,834.1	12,339	11,993	3,001
Vermont															
Burlington IAP		AF Guard	South Burlington	39	405,002	0	0	1	7,050	0	230	134.2	1,962	0	0
NG Ethan Allen AFB MTA		Army Guard	Colchester	43	236,212	0	0	0	0	667	667	51.0	395	39	17

* US Locations that do not meet criteria of at least ten (10) Acres AND at least \$10M PRV. US Territories and Non-US Locations that do not meet criteria of at least ten (10) Acres OR at least \$10M PRV.

DEPARTMENT OF DEFENSE
Base Structure Report - As of 30 Sept 2009

SITE	BRAC 2005	COMPONENT	NAME NEAREST CITY	BUILDINGS						ACRES OWNED	TOTAL ACRES	PRV (\$M)	MIL	CIV	OTHER
				OWNED		LEASED		OTHER							
				COUNT	SQFT	COUNT	SQFT	COUNT	SQFT						
NG So Burlington AASF and RC		Army Guard	South Burlington	3	151,434	0	0	0	0	27	27	45.9	116	36	4
NG TS Ethan Allen Range		Army Guard	Jericho	76	277,966	0	0	4	7,220	11,219	11,219	107.6	393	15	34
* OTHER SITE(S) : 10				11	163,177	2	38,600	0	0	23	59	46.3	484	10	1
Vermont Total:				172	1,233,791	2	38,600	5	14,270	11,936	12,202	385.1	3,350	100	56
Virgin Islands															
NG 210th RTI Hams Bluff		Army Guard	Frederiksted	0	0	0	0	2	6,324	22	22	2.9	18	0	0
NG Bethlehem Military Compound		Army Guard	Christiansted	11	143,089	0	0	0	0	69	69	48.0	28	10	0
NG RR 2 Box 9200 Kingshill		Army Guard	Kingshill	0	0	0	0	0	0	0	29	0	0	0	0
NG Sprat Hall		Army Guard	Kingshill	2	31,010	0	0	0	0	12	12	129.2	62	0	0
* OTHER SITE(S) : 3				5	16,704	1	15,400	4	16,093	9	9	20.1	9	0	0
Virgin Islands Total:				18	190,803	1	15,400	6	22,417	112	141	200.2	117	10	0
Virginia															
ALF Fentress Chesapeake		Navy Active	Virginia Beach	13	14,707	0	0	0	0	2,527	2,736	60.3	0	0	0
Arlington National Cemetery		Army Active	Fort Myer	31	189,431	0	0	1	96	625	625	59.5	0	0	0
Arlington Service Center		Navy Active	Arlington	14	281,495	0	0	0	0	18	31	79.5	21	0	0
Byrd Field		AF Guard	Sandston	57	284,886	0	0	0	0	0	143	102.3	37	0	0
Camp Pendleton (ANG)		AF Guard	Virginia Beach	8	85,528	0	0	0	0	0	60	20.6	393	0	0
Cheatham Annex	R	Navy Active	Williamsburg	182	2,843,896	0	0	0	0	2,351	3,146	517.4	0	0	0
Craney Island		Navy Active	Portsmouth	19	48,703	0	0	0	0	906	927	295.0	0	0	0
Defense General Supply Center	R	Army Active	Richmond	95	6,574,076	0	0	0	0	674	674	1,056.0	121	7	71
Elizabeth River Channel		Navy Active	Norfolk	4	7,558	0	0	0	0	0	11	32.5	0	0	0
Fort A P Hill		Army Active	Bowling Green	416	1,198,510	0	0	8	2,009	75,794	75,873	514.2	413	210	231
Fort Belvoir	R	Army Active	Fort Belvoir	443	8,726,460	0	0	948	3,663,868	8,923	9,126	3,384.1	4,801	5,936	13,297
Fort Eustis	R	Army Active	Fort Eustis	421	5,444,755	0	0	390	2,107,515	8,248	8,249	1,907.9	8,823	2,112	2,672
Fort Lee	R	Army Active	Fort Lee	363	6,563,289	0	0	612	2,156,499	5,808	5,912	1,946.5	10,957	1,806	3,599
Fort Monroe	C	Army Active	Fort Monroe	273	2,019,675	0	0	5	208,293	570	570	485.5	696	1,876	803
Fort Myer	R	Army Active	Fort Myer	158	2,141,301	0	0	2	14,140	405	406	594.5	1,911	605	963
Fort Pickett, ARNG MTC		Army Guard	Blackstone	595	2,511,343	0	0	0	0	42,276	42,276	1,035.6	1,141	279	526
Fort Story		Army Active	Virginia Beach	151	898,581	2	1,471	96	454,914	1,451	1,452	365.9	1,393	37	257
HQBN Henderson Hall Arlington	C	MC Active	Arlington	8	81,351	0	0	0	0	24	24	126.7	2,607	3,704	0
Langley AFB		AF Active	Langley AFB	291	5,196,804	0	0	0	0	3,766	3,987	1,861.9	9,407	1,990	0
Langley FH Annex		AF Active	Poquoson	9	54,144	0	0	0	0	302	302	20.5	0	0	0
MCB Quantico		MC Active	Quantico	612	7,382,700	0	0	169	260,790	55,148	60,314	3,280.7	6,751	6,089	0
Midway Research Center		Navy Active	Stafford	8	25,908	0	0	0	0	162	162	10.1	0	0	0

* US Locations that do not meet criteria of at least ten (10) Acres AND at least \$10M PRV. US Territories and Non-US Locations that do not meet criteria of at least ten (10) Acres OR at least \$10M PRV.

DEPARTMENT OF DEFENSE
Base Structure Report - As of 30 Sept 2009

SITE	BRAC 2005	COMPONENT	NAME NEAREST CITY	BUILDINGS						ACRES OWNED	TOTAL ACRES	PRV (\$M)	MIL	CIV	OTHER
				OWNED		LEASED		OTHER							
				COUNT	SQFT	COUNT	SQFT	COUNT	SQFT						
NAS Oceana		Navy Active	Virginia Beach	251	3,185,678	0	0	57	113,142	776	1,050	1,567.6	7,376	576	0
NAS Oceana Dam Neck		Navy Active	Virginia Beach	161	2,375,080	0	0	102	915,919	1,917	1,919	959.7	113	630	0
NAS Oceana Midway Manor		Navy Active	Virginia Beach	1	5,008	0	0	179	636,546	97	98	87.6	0	0	0
Naval Medical Center Portsmouth		Navy Active	Portsmouth	32	1,904,955	0	0	3	5,891	111	111	741.3	3,383	1,996	0
NAVPHIBASE Little Creek		Navy Active	Norfolk	342	4,089,919	0	0	371	1,050,390	2,143	2,282	1,819.0	10,855	2,525	0
Navy Annex (FOB 2)		WHS	Naval Annex	1	714,801	0	0	0	0	14	14	190.0	0	141	0
Navy Annex (FOB 2) Parking		WHS	Naval Annex	0	0	0	0	0	0	23	23	10.8	0	0	0
NG AASF Byrd Field		Army Guard	Sandston	10	100,920	0	0	0	0	92	92	40.3	406	79	0
NG Army Guard Readiness Center		Army Guard	Arlington	3	263,710	0	0	0	0	15	15	64.4	90	319	1,606
NG Sandston Armory		Army Guard	Sandston	5	68,296	0	0	0	0	29	29	15.7	142	42	0
NOSC Richmond VA		Navy Reserve	Chesterfield	4	44,530	0	0	0	0	10	10	10.4	357	0	0
NS Norfolk		Navy Active	Norfolk	510	12,558,480	0	0	372	1,465,949	3,598	3,603	5,527.0	35,074	5,940	1
NSA Norfolk		Navy Active	Norfolk	182	2,153,027	0	0	674	1,976,347	801	801	939.5	0	4,877	0
NSA Norfolk Fire Fighters School		Navy Active	Norfolk	6	36,632	0	0	0	0	12	13	12.8	0	0	0
NSA Norfolk Lafayette Rvr Complex		Navy Active	Norfolk	9	248,869	0	0	2	13,395	20	20	71.6	0	0	0
NSA Norfolk New Gosport/NNSY		Navy Active	Portsmouth	4	28,846	0	0	0	0	57	57	16.5	0	0	0
NSA Norfolk Northwest Chesapeake Va		Navy Active	Chesapeake	176	648,075	0	0	0	0	2,805	3,798	255.5	0	0	0
NSA Norfolk NSY		Navy Active	Portsmouth	162	4,795,196	0	0	11	58,654	581	585	2,348.9	0	8,655	0
NSA Norfolk SDA Area		Navy Active	Norfolk	17	932,947	0	0	0	0	90	90	165.8	0	0	0
NSA Norfolk South Gate		Navy Active	Portsmouth	17	143,288	0	0	0	0	63	63	82.3	0	0	0
NSA Norfolk St Helena Norfolk		Navy Active	Norfolk	3	11,044	0	0	0	0	12	12	41.3	0	0	0
NSA Norfolk St Juliens Creek Annex		Navy Active	Portsmouth	108	859,857	0	0	0	0	490	499	289.7	0	0	0
NSA Norfolk Stanley Court/NNSY		Navy Active	Portsmouth	0	0	0	0	80	161,865	16	16	23.7	0	0	0
NSA South Potomac		Navy Active	Dahlgren	318	2,576,156	0	0	291	413,305	2,677	2,677	1,027.6	616	740	0
NSA South Potomac Pumpkin Neck		Navy Active	King George	20	46,338	0	0	0	0	1,641	1,641	24.6	0	0	0
NWS Yorktown	R	Navy Active	Yorktown	440	2,966,046	0	0	197	575,599	10,354	10,637	1,171.7	296	0	0
Pentagon Reservation		WHS	Pentagon, Arlington	23	6,908,273	0	0	0	0	220	220	5,169.5	3,379	2,622	0
Radford AAP		Army Active	Radford	1,116	4,051,663	0	0	0	0	6,902	6,902	1,444.9	1	112	1,702
Rivanna Station		Army Active	Fort Belvoir	1	260,000	0	0	0	0	76	76	32.7	88	736	886
Wallops Island Va		Navy Active	Wallops Island	89	363,106	0	0	0	0	90	90	120.9	0	2	0
Yorktown Fuel Depot	R	Navy Active	Yorktown	41	11,922	0	0	0	0	111	111	136.0	0	0	0
* OTHER SITE(S) : 168				149	1,151,290	151	7,914,143	235	757,275	13,213	25,902	2,412.8	5,549	1,721	415
Virginia Total:				8,372	106,079,053	153	7,915,614	4,805	17,012,401	258,944	280,462	44,579.3	117,197	56,364	27,029

* US Locations that do not meet criteria of at least ten (10) Acres AND at least \$10M PRV. US Territories and Non-US Locations that do not meet criteria of at least ten (10) Acres OR at least \$10M PRV.

DEPARTMENT OF DEFENSE
Base Structure Report - As of 30 Sept 2009

SITE	BRAC 2005	COMPONENT	NAME NEAREST CITY	BUILDINGS						ACRES OWNED	TOTAL ACRES	PRV (\$M)	MIL	CIV	OTHER
				OWNED		LEASED		OTHER							
				COUNT	SQFT	COUNT	SQFT	COUNT	SQFT						
Wake Islands															
Wake Island Airfield		AF Active	Wake Island	113	464,672	0	0	0	0	2,600	2,600	829.0	4	0	0
Wake Islands Total:				113	464,672	0	0	0	0	2,600	2,600	829.0	4	0	0
Washington															
AMSA 137 (Marine)		Army Reserve	Tacoma	1	68,379	0	0	0	0	0	11	27.9	726	28	2
Bremerton		Navy Active	Bremerton	81	1,972,802	0	0	61	188,557	117	120	1,427.3	380	0	0
Bremerton RR		Navy Active	Shelton	0	0	0	0	0	0	655	655	17.7	0	0	0
Camp Murray AGS		AF Guard	Tacoma	23	186,402	0	0	0	0	0	42	57.0	32	0	0
CSO NS Puget Sound		Navy Active	Seattle	50	1,088,279	0	0	0	0	152	157	424.5	0	3	0
Cusick Survival TS		AF Active	Cusick	10	23,055	0	0	0	0	0	494,250	12.2	0	0	0
Fairchild AFB		AF Active	Airway Heights	281	4,418,602	0	0	0	0	4,342	4,829	2,004.3	4,056	479	0
Fort Lawton USAR Complex	C	Army Reserve	Seattle	11	191,077	0	0	0	0	65	65	51.8	891	32	3
Fort Lawton, Magnolia		Navy Active	Seattle	0	0	0	0	45	88,430	24	24	16.2	0	0	0
Fort Lewis	R	Army Active	Tacoma	1,715	17,957,589	3	61	2,837	6,941,762	84,350	86,127	7,856.9	32,316	3,575	5,683
Four Lakes Communications Station (ANG)		AF Guard	Cheney	16	67,484	0	0	0	0	63	156	20.8	205	0	0
Grant Training Annex		AF Active	Moses Lake	0	0	1	3,000	0	0	0	35	42.1	0	0	0
Jackson Park Hsg		Navy Active	Bremerton	448	1,372,390	0	0	0	0	160	160	257.1	0	0	0
Jim Creek		Navy Active	Oso	63	123,765	0	0	6	8,974	3,839	4,901	127.4	0	0	0
Keyport NUWC		Navy Active	Keyport	155	1,126,945	0	0	34	66,625	356	358	495.0	0	1,518	0
Manchester		Navy Active	Bremerton	20	71,560	0	0	0	0	234	234	281.1	0	0	0
Marysville WA		Navy Active	Marysville	13	182,830	0	0	0	0	52	52	85.7	0	0	0
McChord AFB		AF Active	Tacoma	271	4,307,404	0	0	0	0	1,496	4,661	1,932.8	3,913	809	0
Mukilteo Defense Fuel Support Point		AF Active	Mukilteo	10	20,410	0	0	0	0	20	20	112.5	0	0	0
NAS Whidbey Island		Navy Active	Whidbey Island NAS	217	2,468,117	0	0	160	418,596	4,358	4,361	1,724.7	4,818	270	0
NAS Whidbey Island - Racon Hill		Navy Active	Oak Harbor	5	4,558	0	0	0	0	22	22	14.2	0	0	0
NAS Whidbey Island Sea Plane Base		Navy Active	Oak Harbor	93	444,664	0	0	892	2,519,204	2,784	2,785	752.4	0	5	0
Naval Medical Center Bremerton		Navy Active	Bremerton	16	372,620	0	0	0	0	49	49	191.4	0	417	0
NAVBASE Kitsap Bremerton		Navy Active	Bangor	570	4,400,253	0	0	359	2,141,732	7,181	7,186	3,340.7	7,402	1,657	0
NAVMAG Indian Island		Navy Active	Port Townsend	161	452,235	0	0	0	0	2,716	2,716	368.5	0	68	0
NG Kent		Army Guard	Kent	8	86,035	0	0	0	0	15	15	20.7	620	7	2
NOSC Spokane		Navy Reserve	Spokane	9	68,291	0	0	0	0	23	23	19.1	371	0	0
NS Everett		Navy Active	Everett	49	756,407	0	0	0	0	213	213	629.6	1,589	17	0
OLF Coupeville		Navy Active	Coupeville	6	6,566	0	0	3	2,262	664	1,060	47.0	0	0	0
Paine Field ANGS		AF Guard	Everett	10	48,899	0	0	0	0	15	15	14.8	220	0	0

* US Locations that do not meet criteria of at least ten (10) Acres AND at least \$10M PRV. US Territories and Non-US Locations that do not meet criteria of at least ten (10) Acres OR at least \$10M PRV.

DEPARTMENT OF DEFENSE
Base Structure Report - As of 30 Sept 2009

SITE	BRAC 2005	COMPONENT	NAME NEAREST CITY	BUILDINGS						ACRES OWNED	TOTAL ACRES	PRV (\$M)	MIL	CIV	OTHER
				OWNED		LEASED		OTHER							
				COUNT	SQFT	COUNT	SQFT	COUNT	SQFT						
Shipyards Puget Sound		Navy Active	Bremerton	105	3,267,738	1	11,992	0	0	570	570	2,650.4	141	0	0
Spokane IAP (AGS)		AF Guard	Spokane Intl Airport	11	100,480	0	0	0	0	0	35	27.8	205	0	0
SSG Joe R. Hooper USARC		Army Reserve	Bothell	7	101,749	0	0	0	0	41	41	29.1	245	8	0
Vancouver Barracks	C	Army Reserve	Vancouver	30	242,367	0	0	0	0	40	42	67.9	666	11	0
White Bluff Site #1		AF Active	Airway Heights	12	73,043	0	0	0	0	53	53	39.2	0	0	0
Yakima Training Center		Army Active	Yakima	203	799,876	0	0	2	5,520	323,255	323,442	631.8	489	122	192
* OTHER SITE(S) : 82				130	585,236	4	55,531	39	174,337	2,242	4,710	280.2	2,271	262	3
Washington Total:				4,810	47,458,106	9	70,584	4,438	12,555,999	440,166	944,194	26,099.7	61,556	9,288	5,885
West Virginia															
Allegheny Ballistics Lab		Navy Active	Keyser	169	1,338,032	0	0	0	0	1,639	1,785	422.8	0	0	0
Big Bend USARC / OMS		Army Reserve	Bigbend	2	19,244	0	0	0	0	13	13	24.3	37	1	0
Charleston AFRC / AMSA #107		Army Reserve	Charleston	2	71,150	0	0	0	0	12	12	16.6	395	30	0
EWVRA Shepherd Field		AF Guard	Martinsburg	32	362,692	0	0	3	174,354	0	341	280.2	2,201	0	0
NG Camp Dawson AFRC		Army Guard	Kingwood	2	56,697	0	0	0	0	10	10	12.8	0	0	0
NG Eleanor		Army Guard	Red House	5	414,985	0	0	0	0	47	47	76.5	340	122	4
NIOC Sugar Grove		Navy Active	Sugar Grove	45	106,036	1	200	43	136,162	604	647	116.8	11	86	0
Ohio Co A/P USARC / AMSA #109		Army Reserve	Wheeling	3	42,570	0	0	0	0	0	29	10.8	189	23	0
Yeager Airport		AF Guard	Charleston	26	297,973	0	0	0	0	0	269	95.2	1,686	0	0
* OTHER SITE(S) : 32				83	617,961	0	0	3	154,338	656	758	218.2	2,356	47	38
West Virginia Total:				369	3,327,340	1	200	49	464,854	2,981	3,911	1,274.3	7,215	309	42
Wisconsin															
Badger AAP		Army Active	Baraboo	681	2,172,757	0	0	0	0	7,354	7,354	821.0	0	4	185
Denis J. Murphy USARC/AMSA/OMS		Army Reserve	Green Bay	2	58,023	0	0	0	0	15	15	15.3	281	20	0
Fort McCoy	R	Army Reserve	Sparta	1,289	6,306,110	81	162,670	5	77,354	59,750	127,730	2,105.4	1,719	1,742	2,539
Gen B Mitchell		AF Reserve	Milwaukee	76	422,072	0	0	0	0	103	103	168.6	0	0	0
Gen Mitchell IAP		AF Guard	Bay View	23	325,449	0	0	0	0	0	79	135.8	1,533	0	0
Hardwood Weapons Range (ANG)		AF Guard	Necedah	5	13,101	0	0	0	0	0	7,865	12.8	0	0	0
NOSC Green Bay		Navy Reserve	Ashwaubenon	2	38,487	0	0	0	0	10	10	11.3	256	0	0
Truax ANGB		AF Guard	Madison	48	726,361	0	0	0	0	35	149	273.9	1,948	0	0
Volk ANGB		AF Guard	Camp Douglas	130	596,827	0	0	0	0	0	2,385	306.9	557	3	0
W. Silver Spring Complex		Army Reserve	Milwaukee	24	321,428	0	0	0	0	127	127	82.9	990	16	18
Wausau USARC		Army Reserve	Wausau	2	43,342	0	0	0	0	20	20	11.0	305	7	0
* OTHER SITE(S) : 41				47	468,267	15	170,329	2	3,000	127	1,830	199.4	2,495	79	0

* US Locations that do not meet criteria of at least ten (10) Acres AND at least \$10M PRV. US Territories and Non-US Locations that do not meet criteria of at least ten (10) Acres OR at least \$10M PRV.

DEPARTMENT OF DEFENSE
Base Structure Report - As of 30 Sept 2009

SITE	BRAC 2005	COMPONENT	NAME NEAREST CITY	BUILDINGS						ACRES OWNED	TOTAL ACRES	PRV (\$M)	MIL	CIV	OTHER
				OWNED		LEASED		OTHER							
				COUNT	SQFT	COUNT	SQFT	COUNT	SQFT						
Wisconsin Total:				2,329	11,492,224	96	332,999	7	80,354	67,540	147,666	4,144.3	10,084	1,871	2,742
Wyoming															
		AF Guard	Cheyenne	33	393,796	0	0	0	0	0	727	142.5	2,069	10	0
		AF Active	Cheyenne	711	4,773,482	0	0	0	0	6,834	6,834	1,272.5	2,972	499	0
* OTHER SITE(S) : 88				86	112,056	1	30,000	0	0	9,191	24,446	561.9	57	3	0
Wyoming Total:				830	5,279,334	1	30,000	0	0	16,025	32,006	1,976.9	5,098	512	0
US/US Territories Total:				172,015	1,520,203,022	4,402	38,048,064	72,350	250,965,510	19,514,942	27,749,229	683,525.4	1,628,188	473,427	295,988

* US Locations that do not meet criteria of at least ten (10) Acres AND at least \$10M PRV. US Territories and Non-US Locations that do not meet criteria of at least ten (10) Acres OR at least \$10M PRV.

DEPARTMENT OF DEFENSE
Base Structure Report - As of 30 Sept 2009

SITE	BRAC 2005	COMPONENT	NAME NEAREST CITY	BUILDINGS						ACRES OWNED	TOTAL ACRES	PRV (\$M)	MIL	CIV	OTHER
				OWNED		LEASED		OTHER							
				COUNT	SQFT	COUNT	SQFT	COUNT	SQFT						
Antigua															
Antigua AS		AF Active	St. Johns	32	118,550	0	0	0	0	0	175	111.7	2	0	0
Antigua Total:				32	118,550	0	0	0	0	0	175	111.7	2	0	0
Aruba															
* OTHER SITE(S) : 1				0	0	1	3,200	0	0	0	0	1.3	0	0	0
Aruba Total:				0	0	1	3,200	0	0	0	0	1.3	0	0	0
Australia															
NAVCOMMSTA H E Holt Exmouth		Navy Active	Northwest Cape	0	0	0	0	0	0	0	20,072		0	0	0
* OTHER SITE(S) : 3				14	10,595	29	25,078	0	0	0	2	9.0	0	0	0
Australia Total:				14	10,595	29	25,078	0	0	0	20,074	9.0	0	0	0
Bahamas															
AUTEC Golding Cay		Navy Active	Andros Island	8	5,664	0	0	0	0	0	0	10.1	0	0	0
AUTEC Main Base		Navy Active	Andros Island	131	558,267	0	0	0	0	0	539	363.3	0	0	0
AUTEC Salvador Point		Navy Active	Andros Island	10	8,383	0	0	0	0	0	0	15.3	0	0	0
* OTHER SITE(S) : 3				2	3,376	0	0	0	0	0	0	8.9	0	0	0
Bahamas Total:				151	575,690	0	0	0	0	0	539	397.6	0	0	0
Bahrain															
NSA Bahrain		Navy Active	Manama	160	1,010,981	2	2,236	1	308	0	66	429.7	2,510	59	212
NSA Bahrain - Aviation Unit Muharraq		Navy Active	Al Jufayr	9	20,945	3	65,969	0	0	0	0	45.6	0	0	0
NSA Bahrain - Banz Wrhs Compound		Navy Active	Al Jufayr	0	0	15	1,012,230	0	0	0	14	196.5	0	0	0
NSA Bahrain - Dependent School		Navy Active	Al Jufayr	0	0	2	2,190	4	263,383	0	25	87.3	0	0	0
NSA Bahrain - Mina Sulman Pier Area		Navy Active	Al Jufayr	5	2,153	2	53,970	0	0	0	0	66.2	0	0	0
* OTHER SITE(S) : 3				27	12,881	2	16,350	0	0	0	0	8.4	0	0	0
Bahrain Total:				201	1,046,960	26	1,152,945	5	263,691	0	106	833.9	2,510	59	212
Belgium															
Brussels		Army Active	Brussels	0	0	15	202,074	0	0	0	0	48.3	107	133	747
Chateau Gendebien		Army Active	Mons	1	354	1	4,453	4	21,842	0	20	5.4	23	0	5
Chievres AB		Army Active	Chievres AB	54	332,491	0	0	49	373,457	0	1,012	299.2	52	12	374
Daumerie Caserne		Army Active	Chievres	6	2,104	0	0	30	244,551	0	26	74.7	161	142	198

* US Locations that do not meet criteria of at least ten (10) Acres AND at least \$10M PRV. US Territories and Non-US Locations that do not meet criteria of at least ten (10) Acres OR at least \$10M PRV.

DEPARTMENT OF DEFENSE
Base Structure Report - As of 30 Sept 2009

SITE	BRAC 2005	COMPONENT	NAME NEAREST CITY	BUILDINGS						ACRES OWNED	TOTAL ACRES	PRV (\$M)	MIL	CIV	OTHER
				OWNED		LEASED		OTHER							
				COUNT	SQFT	COUNT	SQFT	COUNT	SQFT						
Florennes AB		AF Active	Florennes	9	154,045	0	0	1	8,000	0	0	48.9	6	0	0
Kleine Brogel AB		AF Active	Kleine-Brogel	10	22,045	0	0	5	18,511	0	1	13.7	136	0	1
Mons		Army Active	Mons	1	7,112	19	419,783	0	0	0	0	66.1	0	0	0
Shape Headquarters		Army Active	Mons	3	38,846	0	0	35	432,843	0	0	129.5	558	109	371
Sterrebeek Dependent School		Army Active	Brussels	10	88,436	0	0	0	0	16	16	29.4	12	5	117
* OTHER SITE(S) : 9				4	2,602	6	29,939	1	1,245	0	4	6.3	86	0	2
Belgium Total:				98	648,035	41	656,249	125	1,100,449	16	1,079	721.5	1,141	401	1,815
<u>Br Indian Ocean Territories</u>															
NAVSUPPFAC Diego Garcia		Navy Active	Diego Garcia, Naval Fac	605	2,359,542	0	0	0	0	0	7,000	3,080.2	584	2	35
Br Indian Ocean Territories Total:				605	2,359,542	0	0	0	0	0	7,000	3,080.2	584	2	35
<u>Canada</u>															
* OTHER SITE(S) : 2				0	0	1	144	0	0	0	1	0.1	0	0	0
Canada Total:				0	0	1	144	0	0	0	1	0.1	0	0	0
<u>Colombia</u>															
* OTHER SITE(S) : 6				49	40,360	0	0	0	0	0	13	20.1	7	1	0
Colombia Total:				49	40,360	0	0	0	0	0	13	20.1	7	1	0
<u>Cuba</u>															
NS Guantanamo Bay		Navy Active	Guantanamo Bay	1,397	5,124,848	0	0	0	0	0	28,817	3,126.3	1,182	100	149
Cuba Total:				1,397	5,124,848	0	0	0	0	0	28,817	3,126.3	1,182	100	149
<u>Denmark</u>															
Karup AB		AF Active	Karup	0	0	0	0	29	72,409	0	0	117.8	0	0	0
* OTHER SITE(S) : 1				0	0	4	7,425	0	0	0	0	1.0	0	0	0
Denmark Total:				0	0	4	7,425	29	72,409	0	0	118.8	0	0	0
<u>Djibouti</u>															
Camp Lemonier Djibouti		Navy Active	Djibouti	650	399,543	0	0	0	0	0	0	118.3	0	0	0
Djibouti Total:				650	399,543	0	0	0	0	0	0	118.3	0	0	0
<u>Ecuador</u>															
Davis-Monthan AFB (Manta)		AF Active	Manta	26	192,349	0	0	1	881	0	102	167.0	13	0	0
Ecuador Total:				26	192,349	0	0	1	881	0	102	167.0	13	0	0

* US Locations that do not meet criteria of at least ten (10) Acres AND at least \$10M PRV. US Territories and Non-US Locations that do not meet criteria of at least ten (10) Acres OR at least \$10M PRV.

DEPARTMENT OF DEFENSE
Base Structure Report - As of 30 Sept 2009

SITE	BRAC 2005	COMPONENT	NAME NEAREST CITY	BUILDINGS						ACRES OWNED	TOTAL ACRES	PRV (\$M)	MIL	CIV	OTHER
				OWNED		LEASED		OTHER							
				COUNT	SQFT	COUNT	SQFT	COUNT	SQFT						
Egypt															
Naval Medical Research Unit Three Cairo Egypt		Navy Active	Cairo	20	81,088	3	16,761	0	0	0	3	51.4	17	13	115
* OTHER SITE(S) : 1				0	0	14	28,703	0	0	0	0	10.0	0	0	0
Egypt Total:				20	81,088	17	45,464	0	0	0	3	61.4	17	13	115
Germany															
Amelia Earhart Hotel		Army Active	Wiesbaden	2	699	0	0	1	216,207	0	6	57.5	0	203	107
American Arms Hotel		Army Active	Wiesbaden	0	0	0	0	4	292,126	0	5	79.0	7	0	262
Anderson Barracks		Army Active	Dexheim	35	164,305	0	0	20	230,760	0	105	148.6	6	8	43
Ansbach Leased		Army Active	Ansbach	0	0	49	195,403	0	0	0	5	27.7	0	0	0
Artillery Kaserne		Army Active	Garmisch	25	5,339	0	0	35	516,585	0	37	135.6	16	32	432
Askren Manor FH		Army Active	Schweinfurt	16	30,065	0	0	59	1,473,853	0	72	281.8	0	0	180
Aukamm Hsg Area		Army Active	Wiesbaden	4	50,627	0	0	111	1,283,045	0	93	257.8	0	0	25
Bamberg		Army Active	Bamberg	0	0	101	466,122	0	0	0	18	67.9	0	0	0
Bamberg Airfield		Army Active	Bamberg	3	9,800	0	0	5	6,544	0	220	13.1	0	0	0
Bamberg Storage & Range Area		Army Active	Bamberg	25	15,248	0	0	33	142,275	0	170	43.2	0	0	0
Bann Communications Station #2		AF Active	Bann	5	17,999	0	0	1	172	0	51	6.6	2	5	1
Barton Barracks		Army Active	Ansbach	9	64,583	0	0	24	381,291	0	33	119.4	117	170	357
Baumholder Airfield		Army Active	Baumholder	3	10,412	0	0	1	1,590	0	47	9.0	0	2	9
Baumholder Family Housing		Army Active	Baumholder	14	24,012	0	0	68	2,254,615	0	95	395.4	0	0	62
Baumholder Hospital		Army Active	Baumholder	3	26,735	0	0	13	187,914	0	13	70.9	62	21	79
Baumholder Qm Area		Army Active	Baumholder	16	36,924	0	0	27	359,845	0	60	79.9	0	0	32
Benjamin Franklin VII Family Housing		Army Active	Mannheim	37	190,291	0	0	183	4,375,763	0	220	842.9	64	77	630
Binsfeld FH Annex		AF Active	Trier	0	0	77	182,015	0	0	0	11	26.7	0	0	0
Bitburg FH Annex		AF Active	Trier	19	319,746	0	0	62	2,248,503	0	156	515.2	0	0	0
Bitburg Storage Annex #2		AF Active	Trier	11	31,804	0	0	17	415,725	0	27	115.7	0	0	0
Bleidorn Family Housing		Army Active	Ansbach	6	35,580	0	0	25	662,119	0	34	127.1	1	11	17
Boeblingen Family Housing		Army Active	Boeblingen	3	13,883	0	0	22	517,037	1	22	99.7	0	1	92
Boeblingen Range		Army Active	Boeblingen	2	5,157	0	0	6	6,545	0	18	8.2	0	2	0
Boeblingen Training Area		Army Active	Boeblingen	9	9,353	0	0	36	33,208	0	1,419	29.0	0	1	13
Breitenau Skeet Range		Army Active	Garmisch	0	0	0	0	1	4,439	0	50	0.8	0	0	0
Breitenwald Training Area		Army Active	Landstuhl	6	6,634	0	0	2	1,045	0	127	2.2	0	1	1
Buechel AB		AF Active	Buechel	3	5,199	0	0	7	38,502	0	0	18.8	136	0	1
Cambrai Fritsch Kaserne		Army Active	Darmstadt	1	266	0	0	2	49,590	0	62	18.7	53	70	130
Campbell Barracks		Army Active	Heidelberg	22	56,137	0	0	30	955,223	0	42	312.0	850	531	479

* US Locations that do not meet criteria of at least ten (10) Acres AND at least \$10M PRV. US Territories and Non-US Locations that do not meet criteria of at least ten (10) Acres OR at least \$10M PRV.

DEPARTMENT OF DEFENSE
Base Structure Report - As of 30 Sept 2009

SITE	BRAC 2005	COMPONENT	NAME NEAREST CITY	BUILDINGS						ACRES OWNED	TOTAL ACRES	PRV (\$M)	MIL	CIV	OTHER
				OWNED		LEASED		OTHER							
				COUNT	SQFT	COUNT	SQFT	COUNT	SQFT						
Coleman Barracks		Army Active	Mannheim	78	275,854	0	0	139	1,598,939	0	583	622.5	1,624	68	293
Conn Barracks		Army Active	Schweinfurt	180	726,425	0	0	50	1,320,966	0	502	588.2	1,811	0	217
Crestview Hsg Area		Army Active	Wiesbaden	0	0	0	0	64	1,106,432	0	33	175.9	0	0	0
Daenner Kaserne		Army Active	Kaiserlautern	21	31,768	0	0	29	427,847	0	31	107.6	332	68	475
Darmstadt Training Center		Army Active	Darmstadt	15	59,965	0	0	5	43,897	0	125	37.7	44	92	160
Dexheim Family Housing		Army Active	Dexheim	41	197,054	0	0	14	266,085	0	32	91.1	0	0	0
East Camp Grafenwoehr		Army Active	Hof	411	2,044,470	0	0	602	3,556,835	0	2,698	1,731.8	4,164	363	2,532
Echterdingen Airfield		Army Active	Stuttgart	9	22,898	0	0	16	161,505	0	54	62.8	57	22	73
Egelsbach Transmitter Fac		Army Active	Langen	1	2,299	0	0	5	6,762	0	76	4.5	0	0	0
Einsiedlerhof Maintenance Annex		AF Active	Einsiedlerhof	3	10,010	0	0	4	105,302	0	14	36.6	0	0	0
Einsiedlerhof Storage Annex		AF Active	Kaiserlautern	7	92,868	0	0	15	288,312	0	28	94.3	55	26	1
Einsiedlerkoepfe Training Annex		AF Active	Kaiserlautern	4	5,338	0	0	1	9,630	0	311	8.8	0	0	0
Finthen Airfield		Army Active	Mainz	19	11,179	0	0	1	855	0	107	8.0	0	0	0
Fintherlandstr Family Housing		Army Active	Mainz	0	0	0	0	18	190,855	0	9	30.6	0	0	0
Flynn FH & Training Areas		Army Active	Bamberg	93	248,908	0	0	62	1,392,967	0	2,619	338.8	0	0	117
Freihoelser Tng Area		Army Active	Amberg	11	11,422	0	0	0	0	0	339	12.7	0	0	0
Friedrichsfeld QM Service Ctr		Army Active	Mannheim	12	12,274	0	0	6	228,300	0	39	62.8	0	1	138
Friedrichsfeld Storage Area		Army Active	Mannheim	3	470	0	0	3	61,178	0	17	10.8	0	0	0
Funari Barracks		Army Active	Mannheim	10	35,547	0	0	15	308,513	0	27	90.9	24	184	164
Garmisch Family Housing		Army Active	Garmisch	5	2,448	0	0	20	345,004	0	83	73.6	0	0	134
Garmisch Golf Course		Army Active	Garmisch	8	8,141	0	0	1	3,321	0	72	7.1	0	0	0
Geilenkirchen AB		AF Active	Geilenkirchen	8	34,865	1	4,924	14	120,921	0	0	49.7	531	27	11
General Abrams Hotel And Disp		Army Active	Garmisch	0	0	0	0	11	217,831	0	11	57.8	0	0	0
Germersheim Army Depot		Army Active	Germersheim	122	1,443,796	0	0	23	467,377	0	454	493.9	16	2	592
Giessen General Depot		Army Active	Giessen	14	28,103	0	0	32	1,335,641	0	18	280.8	0	1	400
Grafenwoehr		Army Active	Grafenwoehr	0	0	1,522	4,571,950	0	0	0	165	609.9	15	0	0
Grafenwoehr Training Area		Army Active	Grafenwoehr	556	375,998	0	0	12	11,852	0	51,676	450.4	4	0	1
Gruenstadt AAFES Fac		Army Active	Gruenstadt	9	50,006	0	0	13	321,923	0	18	100.3	0	0	350
Hainerberg Housing and Shop Ctr		Army Active	Wiesbaden	21	91,121	0	0	93	2,338,364	0	165	464.9	0	0	672
Hammonds Barracks		Army Active	Seckenheim	1	229	0	0	9	254,771	0	17	71.5	36	193	209
Hausberg Ski Area		Army Active	Garmisch	2	8,461	0	0	0	0	17	31	1.1	0	0	0
Heidelberg Army Heliport		Army Active	Heidelberg	12	17,235	0	0	8	49,601	0	45	43.0	33	1	60
Heidelberg Community Sup Ctr		Army Active	Heidelberg	23	57,802	0	0	13	362,806	0	27	98.4	16	51	503
Heidelberg Golf Course		Army Active	Heidelberg	9	14,878	0	0	0	0	0	125	12.9	0	0	27
Heidelberg Hospital		Army Active	Heidelberg	8	2,575	0	0	24	515,664	0	23	245.9	684	243	238
Hill 365 Radio Relay Fac		Army Active	Kaiserlautern	4	814	0	0	1	3,948	0	17	2.7	0	0	0
Hochspeyer Ammo Storage Annex		AF Active	Kaiserlautern	31	56,578	0	0	5	14,443	0	88	33.9	0	0	0

* US Locations that do not meet criteria of at least ten (10) Acres AND at least \$10M PRV. US Territories and Non-US Locations that do not meet criteria of at least ten (10) Acres OR at least \$10M PRV.

DEPARTMENT OF DEFENSE
Base Structure Report - As of 30 Sept 2009

SITE	BRAC 2005	COMPONENT	NAME NEAREST CITY	BUILDINGS						ACRES OWNED	TOTAL ACRES	PRV (\$M)	MIL	CIV	OTHER
				OWNED		LEASED		OTHER							
				COUNT	SQFT	COUNT	SQFT	COUNT	SQFT						
Hohenfels		Army Active	Hohenfels	0	0	507	1,256,472	0	0	0	0	172.5	6	1	0
Hohenfels Training Area		Army Active	Hohenfels	665	1,532,320	1	151	367	1,812,306	0	40,023	1,173.5	1,360	221	1,254
Hoppstaedten Waterworks		Army Active	Baumholder	2	3,085	0	0	2	21,854	0	27	42.4	0	0	0
Husterhoeh Communication Site		AF Active	Pirmasens	2	1,200	0	0	6	16,914	0	185	5.4	0	0	0
Husterhoeh Kaserne		Army Active	Pirmasens	40	499,373	0	0	25	532,806	0	131	209.0	30	42	610
Illesheim Leased		Army Active	Illesheim	0	0	78	213,211	0	0	0	1	31.3	7	0	0
Kaiserslautern		Army Active	Kaiserslautern	1	44,485	0	0	0	0	0	465	18.7	65	42	54
Kaiserslautern Army Depot		Army Active	Kaiserslautern	100	713,211	0	0	63	943,874	0	635	395.3	5	63	820
Kaiserslautern Equip Spt Ctr		Army Active	Kaiserslautern	21	36,371	0	0	19	180,775	0	51	50.3	8	1	23
Kapaun Administration Annex		AF Active	Kaiserslautern	23	98,456	0	0	35	520,302	0	114	227.1	137	5	4
Kastel Housing Area		Army Active	Wiesbaden	6	16,493	0	0	11	373,960	0	28	82.2	0	0	18
Katterbach Kaserne		Army Active	Ansbach	47	196,841	0	0	102	2,530,624	0	439	730.5	1,230	46	374
Kefurt & Craig Village Family Housing		Army Active	Stuttgart	1	921	0	0	40	1,044,216	0	38	179.4	0	1	39
Kelley Barracks (GE44F)		Army Active	Stuttgart	25	98,719	0	0	26	733,091	6	72	225.6	246	421	676
Kilbourne Kaserne		Army Active	Heidelberg	8	10,576	0	0	17	87,076	0	13	30.2	49	53	79
Kleber Kaserne		Army Active	Kaiserslautern	49	277,750	0	0	31	784,366	0	77	284.6	584	194	1,092
Kornwestheim Golf Course		Army Active	Kornwestheim	5	27,918	0	0	1	435	0	320	13.1	0	1	32
Lampertheim Training Area		Army Active	Lampertheim	4	722	0	0	1	864	0	4,192	28.3	0	0	0
Landstuhl FH Annex O3		AF Active	Landstuhl	7	28,807	0	0	30	475,176	0	44	126.2	0	0	0
Landstuhl Heliport		Army Active	Landstuhl	32	81,343	0	0	3	372	0	113	46.6	157	29	54
Landstuhl Hospital		Army Active	Landstuhl	71	226,941	0	0	77	1,558,822	0	165	763.2	812	441	499
Landstuhl Maintenance Site		AF Active	Landstuhl	35	123,899	0	0	7	26,177	0	25	45.3	0	0	0
Landstuhl Maintenance Site #2		AF Active	Landstuhl	9	32,551	0	0	5	15,142	0	7	21.1	0	0	0
Langerkopf Rad Rel Site		AF Active	Leimen	5	38,394	0	0	4	8,614	0	7	20.2	0	0	0
Ledward Barracks		Army Active	Schweinfurt	148	249,821	0	0	54	1,387,708	0	161	452.2	1,770	160	921
Mainz		Army Active	Mainz	0	0	1	1,967	0	0	0	120	0.5	0	0	0
Mainz-Kastel Station		Army Active	Wiesbaden	9	26,639	0	0	29	764,831	0	58	178.9	78	28	585
Mannheim Class III Point		Army Active	Mannheim	5	13,309	0	0	6	14,125	0	28	19.0	0	0	14
Mark Twain Village Family Housing		Army Active	Heidelberg	9	35,147	0	0	69	2,019,728	0	75	421.6	184	226	365
McCully Barracks		Army Active	Wackernheim	22	249,983	0	0	38	360,876	0	74	181.0	14	0	15
Miesau Ammo Depot		Army Active	Miesau	112	834,632	0	0	504	1,543,220	0	2,326	758.7	403	81	319
Moehringen Family Housing		Army Active	Stuttgart	0	0	0	0	31	390,599	0	32	61.7	0	1	0
Nathan Hale Qm Area		Army Active	Darmstadt	18	58,407	0	0	27	369,185	0	39	94.9	17	0	59
Neubruecke Hospital		Army Active	Baumholder	6	32,554	0	0	20	297,814	0	57	101.1	0	0	6
Oberammergau NATO School		Army Active	Garmisch	3	1,827	0	0	4	43,010	0	0	13.7	15	4	101
Oberdachstetten Training Area		Army Active	Ansbach	21	24,202	0	0	74	274,163	0	876	102.9	0	0	0

* US Locations that do not meet criteria of at least ten (10) Acres AND at least \$10M PRV. US Territories and Non-US Locations that do not meet criteria of at least ten (10) Acres OR at least \$10M PRV.

DEPARTMENT OF DEFENSE
Base Structure Report - As of 30 Sept 2009

SITE	BRAC 2005	COMPONENT	NAME NEAREST CITY	BUILDINGS						ACRES OWNED	TOTAL ACRES	PRV (\$M)	MIL	CIV	OTHER
				OWNED		LEASED		OTHER							
				COUNT	SQFT	COUNT	SQFT	COUNT	SQFT						
Oberweis Annex		AF Active	Trier	12	9,913	0	0	34	128,124	0	108	49.0	0	0	0
Oftersheim Small Arms Range		Army Active	Heidelberg	5	3,707	0	0	3	9,551	0	35	7.1	0	2	4
Panzer Kaserne (GE642)		Army Active	Kaiserlautern	2	834	0	0	10	303,644	0	19	83.1	533	260	191
Panzer Kaserne (GE643)		Army Active	Stuttgart	20	95,297	0	0	39	1,267,104	2	90	367.3	665	130	775
Patch Barracks		Army Active	Stuttgart	34	324,256	0	0	41	1,204,747	1	110	439.5	747	386	1,457
Patrick Henry Village Family Housing		Army Active	Heidelberg	52	433,599	0	0	191	2,911,559	0	250	694.0	21	30	739
Patton Barracks		Army Active	Heidelberg	29	85,417	0	0	27	659,033	0	37	198.7	713	237	413
Pfeffelbach Waterworks		Army Active	Pfeffelbach	1	78	0	0	2	16,896	0	58	18.1	0	0	0
Pruem AS		AF Active	Trier	4	10,728	0	0	0	0	0	18	5.7	0	0	0
Pulaski Barracks		Army Active	Kaiserlautern	34	67,353	0	0	35	214,114	0	131	86.9	115	68	223
Ramstein AB		AF Active	Ramstein	370	3,323,543	0	0	427	6,408,565	0	3,102	3,698.3	8,242	822	1,370
Ramstein Storage Annex		AF Active	Weilerbach	9	179,687	0	0	4	53,030	0	85	45.9	0	0	0
Rheinblick Rec Annex		Army Active	Wiesbaden	3	13,792	0	0	2	14,052	0	172	12.5	0	0	39
Rheindahlen		Army Active	Rheindahlem	0	0	1	2,500	28	62,186	0	0	10.8	31	0	3
Rhine Ordnance Barracks		Army Active	Kaiserlautern	104	443,395	0	0	876	1,964,471	0	3,037	835.2	960	21	273
Robinson Barracks		Army Active	Stuttgart	4	81,241	0	0	4	19,180	1	24	25.5	1	4	73
Robinson-Grenadier Family Housing		Army Active	Stuttgart	2	515	0	0	57	1,412,418	0	128	254.4	0	0	33
Rottershausen Ammo Stor Area		Army Active	Schweinfurt	5	9,520	0	0	25	47,775	0	186	10.6	0	0	0
Sambach AFN Fac		Army Active	Sembach AB	0	0	0	0	3	1,999	0	10	0.9	0	0	0
Schweinfurt		Army Active	Schweinfurt	0	0	105	621,895	0	0	0	0	88.8	5	0	0
Schweinfurt Training Areas		Army Active	Schweinfurt	83	79,047	0	0	6	12,606	0	10,803	37.3	0	6	22
Schwetzingen Training Area		Army Active	Schwetzingen	1	343	0	0	0	0	0	277	0.9	0	0	0
Sembach Admin Annex (Wing HQ)		AF Active	Sembach AB	49	562,889	0	0	79	1,772,482	0	279	626.7	435	40	4
Sheridan Barracks		Army Active	Garmisch	3	301,799	0	0	11	401,133	0	29	171.6	30	0	684
Shipton Kaserne		Army Active	Ansbach	24	22,303	0	0	27	262,879	0	386	105.5	766	2	9
Siegenburg Air Range		AF Active	Landshut	3	2,730	0	0	5	7,706	0	681	5.8	0	1	8
Smith Barracks		Army Active	Baumholder	180	643,262	0	0	204	3,135,637	0	1,018	1,192.4	4,156	131	993
South Camp Vilseck		Army Active	Vilseck	879	4,454,828	0	0	138	1,333,233	0	2,193	1,451.2	4,496	295	1,329
Spangdahlem AB		AF Active	Spangdahlem AB	180	1,424,930	0	0	334	2,522,760	0	1,619	1,789.7	4,196	207	480
Spangdahlem Waste Annex		AF Active	Spangdahlem AB	2	2,586	0	0	2	4,105	0	3	37.0	0	0	0
Speicher FH Annex		AF Active	Trier	0	0	102	234,681	0	0	0	12	35.0	0	0	0
Spinelli Barracks		Army Active	Mannheim	33	21,371	0	0	71	1,506,049	0	198	340.3	140	12	138
Stem Kaserne		Army Active	Seckenheim	2	11,980	0	0	13	60,683	0	10	18.3	14	0	31
Steuben & Weicht Vil Family Housing		Army Active	Stuttgart	2	782	0	0	54	555,685	0	48	92.0	0	1	0
Storck Barracks		Army Active	Illesheim	34	60,893	0	0	96	1,872,650	0	441	537.8	935	39	268

* US Locations that do not meet criteria of at least ten (10) Acres AND at least \$10M PRV. US Territories and Non-US Locations that do not meet criteria of at least ten (10) Acres OR at least \$10M PRV.

DEPARTMENT OF DEFENSE
Base Structure Report - As of 30 Sept 2009

SITE	BRAC 2005	COMPONENT	NAME NEAREST CITY	BUILDINGS						ACRES OWNED	TOTAL ACRES	PRV (\$M)	MIL	CIV	OTHER
				OWNED		LEASED		OTHER							
				COUNT	SQFT	COUNT	SQFT	COUNT	SQFT						
Stuttgart Dependent School		Army Active	Stuttgart	1	301	0	0	4	167,796	0	11	48.9	0	1	85
Sullivan Barracks		Army Active	Mannheim	25	219,440	0	0	50	928,980	0	111	306.0	671	27	533
Sulzheim Training Area		Army Active	Schweinfurt	1	182	0	0	1	190	0	145	9.9	0	0	0
Taylor Barracks		Army Active	Mannheim	72	202,308	0	0	25	654,488	0	113	247.2	383	104	419
Tompkins Barracks		Army Active	Schwetzingen	28	67,272	0	0	31	606,729	0	88	204.3	374	49	138
Vilseck		Army Active	Vilseck	0	0	134	671,352	0	0	0	31	96.0	58	0	0
Vogelweh FH Annex		AF Active	Kaiserlautern	107	552,558	0	0	172	3,534,942	0	634	913.3	0	0	0
Wackernhm-Schwabenwaeldchen TA		Army Active	Wackernheim	3	1,719	0	0	7	3,886	0	23	3.0	0	0	0
Warner Barracks		Army Active	Bamberg	176	290,286	0	0	121	2,583,068	0	209	813.4	3,048	140	1,003
Warner Barracks Family Housing		Army Active	Bamberg	4	746	0	0	13	337,013	0	13	61.3	0	0	0
Weilimdorf Warehouse		Army Active	Stuttgart	0	0	0	0	2	61,758	0	4	12.0	0	0	1
Weisskirchen AFN Trans Fac		Army Active	Weisskirchen	0	0	0	0	6	13,519	0	19	35.4	0	0	0
Wetzel Family Housing		Army Active	Baumholder	7	31,098	0	0	35	1,230,185	0	132	215.1	0	0	50
Wetzel Kaserne		Army Active	Baumholder	14	93,900	0	0	8	94,670	0	215	67.4	0	2	111
Wiesbaden Army Airfield		Army Active	Wiesbaden	57	333,472	0	0	117	2,054,627	0	638	727.7	2,528	424	974
Wiesbaden Small Arms Range		Army Active	Wiesbaden	3	6,419	0	0	7	8,398	0	26	5.0	0	0	10
* OTHER SITE(S) : 65				56	137,212	35	106,420	68	440,126	2	164	228.0	906	37	82
Germany Total:				6,260	27,339,024	2,714	8,529,063	7,366	96,092,624	32	143,091	35,800.4	53,106	8,016	31,297
Greece															
Larissa, Greece		Navy Active	Larisa	5	24,016	1	2,443	3	8,640	0	0	12.4	0	0	0
NATO Ordnance Area		Navy Active	Soudha Bay	0	0	0	0	15	68,700	0	0	26.3	0	0	0
NSA Souda Bay		Navy Active	Soudha Bay	45	364,192	0	0	0	0	0	101	224.2	351	67	0
NSA Souda Bay Marathi Pier Area		Navy Active	Soudha Bay	9	15,087	0	0	0	0	0	0	14.5	0	0	0
* OTHER SITE(S) : 3				8	38,026	1	3,896	4	20,157	0	0	12.6	0	0	0
Greece Total:				67	441,321	2	6,339	22	97,497	0	101	290.1	351	67	0
Greenland															
Thule AB		AF Active	Thule	232	2,471,508	0	0	0	0	233,034	233,034	3,040.4	134	2	0
Greenland Total:				232	2,471,508	0	0	0	0	233,034	233,034	3,040.4	134	2	0
Iceland															
Grindavik, Iceland		Navy Active	Grindavik	7	16,661	0	0	0	0	0	1,049	22.6	0	0	0
Iceland Total:				7	16,661	0	0	0	0	0	1,049	22.6	0	0	0

* US Locations that do not meet criteria of at least ten (10) Acres AND at least \$10M PRV. US Territories and Non-US Locations that do not meet criteria of at least ten (10) Acres OR at least \$10M PRV.

DEPARTMENT OF DEFENSE
Base Structure Report - As of 30 Sept 2009

SITE	BRAC 2005	COMPONENT	NAME NEAREST CITY	BUILDINGS						ACRES OWNED	TOTAL ACRES	PRV (\$M)	MIL	CIV	OTHER
				OWNED		LEASED		OTHER							
				COUNT	SQFT	COUNT	SQFT	COUNT	SQFT						
Indonesia															
Naval Medical Research Unit Two Djakartaid		Navy Active	Jakarta, Java	0	0	0	0	4	45,946	0	0	12.4	0	0	0
Indonesia Total:				0	0	0	0	4	45,946	0	0	12.4	0	0	0
Italy															
Augusta Bay		Navy Active	Catania	5	55,884	0	0	0	0	0	0	44.0	0	0	0
Aviano AB		AF Active	Aviano AB	94	687,716	0	0	100	1,658,279	0	1,199	1,470.8	3,683	189	388
Aviano Administration Annex Group HQ		AF Active	Aviano AB	3	4,630	0	0	5	40,931	0	8	19.4	0	0	0
Aviano Ammunition Storage Annex		AF Active	Aviano AB	2	3,450	0	0	34	96,655	0	47	43.7	0	0	0
Aviano Bachelor Housing Annex #1		AF Active	Aviano AB	17	273,864	2	46,140	5	352,116	0	39	340.6	0	0	0
Aviano Bachelor Housing Annex #2		AF Active	Aviano AB	6	217,020	0	0	9	82,950	0	13	121.9	0	0	0
Aviano FH Annex #5		AF Active	Aviano AB	0	0	91	220,820	0	0	0	0	43.0	0	0	0
Aviano FH Site		AF Active	Aviano AB	0	0	20	54,509	0	0	0	1	10.6	0	0	0
Aviano Maintenance Annex		AF Active	Aviano AB	6	4,785	0	0	8	111,619	0	8	37.5	0	0	0
Aviano Storage Annex		AF Active	Aviano AB	0	0	2	94,440	0	0	0	6	17.7	0	0	0
Camp Darby		Army Active	Tirrenia	143	620,552	0	0	0	0	0	159	284.6	73	82	494
Camp Ederle		Army Active	Vicenza	204	1,383,275	12	101,481	38	407,257	0	147	852.3	2,517	350	1,513
Capodichino		Navy Active	Naples	60	845,532	0	0	2	41,520	0	58	562.6	0	0	0
Carney Park		Navy Active	Naples	21	17,314	3	10,315	0	0	0	53	25.7	0	0	0
Coltano Troposcatter Site		Army Active	Coltano	9	44,496	0	0	0	0	0	289	24.6	0	0	0
Dal Molin Airfield		Army Active	Vicenza	0	0	0	0	9	233,488	0	153	71.6	4	6	74
Fontanafredda FH Site		AF Active	Pordenone	0	0	55	294,220	0	0	0	1	57.4	0	0	0
Gaeta		Navy Active	Gaeta	3	2,024	2	5,226	10	48,042	0	14	45.0	90	0	1
Ghedi Radio Relay Site		AF Active	Brescia	13	38,022	0	0	3	19,031	0	1	23.9	137	0	3
Lago Patria		Navy Active	Naples	10	14,749	0	0	1	2,479	0	3	18.5	0	0	0
Livorno		Army Active	Livorno	0	0	71	250,037	0	0	0	0	47.7	0	0	0
Livorno Supply and Maint Area		Army Active	Livorno	127	1,239,658	0	0	0	0	0	277	351.8	20	13	221
Livorno Training Area		Army Active	Livorno	5	5,727	0	0	0	0	0	50	6.7	0	0	0
Longare Communications Site		Army Active	Vicenza	5	7,071	0	0	28	86,169	0	52	48.2	157	0	17
Maniago FH Site		AF Active	Maniago	0	0	19	168,008	0	0	0	1	32.8	0	0	0
NAS 1 Support Area		Navy Active	Catania	43	806,891	2	68,100	0	0	0	10	434.1	0	0	0
NAS Pensacola Transmitter Site		Navy Active	Sigonella Sicily	5	28,436	0	0	0	0	0	0	16.2	0	0	0
NAS Sigonella		Navy Active	Sigonella Sicily	105	1,238,797	0	0	5	25,934	0	325	805.5	1,733	246	687
NAS Sigonella Belpasso Hsg		Navy Active	Catania	1	11,646	148	953,772	0	0	0	104	199.2	0	0	0
NAS Sigonella Mineo Housing		Navy Active	Sigonella Sicily	0	0	112	749,775	0	0	0	62	166.8	0	0	0
NATO Ordnance Facility		Navy Active	Sigonella Sicily	28	85,350	0	0	0	0	0	172	44.3	0	0	0

* US Locations that do not meet criteria of at least ten (10) Acres AND at least \$10M PRV. US Territories and Non-US Locations that do not meet criteria of at least ten (10) Acres OR at least \$10M PRV.

DEPARTMENT OF DEFENSE
Base Structure Report - As of 30 Sept 2009

SITE	BRAC 2005	COMPONENT	NAME NEAREST CITY	BUILDINGS						ACRES OWNED	TOTAL ACRES	PRV (\$M)	MIL	CIV	OTHER
				OWNED		LEASED		OTHER							
				COUNT	SQFT	COUNT	SQFT	COUNT	SQFT						
NSA Naples Support Site		Navy Active	Naples	2	188,376	162	2,993,118	0	0	0	228	905.0	0	0	0
NSA Naples Various Location Housing		Navy Active	Naples	0	0	9	370,079	0	0	0	0	72.2	0	0	0
Pisa Ammo Storage Area		Army Active	Pisa	222	514,141	0	0	0	0	0	2,093	273.8	2	20	2
Pordenone FH Site		AF Active	Pordenone	0	0	12	141,646	0	0	0	1	27.6	0	0	0
Roveredo Storage Annex		AF Active	Roveredo	0	0	16	96,027	0	0	0	3	18.7	0	0	0
San Vito Dei Normanni AS		AF Active	San Vito Normanni	2	3,980	0	0	0	0	0	25	3.4	0	0	0
Sedrano FH Site		AF Active	Cordenons	0	0	10	88,816	0	0	0	1	17.3	0	0	0
Vicenza		Army Active	Vicenza	2	3,973	126	1,007,425	3	9,902	0	5	220.6	0	0	0
Vicenza Basic Load Storage Area		Army Active	Vicenza	15	28,676	0	0	0	0	0	34	15.6	1	6	4
Vicenza Family Housing		Army Active	Vicenza	217	417,487	0	0	1	2,793	0	82	100.9	0	0	59
* OTHER SITE(S) : 27				33	41,804	7	67,443	9	31,648	0	41	59.3	2,022	360	636
Italy Total:				1,408	8,835,327	881	7,781,398	270	3,250,813	0	5,766	7,983.1	10,439	1,272	4,099

Japan

Akasaka Press Center		Army Active	Tokyo	2	160	0	0	5	162,027	0	8	49.5	8	7	236
Akasaki POL Dep-5032		Navy Active	Sasebo	46	110,317	0	0	40	156,526	0	182	398.1	0	0	0
Akizuki Ammunition Depot		Army Active	Akizuki	14	6,719	0	0	52	420,456	0	138	197.9	0	3	120
Awase		Navy Active	Kadena Air Base Okinawa	5	12,874	0	0	0	0	0	118	19.1	0	0	0
Azuma - 3090		Navy Active	Yokosuka	43	48,385	0	0	33	105,194	0	201	397.8	0	0	0
Camp Courtney FH Annex		AF Active	Camp Courtney Okinawa N	82	1,129,486	0	0	0	0	0	65	226.8	0	0	0
Camp Courtney-6029		MC Active	Tengan	84	285,912	0	0	129	1,693,789	0	331	667.0	3,501	0	0
Camp Foster FH Annex		AF Active	Camp Foster Okinawa	1,039	3,250,507	0	0	0	0	0	453	657.9	0	0	0
Camp Foster-6044		MC Active	Zukeran	1,450	3,312,470	0	0	303	4,855,095	0	1,588	2,651.2	2,018	3,201	3
Camp Fuji Japan-3127		MC Active	Camp Fuji	42	64,957	0	0	45	469,958	0	291	268.6	86	113	3
Camp Gonsalves		MC Active	Henoko Okinawa	22	17,881	0	0	2	15,653	0	19,356	20.6	0	0	0
Camp Hansen-6011		MC Active	Onna Okinawa	135	547,911	0	0	145	2,708,627	0	12,647	1,339.5	0	0	0
Camp Kinser		AF Active	Makiminato Okinawa	43	2,266,385	0	0	0	0	0	135	447.7	0	0	0
Camp Kinser-6056		MC Active	Makiminato Okinawa	158	2,697,566	0	0	119	3,280,075	0	676	1,777.7	4,645	0	0
Camp Kuwae FH Annex		AF Active	Chatan Okinawa	158	577,533	0	0	0	0	0	70	110.0	0	0	0
Camp Lester - 6043		MC Active	Chatan Okinawa	163	637,792	0	0	74	526,814	0	167	480.9	0	0	0
Camp McTureous - 6031		MC Active	Tengan	7	87,908	0	0	90	734,570	0	94	252.2	0	0	0
Camp McTureous FH Annex		AF Active	Camp Courtney Okinawa N	80	678,732	0	0	0	0	0	64	133.2	0	0	0
Camp Schwab-6009		MC Active	Henoko Okinawa	92	317,513	0	0	45	1,074,103	0	5,097	575.4	1,711	0	0
Camp Shields FH Annex		AF Active	Camp Shields-Okinawa	6	6,968	0	0	89	478,684	89	89	114.0	0	0	0

* US Locations that do not meet criteria of at least ten (10) Acres AND at least \$10M PRV. US Territories and Non-US Locations that do not meet criteria of at least ten (10) Acres OR at least \$10M PRV.

DEPARTMENT OF DEFENSE
Base Structure Report - As of 30 Sept 2009

SITE	BRAC 2005	COMPONENT	NAME NEAREST CITY	BUILDINGS						ACRES OWNED	TOTAL ACRES	PRV (\$M)	MIL	CIV	OTHER
				OWNED		LEASED		OTHER							
				COUNT	SQFT	COUNT	SQFT	COUNT	SQFT						
Camp Shields-6032		Navy Active	Camp Shields-Okinawa	31	123,766	0	0	19	328,796	0	88	156.6	0	0	0
Camp Zama		Army Active	Sagamihara	144	571,185	0	0	213	2,366,665	0	578	1,162.4	611	506	2,426
Chitose Administration Annex		AF Active	Chitose	14	63,941	0	0	0	0	0	1,067	37.4	0	0	0
COMFLEACT Kadena Okinawa		Navy Active	Okinawa Island	4	6,734	0	0	112	579,233	0	120	279.6	2,356	218	303
COMFLEACT Sasebo JA		Navy Active	Sasebo	57	113,959	0	0	159	1,551,378	0	7,718	942.5	2,475	125	674
COMFLEACT Yokosuka		Navy Active	Yokosuka	229	478,164	0	0	560	9,201,424	0	2,662	4,677.5	2,492	838	5,537
Draughon Training Range		AF Active	Misawa AFB	3	4,644	0	0	7	13,709	0	1,889	18.9	0	0	0
Drydock Area-5030		Navy Active	Sasebo	1	506	0	0	13	22,454	0	0	162.7	0	0	0
Fuji Maneuver JA - 3183		MC Active	Camp Fuji	0	0	0	0	0	0	0	33,091		0	0	0
Gimbaru Training Area - 6017		MC Active	Onna Okinawa	2	1,968	0	0	1	190	0	149	1.7	0	0	0
Hachinohe POL Dep-2006		Navy Active	Hachinohe	11	5,834	0	0	14	10,729	0	46	73.6	0	0	0
Hario Housing Area-5119		Navy Active	Sasebo	29	15,226	0	0	78	1,150,207	0	78	334.3	0	0	0
Hario Shima Ammo-5050		Navy Active	Sasebo	28	43,530	0	0	15	62,992	0	487	106.5	0	0	0
Henoko Ammo Area - 6010		MC Active	Henoko Okinawa	50	122,528	0	0	3	73,316	0	300	113.2	0	0	0
Hiro Ammunition Depot		Army Active	Kure	6	7,945	0	0	8	108,255	0	88	48.2	0	0	32
Idesuna Jima Air Range		AF Active	Okinawa Island	0	0	0	0	0	0	61	61	0.0	0	0	0
Ie Jima Aux Airfield		MC Active	Henoko Okinawa	11	15,096	0	0	5	5,959	0	1,981	23.4	0	0	0
Ikego Housing Area-3087		Navy Active	Ikego	46	49,044	0	0	140	2,427,397	0	708	705.5	0	0	0
Iorizaki POL Dep-5036		Navy Active	Sasebo	3	86	0	0	4	7,060	0	56	145.8	0	0	0
Itazuke Auxiliary Airfield		AF Active	Fukuoka	0	0	0	0	1	30,873	0	6	18.4	0	0	0
Iwo Jima-3181		Navy Active	Iwo Jima	0	0	0	0	46	311,555	0	243	310.1	0	0	0
Kachin Hanto Area		Army Active	Gushikawa	14	3,202	0	0	6	9,767	0	32	46.4	0	0	0
Kadena AB		AF Active	Kadena Air Base Okinawa	1,501	5,659,358	0	0	758	7,955,695	4,907	4,907	5,207.3	6,901	525	1,892
Kadena Ammo Storage Annex		AF Active	Kadena Air Base Okinawa	362	1,788,792	0	0	85	591,251	6,077	6,077	886.5	0	0	0
Kami Seya-3096		Navy Active	Kami Seya	103	296,276	0	0	13	120,783	0	587	188.2	0	21	98
Kawakami Ammunition Depot		Army Active	Higashi-Hiroshima	69	128,662	0	0	49	230,275	0	644	187.8	0	3	136
Kin Blue Beach - 6020		MC Active	Onna Okinawa	0	0	0	0	0	0	0	94	1.7	0	0	0
Kisarazu-JGSDF-3033		Navy Active	Kisarazu	12	20,931	0	0	33	319,244	0	515	290.3	0	0	0
Kobi Sho Range-6084		Navy Active	Okinawa Island	0	0	0	0	0	0	0	216		0	0	0
Koshiba POL Dep-3113		Navy Active	Yokohama	0	0	0	0	0	0	0	104		0	0	0
Kure Pier 6		Army Active	Kure	8	4,047	0	0	9	61,898	0	4	29.8	13	4	83
Maebata - 5033		Navy Active	Sasebo	35	58,004	0	0	44	287,147	0	144	169.7	0	0	0
MCAS Futenma		MC Active	Futenma Okinawa	217	912,980	0	0	51	805,032	0	1,187	907.3	3,689	72	17
MCAS Iwakuni		MC Active	Iwakuni	204	775,928	0	0	212	3,372,770	0	6,702	1,967.9	1,917	1,015	3
MCAS Iwakuni Housing		MC Active	Iwakuni	3	501	0	0	56	470,078	0	32	131.7	0	0	0
MCB Camp S D Butler ASP 2-6022		MC Active	Koza	5	8,000	0	0	0	0	0	491	9.9	0	0	0

* US Locations that do not meet criteria of at least ten (10) Acres AND at least \$10M PRV. US Territories and Non-US Locations that do not meet criteria of at least ten (10) Acres OR at least \$10M PRV.

DEPARTMENT OF DEFENSE
Base Structure Report - As of 30 Sept 2009

SITE	BRAC 2005	COMPONENT	NAME NEAREST CITY	BUILDINGS						ACRES OWNED	TOTAL ACRES	PRV (\$M)	MIL	CIV	OTHER
				OWNED		LEASED		OTHER							
				COUNT	SQFT	COUNT	SQFT	COUNT	SQFT						
Misawa AB		AF Active	Misawa AFB	231	1,260,269	0	0	580	7,748,026	0	3,864	4,681.3	4,058	161	777
Momote Annex		AF Active	Waco City	0	0	0	0	3	2,976	0	30	3.6	0	0	0
NAF Atsugi		Navy Active	Atsugi	311	646,243	0	0	280	3,384,140	0	1,237	1,718.5	1,186	166	328
NAF Misawa JA		Navy Active	Misawa AFB	0	0	0	0	80	742,777	0	27	365.8	0	6	65
Nagasaka Rifle Range		Navy Active	Yokosuka	0	0	0	0	0	0	0	25	0	0	0	0
Naha Port		Army Active	Naha Okinawa	38	346,046	0	0	3	14,425	0	139	184.0	7	12	117
Negishi Dh Area-3066		Navy Active	Yokohama	43	32,415	0	0	238	638,412	0	111	274.7	0	0	0
Okidaito Jima Rng-6088		Navy Active	Okinawa Island	0	0	0	0	0	0	0	283	0	0	0	0
Okuma Recreation Annex		AF Active	Okuma Okinawa	44	65,964	0	0	2	14,068	135	135	46.2	9	0	30
Owada Communications Station		AF Active	Owada	0	0	0	0	1	21,152	0	328	18.6	0	0	0
POL Facilities		Army Active	Chatan Okinawa	41	31,141	0	0	87	52,317	50	399	203.2	0	0	81
Sagami General Depot		Army Active	Sagamihara	132	85,158	0	0	135	3,048,505	0	528	890.9	108	30	708
Sagamihara FH Area		Army Active	Sagamihara	424	113,396	0	0	239	959,560	0	149	396.7	2	2	217
Sakibe - 5118		Navy Active	Sasebo	6	21,191	0	0	2	8,077	0	32	15.0	0	0	0
Sanno Hotel Tokyo-3185		Navy Active	Tokyo	2	783	0	0	1	151,385	0	2	64.2	0	0	0
Sekibi Sho Range-6085		Navy Active	Okinawa Island	0	0	0	0	0	0	0	10	0	0	0	0
Shariki Communication Site		Army Active	Zama	0	0	0	0	0	0	0	33	1.2	3	0	108
Tama Service Annex		AF Active	Tana	12	11,132	0	0	39	103,178	0	483	62.2	0	0	0
Tengan Pier-6028		Navy Active	Tengan	4	5,612	0	0	0	0	0	8	57.3	0	0	0
Tokorozawa Transmitter Site		AF Active	Tokorosana	7	59,913	0	0	0	0	0	320	109.8	0	0	0
Tori Shima Air Range		AF Active	Okinawa Island	0	0	0	0	0	0	10	10	0.0	0	0	0
Torii Station		Army Active	Sobe Okinawa	218	1,034,388	0	0	28	386,021	514	992	575.1	718	58	694
Totsuka-NCTS-3097		Navy Active	Totsuka	25	17,049	0	0	11	39,443	0	191	59.3	0	0	0
Tsurumi POL Dep-3144		Navy Active	Yokohama	36	10,561	0	0	26	63,144	0	46	143.8	0	0	0
Ulibaru		MC Active	White Beach Nav Inst	0	0	0	0	0	0	0	63	0	0	0	0
Urago Ordinance-3117		Navy Active	Yokosuka	16	16,021	0	0	31	179,248	0	48	112.4	0	0	0
White Beach		Navy Active	White Beach Nav Inst	56	92,176	0	0	10	127,155	0	290	177.4	0	0	0
Yokohama No Dock-3067		Navy Active	Yokohama	3	3,318	0	0	16	304,277	0	23	111.5	0	0	0
Yokohama North Dock		Army Active	Yokohama	16	12,437	0	0	66	577,587	0	121	265.8	15	12	228
Yokose POL Dep-5039		Navy Active	Sasebo	9	2,095	0	0	5	4,588	0	153	286.8	0	0	0
Yokota AB		AF Active	Yokota AFB	139	621,542	0	0	627	9,401,146	0	1,750	4,159.8	2,973	252	1,260
* OTHER SITE(S) : 28				17	26,023	0	0	25	74,485	10	51	54.1	10	0	7
Japan Total:				8,703	31,853,686	0	0	6,420	77,203,796	11,853	126,802	45,167.3	41,512	7,350	16,183
Kenya															
NSA Bahrain - Kenya		Navy Active	Mombasa	5	7,520	0	0	0	0	0	0	16.0	0	0	0

* US Locations that do not meet criteria of at least ten (10) Acres AND at least \$10M PRV. US Territories and Non-US Locations that do not meet criteria of at least ten (10) Acres OR at least \$10M PRV.

DEPARTMENT OF DEFENSE
Base Structure Report - As of 30 Sept 2009

SITE	BRAC 2005	COMPONENT	NAME NEAREST CITY	BUILDINGS						ACRES OWNED	TOTAL ACRES	PRV (\$M)	MIL	CIV	OTHER
				OWNED		LEASED		OTHER							
				COUNT	SQFT	COUNT	SQFT	COUNT	SQFT						
* OTHER SITE(S) : 1				4	15,578	0	0	0	0	0	7.6	0	0	0	
			Kenya Total:	9	23,098	0	0	0	0	0	23.5	0	0	0	
<u>Kuwait</u>				0	0	0	0	3	19,363	0	0	3.4	0	0	0
* OTHER SITE(S) : 1				0	0	0	0	3	19,363	0	0	3.4	0	0	0
			Kuwait Total:	0	0	0	0	3	19,363	0	0	3.4	0	0	0
<u>Luxembourg</u>				0	0	0	0	29	995,591	0	97	137.8	0	0	0
Sanem Site		Army Active	Luxembourg	0	0	0	0	29	995,591	0	97	137.8	0	0	0
			Luxembourg Total:	0	0	0	0	29	995,591	0	97	137.8	0	0	0
<u>Marshall Islands</u>				740	3,201,471	0	0	0	0	0	1,361	2,524.6	23	208	2,225
US Army Kwajalein Atoll		Army Active	Majuro Atoll	740	3,201,471	0	0	0	0	0	1,361	2,524.6	23	208	2,225
			Marshall Islands Total:	740	3,201,471	0	0	0	0	0	1,361	2,524.6	23	208	2,225
<u>Netherlands</u>				1	2,152	0	0	10	642,335	0	0	114.0	239	10	172
Hendrik Mine		Army Active	Brunssum	1	2,152	0	0	10	642,335	0	0	114.0	239	10	172
Rotterdam Admin Facility		Army Active	Rotterdam	0	0	2	81,877	0	0	0	2	19.1	63	42	128
Schinnen		Army Active	Schinnen	0	0	144	245,579	0	0	0	0	38.6	0	0	0
Schinnen Emma Mine		Army Active	Schinnen	36	88,241	14	142,975	0	0	0	24	62.8	43	61	361
* OTHER SITE(S) : 4				3	3,562	14	20,482	0	0	0	0	4.8	139	2	1
			Netherlands Total:	40	93,955	174	490,913	10	642,335	0	26	239.4	484	115	662
<u>Netherlands Antilles</u>				12	86,684	0	0	0	0	0	42	42.7	11	1	0
Davis-Monthan AFB (Curacao)		AF Active	Curacao	12	86,684	0	0	0	0	0	42	42.7	11	1	0
			Netherlands Antilles Total:	12	86,684	0	0	0	0	0	42	42.7	11	1	0
<u>Norway</u>				1	4,550	2	4,156	2	21,836	0	0	9.7	3	0	0
* OTHER SITE(S) : 3				1	4,550	2	4,156	2	21,836	0	0	9.7	3	0	0
			Norway Total:	1	4,550	2	4,156	2	21,836	0	0	9.7	3	0	0
<u>Oman</u>				8	32,927	0	0	0	0	0	0	11.4	0	0	0
NSA Bahrain - Masirah Island		Navy Active	Sur Masirah	8	32,927	0	0	0	0	0	0	11.4	0	0	0
Thumrait MAP		AF Active	Salalah	0	0	0	0	0	0	0	3,000	1	0	0	0
			Oman Total:	8	32,927	0	0	0	0	0	3,000	11.4	1	0	0

* US Locations that do not meet criteria of at least ten (10) Acres AND at least \$10M PRV. US Territories and Non-US Locations that do not meet criteria of at least ten (10) Acres OR at least \$10M PRV.

DEPARTMENT OF DEFENSE
Base Structure Report - As of 30 Sept 2009

SITE	BRAC 2005	COMPONENT	NAME NEAREST CITY	BUILDINGS						ACRES OWNED	TOTAL ACRES	PRV (\$M)	MIL	CIV	OTHER
				OWNED		LEASED		OTHER							
				COUNT	SQFT	COUNT	SQFT	COUNT	SQFT						
Peru															
Naval Medical Research Center Det Lima Peru		Navy Active	Lima	0	0	0	0	2	26,871	0	0	11.4	0	0	0
Peru Total:				0	0	0	0	2	26,871	0	0	11.4	0	0	0
Portugal															
Agualva Munitions Storage Annex		AF Active	Lajesfield	20	17,185	0	0	0	0	0	68	7.7	0	0	0
Caldeira Ammunition Storage Area		AF Active	Lajesfield	2	6,295	0	0	0	0	0	29	3.1	0	0	0
Cinco Picos Globecom Annex		AF Active	Lajesfield	3	25,963	0	0	1	2,363	0	159	11.2	0	0	0
Covadascinzas Petroleum Products Stg Annex		AF Active	Lajesfield	0	0	0	0	0	0	0	41	72.9	0	0	0
Lajes Field		AF Active	Lajesfield	366	2,707,031	0	0	12	70,457	0	973	1,157.2	653	77	606
Praia Da Victoria Dock Annex		AF Active	Lajesfield	12	19,324	0	0	0	0	0	4	33.1	0	0	0
Praia Da Victoria Fuel Storage Annex		AF Active	Lajesfield	9	4,375	0	0	3	541	0	53	175.2	0	0	0
Villa Nova Globecom Annex		AF Active	Lajesfield	1	13,533	0	0	1	1,748	0	99	6.0	0	0	0
* OTHER SITE(S) : 13				16	5,822	0	0	2	1,713	0	19	10.5	33	4	0
Portugal Total:				429	2,799,528	0	0	19	76,822	0	1,445	1,476.9	686	81	606
Saint Helena															
Ascension Auxiliary Airfield		AF Active	Ascension Island	111	346,358	0	0	0	0	0	3,463	390.8	3	0	0
Saint Helena Total:				111	346,358	0	0	0	0	0	3,463	390.8	3	0	0
Singapore															
Singapore Area Coordinator		Navy Active	Singapore	0	0	94	550,897	74	369,070	0	0	291.4	128	1	1
* OTHER SITE(S) : 1				0	0	0	0	1	190	0	0	0.1	0	27	18
Singapore Total:				0	0	94	550,897	75	369,260	0	0	291.5	128	28	19
South Korea															
Bayonet Training Area		Army Active	Tong Du Chon	0	0	0	0	0	0	0	248		0	0	0
Camp Ames		Army Active	Camp Ames	9	19,158	0	0	0	0	0	20	6.4	0	0	0
Camp Carroll		Army Active	Waegwan	259	2,384,636	0	0	53	935,709	0	495	830.7	1,499	135	2,097
Camp Casey		Army Active	Camp Casey	578	4,092,767	0	0	2	9,468	2	2,830	1,273.0	5,187	46	2,687
Camp Castle		Army Active	Tong Du Chon	47	328,918	0	0	0	0	1	51	94.7	78	0	368
Camp Eagle		Army Active	Wonju	53	445,360	0	0	0	0	0	113	162.9	3	5	97
Camp Henry		Army Active	Taegu	100	513,648	150	238,350	34	206,993	1	59	238.6	537	245	1,372
Camp Henry (Brooklyn Hill)		Army Active	Yongsan	11	7,945	0	0	0	0	0	34	3.9	0	0	0
Camp Henry (Dartboard Site)		Army Active	Taegu	2	1,672	0	0	0	0	0	10	2.0	0	0	0

* US Locations that do not meet criteria of at least ten (10) Acres AND at least \$10M PRV. US Territories and Non-US Locations that do not meet criteria of at least ten (10) Acres OR at least \$10M PRV.

DEPARTMENT OF DEFENSE
Base Structure Report - As of 30 Sept 2009

SITE	BRAC 2005	COMPONENT	NAME NEAREST CITY	BUILDINGS						ACRES OWNED	TOTAL ACRES	PRV (\$M)	MIL	CIV	OTHER
				OWNED		LEASED		OTHER							
				COUNT	SQFT	COUNT	SQFT	COUNT	SQFT						
Camp Henry (Pier #8)		Army Active	Pusan	4	7,759	0	0	6	94,582	0	11	37.0	8	1	101
Camp Hialeah		Army Active	Pusan	302	892,251	0	0	24	53,561	1	133	261.4	0	0	0
Camp Hovey		Army Active	Camp Hovey	166	1,606,503	0	0	1	25,696	0	3,473	473.0	549	2	220
Camp Humphreys		Army Active	Camp Humphreys	484	5,313,065	0	0	8	36,020	0	1,435	1,697.6	3,536	169	2,808
Camp Humphreys (High Point)		Army Active	Chechon	3	2,122	0	0	0	0	0	11	1.8	0	0	0
Camp Humphreys (Richmond)		Army Active	Taejon	2	564	0	0	0	0	0	14	1.5	0	0	0
Camp Jackson		Army Active	Uijong Bu	47	179,024	0	0	0	0	0	406	48.4	174	0	350
Camp Kwangsa Ri		Army Active	Yongju	15	35,750	0	0	4	8,000	0	31	13.1	0	0	0
Camp Long		Army Active	Wonju	118	307,724	0	0	8	13,007	0	86	107.7	62	10	261
Camp Market		Army Active	Inchon	68	606,883	0	0	39	588,090	0	119	230.6	4	5	400
Camp Mu Juk		MC Active	Pohang	75	133,725	0	0	0	0	0	0	39.4	0	0	0
Camp Red Cloud		Army Active	Uijong Bu	260	1,403,129	0	0	0	0	0	208	420.3	998	105	1,254
Camp Red Cloud (Bullseye 01)		Army Active	Yongchon	96	268,812	0	0	0	0	0	2,457	90.9	0	0	8
Camp Red Cloud (Bullseye 02)		Army Active	Paju	0	0	0	0	0	0	0	255	0.7	0	0	0
Camp Red Cloud Communications Site		AF Active	Uijong Bu	0	0	0	0	15	85,409	0	4	25.2	0	0	0
Camp Stanley		Army Active	Uijong Bu	287	1,603,957	0	0	0	0	0	605	468.6	961	5	376
Camp Walker		Army Active	Taegu	226	1,171,610	0	0	0	0	1	195	334.2	567	79	785
Camp Yongin		Army Active	Suwon	6	44,616	0	0	3	9,240	0	8	17.4	30	0	19
Chang San		Army Active	Pusan	13	12,838	0	0	0	0	2	26	5.1	0	0	0
Far East Dist Engr		Army Active	Seoul	34	112,102	0	0	14	76,982	0	11	50.6	2	170	514
Fleet Activities Chinhae		Navy Active	Chinhae	109	326,597	0	0	0	0	0	91	107.0	108	10	150
Gun Training Area		Army Active	Tong Du Chon	0	0	0	0	0	0	0	195		0	0	0
H220 Heliport		Army Active	Tong Du Chon	51	240,297	0	0	0	0	0	52	67.3	0	1	251
K-16 AB		Army Active	Songnam	54	367,778	1	140,657	18	268,539	0	205	243.6	730	3	395
Kamaksan ASA		Army Active	Tong Du Chon	5	5,286	0	0	0	0	0	49	2.6	0	0	10
Kimhae Storage Annex		AF Active	Kimhae	37	363,308	0	0	1	51,333	0	86	84.6	0	0	0
Kunsan AB		AF Active	Kunsan	369	2,684,593	0	0	26	612,897	0	2,557	1,607.2	2,416	34	309
Kunsan POL Terminal Site		Army Active	Kunsan	3	5,728	0	0	0	0	0	17	5.5	0	0	0
Kwang-Ju AB		AF Active	Kwangju	99	627,085	0	0	2	24,207	0	313	307.7	22	0	1
Madison Site		Army Active	Suwon	12	8,652	0	0	0	0	0	22	6.4	0	0	0
Masan Ammunition Depot		Army Active	Masan	17	57,265	0	0	0	0	0	464	21.1	0	2	5
Niblo Barracks		Army Active	Seoul	11	28,505	0	0	2	6,345	0	7	13.1	38	8	35
Osan AFB		AF Active	Osan AFB	438	5,914,201	0	0	57	1,189,280	0	1,832	2,775.7	4,790	158	524
Osan Ni Ammunition Storage Annex		AF Active	Osan	20	74,115	0	0	0	0	0	603	29.4	0	0	0
Pil-Sung Air Range		AF Active	Taepeak	9	18,080	0	0	3	25,156	0	27	16.3	0	0	0
Pohang		Navy Active	Pohang	12	77,962	0	0	51	123,848	0	3	79.1	0	0	0

* US Locations that do not meet criteria of at least ten (10) Acres AND at least \$10M PRV. US Territories and Non-US Locations that do not meet criteria of at least ten (10) Acres OR at least \$10M PRV.

DEPARTMENT OF DEFENSE
Base Structure Report - As of 30 Sept 2009

SITE	BRAC 2005	COMPONENT	NAME NEAREST CITY	BUILDINGS						ACRES OWNED	TOTAL ACRES	PRV (\$M)	MIL	CIV	OTHER
				OWNED		LEASED		OTHER							
				COUNT	SQFT	COUNT	SQFT	COUNT	SQFT						
Pusan Storage Facility		Army Active	Pusan	58	391,616	0	0	7	14,406	0	66	107.3	5	5	177
Pyongtaek Cpx Area		Army Active	Pyong Taek	4	4,432	0	0	0	0	0	103	7.7	0	0	0
ROK Navy Base		Navy Active	Chinhae	3	17,599	0	0	0	0	0	0	69.9	0	0	0
Shinbuk Relay		Army Active	Pochon	4	4,992	0	0	0	0	0	13	7.1	0	0	0
Sungnam Golf Course		Army Active	Songnam	3	1,905	0	0	10	60,983	0	230	26.4	0	0	98
Suwon AB		AF Active	Suwon	40	133,977	0	0	61	588,854	0	267	377.1	25	1	0
Swiss and Swed Camp Mac HQ		Army Active	Munsan	24	31,781	0	0	0	0	0	0	10.5	0	0	4
Taegu AB		AF Active	Taegu	144	770,545	0	0	0	0	0	763	360.4	41	3	2
Tango		Army Active	Songnam	25	182,532	0	0	6	77,561	0	241	83.6	0	0	0
Watkins Range		Army Active	Tong Du Chon	0	0	0	0	0	0	0	13	0	0	0	0
Wonju AS		AF Active	Wonju	13	7,715	0	0	5	10,491	0	93	32.3	11	0	0
Yechon		Navy Active	Yechon	0	0	0	0	26	73,130	0	0	39.9	0	0	0
Yong Pyong		Army Active	Yongpyong	75	188,377	0	0	0	0	0	3,347	79.4	2	1	133
Yongsan Garrison		Army Active	Seoul	750	4,893,139	50	1,337,456	196	1,100,566	0	625	1,934.1	3,820	853	6,980
Yongsan Garrison		Navy Active	Yongsan	0	0	0	0	17	60,920	0	0	18.6	0	0	0
* OTHER SITE(S) : 26				69	118,132	0	0	34	224,927	6	58	81.0	102	2	61
South Korea Total:				5,723	39,042,733	201	1,716,463	733	6,656,200	14	25,689	15,538.7	26,305	2,058	22,852
Spain															
Moron AB		AF Active	Moran AB	155	827,113	0	0	6	16,930	0	2,811	534.2	120	7	11
NS Rota		Navy Active	Rota	925	3,699,536	0	0	0	0	0	5,962	1,882.0	1,113	190	0
* OTHER SITE(S) : 3				1	1,995	1	1,296	1	2,010	0	1	2.6	0	12	0
Spain Total:				1,081	4,528,644	1	1,296	7	18,940	0	8,774	2,418.8	1,233	209	11
Turkey															
Ankara Administration Office		AF Active	Ankara	19	143,679	0	0	4	5,716	0	14	51.1	31	2	3
Batman AB		AF Active	Batman	0	0	0	0	13	28,176	0	0	23.2	0	0	0
Cigli AB		AF Active	Izmir	3	9,027	0	0	16	139,100	0	0	39.7	0	0	0
Incirlik AB		AF Active	Adana	542	3,474,995	0	0	136	547,688	0	3,337	1,935.5	1,276	113	139
Izmir AS		AF Active	Izmir	0	0	11	92,431	0	0	0	1	28.2	100	9	48
Izmir Storage Annex #2		AF Active	Izmir	0	0	27	130,039	0	0	0	17	52.3	0	0	0
Mus AB		AF Active	Batman	11	22,011	0	0	1	3,228	0	0	17.0	0	0	0
Yumurtalik Petroleum Prod Storage Annex		AF Active	Yumurtalik	5	7,623	0	0	0	0	0	142	131.4	0	0	2
* OTHER SITE(S) : 9				8	96,020	4	32,164	2	32,280	0	1	35.9	0	0	0
Turkey Total:				588	3,753,355	42	254,634	172	756,188	0	3,512	2,314.4	1,407	124	192

* US Locations that do not meet criteria of at least ten (10) Acres AND at least \$10M PRV. US Territories and Non-US Locations that do not meet criteria of at least ten (10) Acres OR at least \$10M PRV.

DEPARTMENT OF DEFENSE
Base Structure Report - As of 30 Sept 2009

SITE	BRAC 2005	COMPONENT	NAME NEAREST CITY	BUILDINGS						ACRES OWNED	TOTAL ACRES	PRV (\$M)	MIL	CIV	OTHER
				OWNED		LEASED		OTHER							
				COUNT	SQFT	COUNT	SQFT	COUNT	SQFT						
United Arab Emirates															
* OTHER SITE(S) : 2				0	0	9	124,987	0	0	0	25	37.2	250	0	0
United Arab Emirates Total:				0	0	9	124,987	0	0	0	25	37.2	250	0	0
United Kingdom															
Beck Row FH		AF Active	Mildenhall	0	0	112	144,751	0	0	0	10	21.9	0	0	0
Blenheim Crescent		AF Active	Ickenham	0	0	0	0	5	47,858	0	0	14.1	0	0	0
Eriswell FH Annex		AF Active	Lakenheath	0	0	144	723,183	0	0	0	62	111.0	0	0	0
Lynn Wood FH		AF Active	Thetford	0	0	98	205,804	0	0	0	22	33.1	0	0	0
RAF Alconbury		AF Active	Cambridge	182	1,094,309	0	0	12	162,269	0	203	358.2	187	52	0
RAF Barford St John Transmitter Annex		AF Active	Barford St John	2	30,501	0	0	1	2,100	0	0	23.3	0	0	0
RAF Bicester		AF Active	Bicester	255	224,320	0	0	80	97,754	0	0	55.3	0	0	0
RAF Chelveston FH Annex		AF Active	Cambridge	22	79,272	0	0	0	0	0	17	15.7	0	0	0
RAF Croughton		AF Active	Croughton	125	664,538	0	0	19	159,898	0	0	295.1	268	34	0
RAF Ely Family Housing Annex		AF Active	Ely	0	0	0	0	64	149,482	0	5	41.1	0	0	0
RAF Fairford		AF Active	Fairford	86	419,332	0	0	115	699,244	0	1,170	601.0	195	23	0
RAF Feltwell		AF Active	Feltwell	17	249,621	0	0	177	927,970	0	332	292.0	45	2	0
RAF Lakenheath		AF Active	Lakenheath	312	2,552,684	0	0	551	2,093,133	0	2,007	2,216.0	4,600	236	0
RAF Menwith Hill		AF Active	Harrogate	0	0	0	0	160	1,081,398	0	545	333.6	227	56	18
RAF Menwith Hill 2 - Harrogate		AF Active	Harrogate	0	0	2	1,430	77	86,464	0	0	13.1	0	0	0
RAF Mildenhall		AF Active	Mildenhall	307	1,775,670	0	0	162	1,352,048	0	1,163	1,295.9	3,007	182	0
RAF Mildenhall Ammo Storage Annex		AF Active	Mildenhall	19	19,701	0	0	0	0	0	37	9.2	0	0	0
RAF Molesworth		AF Active	Cambridge	33	182,076	0	0	28	333,219	0	659	194.5	285	2	0
RAF Molesworth FH Annex		AF Active	Cambridge	20	53,934	0	0	0	0	0	5	10.8	0	0	0
RAF Molesworth Storage Annex #12		AF Active	Cambridge	2	30,988	0	0	0	0	0	37	10.3	0	0	0
RAF Shepherds Grove FH Annex		AF Active	Bury St Edmunds	34	64,338	0	0	1	7,718	0	18	17.0	0	0	0
RAF Upwood		AF Active	Cambridge	2	835	0	0	2	53,479	0	5	28.5	43	1	0
RAF Welford Ammo Storage Area		AF Active	Welford	77	231,487	0	0	208	532,408	0	806	289.4	0	0	0
* OTHER SITE(S) : 20				6	10,558	91	81,577	86	151,531	0	28	55.1	22	106	90
United Kingdom Total:				1,501	7,684,164	447	1,156,745	1,748	7,937,973	0	7,131	6,335.2	8,879	694	108
Overseas Total:				30,163	143,152,554	4,686	22,507,395	17,042	195,649,484	244,949	623,525	132,890.7	150,411	20,801	80,580

* US Locations that do not meet criteria of at least ten (10) Acres AND at least \$10M PRV. US Territories and Non-US Locations that do not meet criteria of at least ten (10) Acres OR at least \$10M PRV.

DEPARTMENT OF DEFENSE
Base Structure Report - As of 30 Sept 2009

SITE	BRAC 2005	COMPONENT	NAME NEAREST CITY	BUILDINGS						ACRES OWNED	TOTAL ACRES	PRV (\$M)	MIL	CIV	OTHER
				OWNED		LEASED		OTHER							
				COUNT	SQFT	COUNT	SQFT	COUNT	SQFT						
Worldwide Totals:				202,178	1,663,355,575	9,088	60,555,459	89,392	446,614,994	19,759,891	28,372,754	816,416.1	1,778,599	494,228	376,568

* US Locations that do not meet criteria of at least ten (10) Acres AND at least \$10M PRV. US Territories and Non-US Locations that do not meet criteria of at least ten (10) Acres OR at least \$10M PRV.

DEPARTMENT OF DEFENSE

Base Structure Report - As of 30 Sept 2009

IX. INDIVIDUAL SERVICE INVENTORIES

THIS PAGE INTENTIONALLY LEFT BLANK

DEPARTMENT OF DEFENSE - Army
Base Structure Report - As of 30 Sept 2009

SITE	BRAC 2005	COMPONENT	NAME NEAREST CITY	BUILDINGS						ACRES OWNED	TOTAL ACRES	PRV (\$M)	MIL	CIV	OTHER
				OWNED		LEASED		OTHER							
				COUNT	SQFT	COUNT	SQFT	COUNT	SQFT						
Alabama															
10C Stagefield		Army Active	Fort Rucker	5	2,933	0	0	0	0	180	180	15.4	0	0	0
310th Chem USARC	C	Army Reserve	Anniston	3	74,932	0	0	0	0	19	19	13.4	56	14	2
Allen Stagefield		Army Active	Newton	5	3,599	0	0	1	44	124	124	14.0	0	0	0
Anniston Army Depot	R	Army Active	Anniston	1,778	9,312,805	0	0	0	0	15,320	15,320	2,066.9	11	4,848	2,026
Bill Nichols USARC/ECS #158		Army Reserve	Anniston	2	61,185	0	0	0	0	17	17	14.5	309	10	0
Brown (4B) Stagefield		Army Active	New Brockton	5	3,253	0	0	0	0	176	176	15.5	0	0	0
Cairns Basefield		Army Active	Daleville	60	529,453	0	0	4	1,107	1,326	1,326	213.0	0	0	0
Fort Benning AL		Army Active	Fort Mitchell	63	55,655	0	0	4	425	12,138	12,138	41.7	0	0	0
Fort McClellan		Army Active	Moody	7	90,031	0	0	0	0	491	491	17.1	0	0	0
Fort McClellan ARNG Training Center		Army Guard	Anniston	235	897,496	0	0	0	0	22,641	22,641	218.3	793	120	59
Fort Rucker	R	Army Active	Fort Rucker	684	4,906,294	5	14,820	821	2,280,108	57,776	59,382	1,708.9	5,307	1,943	5,803
Goldberg Stagefield		Army Active	Ozark	5	6,076	0	0	0	0	99	101	12.9	0	0	0
Highbluff Stagefield		Army Active	Hartford	5	3,847	0	0	1	44	190	191	14.0	0	0	0
Horace B Hanson USARC		Army Reserve	Birmingham	3	99,804	0	0	0	0	14	14	20.0	656	24	12
Hunt Stagefield		Army Active	Ozark	5	4,203	0	0	0	0	153	153	13.4	0	0	0
Redstone Arsenal	R	Army Active	Huntsville	1,331	11,382,820	1	13,847	390	889,279	31,229	38,228	3,971.8	1,902	9,069	23,589
Runkle Stagefield		Army Active	Elba	5	4,718	0	0	3	338	235	235	11.0	0	0	0
Shell Basefield		Army Active	Enterprise	15	71,694	0	0	0	0	296	296	48.3	0	0	0
Skelly Stagefield		Army Active	Kinston	4	6,209	0	0	0	0	193	193	15.7	0	0	0
Stinson (5AB) Stagefield		Army Active	New Brockton	5	3,433	0	0	0	0	191	191	15.2	0	0	0
Toth Stagefield		Army Active	Dothan	4	3,177	0	0	1	220	125	128	18.0	0	0	0
* OTHER SITE(S) : 41				55	472,505	5	38,685	3	206	459	180,551	124.1	3,156	119	19
Alabama Total:				4,284	27,996,122	11	67,352	1,228	3,171,771	143,390	332,095	8,603.1	12,190	16,147	31,510
Alaska															
Black Rapids Training Area		Army Active	Delta Junction	4	39,252	0	0	0	0	2,782	2,785	20.8	0	0	0
Donnelly Training Area		Army Active	Delta Junction	37	100,321	0	0	0	0	631,693	631,693	206.2	0	0	0
Fairbanks Eielson Pipeline		Army Active	Fort Wainwright	3	4,149	0	0	0	0	59	1,763	22.4	0	0	0
Fort Greely	R	Army Active	Delta Junction	118	1,131,251	0	0	2	9,970	7,200	7,200	1,684.5	213	107	1,159
Fort Richardson	R	Army Active	Fort Richardson	760	8,254,518	0	0	35	295,554	60,739	60,739	3,689.3	6,571	618	1,429
Fort Wainwright	R	Army Active	Fort Wainwright	358	6,287,262	56	337,680	20	350,611	656,212	656,241	4,488.2	6,408	928	2,248
Gerstle River Arctic Test Site		Army Active	Delta Junction	0	0	0	0	0	0	1,650	20,750	12.4	0	0	0
Haines Terminal		Army Active	Fort Richardson	0	0	0	0	0	0	200	200	16.8	0	0	0
Nike Alaska Mike		Army Active	Fairbanks	1	25,478	0	0	0	0	30	786	12.7	0	0	0
Seward Recreation Area		Army Active	Seward	22	54,975	0	0	0	0	0	23	13.7	0	0	0
Whittier Anchorage Pipeline		Army Active	Fort Richardson	2	4,639	0	0	0	0	0	437	102.1	0	0	0
Yukon Command TS		Army Active	Fairbanks	7	14,849	0	0	0	0	287,388	287,418	157.5	0	0	0
* OTHER SITE(S) : 79				96	156,888	3	4,413	3	2,596	2,867	9,672	129.2	0	0	0

* US Locations that do not meet criteria of at least ten (10) Acres AND at least \$10M PRV. US Territories and Non-US Locations that do not meet criteria of at least ten (10) Acres OR at least \$10M PRV.

DEPARTMENT OF DEFENSE - Army
Base Structure Report - As of 30 Sept 2009

SITE	BRAC 2005	COMPONENT	NAME NEAREST CITY	BUILDINGS						ACRES OWNED	TOTAL ACRES	PRV (\$M)	MIL	CIV	OTHER
				OWNED		LEASED		OTHER							
				COUNT	SQFT	COUNT	SQFT	COUNT	SQFT						
Alaska Total:				1,408	16,073,582	59	342,093	60	658,731	1,650,819	1,679,706	10,555.7	13,192	1,653	4,836
American Samoa															
Te O USARC		Army Reserve	Pago Pago	5	24,754	1	3,600	0	0	18	110	8.0	418	3	17
American Samoa Total:				5	24,754	1	3,600	0	0	18	110	8.0	418	3	17
Arizona															
Barnes Hall USARC		Army Reserve	Phoenix	5	63,256	0	0	0	0	12	12	17.4	492	28	4
Camp Navajo		Army Guard	Belmont	893	3,010,219	0	0	0	0	28,345	28,345	1,040.9	0	0	0
Fort Huachuca	R	Army Active	Fort Huachuca	579	5,418,022	0	0	16	246,588	58,142	73,400	2,213.5	7,180	2,603	7,248
Herrea Hall USARC		Army Reserve	Mesa	4	91,663	0	0	0	0	13	13	24.0	787	25	3
NG Florence Military Reservation		Army Guard	Florence	12	17,528	0	0	0	0	6,495	6,495	19.9	9	14	16
NG Papago Military Reservation		Army Guard	Phoenix	54	528,508	0	0	0	0	418	418	153.5	1,164	381	311
Yuma Proving Ground		Army Active	Yuma	426	1,750,651	0	0	2	8,644	1,001,023	1,008,913	1,318.8	177	696	2,078
* OTHER SITE(S) : 12				11	53,057	2	36,560	4	21,750	3,804	51,085	33.2	1,366	32	1
Arizona Total:				1,984	10,932,904	2	36,560	22	276,982	1,098,252	1,168,680	4,821.2	11,175	3,779	9,661
Arkansas															
63rd RRC - ECS 15	C	Army Reserve	Fort Smith	5	109,401	4	82,278	0	0	39	39	41.9	0	0	0
Fort Chaffee MTC		Army Guard	Fort Smith	434	1,764,307	0	0	0	0	64,993	65,323	573.9	513	90	154
Maurice Britt USARC	R	Army Reserve	North Little Rock	12	226,384	0	0	0	0	43	43	49.1	987	23	37
Pine Bluff Arsenal	R	Army Active	White Hall	920	3,631,328	0	0	0	0	13,494	13,495	1,331.3	6	1,217	1,041
* OTHER SITE(S) : 15				39	258,581	0	0	0	0	74	103	58.1	1,347	100	7
Arkansas Total:				1,410	5,990,000	4	82,278	0	0	78,643	79,003	2,054.2	2,853	1,430	1,239
California															
BT Collins USARC/OMS/AMSA (G)		Army Reserve	Sacramento	10	191,585	0	0	0	0	38	38	56.9	920	41	24
Defense Distribution Region West Sharpe Site		Army Active	French Camp	79	4,115,683	0	0	1	12,092	724	724	809.9	127	1	42
Defense Distribution Region West Tracy		Army Active	Tracy	58	5,414,722	1	4,850	0	0	908	908	1,072.9	4	19	1
El Monte USARC		Army Reserve	South El Monte	4	38,348	0	0	0	0	0	11	11.6	440	14	1
Fort Hunter Liggett	R	Army Reserve	Jolon	290	1,080,001	0	0	1	4,386	164,261	164,261	695.5	143	192	479
Fort Ord		Army Active	Seaside	0	0	0	0	0	0	14,159	14,159	133.4	0	0	0
Garden Grove USARC		Army Reserve	Stanton	4	39,771	0	0	0	0	14	14	11.1	83	1	0
Heroic War Dead of Oakland USARC		Army Reserve	Oakland	0	0	9	84,183	0	0	0	16	27.2	287	7	0
Holderman Hall USARC		Army Reserve	Los Angeles	3	84,052	0	0	0	0	10	10	23.1	313	23	0
March USARC		Army Reserve	Riverside	10	79,589	0	0	0	0	74	74	20.3	531	28	1
Mare Island USARC/OMS/Marine AMSA		Army Reserve	Vallejo	6	151,221	0	0	0	0	34	34	72.4	730	31	1

* US Locations that do not meet criteria of at least ten (10) Acres AND at least \$10M PRV. US Territories and Non-US Locations that do not meet criteria of at least ten (10) Acres OR at least \$10M PRV.

DEPARTMENT OF DEFENSE - Army
Base Structure Report - As of 30 Sept 2009

SITE	BRAC 2005	COMPONENT	NAME NEAREST CITY	BUILDINGS						ACRES OWNED	TOTAL ACRES	PRV (\$M)	MIL	CIV	OTHER
				OWNED		LEASED		OTHER							
				COUNT	SQFT	COUNT	SQFT	COUNT	SQFT						
Military Ocean Terminal Concord		Army Active	Concord	128	351,929	0	0	0	0	6,100	6,100	323.2	4	36	3
Moffett Community Housing		Army Reserve	Mountain View	6	63,356	0	0	123	661,892	140	140	116.9	5	29	37
MTC-H Camp Roberts		Army Guard	San Miguel	736	2,907,981	0	0	0	0	42,814	42,814	984.7	311	174	276
NG Hammer Field		Army Guard	Fresno	4	96,727	0	0	0	0	15	15	27.2	430	41	8
NG Sacramento Mather		Army Guard	Mather AFB	8	92,228	0	0	1	5,200	30	30	47.0	142	51	0
NG TS AFRC Los Alamitos		Army Guard	Los Alamitos	193	1,470,460	0	0	0	0	2,714	2,714	572.8	2,630	165	465
NTC and Fort Irwin		Army Active	Fort Irwin	601	4,102,471	1	1	953	3,856,965	636,181	636,320	2,704.7	4,954	741	5,243
Ord Military Community		Army Active	Seaside	53	590,524	0	0	898	2,162,002	873	873	640.3	0	0	0
Parks Reserve Forces Training Area	R	Army Reserve	Dublin	102	1,020,871	0	0	122	280,290	2,468	2,468	365.2	1,029	117	586
Patton Hall USARC		Army Reserve	Bell	4	154,235	0	0	0	0	21	21	41.5	774	23	5
Presidio Of Monterey		Army Active	Monterey	140	1,818,231	2	55,809	76	193,285	392	392	693.1	4,422	1,875	2,186
Riverbank AAP	C	Army Active	Riverbank	121	754,975	0	0	0	0	172	172	292.9	0	4	242
Sacramento Army Depot		Army Active	Sacramento	5	9,470	0	0	0	0	48	48	16.4	0	0	0
SAT COM		Army Active	San Miguel	16	46,297	2	16,500	0	0	23	23	23.7	57	0	80
Sierra Army Depot	R	Army Active	Herlong Sierra Ord-D	1,022	5,181,179	0	0	0	0	36,096	36,096	1,866.1	1	886	584
Silas B. Hays		Army Active	Seaside	1	369,662	0	0	0	0	24	24	109.9	0	0	0
Tustin USARC		Army Reserve	Irvine	2	42,213	0	0	0	0	15	15	12.3	610	12	30
USMCB Camp Pendleton		Army Reserve	Camp Pendleton	4	32,882	0	0	0	0	11	11	10.2	252	6	5
* OTHER SITE(S) : 48				84	919,585	17	482,504	9	155,219	195	229	481.9	6,306	396	194
California Total:				3,694	31,220,248	32	643,847	2,184	7,331,331	908,555	908,754	12,264.4	25,505	4,913	10,493
Colorado															
Fort Carson	R	Army Active	Colorado Spgs	757	10,866,459	1	315	1,774	4,400,107	134,633	137,790	4,544.6	22,813	1,814	3,884
Joe P Martinez USARC/AMSA #100		Army Reserve	Denver	3	82,127	0	0	0	0	20	20	20.6	359	12	4
NG Firestone		Army Guard	Longmont	4	81,510	0	0	0	0	11	11	20.8	132	37	0
Pinon Canyon		Army Active	Model	23	68,675	0	0	0	0	235,896	235,896	77.5	0	6	21
Pueblo Chemical Depot		Army Active	Pueblo	1,120	5,481,429	0	0	0	0	23,122	23,122	1,557.1	2	322	595
Rocky Mountain Arsenal		Army Active	Commerce City	26	355,724	0	0	0	0	3,781	3,911	178.9	0	0	345
William T. Fitzsimons USARC		Army Reserve	Aurora	4	135,173	0	0	0	0	21	21	35.6	760	13	0
* OTHER SITE(S) : 8				6	82,885	3	46,655	0	0	13	42	30.1	493	27	0
Colorado Total:				1,943	17,153,982	4	46,970	1,774	4,400,107	397,497	400,814	6,465.2	24,559	2,231	4,849
Connecticut															
Berry-Rosenblatt AFRC		Army Reserve	West Hartford	2	163,763	0	0	0	0	12	12	43.2	714	9	0
BG John W Middleton USARC		Army Reserve	East Windsor	5	66,120	0	0	0	0	23	25	19.5	190	11	0
NG AASF Windsor Locks		Army Guard	Windsor Locks	14	153,534	0	0	0	0	32	32	54.5	175	45	1
Stratford Army Engine Plant		Army Active	Stratford	42	1,618,526	0	0	0	0	124	124	401.9	0	0	0
* OTHER SITE(S) : 19				13	228,215	12	49,865	2	4,440	51	62	68.2	598	39	0
Connecticut Total:				76	2,230,158	12	49,865	2	4,440	242	254	587.2	1,677	104	1

* US Locations that do not meet criteria of at least ten (10) Acres AND at least \$10M PRV. US Territories and Non-US Locations that do not meet criteria of at least ten (10) Acres OR at least \$10M PRV.

DEPARTMENT OF DEFENSE - Army
Base Structure Report - As of 30 Sept 2009

SITE	BRAC 2005	COMPONENT	NAME NEAREST CITY	BUILDINGS						ACRES OWNED	TOTAL ACRES	PRV (\$M)	MIL	CIV	OTHER
				OWNED		LEASED		OTHER							
				COUNT	SQFT	COUNT	SQFT	COUNT	SQFT						
Delaware															
NG River Road Training Site		Army Guard	New Castle	39	160,804	0	0	1	1	227	227	33.8	90	52	14
* OTHER SITE(S) : 3				15	90,823	0	0	0	0	19	19	23.4	626	12	0
Delaware Total:				54	251,627	0	0	1	1	246	246	57.2	716	64	14
District of Columbia															
Fort Lesley J McNair		Army Active	Washington, DC	61	1,500,749	0	0	0	0	107	107	418.2	857	525	185
Walter Reed AMC Main Post	C	Army Active	Washington, DC	47	4,539,725	1	5,040	9	43,488	113	113	1,403.5	2,611	2,781	2,510
* OTHER SITE(S) : 1				3	6,405	0	0	0	0	16	16	1.8	0	0	0
District of Columbia Total:				111	6,046,879	1	5,040	9	43,488	236	236	1,823.4	3,468	3,306	2,695
Florida															
C. Lovejoy USARC/AMSA #53(G)		Army Reserve	Tampa	4	49,520	0	0	0	0	14	14	11.9	572	27	2
Destin Moreno Point		Army Active	Destin	22	59,052	0	0	0	0	14	14	13.5	0	0	0
LTC Luis E. Martinez USARC		Army Reserve	Miami-Dade	2	82,720	0	0	0	0	28	28	19.5	889	22	2
Orlando ASF 49		Army Reserve	Orlando	3	28,813	0	0	0	0	34	34	17.2	0	0	0
Pinellas Park AFRC		Army Reserve	Pinellas Park	5	236,677	0	0	0	0	58	58	54.9	830	27	27
Sp Forces Site Key West		Army Active	Key West	10	75,906	0	0	0	0	24	24	28.5	0	0	0
St Pete/Clearwater ASF		Army Reserve	Clearwater	3	37,693	0	0	0	0	28	30	10.7	183	29	11
Taft USARC		Army Reserve	Orlando	5	168,876	0	0	0	0	40	40	34.5	1,039	38	13
US Army Garrison-Miami		Army Active	Miami	0	0	0	0	7	227,485	0	34	46.1	119	344	559
* OTHER SITE(S) : 37				62	654,365	6	63,847	0	0	427	474	162.8	4,466	168	11
Florida Total:				116	1,393,622	6	63,847	7	227,485	668	751	399.8	8,098	655	625
Georgia															
Athens USARC		Army Reserve	Athens	4	52,096	0	0	0	0	13	13	10.3	175	3	0
Camp Frank D. Merrill, Dahlenega		Army Active	Dahlenega	49	140,189	0	0	0	0	0	289	34.3	251	5	32
Decatur USARC		Army Reserve	Decatur	1	85,680	0	0	0	0	11	11	17.4	1,312	21	1
Dobbins USARC/ASF		Army Reserve	Marietta	5	42,727	0	0	0	0	24	24	11.5	94	7	9
Fort Benning GA	R	Army Active	Fort Benning	1,209	14,390,259	0	0	2,045	6,284,536	178,193	178,199	6,085.7	31,267	2,691	7,319
Fort Gillem	C	Army Active	Forest Park	152	5,775,397	0	0	5	9,275	1,531	1,531	1,005.5	2,941	530	1,511
Fort Gordon		Army Active	Augusta	561	7,780,893	0	0	459	1,445,488	55,597	55,597	2,531.5	14,360	2,235	5,170
Fort Gordon Recreation Area		Army Active	Augusta	24	47,547	0	0	0	0	0	909	13.5	0	0	0
Fort McPherson	C	Army Active	Atlanta	218	2,207,304	0	0	3	4,697	487	487	499.4	2,093	1,940	2,405
Fort Stewart		Army Active	Fort Stewart	1,272	8,257,329	0	0	1,026	5,123,720	279,270	279,271	3,794.1	17,024	1,764	3,754
Hunter Army Airfield		Army Active	Savannah	310	3,428,739	0	0	353	1,154,745	5,372	5,654	1,351.7	5,939	415	1,526
NG Dobbins ARB		Army Guard	Marietta	9	118,937	0	0	0	0	22	22	29.6	285	99	84
VTS Catoosa		Army Guard	Tunnel Hill	36	77,326	0	0	0	0	1,627	1,627	28.2	11	3	8

* US Locations that do not meet criteria of at least ten (10) Acres AND at least \$10M PRV. US Territories and Non-US Locations that do not meet criteria of at least ten (10) Acres OR at least \$10M PRV.

DEPARTMENT OF DEFENSE - Army
Base Structure Report - As of 30 Sept 2009

SITE	BRAC 2005	COMPONENT	NAME NEAREST CITY	BUILDINGS						ACRES OWNED	TOTAL ACRES	PRV (\$M)	MIL	CIV	OTHER
				OWNED		LEASED		OTHER							
				COUNT	SQFT	COUNT	SQFT	COUNT	SQFT						
* OTHER SITE(S) : 20				57	361,472	3	75,870	41	76,560	443	456	107.6	3,479	125	61
Georgia Total:				3,907	42,765,894	3	75,870	3,932	14,099,021	522,590	524,089	15,520.3	79,231	9,838	21,880
Guam															
Guam US Army Reserve Center		Army Reserve	Agana	6	59,936	0	0	0	0	20	20	39.2	468	8	0
NG Fort Juan Muna		Army Guard	Barrigada	38	93,707	0	0	0	0	15	15	48.4	358	0	37
NG Guam Barrigada Complex		Army Guard	Barrigada	4	111,244	0	0	0	0	51	51	71.7	788	0	26
Guam Total:				48	264,887	0	0	0	0	86	86	159.4	1,614	8	63
Hawaii															
Aliamanu Military Reservation		Army Active	Honolulu	101	285,433	0	0	763	3,148,796	660	667	1,145.6	0	0	78
Dillingham Mil Res		Army Active	Waiialua	5	4,176	0	0	0	0	664	664	34.6	0	0	40
Fort De Russy		Army Active	Honolulu	9	784,483	0	0	0	0	73	73	251.5	0	0	865
Fort Shafter		Army Active	Honolulu	133	1,617,560	0	0	223	861,601	589	590	1,165.3	4,163	1,014	1,293
Helemano Military Reservation		Army Active	Wahiawa	22	235,348	0	0	216	1,556,062	282	293	708.9	587	0	54
Kahuku Training Area		Army Active	Kahuku	14	23,754	0	0	0	0	8,330	9,480	29.0	0	0	0
Kawaihae Mil Reserve		Army Active	Waimea	1	938	0	0	0	0	10	11	11.6	0	0	0
Kilauea Mil Reserve		Army Active	Hawaii Natl Park	90	153,931	0	0	3	223	13	72	117.1	0	0	52
Kipapa Ammo Storage Site		Army Active	Pukalani	70	179,462	0	0	0	0	401	401	114.7	0	0	0
Makua Mil Reserve		Army Active	Waianae	4	4,873	0	0	0	0	3,406	4,195	28.0	0	0	0
NG Kalaeloa		Army Guard	Kapolei	29	565,845	0	0	0	0	148	160	328.9	1,278	123	239
NG Regional Training Institute		Army Guard	Waimanalo	7	75,951	0	0	0	0	48	48	47.3	81	4	6
NG TS Waiawa Gulch		Army Guard	Pearl City	10	123,483	0	0	1	15,618	19	19	42.1	15	17	2
Pohakuloa Training Area		Army Active	Hilo	171	295,899	0	0	5	567	108,829	131,805	433.9	11	61	94
Pupukea Paalaa Uka Mil Road		Army Active	Haleiwa	0	0	0	0	0	0	109	109	18.5	0	0	0
Schofield Barracks Military Reservation		Army Active	Wahiawa	475	6,745,704	0	0	1,530	6,264,067	15,601	15,610	6,370.6	12,969	1,453	2,804
Signal Cable Trunking System		Army Active	Wahiawa	42	8,971	0	0	0	0	201	201	128.3	0	0	0
Tripler AMC		Army Active	Honolulu	39	1,877,196	0	0	88	341,926	367	367	1,959.2	1,578	1,469	1,466
USA Field Station Kunia		Army Active	Kunia	9	272,040	0	0	0	0	89	95	197.4	433	9	148
Waianae-Kai Military Reservation		Army Active	Waianae	46	47,458	1	637	0	0	0	14	25.8	0	0	30
Wheeler Army Airfield		Army Active	Wahiawa	164	1,264,897	0	0	339	1,093,179	1,370	1,370	1,453.6	2,638	246	736
* OTHER SITE(S) : 6				16	103,858	0	0	0	0	39	23,050	57.7	190	9	2
Hawaii Total:				1,457	14,671,260	1	637	3,168	13,282,039	141,249	189,294	14,669.6	23,943	4,405	7,909
Idaho															
NG Edgemoade TS Mountain Home		Army Guard	Mountain Home	11	60,986	0	0	0	0	151	151	15.5	92	0	0
* OTHER SITE(S) : 12				24	183,189	0	0	1	2,880	1,112	1,803	46.2	884	24	6
Idaho Total:				35	244,175	0	0	1	2,880	1,263	1,954	61.7	976	24	6

* US Locations that do not meet criteria of at least ten (10) Acres AND at least \$10M PRV. US Territories and Non-US Locations that do not meet criteria of at least ten (10) Acres OR at least \$10M PRV.

DEPARTMENT OF DEFENSE - Army
Base Structure Report - As of 30 Sept 2009

SITE	BRAC 2005	COMPONENT	NAME NEAREST CITY	BUILDINGS						ACRES OWNED	TOTAL ACRES	PRV (\$M)	MIL	CIV	OTHER
				OWNED		LEASED		OTHER							
				COUNT	SQFT	COUNT	SQFT	COUNT	SQFT						
Illinois															
Charles Melvin Price Spt Ctr		Army Active	Alden	9	349,219	0	0	3	3,641	136	136	81.8	0	0	0
Col P. Schulstad USARC		Army Reserve	Arlington Hts	8	231,959	0	0	0	0	48	48	72.8	692	30	154
Granite City USARC		Army Reserve	Granite City	21	192,390	0	0	0	0	42	42	49.8	0	0	0
Joliet AAP Elwood		Army Active	Wilmington	206	759,003	0	0	0	0	657	657	287.1	0	0	0
Joliet AAP Kankakee		Army Active	Wilmington	19	50,573	0	0	0	0	1,068	1,068	17.7	0	0	0
NG N Riverside (NG Maint Center)		Army Guard	Riverside	19	204,749	0	0	0	0	21	21	40.6	0	112	0
NG Peoria AASF #3		Army Guard	Peoria	18	135,503	0	0	1	1	46	46	48.7	250	54	0
North Shore Memorial USARC		Army Reserve	Highland Park	3	46,136	0	0	0	0	13	13	15.2	251	11	0
Parkhurst USARC/OMS/DS		Army Reserve	Darien	2	87,595	0	0	0	0	13	13	25.7	302	55	0
Philip H. Sheridan Reserve Center		Army Reserve	Ft Sheridan	31	435,375	0	0	0	0	90	90	125.3	1,566	70	58
Rock Island Arsenal	R	Army Active	Rock Island	178	6,607,839	47	86,878	0	0	870	870	1,532.9	485	4,917	2,738
Savanna Depot Act		Army Active	Savanna	722	2,873,100	0	0	0	0	8,207	8,207	956.3	0	0	0
USAR Joliet Outdoor Training (Elwood)		Army Reserve	Elwood	16	38,189	0	0	0	0	3,585	3,585	19.8	0	0	0
* OTHER SITE(S) : 28				63	614,957	8	201,361	3	56,018	129	130	241.0	3,087	76	3
Illinois Total:				1,315	12,626,587	55	288,239	7	59,660	14,927	14,928	3,514.8	6,633	5,325	2,953
Indiana															
(Lyle J. Thompson) USARC		Army Reserve	South Bend	3	57,885	0	0	0	0	0	12	14.5	122	24	0
Camp Atterbury		Army Guard	Avon	395	1,413,261	0	0	7	18,144	33,139	33,139	506.8	1,420	98	801
Fort Ben Harrison USARC		Army Reserve	Indianapolis	18	233,287	0	0	0	0	138	138	60.9	359	28	12
Fort Benjamin Harrison		Army Active	Indianapolis	0	0	0	0	0	0	281	281	46.9	0	0	0
Indiana AAP		Army Active	Charlestown	920	3,035,177	0	0	0	0	4,717	4,717	1,016.7	0	0	0
Newport Chem Depot	C	Army Active	Newport	224	911,363	0	0	0	0	7,750	9,150	310.3	2	31	708
Sgt James W. Harlan USARC/AMSA #132		Army Reserve	Evansville	2	49,521	0	0	0	0	5	10	12.8	222	16	0
* OTHER SITE(S) : 23				29	454,587	7	64,520	48	495,580	988	1,008	260.5	2,167	56	0
Indiana Total:				1,591	6,155,080	7	64,520	55	513,724	47,019	48,455	2,229.6	4,292	253	1,521
Iowa															
Camp Dodge Johnston TS	R	Army Guard	Johnston	34	882,130	1	25,540	243	1,170,048	28,847	28,847	590.6	2,040	451	438
Des Moines Reserve Complex		Army Reserve	Des Moines	8	162,152	0	0	0	0	40	40	34.9	955	28	48
Iowa AAP	R	Army Active	Middletown	968	4,184,221	0	0	1	1,500	20,275	20,275	1,493.0	1	23	633
* OTHER SITE(S) : 27				39	407,010	4	42,800	1	18,000	149	240	115.7	1,691	76	0
Iowa Total:				1,049	5,635,513	5	68,340	245	1,189,548	49,311	49,402	2,234.2	4,687	578	1,119
Kansas															
Atchison Caves		Army Reserve	Atchison	6	2,599,610	0	0	0	0	125	125	331.0	0	0	0

* US Locations that do not meet criteria of at least ten (10) Acres AND at least \$10M PRV. US Territories and Non-US Locations that do not meet criteria of at least ten (10) Acres OR at least \$10M PRV.

DEPARTMENT OF DEFENSE - Army
Base Structure Report - As of 30 Sept 2009

SITE	BRAC 2005	COMPONENT	NAME NEAREST CITY	BUILDINGS						ACRES OWNED	TOTAL ACRES	PRV (\$M)	MIL	CIV	OTHER
				OWNED		LEASED		OTHER							
				COUNT	SQFT	COUNT	SQFT	COUNT	SQFT						
Fort Leavenworth	R	Army Active	Fort Leavenworth	279	4,074,757	0	0	602	4,169,240	5,637	5,637	2,085.6	4,389	1,808	2,572
Fort Riley	R	Army Active	Fort Riley	852	10,709,713	2	22,672	1,218	6,630,180	97,166	100,760	4,739.5	18,079	2,056	5,266
Kansas AAP	C	Army Active	Parsons	510	2,204,282	0	0	0	0	13,835	13,835	755.5	0	0	88
Leavenworth USARC		Army Reserve	Leavenworth	2	47,520	0	0	0	0	17	17	46.2	0	0	0
New Century USARC/ASF # 37		Army Reserve	Gardner	3	84,786	0	0	0	0	16	18	23.6	0	64	0
NG Topeka Forbes Field		Army Guard	Topeka	7	231,374	0	0	0	0	30	30	56.5	566	42	6
Topeka Future		Army Reserve	Topeka	2	47,527	0	0	0	0	12	12	81.9	250	27	0
Wichita USARC	R	Army Reserve	Wichita	3	155,043	0	0	0	0	18	18	33.7	912	49	0
* OTHER SITE(S) : 25				30	274,697	8	76,670	1	18,647	9,301	25,222	95.2	1,775	48	26
Kansas Total:				1,694	20,429,309	10	99,342	1,821	10,818,067	126,158	145,673	8,248.7	25,971	4,094	7,958
Kentucky															
Blue Grass Army Depot	R	Army Active	Richmond	1,124	4,043,657	0	0	2	10,000	14,594	14,594	1,260.7	50	693	356
Brooks-Lawler USARC/AMSA #71		Army Reserve	Fort Thomas	7	64,755	0	0	0	0	15	15	14.7	437	25	0
Fort Campbell KY	R	Army Active	Fort Campbell	540	8,405,584	0	0	1,174	4,949,882	38,508	38,508	3,500.8	30,262	2,013	6,135
Fort Knox	R	Army Active	Fort Knox	1,010	11,578,587	0	0	1,374	5,583,929	109,207	109,207	5,251.8	16,958	3,411	5,823
Lexington AFRC		Army Reserve	Lexington	5	50,943	0	0	0	0	10	10	11.3	466	12	1
Louisville Kentucky	C	Army Reserve	Louisville	6	129,377	1	26,560	0	0	23	23	37.6	502	7	8
NG LTA Artemus		Army Guard	Artemus	21	37,540	0	0	0	0	558	558	12.5	0	0	0
* OTHER SITE(S) : 19				17	128,324	15	103,823	2	20,101	806	814	59.1	805	6	1
Kentucky Total:				2,730	24,438,767	16	130,383	2,552	10,563,912	163,721	163,730	10,148.6	49,480	6,167	12,324
Louisiana															
England Authority		Army Active	Alexandria	2	59,274	23	140,960	0	0	0	252	73.8	0	0	0
Fort Polk		Army Active	Fort Polk	1,044	7,573,576	2	1,350,448	1,179	7,064,314	100,110	198,721	3,742.2	9,305	1,476	4,302
* OTHER SITE(S) : 17				46	320,394	2	54,936	0	0	54	93	115.9	1,899	65	2
Louisiana Total:				1,092	7,953,243	27	1,546,344	1,179	7,064,314	100,164	199,066	3,932.0	11,204	1,541	4,304
Maine															
NG Auburn TS		Army Guard	Auburn	20	101,953	0	0	1	4,800	154	170	17.4	0	61	0
NG Bangor AFRC		Army Guard	Bangor	4	85,624	0	0	0	0	160	162	23.5	260	0	0
* OTHER SITE(S) : 6				7	76,059	0	0	0	0	1,070	1,086	19.6	359	4	0
Maine Total:				31	263,635	0	0	1	4,800	1,384	1,419	60.5	619	65	0
Maryland															
1Sgt Adam S Brandt USARC		Army Reserve	Curtis Bay	3	52,684	0	0	0	0	27	27	14.7	459	33	0
Aberdeen Proving Ground	R	Army Active	Aberdeen Prov Grnd	1,871	14,088,627	0	0	16	113,914	72,406	72,406	4,022.3	5,422	7,069	5,740
Blossom Point Research Facility		Army Active	Welcome	25	25,517	0	0	0	0	1,600	1,600	24.8	0	1	53
Fort Detrick	R	Army Active	Frederick	195	2,199,849	0	0	311	630,647	1,153	1,153	1,336.0	1,186	1,628	5,883

* US Locations that do not meet criteria of at least ten (10) Acres AND at least \$10M PRV. US Territories and Non-US Locations that do not meet criteria of at least ten (10) Acres OR at least \$10M PRV.

DEPARTMENT OF DEFENSE - Army
Base Structure Report - As of 30 Sept 2009

SITE	BRAC 2005	COMPONENT	NAME NEAREST CITY	BUILDINGS						ACRES OWNED	TOTAL ACRES	PRV (\$M)	MIL	CIV	OTHER
				OWNED		LEASED		OTHER							
				COUNT	SQFT	COUNT	SQFT	COUNT	SQFT						
Fort George G Meade	R	Army Active	Fort Meade	285	4,757,622	10	40,912	1,211	4,801,937	5,065	5,179	2,637.7	11,195	3,251	22,571
Jachman USARC		Army Reserve	Owings Mills	3	48,350	0	0	0	0	14	14	12.0	31	1	0
National Geospatial Intelligence Agency	C	Army Active	Bethesda	5	680,169	0	0	0	0	40	40	162.5	0	0	0
NG Pvt Henry Costin		Army Guard	Laurel	3	56,225	0	0	0	0	23	23	15.0	277	0	0
USA Adelphi Laboratory Ctr	R	Army Active	Hyattsville	30	1,136,021	0	0	0	0	207	207	399.4	320	779	525
Walter Reed AMC Forest Glen		Army Active	Silver Spring	34	1,338,568	0	0	0	0	132	132	472.9	9	6	1,054
Walter Reed AMC Glen Haven		Army Active	Silver Spring	2	12,996	0	0	23	442,086	261	261	70.7	2	8	6
* OTHER SITE(S) : 22				42	350,401	5	66,546	3	21,712	149	156	187.3	1,951	44	0
Maryland Total:				2,498	24,747,029	15	107,458	1,564	6,010,296	81,077	81,198	9,355.3	20,852	12,820	35,832
Massachusetts															
94th RRC HQ USARC	R	Army Reserve	Ayer	1	81,206	0	0	0	0	14	14	23.5	407	16	0
Cpl G M Craig USARC/AMSA 163		Army Reserve	Brockton	2	66,423	0	0	0	0	14	14	18.7	223	3	0
Devens Reserve Forces Training Area		Army Reserve	Ayer	122	1,498,208	0	0	0	0	5,212	5,212	470.7	1,707	172	64
George Hampden Crossman USARC		Army Reserve	Taunton	2	68,517	0	0	0	0	10	10	18.7	176	2	0
MTA Camp Edwards		Army Guard	Buzzards Bay	143	752,738	0	0	0	0	14,712	14,712	352.7	318	46	79
NG Rehoboth-TS Nike 19 COE #25326		Army Guard	Rehoboth	10	52,722	0	0	0	0	15	15	13.0	98	0	0
NG Westfield/Barnes		Army Guard	Westfield	2	66,875	0	0	0	0	133	326	20.7	157	0	0
South Boston Support Activity		Army Reserve	Boston	2	583,529	0	0	0	0	14	14	151.3	232	38	937
SSC Hudson Housing		Army Active	Natick	14	50,153	0	0	0	0	134	134	13.2	0	0	0
US Army Soldier Systems Center Natick	R	Army Active	Natick	76	873,769	0	0	0	0	78	78	276.1	91	687	812
Westover AFRC	C	Army Reserve	Chicopee	2	52,477	0	0	0	0	12	12	14.5	455	21	0
* OTHER SITE(S) : 20				75	362,074	1	768	0	0	66	15,536	94.6	890	30	0
Massachusetts Total:				451	4,508,691	1	768	0	0	20,415	36,076	1,467.8	4,754	1,015	1,892
Michigan															
1Lt Robert L Poxon USARC		Army Reserve	Southfield	6	93,477	0	0	0	0	26	26	24.9	599	14	2
CTC Fort Custer Trng Center		Army Guard	Augusta	137	639,470	0	0	0	0	7,570	7,570	232.9	654	13	9
Detroit Arsenal	R	Army Active	Warren	66	1,750,540	4	11,825	1	200	185	193	603.0	141	3,222	2,747
Dr Mary E Walker Mem USARC		Army Reserve	Grand Rapids	2	72,040	0	0	0	0	14	14	20.7	281	9	1
NG Grayling Airfield		Army Guard	Grayling	52	230,264	0	0	1	1	875	875	139.3	0	0	0
Seville Manor FH Michigan		Army Active	New Baltimore	223	636,533	0	0	0	0	103	103	134.2	0	0	0
* OTHER SITE(S) : 20				38	527,570	3	104,260	1	37,346	98	104	193.1	2,467	86	11
Michigan Total:				524	3,949,894	7	116,085	3	37,547	8,870	8,885	1,348.0	4,142	3,344	2,770

* US Locations that do not meet criteria of at least ten (10) Acres AND at least \$10M PRV. US Territories and Non-US Locations that do not meet criteria of at least ten (10) Acres OR at least \$10M PRV.

DEPARTMENT OF DEFENSE - Army
Base Structure Report - As of 30 Sept 2009

SITE	BRAC 2005	COMPONENT	NAME NEAREST CITY	BUILDINGS						ACRES OWNED	TOTAL ACRES	PRV (\$M)	MIL	CIV	OTHER
				OWNED		LEASED		OTHER							
				COUNT	SQFT	COUNT	SQFT	COUNT	SQFT						
Minnesota															
Arden Hills USARC		Army Reserve	St. Paul	3	143,090	0	0	0	0	54	54	32.1	755	43	5
Fort Snelling USARC/AMSA	R	Army Reserve	St. Paul	6	269,784	0	0	0	0	15	187	73.5	1,179	37	43
NG Arden Hills Army TS		Army Guard	St. Paul	57	137,591	0	0	0	0	1,496	1,496	38.4	0	36	0
Twin Cities AAP		Army Active	St. Paul	107	2,842,477	0	0	2	1,072	773	780	836.4	0	0	292
* OTHER SITE(S) : 27				29	236,884	4	25,363	2	57,281	84	1,069	88.7	891	35	0
Minnesota Total:				202	3,629,826	4	25,363	4	58,353	2,423	3,585	1,069.1	2,825	151	340
Mississippi															
BG George A Morris USARC		Army Reserve	Vicksburg	2	75,625	0	0	0	0	13	13	15.8	295	37	1
CTA Camp McCain		Army Guard	Grenada	96	349,410	0	0	0	0	12,836	12,836	136.3	346	88	43
Jackson AFRC		Army Reserve	Jackson	3	65,269	0	0	0	0	12	50	14.1	365	29	0
Mississippi AAP	C	Army Active	Stennis Space Center	108	1,685,998	0	0	0	0	0	4,214	436.9	0	0	35
MTA Camp Shelby		Army Guard	Hattiesburg	9	77,725	0	0	983	3,405,343	200	1,082	1,193.3	1,394	55	887
* OTHER SITE(S) : 22				30	582,864	2	17,254	0	0	71	188	105.6	1,631	54	4
Mississippi Total:				248	2,836,891	2	17,254	983	3,405,343	13,132	18,383	1,901.9	4,031	263	970
Missouri															
Belton USARC/AMSA #57		Army Reserve	Belton	2	9,865	0	0	1	48,296	195	195	13.8	596	23	0
Fort Leonard Wood	R	Army Active	Fort Leonard Wood	1,257	10,342,550	0	0	1,032	3,223,444	53,239	62,911	4,010.4	26,962	2,538	3,984
Lake City AAP		Army Active	Independence	394	2,965,693	0	0	8	2,299	3,935	3,950	1,036.0	1	22	2,718
Lake Of the Ozarks Recreation		Army Active	Osage Beach	18	17,439	0	0	0	0	0	359	22.8	0	0	0
MTA Camp Crowder Neosho		Army Guard	Neosho	66	208,282	0	0	0	0	4,362	4,362	101.0	22	20	25
NG MTA Camp Clark Nevada		Army Guard	Nevada	185	241,347	0	0	0	0	615	615	89.2	40	29	14
Springfield AFRC/AMSA #54		Army Reserve	Springfield	4	81,899	0	0	0	0	18	18	19.7	318	9	0
St Charles USARC		Army Reserve	St. Charles	19	132,927	0	0	0	0	1,852	1,852	36.8	0	0	0
St Louis #3/Sverdrup USARC		Army Reserve	St. Louis	3	107,973	0	0	0	0	21	21	28.9	510	45	0
St Louis #4/Ord Plant		Army Reserve	St. Louis	4	19,357	0	0	0	0	17	17	16.2	0	0	0
* OTHER SITE(S) : 25				24	265,618	11	232,842	3	19,456	45	178	124.5	2,041	43	0
Missouri Total:				1,976	14,392,950	11	232,842	1,044	3,293,495	64,300	74,480	5,499.3	30,490	2,729	6,741
Montana															
MTA Fort Wm Henry Harrison		Army Guard	Helena	107	715,127	0	0	0	0	4,371	6,387	196.6	753	207	155
NG Fort Missoula - FMS 02		Army Guard	Missoula	12	76,989	0	0	0	0	14	14	15.1	14	3	2
NG MTA Limestone Hills		Army Guard	Townsend	3	7,968	0	0	1	1,800	0	19,997	48.9	0	0	0
Sgt Ernest Veuve Hall/AMSA #75	C	Army Reserve	Missoula	5	65,353	0	0	0	0	16	16	17.8	255	4	4
* OTHER SITE(S) : 13				9	66,957	2	17,400	3	35,755	33	4,945	32.6	245	29	4
Montana Total:				136	932,394	2	17,400	4	37,555	4,434	31,359	311.0	1,267	243	165

* US Locations that do not meet criteria of at least ten (10) Acres AND at least \$10M PRV. US Territories and Non-US Locations that do not meet criteria of at least ten (10) Acres OR at least \$10M PRV.

DEPARTMENT OF DEFENSE - Army
Base Structure Report - As of 30 Sept 2009

SITE	BRAC 2005	COMPONENT	NAME NEAREST CITY	BUILDINGS						ACRES OWNED	TOTAL ACRES	PRV (\$M)	MIL	CIV	OTHER
				OWNED		LEASED		OTHER							
				COUNT	SQFT	COUNT	SQFT	COUNT	SQFT						
Nebraska															
Camp Ashland		Army Guard	Ashland	51	200,168	0	0	1	100	981	981	59.2	325	10	22
Cornhusker AAP		Army Active	Grand Island	15	16,282	1	2,839	0	0	869	869	62.7	0	0	0
Lincoln USARC #2		Army Reserve	Lincoln	3	55,732	0	0	0	0	10	10	12.5	0	0	0
NG Greenlief TS/UTES 01		Army Guard	Hastings	132	357,906	0	0	0	0	3,239	3,239	134.8	174	29	4
NG Lincoln AASF/Readiness Center		Army Guard	Lincoln	12	229,729	0	0	0	0	65	65	73.9	622	35	98
NG Mead TS/FMS 06/UTES 02		Army Guard	Mead	9	88,527	0	0	0	0	1,197	1,197	30.3	1	23	0
* OTHER SITE(S) : 18				19	212,692	12	158,502	2	27,125	976	1,007	95.6	1,100	80	0
Nebraska Total:				241	1,161,036	13	161,341	3	27,225	7,337	7,368	469.1	2,222	177	124
Nevada															
Hawthorne Army Depot		Army Active	Hawthorne	2,515	9,708,458	0	0	0	0	147,236	147,236	4,814.8	1	30	448
Nellis AFB		Army Reserve	Las Vegas	3	82,549	0	0	0	0	22	22	57.2	322	5	0
* OTHER SITE(S) : 5				11	67,385	0	0	0	0	394	439	19.6	553	14	3
Nevada Total:				2,529	9,858,392	0	0	0	0	147,652	147,697	4,891.7	876	49	451
New Hampshire															
AFRC Londonderry		Army Reserve	Londonderry	3	135,079	0	0	0	0	49	49	36.9	837	43	3
Somersworth USARC		Army Reserve	Somersworth	3	56,045	0	0	0	0	15	15	15.8	145	1	0
* OTHER SITE(S) : 3				10	71,833	0	0	0	0	12	12	19.3	256	3	0
New Hampshire Total:				16	262,957	0	0	0	0	76	76	72.0	1,238	47	3
New Jersey															
Caven Point USARC		Army Reserve	Jersey City	3	50,439	0	0	0	0	27	27	17.6	410	5	0
Fort Dix	R	Army Reserve	Fort Dix	662	5,491,083	0	0	359	698,251	30,636	30,636	2,759.5	4,371	1,362	2,172
Fort Monmouth Evans	C	Army Active	Belmar	61	260,016	0	0	0	0	70	70	73.5	0	0	0
Fort Monmouth Main Post	C	Army Active	Red Bank	428	5,053,693	0	0	1	5,100	1,126	1,126	1,550.4	462	4,049	4,521
Pedricktown Support Facility		Army Reserve	Pedricktown	18	101,293	0	0	0	0	39	39	25.6	0	0	0
Picatinny Arsenal	R	Army Active	Dover	653	3,508,439	0	0	57	206,200	6,493	6,493	1,478.2	365	2,792	1,585
Sgt J.W. Joyce Kilmer USARC	C	Army Reserve	Edison	3	97,395	0	0	0	0	24	24	27.0	0	0	0
* OTHER SITE(S) : 7				11	206,686	1	1,000	0	0	39	39	59.6	1,149	12	0
New Jersey Total:				1,839	14,769,044	1	1,000	417	909,551	38,453	38,453	5,991.4	6,757	8,220	8,278
New Mexico															
Fort Bliss AAA Ranges		Army Active	Orogrande	376	1,129,005	0	0	11	3,981	977,394	995,404	780.8	42	42	12
Fort Wingate Depot Activity		Army Active	Fort Wingate	827	1,922,016	0	0	0	0	16,691	16,691	772.4	0	0	16
Jenkins AFRC	C	Army Reserve	Albuquerque	9	108,772	0	0	0	0	0	12	27.4	412	15	0
White Sands Missile Range	R	Army Active	Las Cruces	1,050	4,497,145	0	0	592	964,281	2,293,431	2,293,431	2,778.6	787	1,925	2,743

* US Locations that do not meet criteria of at least ten (10) Acres AND at least \$10M PRV. US Territories and Non-US Locations that do not meet criteria of at least ten (10) Acres OR at least \$10M PRV.

DEPARTMENT OF DEFENSE - Army
Base Structure Report - As of 30 Sept 2009

SITE	BRAC 2005	COMPONENT	NAME NEAREST CITY	BUILDINGS						ACRES OWNED	TOTAL ACRES	PRV (\$M)	MIL	CIV	OTHER
				OWNED		LEASED		OTHER							
				COUNT	SQFT	COUNT	SQFT	COUNT	SQFT						
* OTHER SITE(S) : 15				23	81,715	1	9,262	4	35,571	11,906	11,922	47.7	279	13	0
New Mexico Total:				2,285	7,738,653	1	9,262	607	1,003,833	3,299,421	3,317,459	4,406.8	1,520	1,995	2,771
<u>New York</u>															
Amityville AFRC	C	Army Reserve	Amityville	7	63,708	0	0	0	0	15	15	17.1	582	3	1
CW2 Kerry P. Hein USARC		Army Reserve	Shoreham	6	46,261	0	0	0	0	23	23	14.3	452	3	0
Ernie Pyle USARC/AMSA #12	R	Army Reserve	New York City	10	296,552	0	0	0	0	36	36	99.7	2,129	82	4
Fort Drum	R	Army Active	Fort Drum	1,144	9,624,434	116	503,958	1,037	5,116,535	107,512	107,519	4,430.8	17,686	1,642	3,172
Fort Hamilton	R	Army Active	New York City	40	700,117	0	0	28	454,259	221	221	384.8	691	231	473
MAJ D W Hollender USARC		Army Reserve	Webster	3	65,495	0	0	0	0	12	12	16.6	263	6	0
NG Rochester CSMS C		Army Guard	Rochester	7	75,405	0	0	0	0	10	10	18.5	0	0	0
NG Youngstown TS		Army Guard	Ransomville	44	66,288	0	0	0	0	860	860	31.9	0	0	0
Niagara Falls AFRC	C	Army Reserve	Niagara Falls	13	179,623	0	0	0	0	22	22	37.3	397	21	0
Orangeburg USARC		Army Reserve	Orangeburg	7	46,334	0	0	0	0	306	306	12.8	332	3	1
Sgt Horace D Bradt USARC		Army Reserve	Schenectady	5	54,334	0	0	0	0	12	12	14.2	467	12	1
SSG Frederick J. III Jr. USARC		Army Reserve	Bullville	6	41,749	0	0	0	0	153	153	13.3	161	2	0
Staten Island USARC		Army Reserve	New York City	5	122,732	0	0	0	0	14	14	41.4	548	29	1
Stewart Annex		Army Active	Holtsville	4	68,493	0	0	0	0	10	10	27.6	11	1	16
Stewart Newburgh USARC	C	Army Reserve	New Windsor	11	183,978	0	0	0	0	40	40	64.1	185	13	0
Watervliet Arsenal	R	Army Active	Troy	65	2,110,956	0	0	0	0	143	143	496.4	178	771	426
West Point Mil Reservation	R	Army Active	West Point	531	7,443,760	1	19,054	426	2,377,424	16,068	16,068	3,473.8	6,033	2,100	2,156
* OTHER SITE(S) : 144				81	956,163	182	238,895	1	1,500	195	205	284.4	2,963	107	8
New York Total:				1,989	22,146,382	299	761,907	1,492	7,949,718	125,653	125,670	9,479.1	33,078	5,026	6,259
<u>North Carolina</u>															
Camp Dawson		Army Active	Hobucken	8	103,206	0	0	0	0	504	512	24.4	0	0	0
Camp Mackall		Army Active	Pinebluff	64	225,043	0	0	0	0	7,917	63,197	131.3	711	132	176
Charlotte USARC		Army Reserve	Charlotte	8	87,251	0	0	0	0	14	14	19.3	466	8	5
Fort Bragg	R	Army Active	Fort Bragg	1,947	24,712,299	251	406,104	3,398	9,402,338	152,915	152,986	8,713.3	50,703	5,415	11,678
Greenville USARC		Army Reserve	Greenville	5	114,050	0	0	0	0	15	15	25.3	0	0	0
Military Ocean Tml Sunny Point		Army Active	Southport	85	255,942	0	0	0	0	16,318	16,318	561.4	36	283	227
Morehead City USARC/AMSA #128		Army Reserve	Morehead City	4	38,594	0	0	0	0	24	24	10.2	52	14	0
* OTHER SITE(S) : 54				67	452,609	8	147,254	97	179,428	205	1,254,662	186.7	2,107	132	41
North Carolina Total:				2,188	25,988,994	259	553,358	3,495	9,581,766	177,910	1,487,727	9,671.8	54,075	5,984	12,127
<u>North Dakota</u>															
Lewis and Clark USARC		Army Reserve	Bismarck	7	47,471	0	0	0	0	10	10	11.0	139	17	0
Mickelsen Stanley R SFG MSR		Army Reserve	Nekoma	12	276,862	0	0	0	0	631	631	99.3	0	0	0
Mickelsen Stanley R SFG RSL 3		Army Reserve	Mountain	1	12,832	0	0	0	0	333	333	11.0	0	0	0

* US Locations that do not meet criteria of at least ten (10) Acres AND at least \$10M PRV. US Territories and Non-US Locations that do not meet criteria of at least ten (10) Acres OR at least \$10M PRV.

DEPARTMENT OF DEFENSE - Army
Base Structure Report - As of 30 Sept 2009

SITE	BRAC 2005	COMPONENT	NAME NEAREST CITY	BUILDINGS						ACRES OWNED	TOTAL ACRES	PRV (\$M)	MIL	CIV	OTHER
				OWNED		LEASED		OTHER							
				COUNT	SQFT	COUNT	SQFT	COUNT	SQFT						
Mickelsen Stanley R SFG RSL 4		Army Reserve	Fairdale	1	13,150	0	0	0	0	318	318	10.1	0	0	0
NG Grand Forks Armory		Army Guard	Grand Forks	1	82,365	0	0	0	0	0	11	20.5	347	1	5
NG Minot AFRC		Army Guard	Minot	1	121,697	0	0	0	0	20	20	34.1	175	0	5
* OTHER SITE(S) : 8				6	69,089	2	8,743	0	0	627	670	32.1	182	4	13
North Dakota Total:				29	623,466	2	8,743	0	0	1,939	1,993	218.1	843	22	23
<u>Northern Mariana Islands</u>															
* OTHER SITE(S) : 1				7	7,931	0	0	0	0	5	5	3.7	109	1	6
Northern Mariana Islands Total:				7	7,931	0	0	0	0	5	5	3.7	109	1	6
<u>Ohio</u>															
(Cooney USARC/AMSA #165 S-S)		Army Reserve	Milan	3	19,700	0	0	0	0	10	10	12.2	66	1	0
83rd Div Memorial USARC/AMSA		Army Reserve	Columbus	3	156,017	0	0	0	0	20	20	32.2	728	46	12
Defense Supply Center Columbus		Army Active	Columbus	45	4,550,397	0	0	0	0	529	529	834.9	12	0	36
Fort Hayes Memorial USARC	C	Army Reserve	Columbus	3	49,281	0	0	0	0	11	11	13.4	321	5	0
Kings Mills Memorial USARC		Army Reserve	Maineville	7	97,696	0	0	0	0	19	19	18.3	68	2	1
NG Camp Sherman TS		Army Guard	Chillicothe	9	55,129	0	0	1	191	463	463	14.9	165	1	4
NG Defense Supply Center Columbus ARNG Support Center		Army Guard	Columbus	1	55,022	0	0	0	0	40	40	12.1	0	99	0
NG McConnellsville TS		Army Guard	McConnellsville	10	187,151	0	0	0	0	444	444	39.2	378	11	6
NG Rickenbacker (MTA)	R	Army Guard	Columbus	27	337,366	0	0	0	0	126	126	116.4	799	15	69
Pfc Devin J. Grella USARC/AMSA 3		Army Reserve	North Canton	3	66,263	0	0	0	0	10	10	16.4	338	4	0
Ravenna AAP		Army Active	Ravenna	28	184,374	0	0	0	0	1,280	1,280	70.2	0	0	31
Ravenna Training and Log Site		Army Guard	Newton Falls	853	3,287,450	0	0	14	101,905	20,140	20,140	965.5	322	18	10
Rickenbacker USARC		Army Reserve	Columbus	1	114,072	0	0	0	0	24	28	25.1	242	5	1
Taylor Station Road USARC		Army Reserve	Blacklick	3	79,980	0	0	0	0	10	10	15.8	503	9	3
Toledo Area USAR		Army Reserve	Monclova	2	71,671	0	0	0	0	0	52	16.6	199	27	0
Twinsburg USARC/AMSA #123		Army Reserve	Twinsburg	2	113,167	0	0	0	0	24	24	27.3	642	33	0
US Army Joint Sys Mfg Ctr Lima	R	Army Active	Lima	37	1,619,862	0	0	0	0	369	370	311.2	4	3	841
* OTHER SITE(S) : 36				68	525,714	0	0	2	28,860	298	318	130.5	2,037	115	26
Ohio Total:				1,105	11,570,312	0	0	17	130,956	23,817	23,894	2,672.2	6,824	394	1,040
<u>Oklahoma</u>															
Camp Gruber		Army Guard	Braggs	171	444,116	0	0	3	1,043	33,027	33,027	213.7	80	0	28
Fort Sill	R	Army Active	Fort Sill	1,943	14,314,275	0	0	50	187,557	93,829	93,831	3,907.5	20,741	2,357	5,410
McAlester AAP	R	Army Active	McAlester	2,185	9,698,315	0	0	0	0	44,962	44,964	3,022.2	30	1,662	880
NG Regional Trng Inst		Army Guard	Oklahoma City	8	228,598	0	0	0	0	33	33	49.2	345	3	7
Twaddle AFRC	C	Army Reserve	Oklahoma City	9	151,031	0	0	0	0	26	26	34.9	551	1	3
* OTHER SITE(S) : 27				51	412,867	7	51,939	0	0	29	82	110.7	1,545	45	1

* US Locations that do not meet criteria of at least ten (10) Acres AND at least \$10M PRV. US Territories and Non-US Locations that do not meet criteria of at least ten (10) Acres OR at least \$10M PRV.

DEPARTMENT OF DEFENSE - Army
Base Structure Report - As of 30 Sept 2009

SITE	BRAC 2005	COMPONENT	NAME NEAREST CITY	BUILDINGS						ACRES OWNED	TOTAL ACRES	PRV (\$M)	MIL	CIV	OTHER
				OWNED		LEASED		OTHER							
				COUNT	SQFT	COUNT	SQFT	COUNT	SQFT						
Oklahoma Total:				4,367	25,249,202	7	51,939	53	188,600	171,906	171,963	7,338.2	23,292	4,068	6,329
Oregon															
NG Bend Cotef		Army Guard	Bend	5	83,492	0	0	0	0	160	160	20.5	0	0	52
Umatilla Chem Depot	C	Army Active	Hermiston	1,212	3,594,294	0	0	0	0	19,729	19,729	1,534.4	8	481	830
* OTHER SITE(S) : 16				39	213,771	2	684	14	31,167	650	44,644	74.0	649	10	7
Oregon Total:				1,256	3,891,557	2	684	14	31,167	20,539	64,533	1,628.8	657	491	889
Pennsylvania															
Bristol Veterans Mem USARC		Army Reserve	Bristol	3	41,749	0	0	0	0	16	16	12.6	21	0	0
Carlisle Barracks		Army Active	Carlisle	93	1,056,487	0	0	177	668,115	454	454	436.2	704	624	803
Chap L J Sabalis Mem USARC		Army Reserve	Wilkes Barre	3	50,993	0	0	0	0	20	20	12.5	351	15	0
Charles E Kelly Support Facility	C	Army Reserve	Oakdale	46	244,827	0	0	0	0	125	125	55.6	227	53	59
Defense Distribution Depot Susq	R	Army Active	New Cumberland	125	6,598,825	0	0	0	0	848	854	1,135.6	1,100	289	153
ECS / AMSA #103 (G)		Army Reserve	Conneaut Lake	2	56,181	0	0	0	0	11	11	15.9	0	45	0
Edgemont USARC / AMSA #31 (G)		Army Reserve	Edgemont	5	62,376	0	0	0	0	49	49	23.1	590	19	0
Erie County USARC		Army Reserve	Fairview	3	43,378	0	0	0	0	0	15	18.6	182	5	0
Finleyville NIKE-PI-43		Army Reserve	Finleyville	13	44,752	0	0	0	0	128	128	12.2	0	0	0
Fort Indiantown Gap		Army Guard	Annville	742	3,823,168	0	0	4	14,619	17,222	17,222	1,085.0	3,124	865	720
Greencastle USARC / AMSA #113		Army Reserve	Greencastle	5	39,360	0	0	0	0	27	31	11.0	0	12	0
Johnstown Aviation Support Fac		Army Reserve	Johnstown	9	223,997	0	0	0	0	0	126	87.7	21	0	0
Letterkenny Army Depot	R	Army Active	Chambersburg	1,333	5,345,925	9	252,434	1	3,740	18,660	18,668	1,700.0	12	1,708	1,647
Neville Island Mnt Support Facility		Army Reserve	Pittsburgh	17	54,014	0	0	0	0	15	15	11.8	0	0	0
NG Fort Mifflin		Army Guard	Philadelphia	9	60,361	0	0	0	0	27	27	13.1	0	6	3
North Penn USARC	C	Army Reserve	Norristown	7	54,817	0	0	0	0	20	20	16.1	139	4	0
Scranton AAP		Army Active	Scranton	7	386,157	0	0	0	0	15	15	120.1	0	8	292
T/Sgt Vernon McGarity USARC	R	Army Reserve	Coraopolis	3	151,981	0	0	0	0	3	38	39.7	702	47	0
Tobyhanna Army Depot	R	Army Active	Tobyhanna	142	4,537,490	0	0	0	0	1,291	1,296	1,177.9	233	4,025	1,470
* OTHER SITE(S) : 86				142	1,346,189	30	327,709	0	0	1,005	1,343	428.7	6,798	201	2
Pennsylvania Total:				2,709	24,223,027	39	580,143	182	686,474	39,936	40,473	6,413.4	14,204	7,926	5,149
Puerto Rico															
AMSA #161 (G)		Army Reserve	Fort Buchanan, Catano	2	45,614	0	0	0	0	7	7	14.6	0	0	15
Cpt E.Rubio Jr./Puerto Nuevo	R	Army Reserve	Puerto Nuevo	7	88,633	0	0	0	0	63	63	31.1	710	6	0
Fort Buchanan	R	Army Reserve	Fort Buchanan, Catano	337	1,884,601	0	0	5	23,291	1,321	1,321	613.5	2,203	577	1,385
LTC H.G. Pesquera/Fort Allen		Army Reserve	Fort Buchanan, Catano	5	109,871	0	0	0	0	40	40	35.1	544	7	4
MTA Camp Santiago Rq 577		Army Guard	Salinas, Salinas	364	852,561	0	0	0	0	11,930	11,930	291.0	382	1	92
NG Fort Allen		Army Guard	Juana Diaz	104	368,952	0	0	0	0	776	776	143.0	1,456	59	0
Ramey USARC/Aquadilla	R	Army Reserve	Aguadilla	5	67,490	0	0	0	0	59	59	20.0	648	11	0

* US Locations that do not meet criteria of at least ten (10) Acres AND at least \$10M PRV. US Territories and Non-US Locations that do not meet criteria of at least ten (10) Acres OR at least \$10M PRV.

DEPARTMENT OF DEFENSE - Army
Base Structure Report - As of 30 Sept 2009

SITE	BRAC 2005	COMPONENT	NAME NEAREST CITY	BUILDINGS						ACRES OWNED	TOTAL ACRES	PRV (\$M)	MIL	CIV	OTHER
				OWNED		LEASED		OTHER							
				COUNT	SQFT	COUNT	SQFT	COUNT	SQFT						
Roosevelt Rds Nav Sta USARC		Army Reserve	Roosevelt Ros Naval Sta	4	47,718	0	0	0	0	0	0	14.6	592	9	0
* OTHER SITE(S) : 7				21	101,934	0	0	0	0	19	19	33.9	916	11	0
Puerto Rico Total:				849	3,567,374	0	0	5	23,291	14,217	14,217	1,196.8	7,451	681	1,496
Rhode Island															
Davisville Family Housing		Army Reserve	North Kingstown	21	106,278	0	0	0	0	14	14	16.1	0	0	0
NG Camp Fogarty TS		Army Guard	East Greenwich	34	251,465	0	0	0	0	374	374	85.0	569	6	21
* OTHER SITE(S) : 13				24	215,300	4	5,281	0	0	147	152	60.0	963	40	5
Rhode Island Total:				79	573,043	4	5,281	0	0	535	540	161.0	1,532	46	26
South Carolina															
1Lt Thomas Kukowski USARC		Army Reserve	Greenville	3	31,402	2	20,158	0	0	3	18	11.2	556	23	1
Fort Jackson	R	Army Active	Columbia	908	9,317,430	0	0	21	27,220	52,303	52,303	2,392.2	29,060	2,082	3,725
N Charleston USARC/AMSA #121		Army Reserve	Charleston	3	77,379	0	0	0	0	16	16	17.4	0	0	0
NG MTA Clarks Hill Reservation		Army Guard	Plum Branch	33	39,016	0	0	0	0	871	871	14.3	0	0	4
* OTHER SITE(S) : 18				35	221,560	1	15,570	7	16,446	50	108	110.6	1,556	52	1
South Carolina Total:				982	9,686,787	3	35,728	28	43,666	53,243	53,316	2,545.6	31,172	2,157	3,731
South Dakota															
MSG Woodrow Wilson Keeble AFRC		Army Reserve	Sioux Falls	3	49,130	0	0	0	0	11	11	11.9	262	2	0
* OTHER SITE(S) : 12				8	54,659	1	1,000	2	8,739	12	1,170	13.9	21	0	0
South Dakota Total:				11	103,789	1	1,000	2	8,739	23	1,181	25.8	283	2	0
Tennessee															
CSM Paul B. Huff USARC		Army Reserve	Nashville	3	48,958	0	0	0	0	15	15	10.4	85	8	1
Fort Campbell TN		Army Active	Fort Campbell	654	6,223,848	0	0	857	2,390,633	68,260	68,260	2,734.4	0	15	0
Hewgley USARC		Army Reserve	Knoxville	2	52,500	0	0	0	0	10	10	11.3	505	26	0
Holston AAP	R	Army Active	Kingsport	440	2,458,604	0	0	2	18,300	6,117	6,117	743.0	1	18	716
Lyell AFRC/AMSA #153(G)		Army Reserve	Nashville	8	103,472	0	0	0	0	14	14	21.7	931	35	2
Milan AAP	R	Army Active	Milan	1,401	3,646,670	0	0	0	0	22,357	22,357	1,295.8	1	20	677
NG VTS Milan		Army Guard	Milan	73	238,513	0	0	1	1	2,568	2,568	58.7	74	17	5
NG VTS Smyrna		Army Guard	Smyrna	49	443,049	0	0	12	109,450	830	830	147.8	1,307	123	76
NG VTS Tullahoma		Army Guard	Tullahoma	38	56,928	0	0	2	2,561	6,131	6,131	38.4	15	2	6
NSA Millington USARC		Army Reserve	Millington	8	129,182	0	0	0	0	20	20	26.7	892	15	3
Volunteer AAP		Army Active	Chattanooga	3	55,191	0	0	0	0	249	249	31.8	0	0	0
* OTHER SITE(S) : 22				89	4,091,531	4	9,365	0	0	372	645	586.1	698	40	2

* US Locations that do not meet criteria of at least ten (10) Acres AND at least \$10M PRV. US Territories and Non-US Locations that do not meet criteria of at least ten (10) Acres OR at least \$10M PRV.

DEPARTMENT OF DEFENSE - Army
Base Structure Report - As of 30 Sept 2009

SITE	BRAC 2005	COMPONENT	NAME NEAREST CITY	BUILDINGS						ACRES OWNED	TOTAL ACRES	PRV (\$M)	MIL	CIV	OTHER	
				OWNED		LEASED		OTHER								
				COUNT	SQFT	COUNT	SQFT	COUNT	SQFT							
Tennessee Total:				2,768	17,548,446	4	9,365	874	2,520,945	106,943	107,216	5,706.2	4,509	319	1,488	
Texas																
Austin Memorial AFRC		Army Reserve	Austin	3	72,525	0	0	0	0	11	13	16.3	447	30	0	
Camp Bullis		Army Active	San Antonio	255	397,057	0	0	9	105,426	27,993	27,993	170.8	766	35	68	
Camp Swift		Army Guard	Bastrop	107	339,086	0	0	0	0	11,715	11,715	111.3	161	6	5	
Conroe USARC/ASF 62		Army Reserve	Conroe	9	115,687	0	0	0	0	0	44	41.0	597	79	0	
Corpus Christi #2 AFRC		Army Reserve	Corpus Christi	4	71,635	0	0	0	0	142	142	15.1	74	1	0	
Ellington Field AFRC		Army Reserve	Houston	1	172,919	0	0	0	0	42	42	36.4	0	0	0	
Fort Bliss	R	Army Active	El Paso	907	13,582,480	300	556,313	2,731	6,465,630	122,127	122,127	5,719.0	21,013	2,420	7,114	
Fort Hood	R	Army Active	Killeen	1,907	20,125,088	319	1,060,974	3,255	11,181,488	209,604	214,895	7,860.4	47,480	3,809	13,408	
Fort Sam Houston	R	Army Active	San Antonio	384	9,621,263	6	387,730	1,041	2,764,836	3,182	3,182	3,107.5	15,662	5,024	5,980	
Fort Wolters		Army Guard	Mineral Wells	60	116,650	0	0	3	3,540	3,990	3,990	73.6	40	7	12	
Grand Prairie Reserve Complex		Army Reserve	Grand Prairie	32	422,864	0	0	0	0	68	68	94.6	1,566	26	1	
Houston USARC #2	C	Army Reserve	Houston	7	76,661	0	0	0	0	12	12	16.0	565	35	0	
Lone Star AAP	C	Army Active	Texarkana	870	3,242,285	0	0	0	0	15,624	15,624	1,022.1	1	18	421	
Longhorn AAP		Army Active	Marshall	374	1,082,263	0	0	0	0	8,493	8,493	300.2	0	0	12	
NG Houston - Westheimer		Army Guard	Houston	3	80,915	0	0	0	0	29	29	17.1	574	69	0	
NG Laredo		Army Guard	Laredo	3	56,224	0	0	0	0	10	10	12.1	206	0	0	
NG Saginaw		Army Guard	Fort Worth	23	182,076	0	0	0	0	143	143	46.2	0	76	148	
NG Temple		Army Guard	Temple	6	63,841	0	0	0	0	20	20	17.0	488	1	0	
Red River Army Depot	R	Army Active	Texarkana	1,122	7,483,864	22	225,561	14	38,055	18,676	18,682	1,712.3	148	3,991	1,843	
Seagoville USARC		Army Reserve	Seagoville	10	132,278	0	0	0	0	206	206	44.8	1,111	47	0	
* OTHER SITE(S) : 57				354	1,665,190	14	157,289	0	0	10,130	10,304	446.1	4,899	217	3	
Texas Total:				6,441	59,102,851	661	2,387,867	7,053	20,558,975	432,219	437,736	20,880.1	95,798	15,891	29,015	
Utah																
Deseret Chemical Depot	C	Army Active	Stockton	321	1,369,352	0	0	0	0	19,422	19,424	506.5	2	378	1,858	
Dugway Proving Ground		Army Active	Dugway	607	2,332,347	1	2,880	5	82,232	798,214	798,214	1,305.8	30	560	801	
Fort Douglas AFRC Complex	R	Army Reserve	Salt Lake City	21	403,097	3	20,290	0	0	54	54	105.2	1,436	53	5	
Frank M. Browning USARC		Army Reserve	Ogden	3	52,913	0	0	0	0	138	138	16.0	447	6	0	
Green River Test Complex		Army Active	Altamont	32	52,862	0	0	0	0	55	3,939	42.1	0	0	0	
Kenichi (Ken) Uchida USARC		Army Reserve	Centerville	4	55,448	0	0	0	0	10	10	14.2	314	3	0	
MTA-L Camp Williams		Army Guard	Riverton	60	25,461	0	0	210	851,029	18,506	18,506	291.0	1,726	36	216	
NG Saint George/FMS 5B		Army Guard	St. George	9	55,898	0	0	0	0	70	70	13.7	313	0	1	
Ogden Maintenance Center 269		Army Reserve	Ogden	2	125,472	0	0	0	0	12	12	31.2	159	45	15	
Ogden Storage Facility 11-C		Army Reserve	Ogden	1	281,700	0	0	0	0	28	28	49.2	0	0	0	
Tooele Army Depot	R	Army Active	Tooele	1,058	2,726,267	24	669,345	1	4,617	23,374	23,914	1,622.3	2	510	105	
* OTHER SITE(S) : 8				19	137,061	1	10,440	0	0	12	661	40.0	816	11	0	

* US Locations that do not meet criteria of at least ten (10) Acres AND at least \$10M PRV. US Territories and Non-US Locations that do not meet criteria of at least ten (10) Acres OR at least \$10M PRV.

DEPARTMENT OF DEFENSE - Army
Base Structure Report - As of 30 Sept 2009

SITE	BRAC 2005	COMPONENT	NAME NEAREST CITY	BUILDINGS						ACRES OWNED	TOTAL ACRES	PRV (\$M)	MIL	CIV	OTHER
				OWNED		LEASED		OTHER							
				COUNT	SQFT	COUNT	SQFT	COUNT	SQFT						
Utah Total:				2,137	7,617,878	29	702,955	216	937,878	859,895	864,970	4,037.4	5,245	1,602	3,001
Vermont															
		Army Guard	Colchester	43	236,212	0	0	0	0	667	667	51.0	395	39	17
		Army Guard	South Burlington	3	151,434	0	0	0	0	27	27	45.9	116	36	4
		Army Guard	Jericho	76	277,966	0	0	4	7,220	11,219	11,219	107.6	393	15	34
		* OTHER SITE(S) : 9		10	143,561	2	38,600	0	0	18	54	41.7	424	9	1
Vermont Total:				132	809,173	2	38,600	4	7,220	11,931	11,967	246.3	1,328	99	56
Virgin Islands															
		Army Guard	Frederiksted	0	0	0	0	2	6,324	22	22	2.9	18	0	0
		Army Guard	Christiansted	11	143,089	0	0	0	0	69	69	48.0	28	10	0
		Army Guard	Kingshill	0	0	0	0	0	0	0	29	0	0	0	0
		Army Guard	Kingshill	2	31,010	0	0	0	0	12	12	129.2	62	0	0
		* OTHER SITE(S) : 2		0	0	1	15,400	4	16,093	0	0	13.3	9	0	0
Virgin Islands Total:				13	174,099	1	15,400	6	22,417	103	132	193.4	117	10	0
Virginia															
		Army Active	Fort Myer	31	189,431	0	0	1	96	625	625	59.5	0	0	0
	R	Army Active	Richmond	95	6,574,076	0	0	0	0	674	674	1,056.0	121	7	71
		Army Active	Bowling Green	416	1,198,510	0	0	8	2,009	75,794	75,873	514.2	413	210	231
	R	Army Active	Fort Belvoir	443	8,726,460	0	0	948	3,663,868	8,923	9,126	3,384.1	4,801	5,936	13,297
	R	Army Active	Fort Eustis	421	5,444,755	0	0	390	2,107,515	8,248	8,249	1,907.9	8,823	2,112	2,672
	R	Army Active	Fort Lee	363	6,563,289	0	0	612	2,156,499	5,808	5,912	1,946.5	10,957	1,806	3,599
	C	Army Active	Fort Monroe	273	2,019,675	0	0	5	208,293	570	570	485.5	696	1,876	803
	R	Army Active	Fort Myer	158	2,141,301	0	0	2	14,140	405	406	594.5	1,911	605	963
		Army Guard	Blackstone	595	2,511,343	0	0	0	0	42,276	42,276	1,035.6	1,141	279	526
		Army Active	Virginia Beach	151	898,581	2	1,471	96	454,914	1,451	1,452	365.9	1,393	37	257
		Army Guard	Sandston	10	100,920	0	0	0	0	92	92	40.3	406	79	0
		Army Guard	Arlington	3	263,710	0	0	0	0	15	15	64.4	90	319	1,606
		Army Guard	Sandston	5	68,296	0	0	0	0	29	29	15.7	142	42	0
		Army Active	Radford	1,116	4,051,663	0	0	0	0	6,902	6,902	1,444.9	1	112	1,702
		Army Active	Fort Belvoir	1	260,000	0	0	0	0	76	76	32.7	88	736	886
		* OTHER SITE(S) : 19		50	410,458	1	1,632	120	360,315	205	212	183.7	2,016	46	415
Virginia Total:				4,131	41,422,467	3	3,103	2,182	8,967,649	152,093	152,488	13,131.4	32,999	14,202	27,028
Washington															
		Army Reserve	Tacoma	1	68,379	0	0	0	0	0	11	27.9	726	28	2
	C	Army Reserve	Seattle	11	191,077	0	0	0	0	65	65	51.8	891	32	3

* US Locations that do not meet criteria of at least ten (10) Acres AND at least \$10M PRV. US Territories and Non-US Locations that do not meet criteria of at least ten (10) Acres OR at least \$10M PRV.

DEPARTMENT OF DEFENSE - Army
Base Structure Report - As of 30 Sept 2009

SITE	BRAC 2005	COMPONENT	NAME NEAREST CITY	BUILDINGS						ACRES OWNED	TOTAL ACRES	PRV (\$M)	MIL	CIV	OTHER
				OWNED		LEASED		OTHER							
				COUNT	SQFT	COUNT	SQFT	COUNT	SQFT						
Fort Lewis	R	Army Active	Tacoma	1,715	17,957,589	3	61	2,837	6,941,762	84,350	86,127	7,856.9	32,316	3,575	5,683
NG Kent		Army Guard	Kent	8	86,035	0	0	0	0	15	15	20.7	620	7	2
SSG Joe R. Hooper USARC		Army Reserve	Bothell	7	101,749	0	0	0	0	41	41	29.1	245	8	0
Vancouver Barracks	C	Army Reserve	Vancouver	30	242,367	0	0	0	0	40	42	67.9	666	11	0
Yakima Training Center		Army Active	Yakima	203	799,876	0	0	2	5,520	323,255	323,442	631.8	489	122	192
* OTHER SITE(S) : 22				36	259,040	1	10,500	4	68,567	389	1,602	90.9	1,177	43	3
Washington Total:				2,011	19,706,112	4	10,561	2,843	7,015,849	408,155	411,344	8,776.9	37,130	3,826	5,885
West Virginia															
Big Bend USARC / OMS		Army Reserve	Bigbend	2	19,244	0	0	0	0	13	13	24.3	37	1	0
Charleston AFRC / AMSA #107		Army Reserve	Charleston	2	71,150	0	0	0	0	12	12	16.6	395	30	0
NG Camp Dawson AFRC		Army Guard	Kingwood	2	56,697	0	0	0	0	10	10	12.8	0	0	0
NG Eleanor		Army Guard	Red House	5	414,985	0	0	0	0	47	47	76.5	340	122	4
Ohio Co A/P USARC / AMSA #109		Army Reserve	Wheeling	3	42,570	0	0	0	0	0	29	10.8	189	23	0
* OTHER SITE(S) : 28				55	456,911	0	0	2	137,901	646	748	150.0	2,014	46	38
West Virginia Total:				69	1,061,557	0	0	2	137,901	727	858	291.0	2,975	222	42
Wisconsin															
Badger AAP		Army Active	Baraboo	681	2,172,757	0	0	0	0	7,354	7,354	821.0	0	4	185
Denis J. Murphy USARC/AMSA/OMS		Army Reserve	Green Bay	2	58,023	0	0	0	0	15	15	15.3	281	20	0
Fort McCoy	R	Army Reserve	Sparta	1,289	6,306,110	81	162,670	5	77,354	59,750	127,730	2,105.4	1,719	1,742	2,539
W. Silver Spring Complex		Army Reserve	Milwaukee	24	321,428	0	0	0	0	127	127	82.9	990	16	18
Wausau USARC		Army Reserve	Wausau	2	43,342	0	0	0	0	20	20	11.0	305	7	0
* OTHER SITE(S) : 35				44	361,360	15	170,329	2	3,000	126	1,630	170.3	1,589	78	0
Wisconsin Total:				2,042	9,263,020	96	332,999	7	80,354	67,390	136,875	3,205.9	4,884	1,867	2,742
Wyoming															
* OTHER SITE(S) : 5				0	0	1	30,000	0	0	8,897	8,905	6.7	57	1	0
Wyoming Total:				0	0	1	30,000	0	0	8,897	8,905	6.7	57	1	0
US/US Territories Total:				78,294	627,887,451	1,730	9,833,533	41,352	147,389,063	11,812,104	13,936,800	243,031.9	752,037	162,473	292,646

* US Locations that do not meet criteria of at least ten (10) Acres AND at least \$10M PRV. US Territories and Non-US Locations that do not meet criteria of at least ten (10) Acres OR at least \$10M PRV.

DEPARTMENT OF DEFENSE - Army
Base Structure Report - As of 30 Sept 2009

SITE	BRAC 2005	COMPONENT	NAME NEAREST CITY	BUILDINGS						ACRES OWNED	TOTAL ACRES	PRV (\$M)	MIL	CIV	OTHER
				OWNED		LEASED		OTHER							
				COUNT	SQFT	COUNT	SQFT	COUNT	SQFT						
Belgium															
Brussels		Army Active	Brussels	0	0	15	202,074	0	0	0	0	48.3	107	133	747
Chateau Gendebien		Army Active	Mons	1	354	1	4,453	4	21,842	0	20	5.4	23	0	5
Chievres AB		Army Active	Chievres AB	54	332,491	0	0	49	373,457	0	1,012	299.2	52	12	374
Daumerie Caserne		Army Active	Chievres	6	2,104	0	0	30	244,551	0	26	74.7	161	142	198
Mons		Army Active	Mons	1	7,112	19	419,783	0	0	0	0	66.1	0	0	0
Shape Headquarters		Army Active	Mons	3	38,846	0	0	35	432,843	0	0	129.5	558	109	371
Sterrebeek Dependent School		Army Active	Brussels	10	88,436	0	0	0	0	16	16	29.4	12	5	117
* OTHER SITE(S) : 3				1	151	6	29,939	1	1,245	0	4	4.6	86	0	2
Belgium Total:				76	469,494	41	656,249	119	1,073,938	16	1,078	657.2	999	401	1,814
Germany															
Amelia Earhart Hotel		Army Active	Wiesbaden	2	699	0	0	1	216,207	0	6	57.5	0	203	107
American Arms Hotel		Army Active	Wiesbaden	0	0	0	0	4	292,126	0	5	79.0	7	0	262
Anderson Barracks		Army Active	Dexheim	35	164,305	0	0	20	230,760	0	105	148.6	6	8	43
Ansbach Leased		Army Active	Ansbach	0	0	49	195,403	0	0	0	5	27.7	0	0	0
Artillery Kaserne		Army Active	Garmisch	25	5,339	0	0	35	516,585	0	37	135.6	16	32	432
Askren Manor FH		Army Active	Schweinfurt	16	30,065	0	0	59	1,473,853	0	72	281.8	0	0	180
Aukamm Hsg Area		Army Active	Wiesbaden	4	50,627	0	0	111	1,283,045	0	93	257.8	0	0	25
Bamberg		Army Active	Bamberg	0	0	101	466,122	0	0	0	18	67.9	0	0	0
Bamberg Airfield		Army Active	Bamberg	3	9,800	0	0	5	6,544	0	220	13.1	0	0	0
Bamberg Storage & Range Area		Army Active	Bamberg	25	15,248	0	0	33	142,275	0	170	43.2	0	0	0
Barton Barracks		Army Active	Ansbach	9	64,583	0	0	24	381,291	0	33	119.4	117	170	357
Baumholder Airfield		Army Active	Baumholder	3	10,412	0	0	1	1,590	0	47	9.0	0	2	9
Baumholder Family Housing		Army Active	Baumholder	14	24,012	0	0	68	2,254,615	0	95	395.4	0	0	62
Baumholder Hospital		Army Active	Baumholder	3	26,735	0	0	13	187,914	0	13	70.9	62	21	79
Baumholder Qm Area		Army Active	Baumholder	16	36,924	0	0	27	359,845	0	60	79.9	0	0	32
Benjamin Franklin VII Family Housing		Army Active	Mannheim	37	190,291	0	0	183	4,375,763	0	220	842.9	64	77	630
Bleidorn Family Housing		Army Active	Ansbach	6	35,580	0	0	25	662,119	0	34	127.1	1	11	17
Boeblingen Family Housing		Army Active	Boeblingen	3	13,883	0	0	22	517,037	1	22	99.7	0	1	92
Boeblingen Range		Army Active	Boeblingen	2	5,157	0	0	6	6,545	0	18	8.2	0	2	0
Boeblingen Training Area		Army Active	Boeblingen	9	9,353	0	0	36	33,208	0	1,419	29.0	0	1	13
Breitenau Skeet Range		Army Active	Garmisch	0	0	0	0	1	4,439	0	50	0.8	0	0	0
Breitenwald Training Area		Army Active	Landstuhl	6	6,634	0	0	2	1,045	0	127	2.2	0	1	1
Cambrai Fritsch Kaserne		Army Active	Darmstadt	1	266	0	0	2	49,590	0	62	18.7	53	70	130
Campbell Barracks		Army Active	Heidelberg	22	56,137	0	0	30	955,223	0	42	312.0	850	531	479
Coleman Barracks		Army Active	Mannheim	78	275,854	0	0	139	1,598,939	0	583	622.5	1,624	68	293
Conn Barracks		Army Active	Schweinfurt	180	726,425	0	0	50	1,320,966	0	502	588.2	1,811	0	217
Crestview Hsg Area		Army Active	Wiesbaden	0	0	0	0	64	1,106,432	0	33	175.9	0	0	0

* US Locations that do not meet criteria of at least ten (10) Acres AND at least \$10M PRV. US Territories and Non-US Locations that do not meet criteria of at least ten (10) Acres OR at least \$10M PRV.

DEPARTMENT OF DEFENSE - Army
Base Structure Report - As of 30 Sept 2009

SITE	BRAC 2005	COMPONENT	NAME NEAREST CITY	BUILDINGS						ACRES OWNED	TOTAL ACRES	PRV (\$M)	MIL	CIV	OTHER
				OWNED		LEASED		OTHER							
				COUNT	SQFT	COUNT	SQFT	COUNT	SQFT						
Daenner Kaserne		Army Active	Kaiserlautern	21	31,768	0	0	29	427,847	0	31	107.6	332	68	475
Darmstadt Training Center		Army Active	Darmstadt	15	59,965	0	0	5	43,897	0	125	37.7	44	92	160
Dexheim Family Housing		Army Active	Dexheim	41	197,054	0	0	14	266,085	0	32	91.1	0	0	0
East Camp Grafenwoehr		Army Active	Hof	411	2,044,470	0	0	602	3,556,835	0	2,698	1,731.8	4,164	363	2,532
Echterdingen Airfield		Army Active	Stuttgart	9	22,898	0	0	16	161,505	0	54	62.8	57	22	73
Egelsbach Transmitter Fac		Army Active	Langen	1	2,299	0	0	5	6,762	0	76	4.5	0	0	0
Finthen Airfield		Army Active	Mainz	19	11,179	0	0	1	855	0	107	8.0	0	0	0
Fintherlandstr Family Housing		Army Active	Mainz	0	0	0	0	18	190,855	0	9	30.6	0	0	0
Flynn FH & Training Areas		Army Active	Bamberg	93	248,908	0	0	62	1,392,967	0	2,619	338.8	0	0	117
Freihoelser Tng Area		Army Active	Amberg	11	11,422	0	0	0	0	0	339	12.7	0	0	0
Friedrichsfeld QM Service Ctr		Army Active	Mannheim	12	12,274	0	0	6	228,300	0	39	62.8	0	1	138
Friedrichsfeld Storage Area		Army Active	Mannheim	3	470	0	0	3	61,178	0	17	10.8	0	0	0
Funari Barracks		Army Active	Mannheim	10	35,547	0	0	15	308,513	0	27	90.9	24	184	164
Garmisch Family Housing		Army Active	Garmisch	5	2,448	0	0	20	345,004	0	83	73.6	0	0	134
Garmisch Golf Course		Army Active	Garmisch	8	8,141	0	0	1	3,321	0	72	7.1	0	0	0
General Abrams Hotel And Disp		Army Active	Garmisch	0	0	0	0	11	217,831	0	11	57.8	0	0	0
Germersheim Army Depot		Army Active	Germersheim	122	1,443,796	0	0	23	467,377	0	454	493.9	16	2	592
Giessen General Depot		Army Active	Giessen	14	28,103	0	0	32	1,335,641	0	18	280.8	0	1	400
Grafenwoehr		Army Active	Grafenwoehr	0	0	1,522	4,571,950	0	0	0	165	609.9	15	0	0
Grafenwoehr Training Area		Army Active	Grafenwoehr	556	375,998	0	0	12	11,852	0	51,676	450.4	4	0	1
Gruenstadt AAFES Fac		Army Active	Gruenstadt	9	50,006	0	0	13	321,923	0	18	100.3	0	0	350
Hainerberg Housing and Shop Ctr		Army Active	Wiesbaden	21	91,121	0	0	93	2,338,364	0	165	464.9	0	0	672
Hammonds Barracks		Army Active	Seckenheim	1	229	0	0	9	254,771	0	17	71.5	36	193	209
Hausberg Ski Area		Army Active	Garmisch	2	8,461	0	0	0	0	17	31	1.1	0	0	0
Heidelberg Army Heliport		Army Active	Heidelberg	12	17,235	0	0	8	49,601	0	45	43.0	33	1	60
Heidelberg Community Sup Ctr		Army Active	Heidelberg	23	57,802	0	0	13	362,806	0	27	98.4	16	51	503
Heidelberg Golf Course		Army Active	Heidelberg	9	14,878	0	0	0	0	0	125	12.9	0	0	27
Heidelberg Hospital		Army Active	Heidelberg	8	2,575	0	0	24	515,664	0	23	245.9	684	243	238
Hill 365 Radio Relay Fac		Army Active	Kaiserlautern	4	814	0	0	1	3,948	0	17	2.7	0	0	0
Hohenfels		Army Active	Hohenfels	0	0	507	1,256,472	0	0	0	0	172.5	6	1	0
Hohenfels Training Area		Army Active	Hohenfels	665	1,532,320	1	151	367	1,812,306	0	40,023	1,173.5	1,360	221	1,254
Hoppstaedten Waterworks		Army Active	Baumholder	2	3,085	0	0	2	21,854	0	27	42.4	0	0	0
Husterhoehe Kaserne		Army Active	Pirmasens	40	499,373	0	0	25	532,806	0	131	209.0	30	42	610
Illesheim Leased		Army Active	Illesheim	0	0	78	213,211	0	0	0	1	31.3	7	0	0
Kaiserslautern		Army Active	Kaiserslautern	1	44,485	0	0	0	0	0	465	18.7	65	42	54
Kaiserslautern Army Depot		Army Active	Kaiserslautern	100	713,211	0	0	63	943,874	0	635	395.3	5	63	820
Kaiserslautern Equip Spt Ctr		Army Active	Kaiserslautern	21	36,371	0	0	19	180,775	0	51	50.3	8	1	23
Kastel Housing Area		Army Active	Wiesbaden	6	16,493	0	0	11	373,960	0	28	82.2	0	0	18
Katterbach Kaserne		Army Active	Ansbach	47	196,841	0	0	102	2,530,624	0	439	730.5	1,230	46	374
Kefurt & Craig Village Family Housing		Army Active	Stuttgart	1	921	0	0	40	1,044,216	0	38	179.4	0	1	39

* US Locations that do not meet criteria of at least ten (10) Acres AND at least \$10M PRV. US Territories and Non-US Locations that do not meet criteria of at least ten (10) Acres OR at least \$10M PRV.

DEPARTMENT OF DEFENSE - Army
Base Structure Report - As of 30 Sept 2009

SITE	BRAC 2005	NAME COMPONENT	NAME NEAREST CITY	BUILDINGS						ACRES OWNED	TOTAL ACRES	PRV (\$M)	MIL	CIV	OTHER
				OWNED		LEASED		OTHER							
				COUNT	SQFT	COUNT	SQFT	COUNT	SQFT						
Kelley Barracks (GE44F)		Army Active	Stuttgart	25	98,719	0	0	26	733,091	6	72	225.6	246	421	676
Kilbourne Kaserne		Army Active	Heidelberg	8	10,576	0	0	17	87,076	0	13	30.2	49	53	79
Kleber Kaserne		Army Active	Kaiserlautern	49	277,750	0	0	31	784,366	0	77	284.6	584	194	1,092
Kornwestheim Golf Course		Army Active	Kornwestheim	5	27,918	0	0	1	435	0	320	13.1	0	1	32
Lampertheim Training Area		Army Active	Lampertheim	4	722	0	0	1	864	0	4,192	28.3	0	0	0
Landstuhl Heliport		Army Active	Landstuhl	32	81,343	0	0	3	372	0	113	46.6	157	29	54
Landstuhl Hospital		Army Active	Landstuhl	71	226,941	0	0	77	1,558,822	0	165	763.2	812	441	499
Ledward Barracks		Army Active	Schweinfurt	148	249,821	0	0	54	1,387,708	0	161	452.2	1,770	160	921
Mainz		Army Active	Mainz	0	0	1	1,967	0	0	0	120	0.5	0	0	0
Mainz-Kastel Station		Army Active	Wiesbaden	9	26,639	0	0	29	764,831	0	58	178.9	78	28	585
Mannheim Class III Point		Army Active	Mannheim	5	13,309	0	0	6	14,125	0	28	19.0	0	0	14
Mark Twain Village Family Housing		Army Active	Heidelberg	9	35,147	0	0	69	2,019,728	0	75	421.6	184	226	365
McCully Barracks		Army Active	Wackernheim	22	249,983	0	0	38	360,876	0	74	181.0	14	0	15
Miesau Ammo Depot		Army Active	Miesau	112	834,632	0	0	504	1,543,220	0	2,326	758.7	403	81	319
Moehringen Family Housing		Army Active	Stuttgart	0	0	0	0	31	390,599	0	32	61.7	0	1	0
Nathan Hale Qm Area		Army Active	Darmstadt	18	58,407	0	0	27	369,185	0	39	94.9	17	0	59
Neubruecke Hospital		Army Active	Baumholder	6	32,554	0	0	20	297,814	0	57	101.1	0	0	6
Oberammergau NATO School		Army Active	Garmisch	3	1,827	0	0	4	43,010	0	0	13.7	15	4	101
Oberdachstetten Training Area		Army Active	Ansbach	21	24,202	0	0	74	274,163	0	876	102.9	0	0	0
Oftersheim Small Arms Range		Army Active	Heidelberg	5	3,707	0	0	3	9,551	0	35	7.1	0	2	4
Panzer Kaserne (GE642)		Army Active	Kaiserlautern	2	834	0	0	10	303,644	0	19	83.1	533	260	191
Panzer Kaserne (GE643)		Army Active	Stuttgart	20	95,297	0	0	39	1,267,104	2	90	367.3	665	130	775
Patch Barracks		Army Active	Stuttgart	34	324,256	0	0	41	1,204,747	1	110	439.5	747	386	1,457
Patrick Henry Village Family Housing		Army Active	Heidelberg	52	433,599	0	0	191	2,911,559	0	250	694.0	21	30	739
Patton Barracks		Army Active	Heidelberg	29	85,417	0	0	27	659,033	0	37	198.7	713	237	413
Pfeffelbach Waterworks		Army Active	Pfeffelbach	1	78	0	0	2	16,896	0	58	18.1	0	0	0
Pulaski Barracks		Army Active	Kaiserlautern	34	67,353	0	0	35	214,114	0	131	86.9	115	68	223
Rheinblick Rec Annex		Army Active	Wiesbaden	3	13,792	0	0	2	14,052	0	172	12.5	0	0	39
Rheindahlen		Army Active	Rheindahlem	0	0	1	2,500	28	62,186	0	0	10.8	31	0	3
Rhine Ordnance Barracks		Army Active	Kaiserlautern	104	443,395	0	0	876	1,964,471	0	3,037	835.2	960	21	273
Robinson Barracks		Army Active	Stuttgart	4	81,241	0	0	4	19,180	1	24	25.5	1	4	73
Robinson-Grenadier Family Housing		Army Active	Stuttgart	2	515	0	0	57	1,412,418	0	128	254.4	0	0	33
Rottershausen Ammo Stor Area		Army Active	Schweinfurt	5	9,520	0	0	25	47,775	0	186	10.6	0	0	0
Sambach AFN Fac		Army Active	Sembach AB	0	0	0	0	3	1,999	0	10	0.9	0	0	0
Schweinfurt		Army Active	Schweinfurt	0	0	105	621,895	0	0	0	0	88.8	5	0	0
Schweinfurt Training Areas		Army Active	Schweinfurt	83	79,047	0	0	6	12,606	0	10,803	37.3	0	6	22
Schwetzingen Training Area		Army Active	Schwetzingen	1	343	0	0	0	0	0	277	0.9	0	0	0
Sheridan Barracks		Army Active	Garmisch	3	301,799	0	0	11	401,133	0	29	171.6	30	0	684
Shipton Kaserne		Army Active	Ansbach	24	22,303	0	0	27	262,879	0	386	105.5	766	2	9
Smith Barracks		Army Active	Baumholder	180	643,262	0	0	204	3,135,637	0	1,018	1,192.4	4,156	131	993

* US Locations that do not meet criteria of at least ten (10) Acres AND at least \$10M PRV. US Territories and Non-US Locations that do not meet criteria of at least ten (10) Acres OR at least \$10M PRV.

DEPARTMENT OF DEFENSE - Army
Base Structure Report - As of 30 Sept 2009

SITE	BRAC 2005	COMPONENT	NAME NEAREST CITY	BUILDINGS						ACRES OWNED	TOTAL ACRES	PRV (\$M)	MIL	CIV	OTHER
				OWNED		LEASED		OTHER							
				COUNT	SQFT	COUNT	SQFT	COUNT	SQFT						
South Camp Vilseck		Army Active	Vilseck	879	4,454,828	0	0	138	1,333,233	0	2,193	1,451.2	4,496	295	1,329
Spinelli Barracks		Army Active	Mannheim	33	21,371	0	0	71	1,506,049	0	198	340.3	140	12	138
Stem Kaserne		Army Active	Seckenheim	2	11,980	0	0	13	60,683	0	10	18.3	14	0	31
Steuben & Weicht Vil Family Housing		Army Active	Stuttgart	2	782	0	0	54	555,685	0	48	92.0	0	1	0
Storck Barracks		Army Active	Illesheim	34	60,893	0	0	96	1,872,650	0	441	537.8	935	39	268
Stuttgart Dependent School		Army Active	Stuttgart	1	301	0	0	4	167,796	0	11	48.9	0	1	85
Sullivan Barracks		Army Active	Mannheim	25	219,440	0	0	50	928,980	0	111	306.0	671	27	533
Sulzheim Training Area		Army Active	Schweinfurt	1	182	0	0	1	190	0	145	9.9	0	0	0
Taylor Barracks		Army Active	Mannheim	72	202,308	0	0	25	654,488	0	113	247.2	383	104	419
Tompkins Barracks		Army Active	Schwetzingen	28	67,272	0	0	31	606,729	0	88	204.3	374	49	138
Vilseck		Army Active	Vilseck	0	0	134	671,352	0	0	0	31	96.0	58	0	0
Wackernhm-Schwabenwaeldchen TA		Army Active	Wackernheim	3	1,719	0	0	7	3,886	0	23	3.0	0	0	0
Warner Barracks		Army Active	Bamberg	176	290,286	0	0	121	2,583,068	0	209	813.4	3,048	140	1,003
Warner Barracks Family Housing		Army Active	Bamberg	4	746	0	0	13	337,013	0	13	61.3	0	0	0
Weilimdorf Warehouse		Army Active	Stuttgart	0	0	0	0	2	61,758	0	4	12.0	0	0	1
Weisskirchen AFN Trans Fac		Army Active	Weisskirchen	0	0	0	0	6	13,519	0	19	35.4	0	0	0
Wetzel Family Housing		Army Active	Baumholder	7	31,098	0	0	35	1,230,185	0	132	215.1	0	0	50
Wetzel Kaserne		Army Active	Baumholder	14	93,900	0	0	8	94,670	0	215	67.4	0	2	111
Wiesbaden Army Airfield		Army Active	Wiesbaden	57	333,472	0	0	117	2,054,627	0	638	727.7	2,528	424	974
Wiesbaden Small Arms Range		Army Active	Wiesbaden	3	6,419	0	0	7	8,398	0	26	5.0	0	0	10
* OTHER SITE(S) : 42				36	71,698	33	103,654	44	338,619	2	102	150.4	787	24	68
Germany Total:				5,332	20,306,232	2,532	8,104,677	6,072	77,255,568	32	135,421	27,164.7	39,253	6,870	29,403
Italy															
Camp Darby		Army Active	Tirrenia	143	620,552	0	0	0	0	0	159	284.6	73	82	494
Camp Ederle		Army Active	Vicenza	204	1,383,275	12	101,481	38	407,257	0	147	852.3	2,517	350	1,513
Coltano Troposcatter Site		Army Active	Coltano	9	44,496	0	0	0	0	0	289	24.6	0	0	0
Dal Molin Airfield		Army Active	Vicenza	0	0	0	0	9	233,488	0	153	71.6	4	6	74
Livorno		Army Active	Livorno	0	0	71	250,037	0	0	0	0	47.7	0	0	0
Livorno Supply and Maint Area		Army Active	Livorno	127	1,239,658	0	0	0	0	0	277	351.8	20	13	221
Livorno Training Area		Army Active	Livorno	5	5,727	0	0	0	0	0	50	6.7	0	0	0
Longare Communications Site		Army Active	Vicenza	5	7,071	0	0	28	86,169	0	52	48.2	157	0	17
Pisa Ammo Storage Area		Army Active	Pisa	222	514,141	0	0	0	0	0	2,093	273.8	2	20	2
Vicenza		Army Active	Vicenza	2	3,973	126	1,007,425	3	9,902	0	5	220.6	0	0	0
Vicenza Basic Load Storage Area		Army Active	Vicenza	15	28,676	0	0	0	0	0	34	15.6	1	6	4
Vicenza Family Housing		Army Active	Vicenza	217	417,487	0	0	1	2,793	0	82	100.9	0	0	59
* OTHER SITE(S) : 3				11	5,137	0	0	0	0	0	5	2.4	0	0	0
Italy Total:				960	4,270,193	209	1,358,943	79	739,609	0	3,346	2,300.8	2,774	477	2,384

* US Locations that do not meet criteria of at least ten (10) Acres AND at least \$10M PRV. US Territories and Non-US Locations that do not meet criteria of at least ten (10) Acres OR at least \$10M PRV.

DEPARTMENT OF DEFENSE - Army
Base Structure Report - As of 30 Sept 2009

SITE	BRAC 2005	COMPONENT	NAME NEAREST CITY	BUILDINGS						ACRES OWNED	TOTAL ACRES	PRV (\$M)	MIL	CIV	OTHER
				OWNED		LEASED		OTHER							
				COUNT	SQFT	COUNT	SQFT	COUNT	SQFT						
Japan															
Akasaka Press Center		Army Active	Tokyo	2	160	0	0	5	162,027	0	8	49.5	8	7	236
Akizuki Ammunition Depot		Army Active	Akizuki	14	6,719	0	0	52	420,456	0	138	197.9	0	3	120
Camp Zama		Army Active	Sagamihara	144	571,185	0	0	213	2,366,665	0	578	1,162.4	611	506	2,426
Hiro Ammunition Depot		Army Active	Kure	6	7,945	0	0	8	108,255	0	88	48.2	0	0	32
Kachin Hanto Area		Army Active	Gushikawa	14	3,202	0	0	6	9,767	0	32	46.4	0	0	0
Kawakami Ammunition Depot		Army Active	Higashi-Hiroshima	69	128,662	0	0	49	230,275	0	644	187.8	0	3	136
Kure Pier 6		Army Active	Kure	8	4,047	0	0	9	61,898	0	4	29.8	13	4	83
Naha Port		Army Active	Naha Okinawa	38	346,046	0	0	3	14,425	0	139	184.0	7	12	117
POL Facilities		Army Active	Chatan Okinawa	41	31,141	0	0	87	52,317	50	399	203.2	0	0	81
Sagami General Depot		Army Active	Sagamihara	132	85,158	0	0	135	3,048,505	0	528	890.9	108	30	708
Sagamihara FH Area		Army Active	Sagamihara	424	113,396	0	0	239	959,560	0	149	396.7	2	2	217
Shariki Communication Site		Army Active	Zama	0	0	0	0	0	0	0	33	1.2	3	0	108
Torii Station		Army Active	Sobe Okinawa	218	1,034,388	0	0	28	386,021	514	992	575.1	718	58	694
Yokohama North Dock		Army Active	Yokohama	16	12,437	0	0	66	577,587	0	121	265.8	15	12	228
* OTHER SITE(S) : 1				0	0	0	0	0	0	0	2	0.1	0	0	0
Japan Total:				1,126	2,344,486	0	0	900	8,397,758	564	3,855	4,239.1	1,485	637	5,186
Luxembourg															
Sanem Site		Army Active	Luxembourg	0	0	0	0	29	995,591	0	97	137.8	0	0	0
Luxembourg Total:				0	0	0	0	29	995,591	0	97	137.8	0	0	0
Marshall Islands															
US Army Kwajalein Atoll		Army Active	Majuro Atoll	740	3,201,471	0	0	0	0	0	1,361	2,524.6	23	208	2,225
Marshall Islands Total:				740	3,201,471	0	0	0	0	0	1,361	2,524.6	23	208	2,225
Netherlands															
Hendrik Mine		Army Active	Brunssum	1	2,152	0	0	10	642,335	0	0	114.0	239	10	172
Rotterdam Admin Facility		Army Active	Rotterdam	0	0	2	81,877	0	0	0	2	19.1	63	42	128
Schinnen		Army Active	Schinnen	0	0	144	245,579	0	0	0	0	38.6	0	0	0
Schinnen Emma Mine		Army Active	Schinnen	36	88,241	14	142,975	0	0	0	24	62.8	43	61	361
* OTHER SITE(S) : 2				0	0	13	19,954	0	0	0	0	3.2	0	0	0
Netherlands Total:				37	90,393	173	490,385	10	642,335	0	26	237.7	345	113	661
South Korea															
Bayonet Training Area		Army Active	Tong Du Chon	0	0	0	0	0	0	0	248	0	0	0	0
Camp Ames		Army Active	Camp Ames	9	19,158	0	0	0	0	0	20	6.4	0	0	0
Camp Carroll		Army Active	Waegwan	259	2,384,636	0	0	53	935,709	0	495	830.7	1,499	135	2,097
Camp Casey		Army Active	Camp Casey	578	4,092,767	0	0	2	9,468	2	2,830	1,273.0	5,187	46	2,687
Camp Castle		Army Active	Tong Du Chon	47	328,918	0	0	0	0	1	51	94.7	78	0	368

* US Locations that do not meet criteria of at least ten (10) Acres AND at least \$10M PRV. US Territories and Non-US Locations that do not meet criteria of at least ten (10) Acres OR at least \$10M PRV.

DEPARTMENT OF DEFENSE - Army
Base Structure Report - As of 30 Sept 2009

SITE	BRAC 2005	NAME NEAREST CITY	BUILDINGS						ACRES OWNED	TOTAL ACRES	PRV (\$M)	MIL	CIV	OTHER
			OWNED		LEASED		OTHER							
			COUNT	SQFT	COUNT	SQFT	COUNT	SQFT						
Camp Eagle	Army Active	Wonju	53	445,360	0	0	0	0	0	113	162.9	3	5	97
Camp Henry	Army Active	Taegu	100	513,648	150	238,350	34	206,993	1	59	238.6	537	245	1,372
Camp Henry (Brooklyn Hill)	Army Active	Yongsan	11	7,945	0	0	0	0	0	34	3.9	0	0	0
Camp Henry (Dartboard Site)	Army Active	Taegu	2	1,672	0	0	0	0	0	10	2.0	0	0	0
Camp Henry (Pier #8)	Army Active	Pusan	4	7,759	0	0	6	94,582	0	11	37.0	8	1	101
Camp Hialeah	Army Active	Pusan	302	892,251	0	0	24	53,561	1	133	261.4	0	0	0
Camp Hovey	Army Active	Camp Hovey	166	1,606,503	0	0	1	25,696	0	3,473	473.0	549	2	220
Camp Humphreys	Army Active	Camp Humphreys	484	5,313,065	0	0	8	36,020	0	1,435	1,697.6	3,536	169	2,808
Camp Humphreys (High Point)	Army Active	Chechon	3	2,122	0	0	0	0	0	11	1.8	0	0	0
Camp Humphreys (Richmond)	Army Active	Taejon	2	564	0	0	0	0	0	14	1.5	0	0	0
Camp Jackson	Army Active	Uijong Bu	47	179,024	0	0	0	0	0	406	48.4	174	0	350
Camp Kwangsa Ri	Army Active	Yongju	15	35,750	0	0	4	8,000	0	31	13.1	0	0	0
Camp Long	Army Active	Wonju	118	307,724	0	0	8	13,007	0	86	107.7	62	10	261
Camp Market	Army Active	Inchon	68	606,883	0	0	39	588,090	0	119	230.6	4	5	400
Camp Red Cloud	Army Active	Uijong Bu	260	1,403,129	0	0	0	0	0	208	420.3	998	105	1,254
Camp Red Cloud (Bullseye 01)	Army Active	Yongchon	96	268,812	0	0	0	0	0	2,457	90.9	0	0	8
Camp Red Cloud (Bullseye 02)	Army Active	Paju	0	0	0	0	0	0	0	255	0.7	0	0	0
Camp Stanley	Army Active	Uijong Bu	287	1,603,957	0	0	0	0	0	605	468.6	961	5	376
Camp Walker	Army Active	Taegu	226	1,171,610	0	0	0	0	1	195	334.2	567	79	785
Camp Yongin	Army Active	Suwon	6	44,616	0	0	3	9,240	0	8	17.4	30	0	19
Chang San	Army Active	Pusan	13	12,838	0	0	0	0	2	26	5.1	0	0	0
Far East Dist Engr	Army Active	Seoul	34	112,102	0	0	14	76,982	0	11	50.6	2	170	514
Gun Training Area	Army Active	Tong Du Chon	0	0	0	0	0	0	0	195	0	0	0	0
H220 Heliport	Army Active	Tong Du Chon	51	240,297	0	0	0	0	0	52	67.3	0	1	251
K-16 AB	Army Active	Songnam	54	367,778	1	140,657	18	268,539	0	205	243.6	730	3	395
Kamaksan ASA	Army Active	Tong Du Chon	5	5,286	0	0	0	0	0	49	2.6	0	0	10
Kunsan POL Terminal Site	Army Active	Kunsan	3	5,728	0	0	0	0	0	17	5.5	0	0	0
Madison Site	Army Active	Suwon	12	8,652	0	0	0	0	0	22	6.4	0	0	0
Masan Ammunition Depot	Army Active	Masan	17	57,265	0	0	0	0	0	464	21.1	0	2	5
Niblo Barracks	Army Active	Seoul	11	28,505	0	0	2	6,345	0	7	13.1	38	8	35
Pusan Storage Facility	Army Active	Pusan	58	391,616	0	0	7	14,406	0	66	107.3	5	5	177
Pyongtaek Cpx Area	Army Active	Pyong Taek	4	4,432	0	0	0	0	0	103	7.7	0	0	0
Shinbuk Relay	Army Active	Pochon	4	4,992	0	0	0	0	0	13	7.1	0	0	0
Sungnam Golf Course	Army Active	Songnam	3	1,905	0	0	10	60,983	0	230	26.4	0	0	98
Swiss and Swed Camp Mac HQ	Army Active	Munsan	24	31,781	0	0	0	0	0	0	10.5	0	0	4
Tango	Army Active	Songnam	25	182,532	0	0	6	77,561	0	241	83.6	0	0	0
Watkins Range	Army Active	Tong Du Chon	0	0	0	0	0	0	0	13	0	0	0	0
Yong Pyong	Army Active	Yongpyong	75	188,377	0	0	0	0	0	3,347	79.4	2	1	133
Yongsan Garrison	Army Active	Seoul	750	4,893,139	50	1,337,456	196	1,100,566	0	625	1,934.1	3,820	853	6,980
* OTHER SITE(S) : 15			66	97,139	0	0	8	67,648	6	49	45.6	97	2	61

* US Locations that do not meet criteria of at least ten (10) Acres AND at least \$10M PRV. US Territories and Non-US Locations that do not meet criteria of at least ten (10) Acres OR at least \$10M PRV.

DEPARTMENT OF DEFENSE - Army
Base Structure Report - As of 30 Sept 2009

SITE	BRAC 2005	COMPONENT	NAME NEAREST CITY	BUILDINGS						ACRES OWNED	TOTAL ACRES	PRV (\$M)	MIL	CIV	OTHER
				OWNED		LEASED		OTHER							
				COUNT	SQFT	COUNT	SQFT	COUNT	SQFT						
			South Korea Total:	4,352	27,872,237	201	1,716,463	443	3,653,396	14	19,042	9,533.4	18,887	1,852	21,866
			Overseas Total:	12,623	58,554,507	3,156	12,326,717	7,652	92,758,195	626	164,226	46,795.3	63,766	10,558	63,539
			Worldwide Totals By Reporting Component:	90,917	686,441,958	4,886	22,160,250	49,004	240,147,259	11,812,730	14,101,026	289,827.2	815,803	173,031	356,185

* US Locations that do not meet criteria of at least ten (10) Acres AND at least \$10M PRV. US Territories and Non-US Locations that do not meet criteria of at least ten (10) Acres OR at least \$10M PRV.

DEPARTMENT OF DEFENSE - Navy
Base Structure Report - As of 30 Sept 2009

SITE	BRAC 2005	COMPONENT	NAME NEAREST CITY	BUILDINGS						ACRES OWNED	TOTAL ACRES	PRV (\$M)	MIL	CIV	OTHER
				OWNED		LEASED		OTHER							
				COUNT	SQFT	COUNT	SQFT	COUNT	SQFT						
Alabama															
Barin Field		Navy Active	Foley	7	16,054	0	0	0	0	763	818	42.2	0	0	0
NOLF Brewton		Navy Active	Brewton	0	0	2	1,070	0	0	0	653	40.4	0	0	0
NOLF Evergreen		Navy Active	Evergreen	0	0	2	7,746	0	0	132	440	27.4	0	0	0
NOLF Silverhill		Navy Active	Daphne	2	1,443	0	0	0	0	400	400	30.5	0	0	0
NOLF Summerdale		Navy Active	Summerdale	1	1,008	0	0	0	0	565	565	31.8	0	0	0
NOLF Wolf		Navy Active	Summerdale	1	240	0	0	0	0	422	422	33.9	0	0	0
NOSC-MCRC Bessemer AI		Navy Reserve	Bessemer	9	62,567	0	0	0	0	16	16	14.0	327	1	0
* OTHER SITE(S) : 7				26	68,106	0	0	0	0	1	119	15.8	346	0	0
Alabama Total:				46	149,418	4	8,816	0	0	2,299	3,433	236.0	673	1	0
Alaska															
Back Island		Navy Active	Ketchikan	4	22,040	0	0	0	0	0	15	90.8	0	0	0
NARL Barrow Camp Tr1		Navy Active	Barrow	4	34,052	0	0	0	0	688	688	47.2	0	0	0
* OTHER SITE(S) : 2				2	29,804	1	1,500	1	40,000	5,624	5,624	21.9	85	1	0
Alaska Total:				10	85,896	1	1,500	1	40,000	6,312	6,327	159.9	85	1	0
Arizona															
* OTHER SITE(S) : 3				19	104,969	0	0	0	0	287	310	29.4	1,505	3	0
Arizona Total:				19	104,969	0	0	0	0	287	310	29.4	1,505	3	0
California															
CSO Hunters Point Annex		Navy Active	San Francisco	155	2,778,988	0	0	0	0	922	922	1,992.8	0	0	0
CSO NAS Alameda		Navy Active	Alameda	337	5,255,623	0	0	0	0	2,559	2,718	2,620.3	0	0	0
CSO NS Treasure Island		Navy Active	San Francisco	132	1,806,684	1	30,000	0	0	1,139	1,141	978.1	0	0	0
CSO NSY Long Beach		Navy Active	Long Beach	23	667,535	0	0	0	0	390	396	254.1	0	0	0
CSO NSY Mare Island		Navy Active	Vallejo	102	907,916	0	0	0	0	860	860	958.1	0	0	0
CSO PWC San Francisco DoD Hsg-Novato		Navy Active	Novato	6	67,406	0	0	0	0	15	15	15.6	0	0	0
Estero Bay Fuel Complex	R	Navy Active	Morro Bay	6	1,840	0	0	0	0	175	175	125.3	0	0	0
Former NAVPHIBASE Coronado		Navy Active	Coronado	159	1,750,814	0	0	166	790,366	760	762	1,124.0	427	20	0
Holtville Carrier LS		Navy Active	El Centro	0	0	0	0	0	0	110	110	24.7	0	0	0
Laguna Peak CA	R	Navy Active	Point Mugu	9	13,353	0	0	0	0	39	39	13.8	0	0	0
Long Beach Fuel Complex		Navy Active	Long Beach	5	5,711	0	0	0	0	11	11	44.7	0	0	0
Long Beach Golf Course		Navy Active	Los Alamitos	2	27,380	0	0	10	18,307	0	254	21.7	0	0	0
NAF El Centro		Navy Active	El Centro	192	911,771	0	0	58	145,657	1,636	1,711	680.2	671	81	0
NAS Lemoore		Navy Active	Lemoore NAS	250	3,087,980	0	0	915	3,024,283	29,823	29,823	2,434.7	3,938	472	0
Naval Medical Center San Diego		Navy Active	San Diego	26	1,584,788	0	0	0	0	76	76	797.3	3,823	1,984	0
NAVBASE Ventura City Point Mugu	R	Navy Active	Point Mugu	510	3,362,946	0	0	357	671,621	4,484	4,484	1,851.4	1,392	1,537	0

* US Locations that do not meet criteria of at least ten (10) Acres AND at least \$10M PRV. US Territories and Non-US Locations that do not meet criteria of at least ten (10) Acres OR at least \$10M PRV.

DEPARTMENT OF DEFENSE - Navy
Base Structure Report - As of 30 Sept 2009

SITE	BRAC 2005	COMPONENT	NAME NEAREST CITY	BUILDINGS						ACRES OWNED	TOTAL ACRES	PRV (\$M)	MIL	CIV	OTHER
				OWNED		LEASED		OTHER							
				COUNT	SQFT	COUNT	SQFT	COUNT	SQFT						
NAVPHIBASE Seal Side		Navy Active	Coronado	31	460,231	0	0	0	0	72	329	136.7	0	0	0
NAVPMOSSP Mtn View		Navy Active	Mountain View	10	785,777	0	0	0	0	343	343	230.9	0	0	0
NAVSUPPDET Monterey		Navy Active	Monterey	70	984,605	0	0	0	0	191	192	498.9	1,838	1,501	0
NAVSUPPDET Monterey Centerville Beach		Navy Active	Ferndale	76	196,147	0	0	0	0	49	51	58.9	0	0	0
NAVSUPPDET Monterey Dixon Transmitter Fac		Navy Active	Dixon	25	78,248	0	0	0	0	1,285	1,285	52.3	0	0	0
NAVSUPPDET Monterey La Mesa Village		Navy Active	Monterey	17	90,910	0	0	254	883,831	298	299	188.6	0	0	0
NAVSUPPDET Monterey Navy School Annex		Navy Active	Monterey	32	171,498	0	0	0	0	120	128	84.1	0	0	0
NAWS China Lake	A	Navy Active	China Lake	249	1,903,470	0	0	0	0	606,885	606,926	1,566.5	592	5,158	0
NAWS China LakeRandsburg Wash Area	A	Navy Active	Trona	41	156,538	0	0	0	0	186,994	187,117	90.2	0	0	0
NB Coronado		Navy Active	San Diego	601	7,705,542	0	0	0	0	2,803	2,804	3,972.3	14,337	3,308	0
NB Coronado Camp Morena		Navy Active	Jacumba	0	0	0	0	24	42,542	0	62	14.5	0	0	0
NB Coronado Clev NF Survival Tra		Navy Active	Warner Springs	44	45,709	0	0	0	0	0	6,106	15.3	0	4	0
NB Coronado Imperial Beach		Navy Active	Imperial Beach	81	721,881	0	0	0	0	1,267	1,274	314.6	0	0	0
NB Coronado Lofgren Terrace		Navy Active	Chula Vista	0	0	0	0	53	375,010	37	37	60.5	0	0	0
NB Coronado Silver Strand		Navy Active	Imperial Beach	9	74,038	0	0	0	0	549	549	32.8	0	0	0
NB Point Loma		Navy Active	San Diego	131	882,557	0	0	0	0	334	336	526.5	4,367	4,332	15
NB Point Loma Admiral Hartman Housing 1		Navy Active	San Diego	0	0	0	0	92	150,343	46	46	42.5	0	0	0
NB Point Loma Admiral Hartman Housing 2		Navy Active	San Diego	0	0	0	0	56	90,881	54	54	14.1	0	0	0
NB Point Loma Admiral Hartman Housing 3		Navy Active	San Diego	0	0	0	0	288	488,696	54	54	75.6	0	0	0
NB Point Loma C3F Complex		Navy Active	San Diego	14	272,439	0	0	0	0	91	91	116.4	0	0	0
NB Point Loma Chesterton Hsg		Navy Active	San Diego	1	6,863	0	0	435	810,605	144	144	148.1	0	0	0
NB Point Loma Fleet ASW		Navy Active	San Diego	39	907,699	0	0	0	0	66	66	360.7	0	195	0
NB Point Loma Fuel Farm		Navy Active	San Diego	63	83,502	0	0	0	0	206	206	201.6	0	0	0
NB Point Loma Old Town		Navy Active	San Diego	13	916,665	0	0	0	0	47	47	428.1	0	0	0
NB Point Loma SPAWARSCEN		Navy Active	San Diego	256	1,510,830	0	0	0	0	500	501	723.0	0	0	0
NB San Diego		Navy Active	San Diego	178	2,660,304	0	0	4	26,572	837	856	2,350.1	14,447	6,330	4
NB San Diego Bayview Hills Housing		Navy Active	San Diego	1	5,500	0	0	199	1,622,259	162	162	264.2	0	0	0
NB San Diego Broadway Complex		Navy Active	San Diego	8	768,797	0	0	0	0	20	22	192.8	0	0	0
NB San Diego Chollas Heights Hsg		Navy Active	San Diego	0	0	0	0	91	556,930	78	78	94.2	0	0	0
NB San Diego Dryside		Navy Active	San Diego	124	2,620,950	0	0	1	194,222	288	288	887.7	0	0	0
NB San Diego Eucalyptus Housing		Navy Active	San Diego	0	0	0	0	57	487,888	41	41	75.5	0	0	0
NB San Diego Home Terrace Condos		Navy Active	San Diego	0	0	0	0	27	126,482	10	10	20.6	0	0	0
NB San Diego Howard Gilmore		Navy Active	La Mesa	0	0	0	0	49	626,117	38	38	108.5	0	0	0

* US Locations that do not meet criteria of at least ten (10) Acres AND at least \$10M PRV. US Territories and Non-US Locations that do not meet criteria of at least ten (10) Acres OR at least \$10M PRV.

DEPARTMENT OF DEFENSE - Navy
Base Structure Report - As of 30 Sept 2009

SITE	BRAC 2005	COMPONENT	NAME NEAREST CITY	BUILDINGS						ACRES OWNED	TOTAL ACRES	PRV (\$M)	MIL	CIV	OTHER
				OWNED		LEASED		OTHER							
				COUNT	SQFT	COUNT	SQFT	COUNT	SQFT						
NB San Diego Mission Gorge		Navy Active	San Diego	15	28,606	0	0	0	0	448	448	29.5	0	0	0
NB San Diego Murphy Canyon		Navy Active	San Diego	4	30,360	0	0	1,087	4,454,900	733	733	814.7	0	0	0
NB San Diego National City		Navy Active	National City	2	208,516	0	0	0	0	56	56	39.4	0	0	0
NB San Diego Pomerado Terrace		Navy Active	San Diego	0	0	0	0	23	263,281	52	52	43.6	0	0	0
NB San Diego Terrace View Villas		Navy Active	San Diego	0	0	0	0	65	243,956	17	17	39.0	0	0	0
Norwalk Fuel Complex		Navy Active	Norwalk	1	676	0	0	0	0	17	18	33.2	0	0	0
NOSC Alameda		Navy Reserve	Alameda	5	88,374	0	0	0	0	15	15	26.2	691	3	0
NOSC LA		Navy Active	Los Angeles	7	131,548	0	0	0	0	0	23	38.1	665	0	0
NOSC LA N62103		Navy Active	Los Angeles	6	142,462	0	0	0	0	11	11	39.7	0	0	0
NOSC Sacramento		Navy Reserve	Sacramento	4	47,290	0	0	0	0	20	20	14.8	578	4	0
NS Long Beach		Navy Active	Long Beach	2	412	0	0	0	0	776	776	57.9	40	0	0
NWS Seal Beach		Navy Active	Seal Beach	301	1,914,307	0	0	38	453,117	5,023	5,023	888.3	333	391	0
NWS Seal Beach Corona		Navy Active	Norco	54	437,994	0	0	0	0	590	590	185.4	0	974	0
NWS Seal Beach Det Concord	R	Navy Active	Concord	337	1,503,937	0	0	0	0	4,472	5,206	674.7	0	0	0
NWS Seal Beach Fallbrook California		Navy Active	Fallbrook	269	1,053,481	0	0	7	13,953	8,851	8,851	472.7	0	37	0
Port Hueneme	R	Navy Active	Port Hueneme	415	4,893,856	47	375,248	196	725,084	1,793	1,793	2,034.5	3,452	2,936	0
San Clemente		Navy Active	San Clemente Nav Res I	204	495,183	0	0	0	0	36,206	36,206	344.1	0	0	0
San Nicolas Island	R	Navy Active	San Nicolas Island	142	398,541	0	0	0	0	13,370	13,370	382.9	0	0	0
San Pedro Fuel Depot		Navy Active	Los Angeles	27	33,888	0	0	0	0	269	272	184.7	0	0	0
Santa Cruz Island	R	Navy Active	Goleta	9	13,883	0	0	0	0	0	11	21.2	0	0	0
Skaggs Island		Navy Active	Skaggs Island	107	237,753	0	0	0	0	3,309	3,309	121.8	0	0	0
* OTHER SITE(S) : 118				1,263	4,794,816	3	54,813	454	1,853,253	334,287	391,571	2,584.4	1,356	28	0
California Total:				7,202	62,697,318	51	460,061	5,006	19,140,156	1,257,226	1,322,410	36,954.8	52,947	29,295	19
Colorado															
NOSC Denver		Navy Reserve	Lakewood	4	110,004	0	0	0	0	0	15	29.0	237	3	0
* OTHER SITE(S) : 1				0	0	0	0	1	18,172	0	2	4.3	1,540	0	0
Colorado Total:				4	110,004	0	0	1	18,172	0	17	33.3	1,777	3	0
Connecticut															
NAVSUBASE New London		Navy Active	Groton	239	2,658,117	0	0	14	23,187	686	687	1,425.1	8,421	840	0
NAVSUBASE New London Conning Towers		Navy Active	Groton	4	27,495	0	0	79	220,200	50	50	52.5	0	0	0
NAVSUBASE New London Dolphin Gardens		Navy Active	Groton	1	47,779	0	0	0	0	40	40	14.5	0	0	0
NAVSUBASE New London Nautilus Park 1st Inc		Navy Active	Groton	1	18,018	0	0	500	660,563	50	50	125.6	0	0	0
NAVSUBASE New London Nautilus Park 2nd Inc		Navy Active	Groton	0	0	0	0	263	647,714	142	142	114.7	0	0	0

* US Locations that do not meet criteria of at least ten (10) Acres AND at least \$10M PRV. US Territories and Non-US Locations that do not meet criteria of at least ten (10) Acres OR at least \$10M PRV.

DEPARTMENT OF DEFENSE - Navy
Base Structure Report - As of 30 Sept 2009

SITE	BRAC 2005	COMPONENT	NAME NEAREST CITY	BUILDINGS						ACRES OWNED	TOTAL ACRES	PRV (\$M)	MIL	CIV	OTHER
				OWNED		LEASED		OTHER							
				COUNT	SQFT	COUNT	SQFT	COUNT	SQFT						
NAVSUBASE New London Nautilus Park 3rd Inc		Navy Active	Groton	2	29,611	0	0	1	5,421	115	115	15.9	0	0	0
NAVSUBASE New London Polaris Park		Navy Active	Groton	23	26,254	0	0	68	373,001	52	52	65.9	0	0	0
NAVSUBASE New London Trident Park		Navy Active	Groton	1	400	0	0	154	605,514	85	86	100.9	0	0	0
NWIRP Bloomfield		Navy Active	Bloomfield	6	93,031	0	0	0	0	85	85	55.6	0	0	0
* OTHER SITE(S) : 4				8	46,663	0	0	0	0	42	65	16.5	288	2	0
Connecticut Total:				285	2,947,368	0	0	1,079	2,535,600	1,345	1,372	1,987.2	8,709	842	0
Delaware															
* OTHER SITE(S) : 2				2	38,461	0	0	0	0	8	8	10.8	283	1	0
Delaware Total:				2	38,461	0	0	0	0	8	8	10.8	283	1	0
District of Columbia															
Bellevue		Navy Active	Washington, DC	190	314,976	0	0	0	0	60	60	52.9	0	0	0
Naval Research Lab		Navy Active	Washington, DC	90	2,520,487	0	0	0	0	131	133	1,033.8	0	2,605	0
NDept Potomac Annex		Navy Active	Washington, DC	16	186,212	0	0	0	0	12	12	50.3	0	0	0
NS Anacostia		Navy Active	Washington, DC	61	1,058,960	0	0	0	0	299	351	497.6	2,751	467	0
NSA North Potomac		Navy Active	Washington, DC	36	174,686	0	0	0	0	72	72	70.2	0	11	0
NSA Washington		Navy Active	Washington, DC	83	3,216,736	0	0	1	12,304	78	78	1,119.9	7,293	10,602	1
* OTHER SITE(S) : 3				2	40,571	0	0	0	0	1	9	19.3	1	308	0
District of Columbia Total:				478	7,512,629	0	0	1	12,304	654	715	2,844.0	10,045	13,993	1
Florida															
Corry Station		Navy Active	Pensacola	113	1,775,291	0	0	100	267,610	673	674	588.7	39	1	0
CSO NAS Cecil Field FL		Navy Active	Cecil Field	32	246,168	0	0	0	0	415	415	521.6	0	0	0
CSO NTC Orlando NTC Annex		Navy Active	Orlando	100	690,966	0	0	0	0	704	704	170.5	0	0	0
Dania Beach (Lauderdale)		Navy Active	Dania	12	30,739	0	0	0	0	0	10	14.4	0	0	0
NAS Jacksonville		Navy Active	Jacksonville	480	7,208,341	2	90,000	175	512,323	3,842	3,881	2,807.9	7,899	7,320	8
NAS Jacksonville - Yellow Water Housing		Navy Active	Jacksonville	4	6,193	0	0	40	260,240	254	254	43.5	0	0	0
NAS Key West		Navy Active	Stock Island	126	723,800	0	0	3	3,216	3,977	4,734	642.6	1,160	0	0
NAS Key West Dredgers Key- Sigsbee		Navy Active	Key West	44	313,942	0	0	237	951,634	352	352	296.6	0	0	0
NAS Key West Fleming Key Magazine		Navy Active	Key West	31	53,348	0	0	0	0	322	323	38.7	0	0	0
NAS Key West Peary Court		Navy Active	Key West	1	8,198	0	0	49	215,266	28	28	44.8	0	0	0
NAS Key West Truman Annex		Navy Active	Key West	38	349,852	0	0	38	114,832	159	233	231.2	0	144	0
NAS Key West Trumbo Point Annex		Navy Active	Key West	23	209,810	0	0	65	195,223	129	137	266.8	0	0	0

* US Locations that do not meet criteria of at least ten (10) Acres AND at least \$10M PRV. US Territories and Non-US Locations that do not meet criteria of at least ten (10) Acres OR at least \$10M PRV.

DEPARTMENT OF DEFENSE - Navy
Base Structure Report - As of 30 Sept 2009

SITE	BRAC 2005	COMPONENT	NAME NEAREST CITY	BUILDINGS						ACRES OWNED	TOTAL ACRES	PRV (\$M)	MIL	CIV	OTHER
				OWNED		LEASED		OTHER							
				COUNT	SQFT	COUNT	SQFT	COUNT	SQFT						
NAS Pensacola		Navy Active	Pensacola	396	6,421,211	0	0	138	641,678	5,540	5,761	2,373.9	10,798	2,140	0
NAS Pensacola Mariner Housing		Navy Active	Pensacola	0	0	300	354,732	0	0	0	147	49.4	0	0	0
NAS Whiting Field Milton		Navy Active	Milton	131	1,023,580	0	0	0	0	3,533	3,914	646.0	26	88	0
Naval Hospital Key West		Navy Active	Key West	4	16,739	0	0	6	9,239	15	15	44.8	0	0	0
NOLF Choctaw		Navy Active	Navarre	5	15,132	0	0	0	0	0	1,450	96.1	0	0	0
NOLF Holley		Navy Active	Navarre	1	1,024	0	0	0	0	698	698	40.2	0	0	0
NOLF Santa Rosa		Navy Active	Milton	2	1,517	0	0	0	0	738	738	40.7	0	0	0
NOLF Spencer		Navy Active	Pace	3	4,129	0	0	0	0	640	640	23.0	0	0	0
NOSC Miami		Navy Reserve	Hialeah	2	59,605	0	0	0	0	20	20	14.9	472	2	0
NOTU Cape Canaveral		Navy Active	Cape Canaveral	0	0	0	0	72	435,373	0	250	254.4	0	52	0
NS Mayport		Navy Active	Jacksonville	268	2,146,789	1	12,642	337	880,014	3,002	3,230	1,371.7	3,999	427	0
NS Mayport FISC		Navy Active	Jacksonville	30	38,634	0	0	0	0	181	181	96.4	0	999	3
NS Mayport Ribault Bay Village		Navy Active	Atlantic Beach	1	16,240	0	0	116	560,164	158	158	86.9	0	0	0
NSA Orlando		Navy Active	Orlando	4	233,557	2	51,872	0	0	41	41	85.7	0	20	0
NSA Panama City		Navy Active	Panama City	176	1,212,940	17	98,565	38	90,029	622	669	486.0	172	1,404	0
OLF Bronson		Navy Active	Pensacola	23	11,405	0	0	0	0	967	1,098	27.2	0	0	0
OLF Whitehouse		Navy Active	Jacksonville	8	11,317	0	0	0	0	1,908	2,565	42.3	0	0	0
Pinecastle E.W. Range		Navy Active	Altoona	12	6,775	0	0	0	0	0	5,900	11.4	0	0	0
Saufley Field		Navy Active	Pensacola	73	703,500	0	0	1	4,072	882	895	348.4	19	0	0
Whiting Pines		Navy Active	Milton	3	10,205	0	0	279	414,742	0	98	69.4	0	0	0
* OTHER SITE(S) : 39				45	284,300	28	519,003	41	364,893	4,791	17,295	313.0	2,003	1	0
Florida Total:				2,191	23,835,247	350	1,126,814	1,735	5,920,548	34,588	57,504	12,189.0	26,587	12,598	11
Georgia															
Dobbins AFB	C	Navy Active	Dobbins AFB	12	74,019	0	0	0	0	0	37	33.6	84	0	0
NAS Atlanta	C	Navy Active	Marietta	73	389,655	0	0	0	0	107	107	150.0	1,375	36	0
NAVSUBASE Kings Bay		Navy Active	Kings Bay	373	4,688,441	0	0	166	857,760	14,465	16,616	2,580.9	3,911	1,673	0
NOSC-MCRC Atlanta		Navy Active	Marietta	2	93,301	0	0	0	0	0	18	22.1	637	0	0
NSA Athens	C	Navy Active	Athens	64	323,220	0	0	0	0	58	58	101.2	228	42	0
* OTHER SITE(S) : 7				33	122,302	0	0	9	77,103	79	130	43.4	292	0	0
Georgia Total:				557	5,690,938	0	0	175	934,863	14,709	16,965	2,931.1	6,527	1,751	0
Guam															
Agana		Navy Active	Agana	1	220	0	0	0	0	1	10	35.8	0	0	0
Andersen AFB		Navy Active	Andersen AB	13	59,492	0	0	2	668	0	0	117.1	0	0	0
CSO NAS Agana Guam		Navy Active	Agana	417	1,182,979	0	0	1	10,600	0	0	1,280.7	4	0	0
Dandan		Navy Active	Agana	6	24,616	0	0	0	0	78	78	21.3	0	0	0
GLUP 94 BRAC IV		Navy Active	Agana	18	43,169	0	0	0	0	0	0	39.5	0	0	0
Naval Hospital		Navy Active	Agana	2	111,282	0	0	0	0	26	26	73.5	0	0	0
NAVBASE Guam		Navy Active	Agana	990	4,846,290	0	0	0	0	27,344	27,578	6,925.7	2,256	595	0

* US Locations that do not meet criteria of at least ten (10) Acres AND at least \$10M PRV. US Territories and Non-US Locations that do not meet criteria of at least ten (10) Acres OR at least \$10M PRV.

DEPARTMENT OF DEFENSE - Navy
Base Structure Report - As of 30 Sept 2009

SITE	BRAC 2005	COMPONENT	NAME NEAREST CITY	BUILDINGS						ACRES OWNED	TOTAL ACRES	PRV (\$M)	MIL	CIV	OTHER
				OWNED		LEASED		OTHER							
				COUNT	SQFT	COUNT	SQFT	COUNT	SQFT						
NAVBASE Guam Apra Heights		Navy Active	Apra	97	394,657	0	0	0	0	0	3	213.3	0	0	0
NAVBASE Guam Barrigada		Navy Active	Barrigada	28	156,040	0	0	0	0	1,366	1,417	201.5	0	0	0
NAVBASE Guam Finegayan		Navy Active	Finegayan	299	1,119,903	0	0	0	0	5,373	5,456	823.5	0	66	0
NAVBASE Guam Finegayan, South		Navy Active	Finegayan	0	0	0	0	0	0	733	733		0	0	0
NAVBASE Guam Harmon		Navy Active	Dededo	1	220	0	0	0	0	8	26	0.5	0	0	0
NAVBASE Guam Magazine Reservoir, Naval Magazine		Navy Active	Santa Rita	0	0	0	0	0	0	10	10		0	0	0
NAVBASE Guam Marbo		Navy Active	Mangilao	0	0	0	0	0	0	0	45	4.8	0	0	0
NAVBASE Guam Naval Magazine		Navy Active	Santa Rita	212	672,105	0	0	0	0	8,439	8,457	1,289.6	0	7	0
NAVBASE Guam Talofofo		Navy Active	Talofofo	0	0	0	0	0	0	13	13	0.0	0	0	0
NAVBASE Guam Tiyan		Navy Active	Agana	1	895	0	0	0	0	0	22	2.4	0	0	0
NAVHOSP Guam		Navy Active	Naval Supply Depot	22	361,290	0	0	0	0	94	94	322.4	0	105	0
Nimitz Hill		Navy Active	Nimitz Hill	81	231,233	0	0	0	0	211	283	148.0	0	0	0
Sasa Valley		Navy Active	Piti	32	16,857	0	0	0	0	421	432	233.1	0	0	0
Tanguisson Point		Navy Active	Dededo	1	29,205	0	0	0	0	27	27	108.0	0	0	0
Tenjo Vista		Navy Active	Piti	8	2,201	0	0	0	0	0	0	80.0	0	0	0
Tiyan Ofha BRAC IV		Navy Active	Agana	2	9,693	0	0	0	0	0	0	10.4	0	0	0
* OTHER SITE(S) : 4				0	0	1	157	0	0	13	13	0.7	24	0	0
Guam Total:				2,231	9,262,347	1	157	3	11,268	44,157	44,723	11,931.7	2,284	773	0
Hawaii															
Aiea		Navy Active	Aiea	22	28,878	0	0	271	497,777	91	91	314.5	0	0	0
CSO Barbers Point HI		Navy Active	Barbers Point	0	0	0	0	0	0	1,116	1,246	110.1	0	0	0
Ewa		Navy Active	Ewa Beach	1,891	3,360,956	0	0	0	0	3,130	3,144	1,522.4	0	0	0
Honolulu		Navy Active	Pearl Harbor	135	1,135,263	1	33,684	1,864	5,223,169	573	576	2,416.7	0	0	0
Kalaeloa		Navy Active	Barbers Point	165	991,730	0	0	0	0	246	254	615.0	0	0	0
Kamokala Ridge		Navy Active	Kekaha	13	23,582	0	0	0	0	0	89	20.6	0	0	0
Kunia		Navy Active	Kunia	0	0	0	0	9	274,779	0	96	96.6	0	0	0
Makaha Ridge		Navy Active	Kokee	15	26,844	0	0	0	0	0	243	36.8	0	0	0
Manana Housing/Pw Area		Navy Active	Pearl City	1	775	0	0	49	125,391	23	23	51.4	0	0	0
NS Pearl Harbor		Navy Active	Pearl Harbor	627	8,888,845	0	0	312	906,091	6,793	6,847	9,548.9	11,068	10,734	1
PACMISRANFAC Hawaiian Area		Navy Active	Kekaha	204	473,336	0	0	62	96,589	1,933	4,568	552.3	0	287	0
Pearl City		Navy Active	Pearl City	13	224,538	0	0	273	992,863	625	633	600.8	0	0	0
Red Hill		Navy Active	Honolulu	7	11,981	0	0	13	15,796	242	243	917.5	0	0	0
Wahiawa		Navy Active	Wahiawa	95	421,538	0	0	218	651,855	720	743	569.7	0	0	0
Waianae		Navy Active	Lualualei	428	1,077,354	0	0	0	0	9,228	9,229	838.6	0	0	0
Waikale		Navy Active	Waipahu	134	439,967	0	0	0	0	487	488	310.5	0	0	0
Waipahu		Navy Active	Waipahu	24	42,874	0	0	0	0	1,454	1,456	124.2	0	0	0
* OTHER SITE(S) : 40				14	54,397	1	8,113	0	0	1,432	2,629	69.6	0	0	0

* US Locations that do not meet criteria of at least ten (10) Acres AND at least \$10M PRV. US Territories and Non-US Locations that do not meet criteria of at least ten (10) Acres OR at least \$10M PRV.

DEPARTMENT OF DEFENSE - Navy
Base Structure Report - As of 30 Sept 2009

SITE	BRAC 2005	COMPONENT	NAME NEAREST CITY	BUILDINGS						ACRES OWNED	TOTAL ACRES	PRV (\$M)	MIL	CIV	OTHER
				OWNED		LEASED		OTHER							
				COUNT	SQFT	COUNT	SQFT	COUNT	SQFT						
Hawaii Total:				3,788	17,202,858	2	41,797	3,071	8,784,310	28,092	32,597	18,716.2	11,068	11,021	1
Idaho															
Bayview Idaho		Navy Active	Bayview	13	82,163	0	0	0	0	22	22	41.3	0	0	0
* OTHER SITE(S) : 3				3	3,040	0	0	3	37,958	0	9	10.3	296	1	0
Idaho Total:				16	85,203	0	0	3	37,958	22	31	51.5	296	1	0
Illinois															
Fort Sheridan		Navy Active	Highland Park	3	3,567	0	0	85	424,496	206	206	104.1	10	2	0
GI Camp Jpj		Navy Active	Great Lakes	8	922,898	0	0	0	0	0	52	363.2	0	0	0
GL Forrestal Village		Navy Active	Great Lakes	0	0	1	38,000	0	0	482	482	12.6	0	0	0
Glenview		Navy Active	Glenview	1	13,876	0	0	120	697,495	93	93	133.4	0	0	0
NS Great Lakes		Navy Active	Great Lakes	272	8,055,565	0	0	674	2,445,696	1,143	1,148	4,176.5	16,435	2,056	0
* OTHER SITE(S) : 9				10	457,463	1	864	0	0	11	31	163.0	614	2	0
Illinois Total:				294	9,453,369	2	38,864	879	3,567,687	1,935	2,012	4,952.7	17,059	2,060	0
Indiana															
NSA Crane		Navy Active	Crane	2,418	10,926,153	0	0	37	70,778	62,433	62,433	3,981.6	0	143	0
* OTHER SITE(S) : 2				3	7,184	1	38,727	0	0	461	464	11.7	662	0	0
Indiana Total:				2,421	10,933,337	1	38,727	37	70,778	62,894	62,898	3,993.4	662	143	0
Iowa															
* OTHER SITE(S) : 1				1	42,886	0	0	0	0	4	4	10.9	273	1	0
Iowa Total:				1	42,886	0	0	0	0	4	4	10.9	273	1	0
Kansas															
* OTHER SITE(S) : 1				3	40,462	0	0	0	0	0	8	9.2	207	1	0
Kansas Total:				3	40,462	0	0	0	0	0	8	9.2	207	1	0
Kentucky															
* OTHER SITE(S) : 1				4	35,908	0	0	0	0	5	5	8.5	352	0	0
Kentucky Total:				4	35,908	0	0	0	0	5	5	8.5	352	0	0
Louisiana															
NAS JRB New Orleans		Navy Reserve	Belle Chasse	200	1,470,163	0	0	0	0	5,009	5,009	729.8	1,068	141	0
NOSC New Orleans		Navy Active	New Orleans	5	69,597	0	0	0	0	13	13	17.9	0	0	0
NSA New Orleans		Navy Active	New Orleans	72	719,840	0	0	0	0	188	199	273.4	1,287	235	0

* US Locations that do not meet criteria of at least ten (10) Acres AND at least \$10M PRV. US Territories and Non-US Locations that do not meet criteria of at least ten (10) Acres OR at least \$10M PRV.

DEPARTMENT OF DEFENSE - Navy
Base Structure Report - As of 30 Sept 2009

SITE	BRAC 2005	COMPONENT	NAME NEAREST CITY	BUILDINGS						ACRES OWNED	TOTAL ACRES	PRV (\$M)	MIL	CIV	OTHER
				OWNED		LEASED		OTHER							
				COUNT	SQFT	COUNT	SQFT	COUNT	SQFT						
NSA New Orleans East Bank		Navy Active	New Orleans	8	785,489	0	0	0	0	25	26	321.7	1,230	0	0
* OTHER SITE(S) : 4				21	102,207	3	273,543	0	0	6	22	112.8	663	1	0
Louisiana Total:				306	3,147,296	3	273,543	0	0	5,241	5,268	1,455.6	4,248	377	0
Maine															
NAS Brunswick	R	Navy Active	Brunswick	222	1,560,587	0	0	0	0	3,265	3,287	781.3	1,680	241	0
NAS Brunswick McKeen Street	R	Navy Active	Brunswick	187	362,494	0	0	0	0	70	75	56.2	0	0	0
NAS Brunswick Topsham	R	Navy Active	Topsham	62	295,581	0	0	0	0	91	91	60.8	145	0	0
NAS Portsmouth NCTS Cutler VLF Area		Navy Active	Cutler	38	125,125	0	0	0	0	2,805	2,805	93.2	0	31	0
NAS Portsmouth Redington Township		Navy Active	Rangeley	65	36,205	0	0	0	0	12,468	12,468	17.1	0	0	0
NSY Portsmouth		Navy Active	Kittery	247	3,396,109	1	100	43	107,972	309	309	1,282.9	34	4,703	0
* OTHER SITE(S) : 7				27	44,419	0	0	0	0	134	143	18.7	10	53	0
Maine Total:				848	5,820,520	1	100	43	107,972	19,143	19,179	2,310.3	1,869	5,028	0
Maryland															
Blossom Point MD		Navy Active	La Plata	22	74,839	0	0	0	0	0	265	20.8	0	0	0
Glenn Forest		Navy Active	Lexington Park	0	0	0	0	58	438,608	139	139	68.1	0	0	0
NAF Washington		Navy Active	Andrews AFB	19	517,920	0	0	4	14,265	0	119	228.3	453	10	0
NAS Patuxent River		Navy Active	Patuxent River	487	5,701,210	0	0	291	672,395	6,398	6,398	2,853.2	2,012	7,170	1
National Naval Medical Center Bethesda		Navy Active	Bethesda	85	2,788,321	0	0	0	0	242	243	1,205.9	3,506	1,398	0
Naval Academy North Severn		Navy Active	Annapolis	27	198,941	0	0	1	4,024	527	527	81.7	7	5	0
NMIC Suitland		Navy Active	Suitland	5	517,564	0	0	0	0	42	42	176.8	0	0	0
NSA Annapolis		Navy Active	Annapolis	94	3,662,460	0	0	103	634,134	355	356	1,814.8	0	1,279	0
NSA Annapolis - Naval Station		Navy Active	Annapolis	65	348,019	0	0	51	255,414	278	278	189.7	0	0	0
NSA Annapolis Chesapeake Bay Detach		Navy Active	Solomons	72	191,882	0	0	0	0	168	168	89.7	0	0	0
NSA Annapolis Gambrills Md		Navy Active	Annapolis	57	107,824	0	0	0	0	856	856	25.7	0	0	0
NSA South Potomac Stump Neck Area		Navy Active	Indian Head	87	264,979	0	0	0	0	1,087	1,087	104.7	0	0	0
NSWC Carderock		Navy Active	Bethesda	74	1,676,567	0	0	0	0	186	186	612.7	0	4,485	0
NSWC Indian Head		Navy Active	Indian Head	1,011	2,430,726	0	0	68	256,507	1,961	1,961	1,065.5	452	3,226	0
Solomons Island MD		Navy Active	Solomons	125	272,068	0	0	1	5,340	295	295	82.9	0	0	0
Webster Field		Navy Active	Saint Inigoes	68	484,730	0	0	2	414	968	968	281.1	0	0	0
* OTHER SITE(S) : 33				39	98,876	6	100,073	1	97	6,273	6,972	60.7	416	0	0
Maryland Total:				2,337	19,336,925	6	100,073	580	2,281,198	19,777	20,862	8,962.6	6,846	17,573	1

* US Locations that do not meet criteria of at least ten (10) Acres AND at least \$10M PRV. US Territories and Non-US Locations that do not meet criteria of at least ten (10) Acres OR at least \$10M PRV.

DEPARTMENT OF DEFENSE - Navy
Base Structure Report - As of 30 Sept 2009

SITE	BRAC 2005	COMPONENT	NAME NEAREST CITY	BUILDINGS						ACRES OWNED	TOTAL ACRES	PRV (\$M)	MIL	CIV	OTHER
				OWNED		LEASED		OTHER							
				COUNT	SQFT	COUNT	SQFT	COUNT	SQFT						
Massachusetts															
CSO NAS South Weymouth MA		Navy Active	Weymouth	162	777,780	0	0	0	0	1,444	1,518	478.0	0	0	0
CSO NAS South Weymouth Squantum Housing		Navy Active	Weymouth	38	107,962	0	0	0	0	28	28	17.3	0	0	0
Fort Dawes		Navy Active	Weymouth	5	38,582	0	0	0	0	77	77	10.4	0	0	0
NAVPRO Pittsfield		Navy Active	Pittsfield	5	566,151	0	0	0	0	30	30	252.4	0	0	0
NWIRP Bedford		Navy Active	Bedford	6	275,969	0	0	0	0	46	79	97.4	0	0	0
* OTHER SITE(S) : 7				7	111,165	0	0	11	147,284	24	25	83.8	399	0	0
Massachusetts Total:				223	1,877,609	0	0	11	147,284	1,650	1,757	939.3	399	0	0
Michigan															
NOSC Battle Creek		Navy Reserve	Battle Creek	5	54,705	0	0	0	0	26	157	14.1	394	1	0
* OTHER SITE(S) : 5				11	163,685	0	0	11	100,388	10	906	77.5	2,053	4	0
Michigan Total:				16	218,390	0	0	11	100,388	36	1,064	91.7	2,447	5	0
Minnesota															
NOSC Minneapolis		Navy Reserve	Minneapolis	1	96,000	0	0	0	0	12	12	26.1	1,261	0	0
NOSC Saint Paul MN		Navy Active	Minneapolis	4	33,052	0	0	0	0	10	11	11.6	109	0	0
* OTHER SITE(S) : 4				4	24,987	0	0	0	0	84	186	6.7	10	0	0
Minnesota Total:				9	154,039	0	0	0	0	106	209	44.4	1,380	0	0
Mississippi															
CBC Gulfport		Navy Active	Gulfport	192	3,921,352	0	0	192	712,878	1,094	1,169	987.9	3,201	616	0
CBC Gulfport Lakeside Housing		Navy Active	Pascagoula	7	166,794	0	0	0	0	33	33	39.9	0	0	0
NAS Meridian		Navy Active	Meridian	154	1,444,822	0	0	354	655,511	8,061	8,065	801.6	778	160	0
OLF Bravo		Navy Active	Preston	6	6,727	0	0	0	0	1,255	1,463	49.8	0	0	0
* OTHER SITE(S) : 9				4	6,828	1	2,876	74	1,197,086	3,429	8,209	368.3	340	902	0
Mississippi Total:				363	5,546,523	1	2,876	620	2,565,475	13,872	18,938	2,247.4	4,319	1,678	0
Missouri															
NOSC Kansas City		Navy Reserve	Kansas City	2	49,992	0	0	0	0	0	10	11.5	409	4	0
* OTHER SITE(S) : 4				18	106,460	0	0	1	25,626	24	27	33.8	1,357	1	0
Missouri Total:				20	156,452	0	0	1	25,626	24	37	45.3	1,766	5	0
Montana															
* OTHER SITE(S) : 2				0	0	0	0	1	17,000	0	5	4.7	223	0	0

* US Locations that do not meet criteria of at least ten (10) Acres AND at least \$10M PRV. US Territories and Non-US Locations that do not meet criteria of at least ten (10) Acres OR at least \$10M PRV.

DEPARTMENT OF DEFENSE - Navy
Base Structure Report - As of 30 Sept 2009

SITE	BRAC 2005	COMPONENT	NAME NEAREST CITY	BUILDINGS						ACRES OWNED	TOTAL ACRES	PRV (\$M)	MIL	CIV	OTHER
				OWNED		LEASED		OTHER							
				COUNT	SQFT	COUNT	SQFT	COUNT	SQFT						
Montana Total:				0	0	0	0	1	17,000	0	5	4.7	223	0	0
Nebraska															
* OTHER SITE(S) : 1				2	39,707	0	0	0	0	7	7	9.9	573	0	0
Nebraska Total:				2	39,707	0	0	0	0	7	7	9.9	573	0	0
Nevada															
Hawthorne Nevada		Navy Active	Hawthorne	0	0	0	0	39	348,152	0	15	140.9	0	0	0
NAS Fallon		Navy Active	Fallon	290	1,800,529	0	0	158	261,945	7,955	10,429	1,271.2	1,030	177	0
NAS Fallon EW Range Fac		Navy Active	Fallon	5	31,182	0	0	0	0	10,697	83,593	50.9	0	0	0
NAS Fallon Target B-16		Navy Active	Fallon	1	480	0	0	0	0	27,253	27,259	22.3	0	0	0
NAS Fallon Target B-17		Navy Active	Fallon	2	4,480	0	0	0	0	21,400	21,506	31.0	0	0	0
NAS Fallon Target B-19		Navy Active	Fallon	1	480	0	0	0	0	17,332	17,332	23.3	0	0	0
NAS Fallon Target B-20		Navy Active	Fallon	4	1,754	0	0	0	0	41,006	41,117	23.6	0	0	0
* OTHER SITE(S) : 14				3	37,014	0	0	6	26,505	0	2,313	30.1	479	1	0
Nevada Total:				306	1,875,919	0	0	203	636,602	125,643	203,562	1,593.3	1,509	178	0
New Jersey															
NAWCADLKE Non-NIF Lakehurst		Navy Active	Lakehurst	185	1,990,947	0	0	33	97,072	7,408	7,408	1,274.0	0	164	0
NOSC Fort Dix NJ		Navy Active	Fort Dix	11	103,690	0	0	0	0	14	14	29.7	9	1	0
NWS Earle NJ	R	Navy Active	Colts Neck	434	1,870,525	0	0	51	349,410	11,146	11,146	1,025.7	234	92	0
Pinehurst Estates		Navy Active	Lakehurst	0	0	0	0	46	229,671	26	26	38.5	0	0	0
Waterfront Earle	R	Navy Active	Colts Neck	37	281,714	0	0	0	0	705	705	441.2	0	0	0
* OTHER SITE(S) : 7				4	120,340	0	0	0	0	11	20	46.6	0	0	0
New Jersey Total:				671	4,367,216	0	0	130	676,153	19,309	19,318	2,855.8	243	257	0
New Mexico															
White Sands NM		Navy Active	White Sands Msl Rge	39	174,856	0	0	1	4,224	0	85	56.6	0	0	0
New Mexico Total:				39	174,856	0	0	1	4,224	0	85	56.6	0	0	0
New York															
Housing Ballston Spa		Navy Active	Saratoga Spgs	61	158,935	0	0	0	0	30	30	22.6	0	0	0
Naval Support Unit Saratoga Springs		Navy Active	Saratoga Spgs	29	171,683	1	1,000	0	0	39	61	35.8	1	16	0
NAVSUBASE New London Mitchel Field		Navy Active	Hempstead	4	53,543	0	0	94	369,589	45	45	78.8	0	0	0
NAVSUBASE New London Mitchel Manor 1		Navy Active	Hempstead	0	0	0	0	15	221,845	30	30	33.6	0	0	0
NAVSUBASE New London Mitchel Manor 2		Navy Active	East Meadow	0	0	0	0	9	143,094	37	37	27.4	0	0	0

* US Locations that do not meet criteria of at least ten (10) Acres AND at least \$10M PRV. US Territories and Non-US Locations that do not meet criteria of at least ten (10) Acres OR at least \$10M PRV.

DEPARTMENT OF DEFENSE - Navy
Base Structure Report - As of 30 Sept 2009

SITE	BRAC 2005	COMPONENT	NAME NEAREST CITY	BUILDINGS						ACRES OWNED	TOTAL ACRES	PRV (\$M)	MIL	CIV	OTHER
				OWNED		LEASED		OTHER							
				COUNT	SQFT	COUNT	SQFT	COUNT	SQFT						
NOSC Rochester NY		Navy Reserve	Rochester	1	42,506	0	0	0	0	10	10	14.4	246	1	0
NUWC Fishers Island		Navy Active	Fishers Island	9	34,821	0	0	0	0	72	78	18.2	0	0	0
NWIRP Bethpage		Navy Active	Bethpage	46	1,275,274	0	0	0	0	105	105	226.5	0	0	0
* OTHER SITE(S) : 12				30	475,494	0	0	0	0	426	431	135.0	1,751	0	0
New York Total:				180	2,212,256	1	1,000	118	734,528	793	825	592.4	1,998	17	0
North Carolina															
Harvey Point NC		Navy Active	Hertford	21	39,729	0	0	0	0	1,675	1,791	40.6	0	0	0
NOSC Greensboro NC		Navy Reserve	Greensboro	4	70,202	0	0	0	0	10	10	16.5	592	2	0
* OTHER SITE(S) : 14				4	94,120	1	637	1	14,512	1,226	1,331	27.0	1,011	4	0
North Carolina Total:				29	204,051	1	637	1	14,512	2,912	3,132	84.1	1,603	6	0
North Dakota															
* OTHER SITE(S) : 3				5	12,105	0	0	1	11,300	2	836	7.3	82	2	0
North Dakota Total:				5	12,105	0	0	1	11,300	2	836	7.3	82	2	0
Northern Mariana Islands															
Farrallon De Medinilla		Navy Active	Saipan, Mariana Isl	0	0	0	0	0	0	0	206	0	0	0	0
NAVBASE Guam Saipan		Navy Active	Saipan, Mariana Isl	0	0	0	0	0	0	0	177	0	0	0	0
NAVBASE Guam Tinian		Navy Active	Tinian, Mariana Isl	0	0	0	0	0	0	0	15,347	0	0	0	0
Northern Mariana Islands Total:				0	0	0	0	0	0	0	15,730	0.0	0	0	0
Ohio															
Bratenahl		Navy Active	Cleveland	9	73,260	0	0	0	0	27	31	21.8	0	0	0
NOSC Columbus		Navy Reserve	Columbus	12	132,626	0	0	0	0	24	24	39.5	756	4	0
NOSC Toledo Oh		Navy Reserve	Toledo	3	52,591	0	0	0	0	14	14	14.1	271	1	0
* OTHER SITE(S) : 4				13	170,445	0	0	0	0	3	21	39.4	1,114	3	0
Ohio Total:				37	428,922	0	0	0	0	69	90	114.8	2,141	8	0
Oklahoma															
NOSC Tulsa OK		Navy Reserve	Broken Arrow	2	63,644	0	0	0	0	11	11	14.7	454	2	0
* OTHER SITE(S) : 1				0	0	1	3,714	0	0	0	0	0.9	146	4	0
Oklahoma Total:				2	63,644	1	3,714	0	0	11	11	15.6	600	6	0
Oregon															
Naval Weapons Systems Training Facility Boardman		Navy Active	Boardman	3	6,726	0	0	0	0	56,543	62,871	26.2	0	0	0
NOSC Portland		Navy Reserve	Portland	5	68,227	0	0	1	747	14	14	24.6	556	0	0

* US Locations that do not meet criteria of at least ten (10) Acres AND at least \$10M PRV. US Territories and Non-US Locations that do not meet criteria of at least ten (10) Acres OR at least \$10M PRV.

DEPARTMENT OF DEFENSE - Navy
Base Structure Report - As of 30 Sept 2009

SITE	BRAC 2005	COMPONENT	NAME NEAREST CITY	BUILDINGS						ACRES OWNED	TOTAL ACRES	PRV (\$M)	MIL	CIV	OTHER
				OWNED		LEASED		OTHER							
				COUNT	SQFT	COUNT	SQFT	COUNT	SQFT						
* OTHER SITE(S) : 2				8	38,499	0	0	0	0	2	43	11.8	347	0	0
Oregon Total:				16	113,452	0	0	1	747	56,560	62,928	62.6	903	0	0
Pennsylvania															
CSO Philadelphia PA NH		Navy Active	Philadelphia	49	625,388	0	0	0	0	49	49	215.9	0	195	0
CSO Warminster NAWC-AD		Navy Active	Warminster	61	556,060	0	0	0	0	461	542	537.9	0	0	0
NAS JRB Willow Grove	C	Navy Reserve	Willow Grove	120	830,091	0	0	0	0	884	967	503.7	3,583	2,389	0
NOSC Pittsburgh		Navy Reserve	Pittsburgh	3	65,335	0	0	0	0	13	13	15.3	447	2	0
NSA Mechanicsburg		Navy Active	Mechanicsburg	143	7,952,713	2	1,100	0	0	818	818	1,324.7	0	1,623	0
NSA Mechanicsburg Det Philadelphia Annex PNBC		Navy Active	Philadelphia	51	1,838,160	0	0	0	0	262	262	1,010.9	0	2,318	0
NSA Mechanicsburg Det Philadelphia PA		Navy Active	Philadelphia	44	1,881,103	0	0	0	0	134	134	620.5	0	0	0
* OTHER SITE(S) : 12				71	643,160	0	0	0	0	46	47	149.3	889	3	0
Pennsylvania Total:				542	14,392,010	2	1,100	0	0	2,667	2,832	4,378.0	4,919	6,530	0
Puerto Rico															
Cabeza De Perro		Navy Active	Ceiba, Ceiba	0	0	0	0	0	0	29	29		0	0	0
Fort Allen Puerto Rico		Navy Active	Juana Diaz	2	3,652	0	0	0	0	0	117	2.9	0	0	0
Low Frequency Transmitter Site Aguada		Navy Active	Aguada	2	12,978	0	0	0	0	388	388	9.8	0	0	0
Naval Activity Puerto Rico		Navy Active	Roosevelt, San Juan	1,237	4,283,019	0	0	1	52,255	8,193	8,239	1,914.8	76	68	0
NSGA Sabana Seca PR		Navy Active	Sabana Seca, Manati	164	426,442	0	0	0	0	2,778	2,927	190.9	0	1	0
Pico Del Este - AFWTF		Navy Active	Naguabo	9	18,714	0	0	0	0	0	0	16.3	0	0	0
Pineros Island		Navy Active	Ceiba, Ceiba	0	0	0	0	0	0	325	325		0	0	0
Vieques West		Navy Active	Vieques, Vieques	0	0	0	0	0	0	122	122		0	0	0
Vieques West Puerto Rico		Navy Active	Vieques, Vieques	1	3,580	0	0	0	0	386	386	3.7	0	0	0
* OTHER SITE(S) : 1				0	0	0	0	1	5,096	0	0	1.5	82	1	0
Puerto Rico Total:				1,415	4,748,385	0	0	2	57,351	12,221	12,534	2,140.0	158	70	0
Rhode Island															
CSO Davisville CBC		Navy Active	Davisville	161	2,621,584	0	0	0	0	910	910	661.9	0	0	0
Fort Adams RI		Navy Active	Newport	24	97,865	0	0	0	0	24	24	20.7	0	0	0
Gould Island RI		Navy Active	Jamestown	1	27,945	0	0	0	0	13	13	13.3	0	0	0
NS Newport		Navy Active	Newport	261	4,273,384	1	100	0	0	1,350	1,352	2,011.0	3,225	3,552	0
NS Newport Melville		Navy Active	Portsmouth	37	82,909	0	0	0	0	0	24	170.4	0	0	0
* OTHER SITE(S) : 6				549	2,067,746	0	0	0	0	0	0	436.9	0	0	0
Rhode Island Total:				1,033	9,171,433	1	100	0	0	2,297	2,322	3,314.2	3,225	3,552	0

* US Locations that do not meet criteria of at least ten (10) Acres AND at least \$10M PRV. US Territories and Non-US Locations that do not meet criteria of at least ten (10) Acres OR at least \$10M PRV.

DEPARTMENT OF DEFENSE - Navy
Base Structure Report - As of 30 Sept 2009

SITE	BRAC 2005	COMPONENT	NAME NEAREST CITY	BUILDINGS						ACRES OWNED	TOTAL ACRES	PRV (\$M)	MIL	CIV	OTHER
				OWNED		LEASED		OTHER							
				COUNT	SQFT	COUNT	SQFT	COUNT	SQFT						
South Carolina															
Naval Health Clinic Charleston		Navy Active	Charleston	3	395,886	0	0	0	0	23	24	115.1	349	159	0
NAVHOSP Beaufort		Navy Active	Beaufort	20	449,797	1	64	0	0	126	127	160.9	773	293	0
NWS Charleston	R	Navy Active	Goose Creek	589	4,330,149	0	0	592	2,069,990	15,420	17,011	1,917.5	6,803	3,608	0
NWS Charleston North Yard	R	Navy Active	North Charleston	11	273,965	0	0	0	0	21	21	68.0	0	0	0
NWS Charleston Short Stay	R	Navy Active	Moncks Corner	44	57,968	0	0	0	0	0	57	14.1	0	0	0
* OTHER SITE(S) : 9				10	127,747	4	147,618	34	113,948	11	22	116.8	594	0	0
South Carolina Total:				677	5,635,512	5	147,682	626	2,183,938	15,601	17,263	2,392.4	8,519	4,060	0
South Dakota															
* OTHER SITE(S) : 1				1	624	0	0	1	15,472	0	1	3.5	87	0	0
South Dakota Total:				1	624	0	0	1	15,472	0	1	3.5	87	0	0
Tennessee															
NOSC Knoxville		Navy Reserve	Knoxville	4	47,309	0	0	0	0	11	11	10.4	379	1	0
NSA Midsouth Memphis		Navy Active	Millington	142	2,273,330	23	37,050	296	579,298	1,475	1,871	729.8	4,241	1,721	0
NSWC Carderock Div		Navy Active	Memphis	3	322,397	0	0	0	0	61	147	115.0	0	0	0
* OTHER SITE(S) : 2				6	78,442	0	0	0	0	0	11	15.7	500	1	0
Tennessee Total:				155	2,721,478	23	37,050	296	579,298	1,546	2,040	870.9	5,120	1,723	0
Texas															
ALF Cabaniss		Navy Active	Corpus Christi	3	4,080	0	0	0	0	931	953	63.9	0	0	0
ALF Orange		Navy Active	Orange Grove	17	16,026	0	0	0	0	1,596	1,596	115.4	0	0	0
ALF Waldron		Navy Active	Corpus Christi	2	4,000	0	0	0	0	901	903	63.3	0	0	0
Dixie Target Range		Navy Active	Seven Sisters	7	16,374	0	0	0	0	6,761	7,825	48.5	0	0	0
NAS Corpus Christi		Navy Active	Corpus Christi	285	4,606,010	0	0	0	0	2,625	2,630	1,763.0	4,494	405	0
NAS JRB Fort Worth		Navy Reserve	Fort Worth	254	2,574,356	0	0	74	137,919	2,081	2,151	1,034.9	4,468	195	0
NAS Kingsville		Navy Active	Kingsville	149	958,060	0	0	0	0	3,989	3,989	620.2	0	112	0
NAS Kingsville King Ranch		Navy Active	Ben Bolt	3	6,854	0	0	0	0	0	113	27.6	0	0	0
NOSC Harlingen		Navy Reserve	Harlingen	3	64,467	0	0	0	0	0	15	13.7	214	0	0
NOSC Houston		Navy Active	Houston	8	95,443	0	0	0	0	10	10	21.1	1,286	1	0
NOSC San Antonio		Navy Reserve	San Antonio	3	58,096	0	0	0	0	0	14	13.8	290	2	0
NOSC-MCRC El Paso		Navy Active	El Paso	4	41,424	0	0	0	0	0	14	11.2	411	1	0
NS Ingleside	C	Navy Active	Ingleside	84	770,417	1	6,116	0	0	913	915	354.1	1,238	58	0
NWIRP Dallas		Navy Active	Dallas	106	4,683,652	0	0	0	0	315	315	980.7	0	1	0
NWIRP McGregor		Navy Active	McGregor	202	827,408	0	0	0	0	297	332	379.2	0	0	0
* OTHER SITE(S) : 11				19	84,620	1	1,960	1	40,248	261	3,066	53.1	934	2	0
Texas Total:				1,149	14,811,287	2	8,076	75	178,167	20,680	24,840	5,563.5	13,335	777	0

* US Locations that do not meet criteria of at least ten (10) Acres AND at least \$10M PRV. US Territories and Non-US Locations that do not meet criteria of at least ten (10) Acres OR at least \$10M PRV.

DEPARTMENT OF DEFENSE - Navy
Base Structure Report - As of 30 Sept 2009

SITE	BRAC 2005	COMPONENT	NAME NEAREST CITY	BUILDINGS						ACRES OWNED	TOTAL ACRES	PRV (\$M)	MIL	CIV	OTHER
				OWNED		LEASED		OTHER							
				COUNT	SQFT	COUNT	SQFT	COUNT	SQFT						
Utah															
NAVSUPPDET Monterey Det Magna Utah		Navy Active	Magna	131	361,535	0	0	0	0	522	522	116.3	0	0	0
* OTHER SITE(S) : 1				3	42,895	0	0	0	0	0	3	11.9	526	1	0
Utah Total:				134	404,430	0	0	0	0	522	525	128.1	526	1	0
Vermont															
* OTHER SITE(S) : 1				1	19,616	0	0	0	0	5	5	4.6	60	1	0
Vermont Total:				1	19,616	0	0	0	0	5	5	4.6	60	1	0
Virginia															
ALF Fentress Chesapeake		Navy Active	Virginia Beach	13	14,707	0	0	0	0	2,527	2,736	60.3	0	0	0
Arlington Service Center		Navy Active	Arlington	14	281,495	0	0	0	0	18	31	79.5	21	0	0
Cheatham Annex	R	Navy Active	Williamsburg	182	2,843,896	0	0	0	0	2,351	3,146	517.4	0	0	0
Crane Island		Navy Active	Portsmouth	19	48,703	0	0	0	0	906	927	295.0	0	0	0
Elizabeth River Channel		Navy Active	Norfolk	4	7,558	0	0	0	0	0	11	32.5	0	0	0
Midway Research Center		Navy Active	Stafford	8	25,908	0	0	0	0	162	162	10.1	0	0	0
NAS Oceana		Navy Active	Virginia Beach	251	3,185,678	0	0	57	113,142	776	1,050	1,567.6	7,376	576	0
NAS Oceana Dam Neck		Navy Active	Virginia Beach	161	2,375,080	0	0	102	915,919	1,917	1,919	959.7	113	630	0
NAS Oceana Midway Manor		Navy Active	Virginia Beach	1	5,008	0	0	179	636,546	97	98	87.6	0	0	0
Naval Medical Center Portsmouth		Navy Active	Portsmouth	32	1,904,955	0	0	3	5,891	111	111	741.3	3,383	1,996	0
NAVPHIBASE Little Creek		Navy Active	Norfolk	342	4,089,919	0	0	371	1,050,390	2,143	2,282	1,819.0	10,855	2,525	0
NOSC Richmond VA		Navy Reserve	Chesterfield	4	44,530	0	0	0	0	10	10	10.4	357	0	0
NS Norfolk		Navy Active	Norfolk	510	12,558,480	0	0	372	1,465,949	3,598	3,603	5,527.0	35,074	5,940	1
NSA Norfolk		Navy Active	Norfolk	182	2,153,027	0	0	674	1,976,347	801	801	939.5	0	4,877	0
NSA Norfolk Fire Fighters School		Navy Active	Norfolk	6	36,632	0	0	0	0	12	13	12.8	0	0	0
NSA Norfolk Lafayette Rvr Complex		Navy Active	Norfolk	9	248,869	0	0	2	13,395	20	20	71.6	0	0	0
NSA Norfolk New Gosport/NNSY		Navy Active	Portsmouth	4	28,846	0	0	0	0	57	57	16.5	0	0	0
NSA Norfolk Northwest Chesapeake Va		Navy Active	Chesapeake	176	648,075	0	0	0	0	2,805	3,798	255.5	0	0	0
NSA Norfolk NSY		Navy Active	Portsmouth	162	4,795,196	0	0	11	58,654	581	585	2,348.9	0	8,655	0
NSA Norfolk SDA Area		Navy Active	Norfolk	17	932,947	0	0	0	0	90	90	165.8	0	0	0
NSA Norfolk South Gate		Navy Active	Portsmouth	17	143,288	0	0	0	0	63	63	82.3	0	0	0
NSA Norfolk St Helena Norfolk		Navy Active	Norfolk	3	11,044	0	0	0	0	12	12	41.3	0	0	0
NSA Norfolk St Juliens Creek Annex		Navy Active	Portsmouth	108	859,857	0	0	0	0	490	499	289.7	0	0	0
NSA Norfolk Stanley Court/NNSY		Navy Active	Portsmouth	0	0	0	0	80	161,865	16	16	23.7	0	0	0
NSA South Potomac		Navy Active	Dahlgren	318	2,576,156	0	0	291	413,305	2,677	2,677	1,027.6	616	740	0
NSA South Potomac Pumpkin Neck		Navy Active	King George	20	46,338	0	0	0	0	1,641	1,641	24.6	0	0	0
NWS Yorktown	R	Navy Active	Yorktown	440	2,966,046	0	0	197	575,599	10,354	10,637	1,171.7	296	0	0
Wallops Island Va		Navy Active	Wallops Island	89	363,106	0	0	0	0	0	90	120.9	0	2	0

* US Locations that do not meet criteria of at least ten (10) Acres AND at least \$10M PRV. US Territories and Non-US Locations that do not meet criteria of at least ten (10) Acres OR at least \$10M PRV.

DEPARTMENT OF DEFENSE - Navy
Base Structure Report - As of 30 Sept 2009

SITE	BRAC 2005	COMPONENT	NAME NEAREST CITY	BUILDINGS						ACRES OWNED	TOTAL ACRES	PRV (\$M)	MIL	CIV	OTHER
				OWNED		LEASED		OTHER							
				COUNT	SQFT	COUNT	SQFT	COUNT	SQFT						
Yorktown Fuel Depot	R	Navy Active	Yorktown	41	11,922	0	0	0	0	111	111	136.0	0	0	0
* OTHER SITE(S) : 49				89	676,899	59	970,593	115	396,960	12,843	23,583	405.7	3,225	1,675	0
Virginia Total:				3,222	43,884,165	59	970,593	2,454	7,783,962	47,191	60,782	18,841.6	61,316	27,616	1
Washington															
Bremerton		Navy Active	Bremerton	81	1,972,802	0	0	61	188,557	117	120	1,427.3	380	0	0
Bremerton RR		Navy Active	Shelton	0	0	0	0	0	0	655	655	17.7	0	0	0
CSO NS Puget Sound		Navy Active	Seattle	50	1,088,279	0	0	0	0	152	157	424.5	0	3	0
Fort Lawton, Magnolia		Navy Active	Seattle	0	0	0	0	45	88,430	24	24	16.2	0	0	0
Jackson Park Hsg		Navy Active	Bremerton	448	1,372,390	0	0	0	0	160	160	257.1	0	0	0
Jim Creek		Navy Active	Oso	63	123,765	0	0	6	8,974	3,839	4,901	127.4	0	0	0
Keyport NUWC		Navy Active	Keyport	155	1,126,945	0	0	34	66,625	356	358	495.0	0	1,518	0
Manchester		Navy Active	Bremerton	20	71,560	0	0	0	0	234	234	281.1	0	0	0
Marysville WA		Navy Active	Marysville	13	182,830	0	0	0	0	52	52	85.7	0	0	0
NAS Whidbey Island		Navy Active	Whidbey Island NAS	217	2,468,117	0	0	160	418,596	4,358	4,361	1,724.7	4,818	270	0
NAS Whidbey Island - Racon Hill		Navy Active	Oak Harbor	5	4,558	0	0	0	0	22	22	14.2	0	0	0
NAS Whidbey Island Sea Plane Base		Navy Active	Oak Harbor	93	444,664	0	0	892	2,519,204	2,784	2,785	752.4	0	5	0
Naval Medical Center Bremerton		Navy Active	Bremerton	16	372,620	0	0	0	0	49	49	191.4	0	417	0
NAVBASE Kitsap Bremerton		Navy Active	Bangor	570	4,400,253	0	0	359	2,141,732	7,181	7,186	3,340.7	7,402	1,657	0
NAVMAG Indian Island		Navy Active	Port Townsend	161	452,235	0	0	0	0	2,716	2,716	368.5	0	68	0
NOSC Spokane		Navy Reserve	Spokane	9	68,291	0	0	0	0	23	23	19.1	371	0	0
NS Everett		Navy Active	Everett	49	756,407	0	0	0	0	213	213	629.6	1,589	17	0
OLF Coupeville		Navy Active	Coupeville	6	6,566	0	0	3	2,262	664	1,060	47.0	0	0	0
Shipyards Puget Sound		Navy Active	Bremerton	105	3,267,738	1	11,992	0	0	570	570	2,650.4	141	0	0
* OTHER SITE(S) : 46				73	250,509	2	44,476	35	105,770	1,667	1,716	154.1	645	219	0
Washington Total:				2,134	18,430,529	3	56,468	1,595	5,540,150	25,836	27,362	13,024.0	15,346	4,174	0
West Virginia															
Allegany Ballistics Lab		Navy Active	Keyser	169	1,338,032	0	0	0	0	1,639	1,785	422.8	0	0	0
NIOC Sugar Grove		Navy Active	Sugar Grove	45	106,036	1	200	43	136,162	604	647	116.8	11	86	0
* OTHER SITE(S) : 4				28	161,050	0	0	1	16,437	10	11	68.2	342	1	0
West Virginia Total:				242	1,605,118	1	200	44	152,599	2,254	2,442	607.8	353	87	0
Wisconsin															
NOSC Green Bay		Navy Reserve	Ashwaubenon	2	38,487	0	0	0	0	10	10	11.3	256	0	0
* OTHER SITE(S) : 3				3	106,907	0	0	0	0	0	14	29.1	746	1	0
Wisconsin Total:				5	145,394	0	0	0	0	10	25	40.4	1,002	1	0

* US Locations that do not meet criteria of at least ten (10) Acres AND at least \$10M PRV. US Territories and Non-US Locations that do not meet criteria of at least ten (10) Acres OR at least \$10M PRV.

DEPARTMENT OF DEFENSE - Navy
Base Structure Report - As of 30 Sept 2009

SITE	BRAC 2005	COMPONENT	NAME NEAREST CITY	BUILDINGS						ACRES OWNED	TOTAL ACRES	PRV (\$M)	MIL	CIV	OTHER
				OWNED		LEASED		OTHER							
				COUNT	SQFT	COUNT	SQFT	COUNT	SQFT						
US/US Territories Total:				35,671	311,948,479	522	3,319,948	18,806	64,887,590	1,850,519	2,078,153	169,852.1	288,454	146,220	34

* US Locations that do not meet criteria of at least ten (10) Acres AND at least \$10M PRV. US Territories and Non-US Locations that do not meet criteria of at least ten (10) Acres OR at least \$10M PRV.

DEPARTMENT OF DEFENSE - Navy
Base Structure Report - As of 30 Sept 2009

SITE	BRAC 2005	COMPONENT	NAME NEAREST CITY	BUILDINGS						ACRES OWNED	TOTAL ACRES	PRV (\$M)	MIL	CIV	OTHER
				OWNED		LEASED		OTHER							
				COUNT	SQFT	COUNT	SQFT	COUNT	SQFT						
Australia															
NAVCOMMSTA H E Holt Exmouth		Navy Active	Northwest Cape	0	0	0	0	0	0	0	20,072		0	0	0
Australia Total:				0	0	0	0	0	0	0	20,072	0.0	0	0	0
Bahamas															
AUTEC Golding Cay		Navy Active	Andros Island	8	5,664	0	0	0	0	0	0	10.1	0	0	0
AUTEC Main Base		Navy Active	Andros Island	131	558,267	0	0	0	0	0	539	363.3	0	0	0
AUTEC Salvador Point		Navy Active	Andros Island	10	8,383	0	0	0	0	0	0	15.3	0	0	0
* OTHER SITE(S) : 3				2	3,376	0	0	0	0	0	0	8.9	0	0	0
Bahamas Total:				151	575,690	0	0	0	0	0	539	397.6	0	0	0
Bahrain															
NSA Bahrain		Navy Active	Manama	160	1,010,981	2	2,236	1	308	0	66	429.7	2,510	59	212
NSA Bahrain - Aviation Unit Muharraq		Navy Active	Al Jufayr	9	20,945	3	65,969	0	0	0	0	45.6	0	0	0
NSA Bahrain - Banz Wrhs Compound		Navy Active	Al Jufayr	0	0	15	1,012,230	0	0	0	14	196.5	0	0	0
NSA Bahrain - Dependent School		Navy Active	Al Jufayr	0	0	2	2,190	4	263,383	0	25	87.3	0	0	0
NSA Bahrain - Mina Sulman Pier Area		Navy Active	Al Jufayr	5	2,153	2	53,970	0	0	0	0	66.2	0	0	0
* OTHER SITE(S) : 3				27	12,881	2	16,350	0	0	0	0	8.4	0	0	0
Bahrain Total:				201	1,046,960	26	1,152,945	5	263,691	0	106	833.9	2,510	59	212
Br Indian Ocean Territories															
NAVSUPPFAC Diego Garcia		Navy Active	Diego Garcia, Naval Fac	605	2,359,542	0	0	0	0	0	7,000	3,080.2	584	2	35
Br Indian Ocean Territories Total:				605	2,359,542	0	0	0	0	0	7,000	3,080.2	584	2	35
Canada															
* OTHER SITE(S) : 2				0	0	1	144	0	0	0	1	0.1	0	0	0
Canada Total:				0	0	1	144	0	0	0	1	0.1	0	0	0
Cuba															
NS Guantanamo Bay		Navy Active	Guantanamo Bay	1,397	5,124,848	0	0	0	0	0	28,817	3,126.3	1,182	100	149
Cuba Total:				1,397	5,124,848	0	0	0	0	0	28,817	3,126.3	1,182	100	149
Djibouti															
Camp Lemonier Djibouti		Navy Active	Djibouti	650	399,543	0	0	0	0	0	0	118.3	0	0	0
Djibouti Total:				650	399,543	0	0	0	0	0	0	118.3	0	0	0

* US Locations that do not meet criteria of at least ten (10) Acres AND at least \$10M PRV. US Territories and Non-US Locations that do not meet criteria of at least ten (10) Acres OR at least \$10M PRV.

DEPARTMENT OF DEFENSE - Navy
Base Structure Report - As of 30 Sept 2009

SITE	BRAC 2005	COMPONENT	NAME NEAREST CITY	BUILDINGS						ACRES OWNED	TOTAL ACRES	PRV (\$M)	MIL	CIV	OTHER
				OWNED		LEASED		OTHER							
				COUNT	SQFT	COUNT	SQFT	COUNT	SQFT						
Egypt															
Naval Medical Research Unit Three Cairo Egypt		Navy Active	Cairo	20	81,088	3	16,761	0	0	0	3	51.4	17	13	115
* OTHER SITE(S) : 1				0	0	14	28,703	0	0	0	0	10.0	0	0	0
Egypt Total:				20	81,088	17	45,464	0	0	0	3	61.4	17	13	115
Greece															
Larissa, Greece		Navy Active	Larissa	5	24,016	1	2,443	3	8,640	0	0	12.4	0	0	0
NATO Ordnance Area		Navy Active	Soudha Bay	0	0	0	0	15	68,700	0	0	26.3	0	0	0
NSA Souda Bay		Navy Active	Soudha Bay	45	364,192	0	0	0	0	101	224.2	351	67	0	
NSA Souda Bay Marathi Pier Area		Navy Active	Soudha Bay	9	15,087	0	0	0	0	0	14.5	0	0	0	
* OTHER SITE(S) : 2				8	38,026	0	0	4	20,157	0	0	11.9	0	0	0
Greece Total:				67	441,321	1	2,443	22	97,497	0	101	289.4	351	67	0
Iceland															
Grindavik, Iceland		Navy Active	Grindavik	7	16,661	0	0	0	0	0	1,049	22.6	0	0	0
Iceland Total:				7	16,661	0	0	0	0	0	1,049	22.6	0	0	0
Indonesia															
Naval Medical Research Unit Two Djakartaid		Navy Active	Jakarta, Java	0	0	0	0	4	45,946	0	0	12.4	0	0	0
Indonesia Total:				0	0	0	0	4	45,946	0	0	12.4	0	0	0
Italy															
Augusta Bay		Navy Active	Catania	5	55,884	0	0	0	0	0	44.0	0	0	0	
Capodichino		Navy Active	Naples	60	845,532	0	0	2	41,520	0	58	562.6	0	0	0
Carney Park		Navy Active	Naples	21	17,314	3	10,315	0	0	0	53	25.7	0	0	0
Gaeta		Navy Active	Gaeta	3	2,024	2	5,226	10	48,042	0	14	45.0	90	0	1
Lago Patria		Navy Active	Naples	10	14,749	0	0	1	2,479	0	3	18.5	0	0	0
NAS 1 Support Area		Navy Active	Catania	43	806,891	2	68,100	0	0	0	10	434.1	0	0	0
NAS Pensacola Transmitter Site		Navy Active	Sigonella Sicily	5	28,436	0	0	0	0	0	0	16.2	0	0	0
NAS Sigonella		Navy Active	Sigonella Sicily	105	1,238,797	0	0	5	25,934	0	325	805.5	1,733	246	687
NAS Sigonella Belpasso Hsg		Navy Active	Catania	1	11,646	148	953,772	0	0	0	104	199.2	0	0	0
NAS Sigonella Mineo Housing		Navy Active	Sigonella Sicily	0	0	112	749,775	0	0	0	62	166.8	0	0	0
NATO Ordnance Facility		Navy Active	Sigonella Sicily	28	85,350	0	0	0	0	0	172	44.3	0	0	0
NSA Naples Support Site		Navy Active	Naples	2	188,376	162	2,993,118	0	0	0	228	905.0	0	0	0
NSA Naples Various Location Housing		Navy Active	Naples	0	0	9	370,079	0	0	0	0	72.2	0	0	0
* OTHER SITE(S) : 9				3	7,637	3	1,417	5	20,058	0	8	13.9	2,022	360	636

* US Locations that do not meet criteria of at least ten (10) Acres AND at least \$10M PRV. US Territories and Non-US Locations that do not meet criteria of at least ten (10) Acres OR at least \$10M PRV.

DEPARTMENT OF DEFENSE - Navy
Base Structure Report - As of 30 Sept 2009

SITE	BRAC 2005	COMPONENT	NAME NEAREST CITY	BUILDINGS						ACRES OWNED	TOTAL ACRES	PRV (\$M)	MIL	CIV	OTHER
				OWNED		LEASED		OTHER							
				COUNT	SQFT	COUNT	SQFT	COUNT	SQFT						
Italy Total:				286	3,302,637	441	5,151,802	23	138,033	0	1,037	3,353.0	3,845	606	1,324
Japan															
Akasaki POL Dep-5032		Navy Active	Sasebo	46	110,317	0	0	40	156,526	0	182	398.1	0	0	0
Awase		Navy Active	Kadena Air Base Okinawa	5	12,874	0	0	0	0	0	118	19.1	0	0	0
Azuma - 3090		Navy Active	Yokosuka	43	48,385	0	0	33	105,194	0	201	397.8	0	0	0
Camp Shields-6032		Navy Active	Camp Shields-Okinawa	31	123,766	0	0	19	328,796	0	88	156.6	0	0	0
COMFLEACT Kadena Okinawa		Navy Active	Okinawa Island	4	6,734	0	0	112	579,233	0	120	279.6	2,356	218	303
COMFLEACT Sasebo JA		Navy Active	Sasebo	57	113,959	0	0	159	1,551,378	0	7,718	942.5	2,475	125	674
COMFLEACT Yokosuka		Navy Active	Yokosuka	229	478,164	0	0	560	9,201,424	0	2,662	4,677.5	2,492	838	5,537
Drydock Area-5030		Navy Active	Sasebo	1	506	0	0	13	22,454	0	0	162.7	0	0	0
Hachinohe POL Dep-2006		Navy Active	Hachinohe	11	5,834	0	0	14	10,729	0	46	73.6	0	0	0
Hario Housing Area-5119		Navy Active	Sasebo	29	15,226	0	0	78	1,150,207	0	78	334.3	0	0	0
Hario Shima Ammo-5050		Navy Active	Sasebo	28	43,530	0	0	15	62,992	0	487	106.5	0	0	0
Ikego Housing Area-3087		Navy Active	Ikego	46	49,044	0	0	140	2,427,397	0	708	705.5	0	0	0
Iorizaki POL Dep-5036		Navy Active	Sasebo	3	86	0	0	4	7,060	0	56	145.8	0	0	0
Iwo Jima-3181		Navy Active	Iwo Jima	0	0	0	0	46	311,555	0	243	310.1	0	0	0
Kami Seya-3096		Navy Active	Kami Seya	103	296,276	0	0	13	120,783	0	587	188.2	0	21	98
Kisarazu-JGSDF-3033		Navy Active	Kisarazu	12	20,931	0	0	33	319,244	0	515	290.3	0	0	0
Kobi Sho Range-6084		Navy Active	Okinawa Island	0	0	0	0	0	0	0	216	0	0	0	0
Koshiha POL Dep-3113		Navy Active	Yokohama	0	0	0	0	0	0	0	104	0	0	0	0
Maebata - 5033		Navy Active	Sasebo	35	58,004	0	0	44	287,147	0	144	169.7	0	0	0
NAF Atsugi		Navy Active	Atsugi	311	646,243	0	0	280	3,384,140	0	1,237	1,718.5	1,186	166	328
NAF Misawa JA		Navy Active	Misawa AFB	0	0	0	0	80	742,777	0	27	365.8	0	6	65
Nagasaka Rifle Range		Navy Active	Yokosuka	0	0	0	0	0	0	0	25	0	0	0	0
Negishi Dh Area-3066		Navy Active	Yokohama	43	32,415	0	0	238	638,412	0	111	274.7	0	0	0
Okidaito Jima Rng-6088		Navy Active	Okinawa Island	0	0	0	0	0	0	0	283	0	0	0	0
Sakibe - 5118		Navy Active	Sasebo	6	21,191	0	0	2	8,077	0	32	15.0	0	0	0
Sanno Hotel Tokyo-3185		Navy Active	Tokyo	2	783	0	0	1	151,385	0	2	64.2	0	0	0
Sekibi Sho Range-6085		Navy Active	Okinawa Island	0	0	0	0	0	0	0	10	0	0	0	0
Tengan Pier-6028		Navy Active	Tengan	4	5,612	0	0	0	0	0	8	57.3	0	0	0
Totsuka-NCTS-3097		Navy Active	Totsuka	25	17,049	0	0	11	39,443	0	191	59.3	0	0	0
Tsurumi POL Dep-3144		Navy Active	Yokohama	36	10,561	0	0	26	63,144	0	46	143.8	0	0	0
Urago Ordinance-3117		Navy Active	Yokosuka	16	16,021	0	0	31	179,248	0	48	112.4	0	0	0
White Beach		Navy Active	White Beach Nav Inst	56	92,176	0	0	10	127,155	0	290	177.4	0	0	0
Yokohama No Dock-3067		Navy Active	Yokohama	3	3,318	0	0	16	304,277	0	23	111.5	0	0	0
Yokose POL Dep-5039		Navy Active	Sasebo	9	2,095	0	0	5	4,588	0	153	286.8	0	0	0
* OTHER SITE(S) : 7				4	955	0	0	4	14,080	0	9	9.2	0	0	0
Japan Total:				1,198	2,232,055	0	0	2,027	22,298,846	0	16,767	12,754.0	8,509	1,374	7,005

* US Locations that do not meet criteria of at least ten (10) Acres AND at least \$10M PRV. US Territories and Non-US Locations that do not meet criteria of at least ten (10) Acres OR at least \$10M PRV.

DEPARTMENT OF DEFENSE - Navy
Base Structure Report - As of 30 Sept 2009

SITE	BRAC 2005	COMPONENT	NAME NEAREST CITY	BUILDINGS						ACRES OWNED	TOTAL ACRES	PRV (\$M)	MIL	CIV	OTHER
				OWNED		LEASED		OTHER							
				COUNT	SQFT	COUNT	SQFT	COUNT	SQFT						
Kenya															
NSA Bahrain - Kenya		Navy Active	Mombasa	5	7,520	0	0	0	0	0	0	16.0	0	0	0
Kenya Total:				5	7,520	0	0	0	0	0	0	16.0	0	0	0
Kuwait															
* OTHER SITE(S) : 1				0	0	0	0	3	19,363	0	0	3.4	0	0	0
Kuwait Total:				0	0	0	0	3	19,363	0	0	3.4	0	0	0
Oman															
NSA Bahrain - Masirah Island		Navy Active	Sur Masirah	8	32,927	0	0	0	0	0	0	11.4	0	0	0
Oman Total:				8	32,927	0	0	0	0	0	0	11.4	0	0	0
Peru															
Naval Medical Research Center Det Lima Peru		Navy Active	Lima	0	0	0	0	2	26,871	0	0	11.4	0	0	0
Peru Total:				0	0	0	0	2	26,871	0	0	11.4	0	0	0
Portugal															
* OTHER SITE(S) : 1				0	0	0	0	2	1,713	0	0	0.5	33	4	0
Portugal Total:				0	0	0	0	2	1,713	0	0	0.5	33	4	0
Singapore															
Singapore Area Coordinator		Navy Active	Singapore	0	0	94	550,897	74	369,070	0	0	291.4	128	1	1
* OTHER SITE(S) : 1				0	0	0	0	1	190	0	0	0.1	0	27	18
Singapore Total:				0	0	94	550,897	75	369,260	0	0	291.5	128	28	19
South Korea															
Fleet Activities Chinhae		Navy Active	Chinhae	109	326,597	0	0	0	0	0	91	107.0	108	10	150
Pohang		Navy Active	Pohang	12	77,962	0	0	51	123,848	0	3	79.1	0	0	0
ROK Navy Base		Navy Active	Chinhae	3	17,599	0	0	0	0	0	0	69.9	0	0	0
Yechon		Navy Active	Yechon	0	0	0	0	26	73,130	0	0	39.9	0	0	0
Yongsan Garrison		Navy Active	Yongsan	0	0	0	0	17	60,920	0	0	18.6	0	0	0
* OTHER SITE(S) : 3				1	215	0	0	2	79,278	0	3	13.1	0	0	0
South Korea Total:				125	422,373	0	0	96	337,176	0	97	327.7	108	10	150
Spain															
NS Rota		Navy Active	Rota	925	3,699,536	0	0	0	0	0	5,962	1,882.0	1,113	190	0
* OTHER SITE(S) : 2				1	1,995	0	0	1	2,010	0	1	2.4	0	12	0

* US Locations that do not meet criteria of at least ten (10) Acres AND at least \$10M PRV. US Territories and Non-US Locations that do not meet criteria of at least ten (10) Acres OR at least \$10M PRV.

DEPARTMENT OF DEFENSE - Navy
Base Structure Report - As of 30 Sept 2009

SITE	BRAC 2005	COMPONENT	NAME NEAREST CITY	BUILDINGS						ACRES OWNED	TOTAL ACRES	PRV (\$M)	MIL	CIV	OTHER
				OWNED		LEASED		OTHER							
				COUNT	SQFT	COUNT	SQFT	COUNT	SQFT						
			Spain Total:	926	3,701,531	0	0	1	2,010	0	5,963	1,884.4	1,113	202	0
<u>United Arab Emirates</u>															
			* OTHER SITE(S) : 2	0	0	9	124,987	0	0	0	25	37.2	250	0	0
			United Arab Emirates Total:	0	0	9	124,987	0	0	0	25	37.2	250	0	0
<u>United Kingdom</u>															
			* OTHER SITE(S) : 3	0	0	0	0	0	0	0	0		20	106	90
			United Kingdom Total:	0	0	0	0	0	0	0	0	0.0	20	106	90
			Overseas Total:	5,646	19,744,696	589	7,028,682	2,260	23,600,405	0	81,577	26,632.5	18,650	2,571	9,099
			Worldwide Totals By Reporting Component:	41,317	331,693,176	1,111	10,348,630	21,066	88,487,996	1,850,519	2,159,729	196,484.6	307,104	148,791	9,133

* US Locations that do not meet criteria of at least ten (10) Acres AND at least \$10M PRV. US Territories and Non-US Locations that do not meet criteria of at least ten (10) Acres OR at least \$10M PRV.

DEPARTMENT OF DEFENSE - Air Force

Base Structure Report - As of 30 Sept 2009

SITE	BRAC 2005	COMPONENT	NAME NEAREST CITY	BUILDINGS						ACRES OWNED	TOTAL ACRES	PRV (\$M)	MIL	CIV	OTHER
				OWNED		LEASED		OTHER							
				COUNT	SQFT	COUNT	SQFT	COUNT	SQFT						
Alabama															
Abston ANG		AF Guard	Montgomery	8	81,723	0	0	0	0	0	27	17.7	63	0	0
Birmingham Airport		AF Guard	Birmingham	37	339,134	0	0	0	0	0	140	119.1	1,743	0	0
Dothan Regional Airport (ANGS)		AF Guard	Dothan	13	97,472	0	0	0	0	0	36	21.8	366	0	0
Martin ANG		AF Guard	Gadsden	14	71,253	0	0	0	0	0	29	19.1	0	0	0
Maxwell AFB		AF Active	Maxwell AFB	249	4,716,542	0	0	0	0	2,528	3,543	1,388.9	1,638	1,233	0
Maxwell AFB Gunter Annex		AF Active	Gunter AFB	57	1,713,364	2	31,567	0	0	353	371	404.2	714	560	0
Montgomery ANG		AF Guard	Montgomery	6	65,123	0	0	0	0	12	12	14.7	205	0	0
Montgomery Regional Airport ANGB		AF Guard	Montgomery	42	322,249	0	0	0	0	0	70	96.3	1,714	0	0
* OTHER SITE(S) : 3				14	14,129	0	0	0	0	10	212	5.0	0	0	0
Alabama Total:				440	7,420,989	2	31,567	0	0	2,903	4,440	2,086.8	6,443	1,793	0
Alaska															
Barter Island Dew Station Bar		AF Active	Kaktovik	7	65,887	0	0	0	0	0	641	257.3	0	0	0
Big Mountain Radio Relay Site		AF Active	Iliamna	0	0	0	0	0	0	0	402	51.4	0	0	0
Birch Lake Recreation Annex		AF Active	Salcha	31	17,983	0	0	0	0	0	51	15.9	0	0	0
Blair Lake Air Force Rangeex		AF Active	North Pole	3	31,600	0	0	0	0	0	33,963	32.4	0	0	0
Cape Lisburne Long Range Radar Site		AF Active	Point Hope	7	46,258	0	0	0	0	0	1,125	150.3	0	0	0
Cape Newenham Long Range Radar Site		AF Active	Platinum	9	54,720	0	0	0	0	0	2,359	172.4	0	0	0
Cape Romanzof Long Range Radar Site		AF Active	Hooper Bay	8	36,745	0	0	0	0	0	4,900	61.2	0	0	0
Chena River Research Site		AF Active	North Pole	2	420	0	0	0	0	0	3,791	63.4	0	0	0
Clear AB		AF Active	Clear A.F.B.	53	884,359	0	0	0	0	11,438	11,438	737.9	206	60	0
Cold Bay Long Range Radar Site		AF Active	Cold Bay	5	13,548	0	0	0	0	0	208	43.7	0	0	0
Eareckson AS		AF Active	Adak Station	86	1,231,164	0	0	0	0	0	3,520	2,423.0	0	0	0
Eielson AFB		AF Active	North Pole	451	5,819,724	123	1,028,875	1	82,750	0	24,429	5,008.4	3,140	394	0
Elmendorf AFB		AF Active	Anchorage	387	7,532,861	1	19,112	2	5,363	11,990	13,452	5,053.4	6,457	926	0
Flaxman Island Range Radar Site		AF Active	Deadhorse	12	25,438	0	0	0	0	0	605	96.9	0	0	0
Fort Yukon Long Range Radar Site		AF Active	Fort Yukon	6	47,303	0	0	0	0	0	84	26.1	0	0	0
Galena Airport		AF Active	Galena	42	356,369	0	0	0	0	0	163	348.0	0	0	0
Granite Mountain Radio Relay Site		AF Active	Nome	7	26,079	0	0	0	0	0	258	94.4	0	0	0
Haarp Research Station		AF Active	Gakona	33	45,894	0	0	0	0	5,408	5,408	70.3	0	0	0
Indian Mountain Long Range Radar Site		AF Active	Hughes	8	33,230	0	0	0	0	0	4,226	83.4	0	0	0
Kalakaket Creek Radio Relay Site		AF Active	Ruby	6	24,424	0	0	0	0	0	316	54.5	0	0	0
King Salmon Airport		AF Active	King Salmon	0	0	1	182	55	378,206	192	927	794.2	0	0	0
Kotzebue Long Range Radar Site		AF Active	Kotzebue	2	4,511	0	0	0	0	0	676	12.2	0	0	0
Lonely Short Range Radar Site		AF Active	Barrow	0	0	0	0	13	27,465	0	1,082	88.0	0	0	0
Nikolski Radio Relay Site		AF Active	Nikolski	1	120	0	0	0	0	0	323	14.6	0	0	0

* US Locations that do not meet criteria of at least ten (10) Acres AND at least \$10M PRV. US Territories and Non-US Locations that do not meet criteria of at least ten (10) Acres OR at least \$10M PRV.

DEPARTMENT OF DEFENSE - Air Force
Base Structure Report - As of 30 Sept 2009

SITE	BRAC 2005	COMPONENT	NAME NEAREST CITY	BUILDINGS						ACRES OWNED	TOTAL ACRES	PRV (\$M)	MIL	CIV	OTHER
				OWNED		LEASED		OTHER							
				COUNT	SQFT	COUNT	SQFT	COUNT	SQFT						
North River Radio Relay Site		AF Active	Unalakleet	0	0	0	0	0	0	144	22.4	0	0	0	
Oliktok Long Range Radar Site		AF Active	Deadhorse	5	36,636	0	0	0	0	160	832	117.5	0	0	0
Point Barrow Long Range Radar Site		AF Active	Barrow	0	0	0	0	6	52,965	0	266	96.5	0	0	0
Point Lay Long Range Radar Site		AF Active	Point Lay	0	0	0	0	6	36,640	0	1,442	63.0	0	0	0
Sparrevohn Long Range Radar Site		AF Active	Lime Village	8	41,055	0	0	0	0	0	1,179	172.6	0	0	0
Tatalina Long Range Radar Site		AF Active	McGrath	7	37,367	0	0	0	0	0	4,970	85.5	0	0	0
Ted Stevens IAP		AF Guard	Anchorage	35	424,609	0	0	0	0	0	129	268.0	2,433	0	0
Tin City Long Range Radar Site		AF Active	Wales	6	83,453	0	0	0	0	37	723	169.8	0	0	0
Wainwright Short Range Radar Site		AF Active	Wainwright	3	2,628	0	0	5	19,994	0	1,519	141.4	0	0	0
Yukon Weapons Range		AF Active	North Pole	8	7,337	0	0	0	0	0	246	12.0	0	0	0
* OTHER SITE(S) : 33				27	34,602	0	0	0	0	14	13,696	61.5	0	0	0
Alaska Total:				1,265	16,966,324	125	1,048,169	88	603,383	29,239	139,493	16,963.7	12,236	1,380	0
Arizona															
Air Force Plant 44		AF Active	Tucson	71	1,030,468	0	0	0	0	2,208	2,208	231.2	0	0	0
Davis-Monthan AFB		AF Active	Tucson	510	4,683,633	0	0	1	18,945	4,166	9,708	1,898.3	6,327	1,085	0
Gila Bend Air Force Auxiliary Field		AF Active	Gila Bend	41	143,530	0	0	0	0	640	1,886	108.9	0	0	0
Luke AFB		AF Active	Luke AFB	357	3,658,289	0	0	0	0	2,933	4,833	1,380.4	4,426	953	0
Luke Air Force Auxiliary Field #1		AF Active	Wittmann	1	600	0	0	0	0	400	1,105	156.8	0	0	0
Luke Waste Annex		AF Active	Glendale	11	23,906	0	0	0	0	0	46	15.1	0	0	0
Papago ANG		AF Guard	Phoenix	4	40,364	0	0	0	0	0	12	10.9	0	0	0
Sky Harbor IAP		AF Guard	Phoenix	17	275,733	0	0	0	0	0	60	99.5	1,543	0	0
The Barry M Goldwater Air Force Range		AF Active	Gila Bend	9	8,708	0	0	0	0	1,162,690	2,671,679	172.6	0	0	0
Tucson IAP		AF Guard	Tucson	38	600,225	0	0	0	0	94	98	193.9	2,722	4	0
Williams AFB		AF Active	Mesa	4	8,166	0	0	0	0	198	278	33.7	1	4	0
Yuma Radar Site (TARS #1)		AF Active	Dome	5	8,795	0	0	0	0	0	62	11.0	0	0	0
* OTHER SITE(S) : 9				52	167,744	0	0	0	0	359	445	63.3	0	0	0
Arizona Total:				1,120	10,650,161	0	0	1	18,945	1,173,688	2,692,420	4,375.4	15,019	2,046	0
Arkansas															
Fort Smith MAP		AF Guard	Fort Smith	39	360,345	0	0	0	0	0	142	114.8	1,867	0	0
Little Rock AFB		AF Active	Jacksonville	349	3,886,044	0	0	0	0	6,772	6,929	1,590.6	6,720	480	0
* OTHER SITE(S) : 5				4	11,306	0	0	0	0	371	893	4.0	0	0	0
Arkansas Total:				392	4,257,695	0	0	0	0	7,143	7,964	1,709.4	8,587	480	0
California															
Air Force Plant 42		AF Active	Palmdale	103	3,238,923	0	0	0	0	6,131	6,131	1,373.2	14	17	0
Beale AFB		AF Active	Beale AFB	1,323	4,313,975	0	0	0	0	25,918	25,930	2,254.7	3,840	559	0

* US Locations that do not meet criteria of at least ten (10) Acres AND at least \$10M PRV. US Territories and Non-US Locations that do not meet criteria of at least ten (10) Acres OR at least \$10M PRV.

DEPARTMENT OF DEFENSE - Air Force
Base Structure Report - As of 30 Sept 2009

SITE	BRAC 2005	COMPONENT	NAME NEAREST CITY	BUILDINGS						ACRES OWNED	TOTAL ACRES	PRV (\$M)	MIL	CIV	OTHER
				OWNED		LEASED		OTHER							
				COUNT	SQFT	COUNT	SQFT	COUNT	SQFT						
Channel Islands ANGS		AF Guard	Oxnard	21	345,982	0	0	0	0	206	206	169.7	1,876	0	0
Davis Communications Annex		AF Active	Davis	4	29,524	0	0	0	0	160	160	19.5	0	0	0
Edwards AFB		AF Active	Lancaster	1,667	8,869,335	1	25,913	113	319,021	272,579	307,517	5,662.6	1,821	3,380	0
Fort MacArthur FH Annex		AF Active	Long Beach	39	280,303	0	0	0	0	191	193	109.3	0	0	0
Fresno Yosemite International (ANG)		AF Guard	Fresno	44	391,190	0	0	0	0	0	117	158.0	1,812	0	0
George AFB		AF Active	George AFB	52	553,934	0	0	0	0	3,739	4,055	721.0	0	0	0
Hayward MAP (ANG)		AF Guard	Hayward	17	148,452	0	0	0	0	0	27	48.6	71	0	0
Lincoln Communication Annex		AF Active	Lincoln	2	16,264	0	0	0	0	358	358	19.6	0	0	0
Los Angeles AFB		AF Active	El Segundo	18	958,681	0	0	0	0	54	56	294.8	1,153	1,188	0
Los Angeles Air Force Annex No.4		AF Active	Carson	1	85,000	0	0	0	0	23	23	24.1	0	0	0
March AFB		AF Active	Riverside	166	365,424	1	400	0	0	1,543	1,558	285.3	35	62	0
March ARB		AF Reserve	Riverside	197	2,531,381	0	0	0	0	2,134	2,398	1,307.6	1,763	307	0
Mather AFB		AF Active	Rancho Cordova	179	1,458,836	0	0	0	0	4,360	4,489	1,024.8	0	0	0
McClellan AFB		AF Active	McClellan AFB	357	8,755,244	0	0	1	16,000	2,777	2,873	2,907.5	34	28	0
McClellan FH Annex		AF Active	McClellan AFB	284	644,191	0	0	0	0	7	12	106.1	0	0	0
NAS Moffett Field		AF Guard	Moffett Field	26	331,673	0	0	0	0	0	146	135.0	1,703	14	0
Norwalk 2		AF Reserve	Norwalk	9	7,767	0	0	0	0	47	55	173.5	0	0	0
Onizuka AFB		AF Active	Sunnyvale	20	612,595	0	0	0	0	23	23	195.5	11	143	0
Ozol Defense Fuel Support Point		AF Active	Martinez	4	4,494	0	0	0	0	54	75	127.4	0	0	0
Pillar Point AFS		AF Active	Half Moon Bay	14	26,020	0	0	0	0	55	55	13.1	0	0	0
Point Arena AFS		AF Active	Point Arena	47	92,706	0	0	0	0	74	83	33.3	0	0	0
San Diego ANGS		AF Guard	San Diego	2	31,816	0	0	0	0	0	24	10.5	207	0	0
Sepulveda National Guard Station		AF Guard	Los Angeles	13	85,839	0	0	0	0	0	26	26.2	205	0	0
Travis AFB		AF Active	Fairfield	401	6,446,422	148	441,593	0	0	5,130	6,495	3,862.7	6,379	1,274	0
Travis Water System Annex #2		AF Active	Fairfield	12	23,421	0	0	0	0	206	206	18.2	0	0	0
Tulelake Radar Site		AF Active	Newell	4	17,140	0	0	0	0	0	928	24.5	0	0	0
Vandenberg AFB		AF Active	Lompoc	640	6,491,282	9	32,907	3	64,506	98,415	118,312	3,591.1	2,707	1,124	0
* OTHER SITE(S) : 46				87	377,639	1	900	3	11,123	832	9,528	224.9	271	1	0
California Total:				5,753	47,535,453	160	501,713	120	410,650	425,015	492,058	24,922.0	23,902	8,097	0

Colorado

Buckley AFB		AF Active	Aurora	182	3,019,125	0	0	0	0	3,399	4,239	1,110.1	3,606	448	0
Buckley Annex		AF Reserve	Denver	4	637,903	0	0	0	0	72	72	163.4	0	0	0
Cheyenne Mountain AFS		AF Active	Colorado Spgs	51	422,236	0	0	0	0	499	567	201.1	337	99	0
Fort Carson Weapons Range		AF Guard	Colorado Spgs	5	12,224	0	0	0	0	0	3,110	14.5	0	0	0
Greeley ANGS		AF Guard	Greeley	6	59,125	0	0	0	0	0	17	18.5	0	0	0
Peterson AFB		AF Active	Colorado Spgs	160	3,162,883	36	338,788	0	0	218	1,457	1,144.2	2,869	1,916	1
Schriever AFB		AF Active	Colorado Spgs	58	1,899,877	0	0	0	0	3,202	5,634	637.9	1,654	546	0
USAF Academy		AF Active	Air Force Academy	227	5,754,601	0	0	0	0	44,230	53,276	2,905.1	1,709	1,453	0
USAF Academy Auxiliary Airfield		AF Active	Calhan	1	1,651	0	0	0	0	0	197	12.6	0	0	0

* US Locations that do not meet criteria of at least ten (10) Acres AND at least \$10M PRV. US Territories and Non-US Locations that do not meet criteria of at least ten (10) Acres OR at least \$10M PRV.

DEPARTMENT OF DEFENSE - Air Force

Base Structure Report - As of 30 Sept 2009

SITE	BRAC 2005	COMPONENT	NAME NEAREST CITY	BUILDINGS						ACRES OWNED	TOTAL ACRES	PRV (\$M)	MIL	CIV	OTHER
				OWNED		LEASED		OTHER							
				COUNT	SQFT	COUNT	SQFT	COUNT	SQFT						
* OTHER SITE(S) : 62				150	720,317	2	47,798	1	300	847	8,302	677.8	129	2	0
Colorado Total:				844	15,689,942	38	386,586	1	300	52,467	76,871	6,885.4	10,304	4,464	1
Connecticut															
Bradley IAP		AF Guard	Windsor Locks	32	316,735	0	0	0	0	0	148	125.1	51	0	0
Orange ANG Communications Station		AF Guard	New Haven	4	60,673	0	0	0	0	21	29	19.5	323	0	0
Connecticut Total:				36	377,408	0	0	0	0	21	177	144.6	374	0	0
Delaware															
Dover AFB		AF Active	Dover	200	3,556,806	0	0	5	48,783	3,218	3,824	1,697.6	3,302	745	0
New Castle County Airport		AF Guard	Newport	36	289,898	0	0	0	0	0	80	104.5	1,877	0	0
* OTHER SITE(S) : 3				0	0	0	0	0	0	2	3	0.0	0	0	0
Delaware Total:				236	3,846,704	0	0	5	48,783	3,220	3,907	1,802.2	5,179	745	0
District of Columbia															
Bolling AFB	R	AF Active	Washington, DC	124	2,941,005	0	0	1	448,000	607	607	943.6	1,562	746	0
District of Columbia Total:				124	2,941,005	0	0	1	448,000	607	607	943.6	1,562	746	0
Florida															
Arbuckle Airfield		AF Active	Avon Park	40	251,696	0	0	0	0	5,145	5,147	156.5	0	0	0
Avon Park AF Range		AF Active	Avon Park	6	6,163	0	0	0	0	100,929	100,929	36.5	0	29	0
Camp Blanding		AF Guard	Starke	24	131,675	0	0	0	0	0	219	28.9	4	0	0
Cape Canaveral AFS		AF Active	Cape Canaveral AFS	581	3,934,936	0	0	0	0	15,375	16,239	1,437.4	419	206	0
Cudjoe Key AFS		AF Active	Perky	8	15,832	0	0	0	0	65	69	14.3	0	0	0
Eglin AFB		AF Active	Valparaiso	1,708	10,090,885	0	0	15	195,480	436,035	453,594	3,913.3	6,765	3,543	0
Eglin AFB Auxiliary Field #3		AF Active	Crestview	291	1,285,655	0	0	6	70,512	1,348	1,348	948.2	11	25	0
Eglin AFB Auxiliary Field #6		AF Active	Ft Walton Beach	55	190,430	0	0	5	18,379	629	629	139.5	24	81	0
Homestead AFB		AF Reserve	Homestead	1	93,202	0	0	0	0	12	12	16.7	36	1	0
Homestead ARB		AF Reserve	Homestead	121	1,004,335	0	0	0	0	1,943	2,311	563.5	121	229	0
Hurlburt Field		AF Active	Mary Esther	547	4,799,306	76	450,404	1	200	6,634	6,634	1,584.9	7,466	902	0
Jacksonville IAP		AF Guard	Callahan	38	341,097	0	0	0	0	0	342	110.5	1,825	0	0
Lynn Haven Defense Fuel Sup		AF Active	Lynn Haven	8	12,631	0	0	0	0	203	203	47.5	0	0	0
MacDill AFB		AF Active	Tampa	318	4,439,236	0	0	3	76,866	5,633	5,866	1,756.3	4,513	1,361	0
Malabar Transmitter Annex		AF Active	Palm Bay	9	35,208	0	0	0	0	640	640	12.4	0	0	0
Patrick AFB		AF Active	Patrick AFB	279	3,154,524	0	0	0	0	2,089	2,324	1,018.5	1,192	1,262	0
Tyndall AFB		AF Active	Panama City	455	3,922,144	0	0	10	61,908	27,348	28,824	1,630.5	3,922	725	0
* OTHER SITE(S) : 47				39	66,905	1	10	0	0	895	928	32.8	0	0	0
Florida Total:				4,528	33,775,860	77	450,414	40	423,345	604,924	626,258	13,448.0	26,298	8,364	0

* US Locations that do not meet criteria of at least ten (10) Acres AND at least \$10M PRV. US Territories and Non-US Locations that do not meet criteria of at least ten (10) Acres OR at least \$10M PRV.

DEPARTMENT OF DEFENSE - Air Force

Base Structure Report - As of 30 Sept 2009

SITE	BRAC 2005	COMPONENT	NAME NEAREST CITY	BUILDINGS						ACRES OWNED	TOTAL ACRES	PRV (\$M)	MIL	CIV	OTHER
				OWNED		LEASED		OTHER							
				COUNT	SQFT	COUNT	SQFT	COUNT	SQFT						
Georgia															
Air Force Plant 6		AF Active	Marietta	94	6,464,943	0	0	0	0	755	755	1,279.3	0	0	0
Dobbins ARB		AF Reserve	Marietta	89	1,003,703	0	0	0	0	1,666	1,913	437.6	319	262	0
Glynco ANGS		AF Guard	Brunswick	5	68,731	0	0	0	0	0	14	14.4	0	0	0
Hunter ANGS #2		AF Guard	Savannah	13	63,778	0	0	0	0	0	18	13.3	321	0	0
Moody AFB		AF Active	Moody AFB	334	2,641,141	0	0	0	0	5,094	5,497	906.7	4,518	386	0
Robins AFB		AF Active	Robins AFB	491	13,220,121	0	0	1	34,500	6,779	6,935	3,585.9	6,637	11,727	0
Savannah/Hilton Head IAP		AF Guard	Garden City	69	616,021	0	0	0	0	0	290	172.3	1,814	0	0
* OTHER SITE(S) : 16				64	134,184	7	38,933	0	0	6,598	6,710	47.2	212	0	0
Georgia Total:				1,159	24,212,622	7	38,933	1	34,500	20,892	22,132	6,456.7	13,821	12,375	0
Guam															
Andersen Administration Annex		AF Active	Yigo	130	755,018	0	0	0	0	1,969	2,024	382.7	0	0	0
Andersen AFB		AF Active	Yigo	1,327	5,723,048	0	0	0	0	11,093	11,096	6,165.3	2,453	431	0
Andersen AFB VOR Annex		AF Active	Dededo	0	0	0	0	0	0	0	0	3.1	0	0	0
Andersen AFS		AF Active	Yigo	6	16,773	0	0	0	0	32	32	22.0	0	0	0
Andersen Communications Annex #2		AF Active	Barrigada	0	0	0	0	0	0	432	432	10.6	0	0	0
Andersen FH Annex #1		AF Active	Dededo	0	0	0	0	0	0	102	102	1.2	0	0	0
Andersen FH Annex #4		AF Active	Dededo	1	266	0	0	0	0	408	408	18.3	0	0	0
Andersen Petrol Product Storage Annex #1		AF Active	Dededo	2	1,768	0	0	0	0	19	19	250.5	0	0	0
Andersen Petrol Product Storage Annex #2		AF Active	Tamuning	10	24,855	0	0	0	0	64	64	169.1	0	0	0
Andersen Water Supply Annex		AF Active	Tamuning	2	384	0	0	0	0	8	8	9.3	0	0	0
Northwest Guam AFB		AF Active	Dededo	12	59,914	0	0	0	0	4,378	4,378	743.4	0	0	0
Guam Total:				1,490	6,582,026	0	0	0	0	18,505	18,563	7,775.5	2,453	431	0
Hawaii															
Barking Sands Communications Station		AF Guard	Kekaha	4	31,016	0	0	0	0	0	11	22.6	253	0	0
Bellows AFS		AF Active	Kailua	97	142,139	0	0	0	0	409	486	170.8	28	10	0
Hickam AFB		AF Active	Hickam AFBBase	310	5,051,886	0	0	0	0	2,525	2,535	4,346.8	6,933	1,290	0
Hickam Petroleum Products Storage Annex		AF Active	Wahiawa	6	7,247	0	0	0	0	92	151	388.4	0	0	0
Kaena Point Satellite Tracking Station		AF Active	Waianae	25	69,531	0	0	0	0	0	153	63.4	2	18	0
Kokee AFS		AF Active	Kekaha	12	23,239	0	0	0	0	0	10	17.9	40	0	0
* OTHER SITE(S) : 15				36	227,489	0	0	14	84,480	6	624	218.5	751	7	0
Hawaii Total:				490	5,552,547	0	0	14	84,480	3,032	3,970	5,228.4	8,007	1,325	0

* US Locations that do not meet criteria of at least ten (10) Acres AND at least \$10M PRV. US Territories and Non-US Locations that do not meet criteria of at least ten (10) Acres OR at least \$10M PRV.

DEPARTMENT OF DEFENSE - Air Force
Base Structure Report - As of 30 Sept 2009

SITE	BRAC 2005	COMPONENT	NAME NEAREST CITY	BUILDINGS						ACRES OWNED	TOTAL ACRES	PRV (\$M)	MIL	CIV	OTHER
				OWNED		LEASED		OTHER							
				COUNT	SQFT	COUNT	SQFT	COUNT	SQFT						
Idaho															
Boise Air Terminal (ANG)		AF Guard	Boise	176	1,695,419	2	3,298	1	12,960	0	576	553.4	2,316	0	0
Mountain Home AFB		AF Active	Mountain Home	1,199	5,421,160	0	0	16	34,380	2,250	3,140	2,342.0	4,459	437	0
Saylor Creek Air Force Range		AF Active	Bruneau	5	10,918	0	0	0	0	640	6,720	15.0	0	0	0
* OTHER SITE(S) : 42				29	26,918	0	0	0	0	3	4,074	33.1	0	0	0
Idaho Total:				1,409	7,154,415	2	3,298	17	47,340	2,893	14,510	2,943.4	6,775	437	0
Illinois															
Capital Airport		AF Guard	Springfield	32	325,396	0	0	0	0	0	90	131.0	1,749	0	0
Chanute AFB		AF Active	Rantoul	230	2,812,879	0	0	0	0	1,343	1,343	1,173.2	0	2	0
Greater Peoria Regional Airport		AF Guard	Peoria	36	466,187	0	0	0	0	0	765	197.0	2,253	0	0
Scott AFB		AF Active	Belleville	316	4,713,078	0	0	3	12,852	2,881	3,638	1,978.2	6,235	2,996	0
* OTHER SITE(S) : 6				2	3,719	4	24,031	0	0	37	43	10.1	0	0	0
Illinois Total:				616	8,321,259	4	24,031	3	12,852	4,261	5,880	3,489.5	10,237	2,998	0
Indiana															
Fort Wayne IAP		AF Guard	Fort Wayne	30	374,646	1	14,280	0	0	0	189	141.8	1,739	0	0
Grissom AFB		AF Active	Peru	18	241,639	0	0	0	0	1,020	1,098	110.9	0	2	0
Grissom ARB		AF Reserve	Peru	86	1,032,005	0	0	0	0	1,427	1,791	580.6	249	241	0
Hulman Fld		AF Guard	Terre Haute	47	343,090	0	0	0	0	37	121	116.4	1,502	0	0
* OTHER SITE(S) : 2				10	26,662	0	0	0	0	0	1,045	8.5	0	0	0
Indiana Total:				191	2,018,042	1	14,280	0	0	2,484	4,245	958.2	3,490	243	0
Iowa															
Des Moines IAP		AF Guard	Des Moines	30	213,919	4	177,754	1	15,546	0	171	128.2	1,903	0	0
Fort Dodge ANG		AF Guard	Fort Dodge	13	40,063	0	0	0	0	0	13	11.5	254	0	0
Sioux Gateway Apt/Col Bud Day Field (ANG)		AF Guard	Sioux City	40	451,647	0	0	0	0	16	286	161.6	1,492	0	0
Iowa Total:				83	705,629	4	177,754	1	15,546	16	471	301.3	3,649	0	0
Johnston Atoll															
Johnston Atoll Airfield		AF Active	Johnston Atoll	72	295,161	0	0	0	0	684	684	590.3	0	0	0
Johnston Atoll Total:				72	295,161	0	0	0	0	684	684	590.3	0	0	0
Kansas															
Forbes Field (ANG)		AF Guard	Topeka	33	687,005	0	0	0	0	192	215	250.3	1,694	28	0
McConnell AFB		AF Active	Wichita	754	4,384,454	0	0	0	0	2,682	3,616	1,603.7	4,639	378	0
Smoky Hill ANG Range		AF Guard	Salina	33	65,313	0	0	0	0	33,878	33,878	63.6	44	0	0

* US Locations that do not meet criteria of at least ten (10) Acres AND at least \$10M PRV. US Territories and Non-US Locations that do not meet criteria of at least ten (10) Acres OR at least \$10M PRV.

DEPARTMENT OF DEFENSE - Air Force

Base Structure Report - As of 30 Sept 2009

SITE	BRAC 2005	COMPONENT	NAME NEAREST CITY	BUILDINGS						ACRES OWNED	TOTAL ACRES	PRV (\$M)	MIL	CIV	OTHER
				OWNED		LEASED		OTHER							
				COUNT	SQFT	COUNT	SQFT	COUNT	SQFT						
* OTHER SITE(S) : 6				0	0	0	0	0	0	101	348	1.1	0	0	0
Kansas Total:				820	5,136,772	0	0	0	0	36,853	38,057	1,918.6	6,377	406	0
Kentucky															
Louisville IAP-Standiford FI		AF Guard	Louisville	14	368,860	0	0	0	0	0	81	104.2	2,082	0	0
Kentucky Total:				14	368,860	0	0	0	0	0	81	104.2	2,082	0	0
Louisiana															
Barksdale AFB		AF Active	Barksdale AFB	430	4,854,164	0	0	0	0	21,945	22,504	1,833.8	5,366	571	0
England AFB		AF Active	England AFB	116	1,144,346	0	0	0	0	576	576	303.3	0	1	0
NAS JRB New Orleans		AF Guard	Belle Chasse	51	476,356	0	0	0	0	0	67	131.9	2,021	10	0
* OTHER SITE(S) : 8				58	428,989	3	16,671	0	0	1	7,867	126.3	251	0	0
Louisiana Total:				655	6,903,855	3	16,671	0	0	22,522	31,014	2,395.3	7,638	582	0
Maine															
Bangor IAP		AF Guard	Bangor	39	473,761	0	0	0	0	122	300	203.3	1,637	0	0
Columbia Falls Radar Site		AF Active	Columbia Falls	4	20,375	0	0	0	0	1,066	1,066	37.2	0	0	0
DFAS Annex		AF Active	Limestone	0	0	1	142,400	0	0	0	16	38.7	0	0	0
Moscow Radar Site		AF Active	Moscow	4	44,315	0	0	0	0	1,425	1,425	37.7	0	0	0
South Portland ANGS		AF Guard	South Portland	9	57,513	0	0	0	0	0	12	15.8	421	0	0
Maine Total:				56	595,964	1	142,400	0	0	2,614	2,819	332.8	2,058	0	0
Maryland															
Andrews AFB		AF Active	Andrews AFB	308	5,202,888	0	0	1	2,800	4,997	5,009	2,244.5	6,801	1,485	0
Brandywine Globecom Annex		AF Active	Brandywine	4	3,944	0	0	0	0	1,640	1,640	13.5	0	0	0
Governors Bridge Globecom Annex		AF Active	Davidsonville	2	26,540	0	0	0	0	864	864	20.5	0	0	0
Martin State Apt		AF Guard	Middle River	52	391,422	0	0	0	0	0	175	131.7	2,755	0	0
Summerfield FH		AF Active	Landover	0	0	194	1,942,174	0	0	0	234	284.8	0	0	0
* OTHER SITE(S) : 6				18	17,433	1	4,471	3	105,164	22	24	36.2	0	10	0
Maryland Total:				384	5,642,227	195	1,946,645	4	107,964	7,523	7,946	2,731.1	9,556	1,495	0
Massachusetts															
Barnes MAP (ANG)		AF Guard	Westfield	39	339,125	2	8,540	0	0	2	373	133.1	1,795	0	0
Cape Cod AS		AF Active	Bourne	14	103,674	0	0	0	0	0	101	45.4	56	6	0
Hanscom AFB		AF Active	Bedford	133	3,656,584	0	0	0	0	779	846	1,064.3	1,066	1,601	0
Otis ANGB		AF Guard	Otis ANGB, Mashpee	190	1,476,468	0	0	0	0	1,366	4,042	751.8	1,804	156	0
Westover ARB		AF Reserve	Westover	113	1,467,552	0	0	0	0	2,515	2,585	879.6	115	304	0
* OTHER SITE(S) : 7				35	55,344	1	27,145	0	0	85	287	28.5	340	0	0

* US Locations that do not meet criteria of at least ten (10) Acres AND at least \$10M PRV. US Territories and Non-US Locations that do not meet criteria of at least ten (10) Acres OR at least \$10M PRV.

DEPARTMENT OF DEFENSE - Air Force

Base Structure Report - As of 30 Sept 2009

SITE	BRAC 2005	COMPONENT	NAME NEAREST CITY	BUILDINGS						ACRES OWNED	TOTAL ACRES	PRV (\$M)	MIL	CIV	OTHER
				OWNED		LEASED		OTHER							
				COUNT	SQFT	COUNT	SQFT	COUNT	SQFT						
			Massachusetts Total:	524	7,098,747	3	35,685	0	0	4,747	8,234	2,902.7	5,176	2,067	0
Michigan															
Alpena County Regional Airport		AF Guard	Alpena	102	480,050	0	0	0	0	0	710	262.8	253	0	0
K I Sawyer AFB		AF Active	Gwinn	978	2,947,831	0	0	0	0	2,923	3,930	960.8	46	0	0
Selfridge ANGB		AF Guard	Mount Clemens	331	3,217,617	0	0	1	2,414	2,571	3,085	1,166.1	3,002	368	0
W K Kellogg Airport		AF Guard	Battle Creek	40	397,371	0	0	0	0	0	318	163.9	1,658	0	0
Wurtsmith AFB		AF Active	Oscoda	146	1,191,832	0	0	0	0	634	634	650.3	0	2	0
* OTHER SITE(S) : 2				4	14,064	0	0	0	0	39	55	11.2	0	0	0
			Michigan Total:	1,601	8,248,765	0	0	1	2,414	6,167	8,732	3,215.1	4,959	370	0
Minnesota															
Duluth IAP		AF Guard	Duluth	47	489,972	0	0	0	0	0	274	161.7	1,795	28	0
Minneapolis-St Paul		AF Reserve	Minneapolis	87	1,164,162	0	0	1	1,613	215	246	409.5	2,165	154	0
* OTHER SITE(S) : 3				5	24,514	0	0	0	0	33	34	11.3	0	0	0
			Minnesota Total:	139	1,678,648	0	0	1	1,613	248	554	582.5	3,960	182	0
Mississippi															
Camp Shelby Range		AF Guard	Beaumont	4	14,117	0	0	0	0	0	196	18.8	0	0	0
Columbus AFB		AF Active	Columbus	174	1,540,703	0	0	0	0	4,411	4,919	753.9	835	433	0
Columbus Auxiliary Airfield		AF Active	Shuqualak	5	11,370	0	0	0	0	895	1,061	36.0	0	0	0
Gulfport-Biloxi Regional Airport (ANG)		AF Guard	Gulfport	58	516,568	0	0	0	0	11	267	160.1	684	0	0
Jackson IAP, Thompson Field		AF Guard	Flowood	28	537,241	4	11,028	0	0	0	139	170.1	2,012	0	0
Keesler AFB		AF Active	Biloxi	635	8,488,089	0	0	0	0	1,597	1,670	2,321.3	3,096	1,591	0
Keesler AFB Site #2		AF Active	Biloxi	80	359,739	0	0	0	0	75	75	50.3	0	0	0
Keesler Training Annex #1		AF Active	Biloxi	103	414,083	0	0	0	0	114	114	50.1	0	0	0
Key Field		AF Guard	Meridian	38	416,275	0	0	0	0	0	120	141.0	1,860	8	0
* OTHER SITE(S) : 5				6	1,786	0	0	1	5,193	160	2,118	8.4	0	0	0
			Mississippi Total:	1,131	12,299,971	4	11,028	1	5,193	7,263	10,680	3,710.2	8,487	2,032	0
Missouri															
Fort Leonard Wood Range		AF Guard	Fort Leonard Wood	3	6,787	0	0	1	7,500	0	305	13.3	26	0	0
Jefferson Barracks ANG		AF Guard	St. Louis	2	416	31	382,543	0	0	0	135	117.2	332	0	0
Lambert-St Louis		AF Guard	St. Ann	39	381,192	0	0	0	0	25	49	114.7	2,324	1	0
Rosecrans MAP (139AG)		AF Guard	St. Joseph	45	366,527	0	0	0	0	54	433	126.6	1,870	8	0
St Louis AFS		AF Active	St. Louis	13	737,465	0	0	0	0	25	25	165.4	7	0	0
Whiteman AFB		AF Active	Knob Noster	851	4,745,194	0	0	0	0	3,869	5,417	2,018.4	3,192	429	0
* OTHER SITE(S) : 6				8	19,713	0	0	0	0	46	62	3.4	0	0	0

* US Locations that do not meet criteria of at least ten (10) Acres AND at least \$10M PRV. US Territories and Non-US Locations that do not meet criteria of at least ten (10) Acres OR at least \$10M PRV.

DEPARTMENT OF DEFENSE - Air Force
Base Structure Report - As of 30 Sept 2009

SITE	BRAC 2005	COMPONENT	NAME NEAREST CITY	BUILDINGS						ACRES OWNED	TOTAL ACRES	PRV (\$M)	MIL	CIV	OTHER
				OWNED		LEASED		OTHER							
				COUNT	SQFT	COUNT	SQFT	COUNT	SQFT						
Missouri Total:				961	6,257,294	31	382,543	1	7,500	4,020	6,426	2,559.0	7,751	438	0
Montana															
Great Falls IAP		AF Guard	Great Falls	40	440,185	0	0	0	0	1	140	155.3	1,708	0	0
Malmstrom AFB		AF Active	Malmstrom AFB	789	5,095,806	0	0	0	0	3,189	3,628	1,654.4	3,753	517	0
* OTHER SITE(S) : 234				270	308,792	2	36	0	0	714	26,322	1,703.6	0	0	0
Montana Total:				1,099	5,844,783	2	36	0	0	3,903	30,089	3,513.3	5,461	517	0
Nebraska															
Lincoln MAP		AF Guard	Lincoln	20	335,644	0	0	0	0	97	114	119.8	1,608	0	0
Offutt AFB		AF Active	Offutt A.F.B.	201	5,833,632	0	0	0	0	1,908	1,923	1,843.8	5,712	1,820	0
Offutt Communications Annex #2 Globecom		AF Active	Elkhorn	5	28,755	0	0	0	0	372	372	14.5	0	0	0
Offutt FH Annex		AF Active	Offutt A.F.B.	34	412,711	0	0	0	0	790	793	200.4	0	0	0
* OTHER SITE(S) : 95				103	163,490	0	0	0	0	754	11,187	609.4	0	0	0
Nebraska Total:				363	6,774,232	0	0	0	0	3,921	14,389	2,787.9	7,320	1,820	0
Nevada															
Creech AFB		AF Active	Indian Springs	88	455,360	0	0	0	0	235	2,300	436.0	1,553	81	0
Nellis AFB		AF Active	Las Vegas	605	5,923,826	1	20	0	0	5,215	14,161	3,184.8	7,444	1,107	0
Nellis Air Force Range		AF Active	Indian Springs	77	129,034	0	0	0	0	433	3,092,317	324.9	0	0	0
Nellis Water System Annex		AF Active	North Las Vegas	2	19,347	0	0	0	0	104	107	16.2	0	0	0
Reno Tahoe IAP		AF Guard	Reno	38	423,530	0	0	0	0	0	60	184.7	1,801	0	0
Tonopah AFS Z164		AF Active	Tonopah	16	38,394	0	0	0	0	4	47	13.4	0	0	0
Tonopah Auxiliary Airfield Annex		AF Active	Tonopah	146	1,649,888	0	0	0	0	2,157	2,157	1,012.0	0	0	0
Tonopah Auxiliary Airfield Annex #2		AF Active	Tonopah	94	790,195	0	0	0	0	0	109	216.4	0	0	0
* OTHER SITE(S) : 20				15	38,909	3	2,978	0	0	0	26,024	23.1	0	0	0
Nevada Total:				1,081	9,468,483	4	2,998	0	0	8,148	3,137,283	5,411.5	10,798	1,188	0
New Hampshire															
New Boston AS		AF Active	New Boston	25	132,770	0	0	0	0	2,826	2,873	82.6	10	39	0
Newington Defense Fuel Support Point		AF Active	Newington	4	9,462	0	0	0	0	10	15	60.2	0	0	0
Pease ANGB		AF Guard	Portsmouth	50	518,949	0	0	2	834	219	219	233.3	0	1	0
* OTHER SITE(S) : 1				0	0	0	0	0	0	0	0	1,718	9	0	
New Hampshire Total:				79	661,181	0	0	2	834	3,055	3,107	376.1	1,728	49	0
New Jersey															
Air Mobility Warfare Center		AF Active	Fort Dix	10	270,925	0	0	0	0	32	32	72.5	0	0	0

* US Locations that do not meet criteria of at least ten (10) Acres AND at least \$10M PRV. US Territories and Non-US Locations that do not meet criteria of at least ten (10) Acres OR at least \$10M PRV.

DEPARTMENT OF DEFENSE - Air Force
Base Structure Report - As of 30 Sept 2009

SITE	BRAC 2005	COMPONENT	NAME NEAREST CITY	BUILDINGS						ACRES OWNED	TOTAL ACRES	PRV (\$M)	MIL	CIV	OTHER
				OWNED		LEASED		OTHER							
				COUNT	SQFT	COUNT	SQFT	COUNT	SQFT						
Atlantic City IAP		AF Guard	Pleasantville	34	355,449	0	0	5	46,060	0	296	160.1	2,017	0	0
McGuire AFB		AF Active	McGuire AFB	280	5,264,813	0	0	1	1,546	3,603	3,660	2,412.2	6,356	792	0
Warren Grove Range		AF Guard	Warren Grove	7	11,430	0	0	0	0	9,416	9,416	11.6	0	0	0
* OTHER SITE(S) : 6				20	130,542	0	0	2	5,310	259	515	673.6	0	0	0
New Jersey Total:				351	6,033,159	0	0	8	52,916	13,309	13,918	3,330.0	8,373	792	0
<u>New Mexico</u>															
Boles Wells Water System Annex		AF Active	Holloman AFB	2	6,000	0	0	0	0	2,694	7,411	27.2	0	0	0
Cannon AFB		AF Active	Cannon AFB	1,060	4,519,921	0	0	0	0	3,789	4,542	1,469.4	2,166	408	0
Cannon Meadows Housing Area		AF Active	Portales	0	0	151	249,897	0	0	0	39	36.4	0	0	0
Cannon Place Housing Area		AF Active	Clovis	0	0	202	336,765	0	0	0	40	47.0	0	0	0
Holloman AFB		AF Active	Holloman AFB	503	6,052,369	0	0	2	6,717	10,601	53,602	2,442.1	2,046	794	0
Kirtland AFB		AF Active	Kirtland AFB	719	7,270,756	0	0	0	0	25,539	44,072	3,034.0	5,184	1,903	0
Melrose Air Force Range		AF Active	Floyd	12	17,479	0	0	0	0	53,040	81,203	31.5	0	0	0
* OTHER SITE(S) : 15				29	225,889	0	0	0	0	6	457	62.7	0	0	0
New Mexico Total:				2,325	18,092,414	353	586,662	2	6,717	95,669	191,366	7,150.2	9,396	3,105	0
<u>New York</u>															
Air Force Plant #59		AF Active	Johnson City	4	637,238	0	0	0	0	29	32	181.5	0	0	0
Francis S. Gabreski Airport		AF Guard	Westhampton Beach	0	0	31	335,149	1	1,074	0	89	127.4	1,847	0	0
Hancock Field		AF Guard	North Syracuse	46	495,096	0	0	1	26,000	342	342	218.7	2,100	0	0
Neads Unit, Rome		AF Guard	Rome	4	60,228	0	0	0	0	39	39	19.8	0	0	0
Newport Test Annex #2 Transmitter		AF Active	Utica	4	14,247	0	0	0	0	35	41	11.5	0	0	0
Niagara Falls		AF Reserve	Niagara Falls	84	933,486	0	0	0	0	548	985	402.9	1,470	175	0
Plattsburg AFB		AF Active	Plattsburgh	1,391	5,085,567	0	0	0	0	4,686	4,686	1,694.4	0	4	0
Rome Laboratory		AF Active	Utica	12	1,390,053	0	0	0	0	108	112	386.5	2	0	0
Schenectady MAP (ANG)		AF Guard	Schenectady	38	395,256	0	0	0	0	0	124	145.5	2,121	0	0
Stewart IAP		AF Guard	New Windsor	32	789,332	1	1,038	1	28,799	0	268	468.2	3,244	0	0
Verona Defense Fuel Support Point		AF Active	Verona	5	4,806	0	0	0	0	35	35	31.2	0	0	0
Verona Test Annex		AF Active	Vernon	19	62,139	0	0	0	0	494	495	24.3	0	0	0
* OTHER SITE(S) : 10				10	32,088	0	0	0	0	610	8,938	11.0	0	0	0
New York Total:				1,649	9,899,536	32	336,187	3	55,873	6,926	16,185	3,722.9	10,784	179	0
<u>North Carolina</u>															
Badin ANGS		AF Guard	Badin	8	46,787	0	0	0	0	0	22	10.0	362	0	0
Charlotte/Douglas IAP		AF Guard	Charlotte	29	370,511	0	0	0	0	0	103	154.9	2,026	0	0
Dare County Range		AF Active	Stumpy Point	13	35,510	0	0	0	0	46,595	46,604	25.8	0	0	0
Fort Fisher Recreation Site		AF Active	Kure Beach	55	128,188	0	0	0	0	40	40	30.9	0	0	0
Pope AFB	R	AF Active	Spring Lake	216	2,551,852	0	0	1	3,600	213	1,774	1,050.0	2,900	397	0

* US Locations that do not meet criteria of at least ten (10) Acres AND at least \$10M PRV. US Territories and Non-US Locations that do not meet criteria of at least ten (10) Acres OR at least \$10M PRV.

DEPARTMENT OF DEFENSE - Air Force
Base Structure Report - As of 30 Sept 2009

SITE	BRAC 2005	COMPONENT	NAME NEAREST CITY	BUILDINGS						ACRES OWNED	TOTAL ACRES	PRV (\$M)	MIL	CIV	OTHER
				OWNED		LEASED		OTHER							
				COUNT	SQFT	COUNT	SQFT	COUNT	SQFT						
Pope AFB Munitions Storage Area	R	AF Active	Spring Lake	14	48,898	0	0	0	0	0	173	12.3	0	0	0
Seymour Johnson AFB		AF Active	Seymour Johnson AFB	1,034	4,882,091	0	0	0	0	3,232	4,118	1,376.0	4,320	409	0
Stanly County Airport		AF Guard	New London	32	118,304	0	0	0	0	0	114	78.0	304	5	0
* OTHER SITE(S) : 8				0	0	0	0	0	0	5	33	15.7	0	0	0
North Carolina Total:				1,401	8,182,141	0	0	1	3,600	50,085	52,981	2,753.7	9,912	811	0
North Dakota															
Cavalier AS		AF Active	Mountain	31	410,639	0	0	0	0	278	295	145.2	22	6	0
Defense Fuel Support Point		AF Active	Grand Forks	4	2,853	0	0	0	0	11	28	66.6	0	0	0
Grand Forks AFB	R	AF Active	Grand Forks AFB	811	5,771,194	0	0	0	0	4,830	5,420	1,684.4	2,166	377	0
Hector IAP		AF Guard	Fargo	33	396,942	0	0	0	0	0	250	146.9	1,649	0	0
Minot AFB		AF Active	Minot AFB	1,170	7,583,891	0	0	0	0	4,965	5,616	2,244.0	4,745	605	0
* OTHER SITE(S) : 209				368	241,472	0	0	0	0	2,925	23,247	1,170.3	0	0	0
North Dakota Total:				2,417	14,406,991	0	0	0	0	13,010	34,856	5,457.3	8,582	988	0
Ohio															
Blue Ash ANGS		AF Guard	Blue Ash	14	50,803	0	0	0	0	0	12	14.9	323	0	0
Camp Perry (ANG)		AF Guard	Port Clinton	11	65,022	5	37,245	0	0	0	59	20.9	408	0	0
Cincinnati Defense Fuel Support Point		AF Active	Cincinnati	6	3,963	0	0	0	0	64	67	56.2	0	0	0
Mansfield Lahm MAP		AF Guard	Mansfield	29	287,704	0	0	1	4,800	0	290	101.8	1,914	0	0
Rickenbacker IAP (ANG)		AF Guard	Lockbourne	22	455,275	0	0	0	0	1,036	1,036	271.9	2,207	1	0
Springfield Beckley MAP		AF Guard	Springfield	34	388,142	0	0	0	0	0	157	131.5	1,674	11	0
Toledo/Exp Airport		AF Guard	Swanton	35	332,427	0	0	0	0	0	135	113.9	1,939	0	0
Wright-Patterson AFB		AF Active	Wright-Patterson AFB	773	16,562,393	0	0	3	175,837	3,912	8,189	5,799.2	4,405	9,978	0
Youngstown Joint ARS		AF Reserve	Vienna	64	669,162	0	0	0	0	230	659	220.1	45	175	0
* OTHER SITE(S) : 3				7	33,132	3	6,000	0	0	5	392	14.5	214	0	0
Ohio Total:				995	18,848,023	8	43,245	4	180,637	5,247	10,996	6,745.0	13,129	10,165	0
Oklahoma															
Altus AFB		AF Active	Altus	161	2,670,025	0	0	0	0	4,087	7,054	1,325.9	1,404	1,193	0
Kegelman Air Force Auxiliary Field		AF Active	Cherokee	7	9,457	0	0	0	0	1,066	1,284	41.1	0	0	0
Tinker Aerospace Complex		AF Active	Oklahoma City	0	0	10	4,017,765	0	0	0	407	82.9	0	0	0
Tinker AFB		AF Active	Oklahoma City	422	14,573,142	0	0	0	0	3,867	4,922	4,186.1	5,767	12,683	0
Tinker Support Annex		AF Active	Oklahoma City	26	171,580	0	0	0	0	89	133	54.4	0	0	0
Tulsa IAP		AF Guard	Tulsa	41	371,118	0	0	0	0	0	80	115.7	2,168	0	0
Vance AFB		AF Active	Enid	129	1,382,976	0	0	0	0	1,829	3,738	635.5	666	160	0
Will Rogers World Airport	R	AF Guard	Oklahoma City	32	373,150	0	0	1	128	0	133	110.0	1,431	47	0
* OTHER SITE(S) : 8				10	11,259	1	4	0	0	976	1,012	5.0	0	0	0

* US Locations that do not meet criteria of at least ten (10) Acres AND at least \$10M PRV. US Territories and Non-US Locations that do not meet criteria of at least ten (10) Acres OR at least \$10M PRV.

DEPARTMENT OF DEFENSE - Air Force

Base Structure Report - As of 30 Sept 2009

SITE	BRAC 2005	COMPONENT	NAME NEAREST CITY	BUILDINGS						ACRES OWNED	TOTAL ACRES	PRV (\$M)	MIL	CIV	OTHER
				OWNED		LEASED		OTHER							
				COUNT	SQFT	COUNT	SQFT	COUNT	SQFT						
Oklahoma Total:				828	19,562,707	11	4,017,769	1	128	11,914	18,763	6,556.5	11,436	14,083	0
Oregon															
Christmas Valley Radar Site		AF Active	Christmas Valley	4	45,846	0	0	0	0	0	2,656	30.2	0	0	0
Klamath Falls Airport-Kingsley Field (ANG)		AF Guard	Klamath Falls	64	453,659	0	0	0	0	55	1,022	177.0	1,665	8	0
Portland IAP		AF Guard	Portland	66	727,057	0	0	0	0	0	246	276.7	2,081	17	0
* OTHER SITE(S) : 2				9	58,837	0	0	0	0	0	8	20.5	0	0	0
Oregon Total:				143	1,285,399	0	0	0	0	55	3,932	504.4	3,746	25	0
Pennsylvania															
Fort Indiantown Gap AGS		AF Guard	Annville	60	204,294	0	0	0	0	0	190	55.6	1,137	0	0
Harrisburg IAP (ANG)		AF Guard	Middletown	33	293,409	1	15,077	0	0	0	42	94.4	1,802	7	0
Pittsburgh IAP (ANG)		AF Guard	Coraopolis	32	418,770	0	0	0	0	0	179	154.8	2,195	0	0
Pittsburgh IAP (ARS)		AF Reserve	Pittsburg	54	527,180	0	0	1	3,620	12	181	156.5	46	120	0
State College AGS		AF Guard	State College	5	44,221	0	0	0	0	0	29	13.9	172	0	0
Willow Grove JRB		AF Guard	Horsham	53	634,523	0	0	0	0	162	170	247.0	2,110	0	0
* OTHER SITE(S) : 4				1	22,039	0	0	1	1,064	0	383	7.4	0	0	0
Pennsylvania Total:				238	2,144,436	1	15,077	2	4,684	174	1,175	729.6	7,462	127	0
Puerto Rico															
Isabela N00207-AB		AF Active	Isabela	7	36,364	0	0	0	0	413	413	20.5	0	0	0
Lajas Radar Site (TARS #16)		AF Active	Lajas	7	10,064	0	0	0	0	0	23	10.3	0	0	0
Luis Munoz Marin IAP		AF Guard	Carolina	40	351,513	0	0	0	0	0	95	157.5	1,666	0	0
Punta Borinquen Radar Site		AF Guard	Aguadilla	10	53,235	0	0	0	0	6	6	20.7	0	0	0
Punta Salinas Radar Site		AF Guard	Catano, Catano	17	52,202	0	0	0	0	30	30	22.2	39	0	0
Ramey AF Solar Observatory Research Site		AF Active	Aguadilla	6	6,196	0	0	0	0	74	81	2.3	0	0	0
Salinas N00207-JA		AF Active	Salinas, Salinas	1	6,387	0	0	0	0	249	249	5.1	0	0	0
Puerto Rico Total:				88	515,961	0	0	0	0	773	898	238.6	1,705	0	0
Rhode Island															
Coventry ANGS		AF Guard	Coventry	13	55,839	0	0	0	0	18	18	16.6	0	0	0
North Smithfield ANGS		AF Guard	Slatersville	8	63,810	0	0	0	0	24	34	19.2	424	0	0
Quonset State Airport		AF Guard	North Kingstown	33	484,724	0	0	1	1,762	0	103	178.1	1,625	0	0
Rhode Island Total:				54	604,373	0	0	1	1,762	42	155	213.8	2,049	0	0
South Carolina															
Charleston AFB		AF Active	Charleston	538	3,835,965	0	0	0	0	3,118	3,877	1,287.6	3,570	730	0
Charleston Defense Fuel Support Point		AF Active	Hanahan	7	5,223	0	0	0	0	44	56	110.8	0	0	0

* US Locations that do not meet criteria of at least ten (10) Acres AND at least \$10M PRV. US Territories and Non-US Locations that do not meet criteria of at least ten (10) Acres OR at least \$10M PRV.

DEPARTMENT OF DEFENSE - Air Force

Base Structure Report - As of 30 Sept 2009

SITE	BRAC 2005	COMPONENT	NAME NEAREST CITY	BUILDINGS						ACRES OWNED	TOTAL ACRES	PRV (\$M)	MIL	CIV	OTHER
				OWNED		LEASED		OTHER							
				COUNT	SQFT	COUNT	SQFT	COUNT	SQFT						
Hunley Park Military FH		AF Active	North Charleston	131	393,632	0	0	0	0	271	271	65.3	0	0	0
McEntire Joint NGB		AF Guard	Eastover	85	716,845	0	0	0	0	2,344	2,473	270.6	2,567	4	0
Myrtle Beach AFB		AF Active	Myrtle Beach	89	475,603	0	0	0	0	1,876	2,106	202.3	0	0	0
North Air Force Auxiliary Field		AF Active	North Charleston	5	29,195	0	0	0	0	2,279	2,393	69.2	0	11	0
Shaw AFB		AF Active	Shaw AFB	910	4,862,050	0	0	0	0	3,330	3,416	1,287.8	4,538	581	0
* OTHER SITE(S) : 12				60	69,822	0	0	0	0	12,563	12,641	18.6	0	0	0
South Carolina Total:				1,825	10,388,335	0	0	0	0	25,825	27,234	3,312.1	10,675	1,326	0
South Dakota															
Dakota Ridge FH Annex		AF Active	Rapid City	0	0	199	418,460	0	0	0	50	59.1	0	0	0
Ellsworth AFB		AF Active	Ellsworth AFB	385	4,269,961	251	1,177,843	0	0	4,693	5,328	1,854.8	3,206	536	0
Ellsworth AFB Site # 2		AF Active	Box Elder	116	672,164	0	0	0	0	716	904	357.9	0	0	0
Joe Foss Field		AF Guard	Sioux Falls	37	438,066	0	0	0	0	0	217	146.0	1,836	0	0
* OTHER SITE(S) : 15				1	133	0	0	0	0	2,496	2,976	4.9	0	0	0
South Dakota Total:				539	5,380,324	450	1,596,303	0	0	7,905	9,476	2,422.7	5,042	536	0
Tennessee															
Arnold AS		AF Active	Manchester	323	2,821,792	0	0	2	372	39,080	39,081	6,470.3	58	194	0
McGhee Tyson Airport		AF Guard	Louisville	74	767,762	0	0	0	0	0	346	226.4	2,028	15	0
Memphis IAP		AF Guard	Memphis	30	353,123	1	9,600	1	56,100	0	221	133.2	1,879	0	0
Nashville IAP		AF Guard	Nashville	36	433,240	0	0	0	0	0	90	125.4	1,998	0	0
* OTHER SITE(S) : 2				8	31,698	0	0	0	0	0	22	9.1	478	0	0
Tennessee Total:				471	4,407,615	1	9,600	3	56,472	39,080	39,759	6,964.4	6,441	209	0
Texas															
Air Force Plant 4		AF Active	Fort Worth	73	5,559,962	0	0	0	0	636	727	1,253.8	10	7	0
Brooks AFB	C	AF Active	Brooks AFB	0	0	111	1,651,341	0	0	0	280	487.7	723	1,242	0
Camp Bullis Training Annex		AF Active	San Antonio	14	122,954	0	0	2	4,605	27	47	36.6	38	0	0
Dyess AFB		AF Active	Abilene	740	4,551,956	0	0	0	0	3,120	6,320	1,740.8	5,035	386	0
Eldorado AFS		AF Active	El Dorado AFS	6	114,357	0	0	0	0	119	128	35.9	0	0	0
Ellington Field		AF Guard	Ellington Field	55	540,443	0	0	0	0	213	213	149.3	1,639	0	0
Fort Bliss ANG		AF Guard	Fort Bliss	4	60,786	0	0	0	0	0	12	15.4	0	0	0
Goodfellow AFB		AF Active	San Aangelo	151	2,260,747	0	0	0	0	1,183	1,218	647.9	1,236	569	0
Hensley Field AGS		AF Guard	Dallas	0	0	7	62,907	0	0	0	23	15.1	71	0	0
Hondo MAP		AF Active	Hondo	8	2,724	1	33,800	0	0	0	862	135.8	0	0	0
Kelly AFB		AF Active	San Antonio	208	8,458,555	93	2,437,892	0	0	435	435	2,272.8	184	139	0
Kelly Field Annex		AF Active	San Antonio	134	2,226,242	0	0	0	0	2,210	2,776	827.8	1,537	0	0
Lackland AFB		AF Active	San Antonio	425	9,983,687	0	0	2	18,000	2,713	2,720	2,952.9	8,409	4,507	0
Lackland Training Annex		AF Active	San Antonio	266	1,574,325	0	0	0	0	4,017	4,028	484.5	2	0	0

* US Locations that do not meet criteria of at least ten (10) Acres AND at least \$10M PRV. US Territories and Non-US Locations that do not meet criteria of at least ten (10) Acres OR at least \$10M PRV.

DEPARTMENT OF DEFENSE - Air Force
Base Structure Report - As of 30 Sept 2009

SITE	BRAC 2005	COMPONENT	NAME NEAREST CITY	BUILDINGS						ACRES OWNED	TOTAL ACRES	PRV (\$M)	MIL	CIV	OTHER
				OWNED		LEASED		OTHER							
				COUNT	SQFT	COUNT	SQFT	COUNT	SQFT						
Laughlin AFB		AF Active	Del Rio	206	1,923,516	0	0	0	0	4,355	4,692	862.6	864	949	0
Laughlin AFB Aux 1		AF Active	Del Rio	6	4,336	0	0	0	0	402	724	27.5	0	0	0
Randolph AFB		AF Active	San Antonio	247	3,999,407	0	0	1	652	626	3,137	1,405.5	2,827	5,792	0
Seguin Air Force Auxiliary Field		AF Active	Seguin	5	3,962	0	0	0	0	957	957	79.7	0	0	0
Sheppard AFB		AF Active	Wichita Falls	350	7,916,952	0	0	0	0	4,598	5,297	2,576.9	2,515	1,296	0
* OTHER SITE(S) : 33				169	517,781	0	0	57	708,774	3,101	4,844	343.9	2,253	172	0
Texas Total:				3,067	49,822,692	212	4,185,940	62	732,031	28,711	39,440	16,352.3	27,343	15,059	0
Utah															
Hill AFB		AF Active	Layton	774	12,518,505	0	0	0	0	517	6,979	4,189.1	4,078	10,390	0
Little Mountain Test Annex		AF Active	Ogden	17	120,613	0	0	0	0	731	740	54.8	0	0	0
Salt Lake City IAP		AF Guard	Salt Lake City	52	456,506	0	0	0	0	0	135	173.2	2,490	0	0
Utah Test and Training Range South UT		AF Active	Wendover	33	27,350	0	0	0	0	555,782	572,768	44.5	0	0	0
UTTR - North		AF Active	Grouse Creek	80	413,961	0	0	0	0	348,767	366,874	197.3	0	0	0
* OTHER SITE(S) : 67				22	13,907	0	0	3	8,508	47	300	9.6	0	0	0
Utah Total:				978	13,550,842	0	0	3	8,508	905,844	947,795	4,668.6	6,568	10,390	0
Vermont															
Burlington IAP		AF Guard	South Burlington	39	405,002	0	0	1	7,050	0	230	134.2	1,962	0	0
Vermont Total:				39	405,002	0	0	1	7,050	0	230	134.2	1,962	0	0
Virgin Islands															
* OTHER SITE(S) : 1				5	16,704	0	0	0	0	9	9	6.8	0	0	0
Virgin Islands Total:				5	16,704	0	0	0	0	9	9	6.8	0	0	0
Virginia															
Byrd Field		AF Guard	Sandston	57	284,886	0	0	0	0	0	143	102.3	37	0	0
Camp Pendleton (ANG)		AF Guard	Virginia Beach	8	85,528	0	0	0	0	0	60	20.6	393	0	0
Langley AFB		AF Active	Langley AFB	291	5,196,804	0	0	0	0	3,766	3,987	1,861.9	9,407	1,990	0
Langley FH Annex		AF Active	Poquoson	9	54,144	0	0	0	0	302	302	20.5	0	0	0
* OTHER SITE(S) : 3				1	10,000	1	500	0	0	0	1,942	6.0	0	0	0
Virginia Total:				366	5,631,362	1	500	0	0	4,067	6,434	2,011.2	9,837	1,990	0
Wake Islands															
Wake Island Airfield		AF Active	Wake Island	113	464,672	0	0	0	0	2,600	2,600	829.0	4	0	0
Wake Islands Total:				113	464,672	0	0	0	0	2,600	2,600	829.0	4	0	0

* US Locations that do not meet criteria of at least ten (10) Acres AND at least \$10M PRV. US Territories and Non-US Locations that do not meet criteria of at least ten (10) Acres OR at least \$10M PRV.

DEPARTMENT OF DEFENSE - Air Force
Base Structure Report - As of 30 Sept 2009

SITE	BRAC 2005	COMPONENT	NAME NEAREST CITY	BUILDINGS						ACRES OWNED	TOTAL ACRES	PRV (\$M)	MIL	CIV	OTHER
				OWNED		LEASED		OTHER							
				COUNT	SQFT	COUNT	SQFT	COUNT	SQFT						
Washington															
Camp Murray AGS		AF Guard	Tacoma	23	186,402	0	0	0	0	0	42	57.0	32	0	0
Cusick Survival TS		AF Active	Cusick	10	23,055	0	0	0	0	0	494,250	12.2	0	0	0
Fairchild AFB		AF Active	Airway Heights	281	4,418,602	0	0	0	0	4,342	4,829	2,004.3	4,056	479	0
Four Lakes Communications Station (ANG)		AF Guard	Cheney	16	67,484	0	0	0	0	63	156	20.8	205	0	0
Grant Training Annex		AF Active	Moses Lake	0	0	1	3,000	0	0	0	35	42.1	0	0	0
McChord AFB		AF Active	Tacoma	271	4,307,404	0	0	0	0	1,496	4,661	1,932.8	3,913	809	0
Mukilteo Defense Fuel Support Point		AF Active	Mukilteo	10	20,410	0	0	0	0	20	20	112.5	0	0	0
Paine Field ANGS		AF Guard	Everett	10	48,899	0	0	0	0	15	15	14.8	220	0	0
Spokane IAP (AGS)		AF Guard	Spokane Intl Airport	11	100,480	0	0	0	0	0	35	27.8	205	0	0
White Bluff Site #1		AF Active	Airway Heights	12	73,043	0	0	0	0	53	53	39.2	0	0	0
* OTHER SITE(S) : 13				16	51,513	1	555	0	0	174	1,380	26.9	333	0	0
Washington Total:				660	9,297,292	2	3,555	0	0	6,163	505,476	4,290.5	8,964	1,288	0
West Virginia															
EWVRA Shepherd Field		AF Guard	Martinsburg	32	362,692	0	0	3	174,354	0	341	280.2	2,201	0	0
Yeager Airport		AF Guard	Charleston	26	297,973	0	0	0	0	0	269	95.2	1,686	0	0
West Virginia Total:				58	660,665	0	0	3	174,354	0	610	375.4	3,887	0	0
Wisconsin															
Gen B Mitchell		AF Reserve	Milwaukee	76	422,072	0	0	0	0	103	103	168.6	0	0	0
Gen Mitchell IAP		AF Guard	Bay View	23	325,449	0	0	0	0	0	79	135.8	1,533	0	0
Hardwood Weapons Range (ANG)		AF Guard	Necedah	5	13,101	0	0	0	0	0	7,865	12.8	0	0	0
Truax ANGB		AF Guard	Madison	48	726,361	0	0	0	0	35	149	273.9	1,948	0	0
Volk ANGB		AF Guard	Camp Douglas	130	596,827	0	0	0	0	0	2,385	306.9	557	3	0
* OTHER SITE(S) : 2				0	0	0	0	0	0	1	31	0.1	0	0	0
Wisconsin Total:				282	2,083,810	0	0	0	0	139	10,612	898.1	4,038	3	0
Wyoming															
Cheyenne Regional Apt		AF Guard	Cheyenne	33	393,796	0	0	0	0	0	727	142.5	2,069	10	0
F E Warren AFB		AF Active	Cheyenne	711	4,773,482	0	0	0	0	6,834	6,834	1,272.5	2,972	499	0
* OTHER SITE(S) : 83				86	112,056	0	0	0	0	294	15,541	555.2	0	2	0
Wyoming Total:				830	5,279,334	0	0	0	0	7,128	23,101	1,970.2	5,041	511	0
US/US Territories Total:				48,877	482,246,813	1,734	16,009,589	396	3,558,374	3,687,652	9,493,855	215,202.1	418,063	118,657	1

* US Locations that do not meet criteria of at least ten (10) Acres AND at least \$10M PRV. US Territories and Non-US Locations that do not meet criteria of at least ten (10) Acres OR at least \$10M PRV.

DEPARTMENT OF DEFENSE - Air Force
Base Structure Report - As of 30 Sept 2009

SITE	BRAC 2005	COMPONENT	NAME NEAREST CITY	BUILDINGS						ACRES OWNED	TOTAL ACRES	PRV (\$M)	MIL	CIV	OTHER
				OWNED		LEASED		OTHER							
				COUNT	SQFT	COUNT	SQFT	COUNT	SQFT						
Antigua															
Antigua AS		AF Active	St. Johns	32	118,550	0	0	0	0	0	175	111.7	2	0	0
Antigua Total:				32	118,550	0	0	0	0	0	175	111.7	2	0	0
Aruba															
* OTHER SITE(S) : 1				0	0	1	3,200	0	0	0	0	1.3	0	0	0
Aruba Total:				0	0	1	3,200	0	0	0	0	1.3	0	0	0
Australia															
* OTHER SITE(S) : 3				14	10,595	29	25,078	0	0	0	2	9.0	0	0	0
Australia Total:				14	10,595	29	25,078	0	0	0	2	9.0	0	0	0
Belgium															
Florennes AB		AF Active	Florennes	9	154,045	0	0	1	8,000	0	0	48.9	6	0	0
Kleine Brogel AB		AF Active	Kleine-Brogel	10	22,045	0	0	5	18,511	0	1	13.7	136	0	1
* OTHER SITE(S) : 6				3	2,451	0	0	0	0	0	0	1.7	0	0	0
Belgium Total:				22	178,541	0	0	6	26,511	0	1	64.2	142	0	1
Colombia															
* OTHER SITE(S) : 6				49	40,360	0	0	0	0	0	13	20.1	7	1	0
Colombia Total:				49	40,360	0	0	0	0	0	13	20.1	7	1	0
Denmark															
Karup AB		AF Active	Karup	0	0	0	0	29	72,409	0	0	117.8	0	0	0
* OTHER SITE(S) : 1				0	0	4	7,425	0	0	0	0	1.0	0	0	0
Denmark Total:				0	0	4	7,425	29	72,409	0	0	118.8	0	0	0
Ecuador															
Davis-Monthan AFB (Manta)		AF Active	Manta	26	192,349	0	0	1	881	0	102	167.0	13	0	0
Ecuador Total:				26	192,349	0	0	1	881	0	102	167.0	13	0	0
Germany															
Bann Communications Station #2		AF Active	Bann	5	17,999	0	0	1	172	0	51	6.6	2	5	1
Binsfeld FH Annex		AF Active	Trier	0	0	77	182,015	0	0	0	11	26.7	0	0	0
Bitburg FH Annex		AF Active	Trier	19	319,746	0	0	62	2,248,503	0	156	515.2	0	0	0
Bitburg Storage Annex #2		AF Active	Trier	11	31,804	0	0	17	415,725	0	27	115.7	0	0	0
Buechel AB		AF Active	Buechel	3	5,199	0	0	7	38,502	0	0	18.8	136	0	1
Einsiedlerhof Maintenance Annex		AF Active	Einsiedlerhof	3	10,010	0	0	4	105,302	0	14	36.6	0	0	0

* US Locations that do not meet criteria of at least ten (10) Acres AND at least \$10M PRV. US Territories and Non-US Locations that do not meet criteria of at least ten (10) Acres OR at least \$10M PRV.

DEPARTMENT OF DEFENSE - Air Force

Base Structure Report - As of 30 Sept 2009

SITE	BRAC 2005	NAME NEAREST CITY	BUILDINGS						ACRES OWNED	TOTAL ACRES	PRV (\$M)	MIL	CIV	OTHER
			OWNED		LEASED		OTHER							
			COUNT	SQFT	COUNT	SQFT	COUNT	SQFT						
Einsiedlerhof Storage Annex	AF Active	Kaiserlautern	7	92,868	0	0	15	288,312	0	28	94.3	55	26	1
Einsiedlerkoepfe Training Annex	AF Active	Kaiserlautern	4	5,338	0	0	1	9,630	0	311	8.8	0	0	0
Geilenkirchen AB	AF Active	Geilenkirchen	8	34,865	1	4,924	14	120,921	0	0	49.7	531	27	11
Hochspeyer Ammo Storage Annex	AF Active	Kaiserlautern	31	56,578	0	0	5	14,443	0	88	33.9	0	0	0
Husterhoeh Communication Site	AF Active	Pirmasens	2	1,200	0	0	6	16,914	0	185	5.4	0	0	0
Kapaun Administration Annex	AF Active	Kaiserlautern	23	98,456	0	0	35	520,302	0	114	227.1	137	5	4
Landstuhl FH Annex O3	AF Active	Landstuhl	7	28,807	0	0	30	475,176	0	44	126.2	0	0	0
Landstuhl Maintenance Site	AF Active	Landstuhl	35	123,899	0	0	7	26,177	0	25	45.3	0	0	0
Landstuhl Maintenance Site #2	AF Active	Landstuhl	9	32,551	0	0	5	15,142	0	7	21.1	0	0	0
Langerkopf Rad Rel Site	AF Active	Leimen	5	38,394	0	0	4	8,614	0	7	20.2	0	0	0
Oberweis Annex	AF Active	Trier	12	9,913	0	0	34	128,124	0	108	49.0	0	0	0
Pruem AS	AF Active	Trier	4	10,728	0	0	0	0	0	18	5.7	0	0	0
Ramstein AB	AF Active	Ramstein	370	3,323,543	0	0	427	6,408,565	0	3,102	3,698.3	8,242	822	1,370
Ramstein Storage Annex	AF Active	Weilerbach	9	179,687	0	0	4	53,030	0	85	45.9	0	0	0
Sembach Admin Annex (Wing HQ)	AF Active	Sembach AB	49	562,889	0	0	79	1,772,482	0	279	626.7	435	40	4
Siegenburg Air Range	AF Active	Landshut	3	2,730	0	0	5	7,706	0	681	5.8	0	1	8
Spangdahlem AB	AF Active	Spangdahlem AB	180	1,424,930	0	0	334	2,522,760	0	1,619	1,789.7	4,196	207	480
Spangdahlem Waste Annex	AF Active	Spangdahlem AB	2	2,586	0	0	2	4,105	0	3	37.0	0	0	0
Speicher FH Annex	AF Active	Trier	0	0	102	234,681	0	0	0	12	35.0	0	0	0
Vogelweh FH Annex	AF Active	Kaiserlautern	107	552,558	0	0	172	3,534,942	0	634	913.3	0	0	0
* OTHER SITE(S) : 23			20	65,514	2	2,766	24	101,507	0	62	77.6	119	13	14
Germany Total:			928	7,032,792	182	424,386	1,294	18,837,056	0	7,671	8,635.7	13,853	1,146	1,894
Greece														
* OTHER SITE(S) : 1			0	0	1	3,896	0	0	0	0	0.7	0	0	0
Greece Total:			0	0	1	3,896	0	0	0	0	0.7	0	0	0
Greenland														
Thule AB	AF Active	Thule	232	2,471,508	0	0	0	0	233,034	233,034	3,040.4	134	2	0
Greenland Total:			232	2,471,508	0	0	0	0	233,034	233,034	3,040.4	134	2	0
Italy														
Aviano AB	AF Active	Aviano AB	94	687,716	0	0	100	1,658,279	0	1,199	1,470.8	3,683	189	388
Aviano Administration Annex Group HQ	AF Active	Aviano AB	3	4,630	0	0	5	40,931	0	8	19.4	0	0	0
Aviano Ammunition Storage Annex	AF Active	Aviano AB	2	3,450	0	0	34	96,655	0	47	43.7	0	0	0
Aviano Bachelor Housing Annex #1	AF Active	Aviano AB	17	273,864	2	46,140	5	352,116	0	39	340.6	0	0	0
Aviano Bachelor Housing Annex #2	AF Active	Aviano AB	6	217,020	0	0	9	82,950	0	13	121.9	0	0	0
Aviano FH Annex #5	AF Active	Aviano AB	0	0	91	220,820	0	0	0	0	43.0	0	0	0
Aviano FH Site	AF Active	Aviano AB	0	0	20	54,509	0	0	0	1	10.6	0	0	0

* US Locations that do not meet criteria of at least ten (10) Acres AND at least \$10M PRV. US Territories and Non-US Locations that do not meet criteria of at least ten (10) Acres OR at least \$10M PRV.

DEPARTMENT OF DEFENSE - Air Force

Base Structure Report - As of 30 Sept 2009

SITE	BRAC 2005	COMPONENT	NAME NEAREST CITY	BUILDINGS						ACRES OWNED	TOTAL ACRES	PRV (\$M)	MIL	CIV	OTHER
				OWNED		LEASED		OTHER							
				COUNT	SQFT	COUNT	SQFT	COUNT	SQFT						
Aviano Maintenance Annex		AF Active	Aviano AB	6	4,785	0	0	8	111,619	0	8	37.5	0	0	0
Aviano Storage Annex		AF Active	Aviano AB	0	0	2	94,440	0	0	0	6	17.7	0	0	0
Fontanafredda FH Site		AF Active	Pordenone	0	0	55	294,220	0	0	0	1	57.4	0	0	0
Ghedi Radio Relay Site		AF Active	Brescia	13	38,022	0	0	3	19,031	0	1	23.9	137	0	3
Maniago FH Site		AF Active	Maniago	0	0	19	168,008	0	0	0	1	32.8	0	0	0
Pordenone FH Site		AF Active	Pordenone	0	0	12	141,646	0	0	0	1	27.6	0	0	0
Roveredo Storage Annex		AF Active	Roveredo	0	0	16	96,027	0	0	0	3	18.7	0	0	0
San Vito Dei Normanni AS		AF Active	San Vito Normanni	2	3,980	0	0	0	0	0	25	3.4	0	0	0
Sedrano FH Site		AF Active	Cordenons	0	0	10	88,816	0	0	0	1	17.3	0	0	0
* OTHER SITE(S) : 15				19	29,030	4	66,026	4	11,590	0	28	43.0	0	0	0
Italy Total:				162	1,262,497	231	1,270,652	168	2,373,171	0	1,382	2,329.2	3,820	189	391
Japan															
Camp Courtney FH Annex		AF Active	Camp Courtney Okinawa N	82	1,129,486	0	0	0	0	0	65	226.8	0	0	0
Camp Foster FH Annex		AF Active	Camp Foster Okinawa	1,039	3,250,507	0	0	0	0	0	453	657.9	0	0	0
Camp Kinser		AF Active	Makiminato Okinawa	43	2,266,385	0	0	0	0	0	135	447.7	0	0	0
Camp Kuwae FH Annex		AF Active	Chatan Okinawa	158	577,533	0	0	0	0	0	70	110.0	0	0	0
Camp McTureous FH Annex		AF Active	Camp Courtney Okinawa N	80	678,732	0	0	0	0	0	64	133.2	0	0	0
Camp Shields FH Annex		AF Active	Camp Shields-Okinawa	6	6,968	0	0	89	478,684	89	89	114.0	0	0	0
Chitose Administration Annex		AF Active	Chitose	14	63,941	0	0	0	0	0	1,067	37.4	0	0	0
Draughon Training Range		AF Active	Misawa AFB	3	4,644	0	0	7	13,709	0	1,889	18.9	0	0	0
Idesuna Jima Air Range		AF Active	Okinawa Island	0	0	0	0	0	0	61	61	0.0	0	0	0
Itazuke Auxiliary Airfield		AF Active	Fukuoka	0	0	0	0	1	30,873	0	6	18.4	0	0	0
Kadena AB		AF Active	Kadena Air Base Okinawa	1,501	5,659,358	0	0	758	7,955,695	4,907	4,907	5,207.3	6,901	525	1,892
Kadena Ammo Storage Annex		AF Active	Kadena Air Base Okinawa	362	1,788,792	0	0	85	591,251	6,077	6,077	886.5	0	0	0
Misawa AB		AF Active	Misawa AFB	231	1,260,269	0	0	580	7,748,026	0	3,864	4,681.3	4,058	161	777
Momote Annex		AF Active	Waco City	0	0	0	0	3	2,976	0	30	3.6	0	0	0
Okuma Recreation Annex		AF Active	Okuma Okinawa	44	65,964	0	0	2	14,068	135	135	46.2	9	0	30
Owada Communications Station		AF Active	Owada	0	0	0	0	1	21,152	0	328	18.6	0	0	0
Tama Service Annex		AF Active	Tana	12	11,132	0	0	39	103,178	0	483	62.2	0	0	0
Tokorozawa Transmitter Site		AF Active	Tokorosana	7	59,913	0	0	0	0	0	320	109.8	0	0	0
Tori Shima Air Range		AF Active	Okinawa Island	0	0	0	0	0	0	10	10	0.0	0	0	0
Yokota AB		AF Active	Yokota AFB	139	621,542	0	0	627	9,401,146	0	1,750	4,159.8	2,973	252	1,260
* OTHER SITE(S) : 16				13	25,068	0	0	21	60,405	10	24	44.8	10	0	7
Japan Total:				3,734	17,470,234	0	0	2,213	26,421,163	11,289	21,827	16,984.5	13,951	938	3,966
Netherlands															

* US Locations that do not meet criteria of at least ten (10) Acres AND at least \$10M PRV. US Territories and Non-US Locations that do not meet criteria of at least ten (10) Acres OR at least \$10M PRV.

DEPARTMENT OF DEFENSE - Air Force
Base Structure Report - As of 30 Sept 2009

SITE	BRAC 2005	COMPONENT	NAME NEAREST CITY	BUILDINGS						ACRES OWNED	TOTAL ACRES	PRV (\$M)	MIL	CIV	OTHER
				OWNED		LEASED		OTHER							
				COUNT	SQFT	COUNT	SQFT	COUNT	SQFT						
* OTHER SITE(S) : 2				3	3,562	1	528	0	0	0	0	1.7	139	2	1
Netherlands Total:				3	3,562	1	528	0	0	0	0	1.7	139	2	1
<u>Netherlands Antilles</u>															
Davis-Monthan AFB (Curacao)		AF Active	Curacao	12	86,684	0	0	0	0	0	42	42.7	11	1	0
Netherlands Antilles Total:				12	86,684	0	0	0	0	0	42	42.7	11	1	0
<u>Norway</u>															
* OTHER SITE(S) : 3				1	4,550	2	4,156	2	21,836	0	0	9.7	3	0	0
Norway Total:				1	4,550	2	4,156	2	21,836	0	0	9.7	3	0	0
<u>Oman</u>															
Thumrait MAP		AF Active	Salalah	0	0	0	0	0	0	0	3,000		1	0	0
Oman Total:				0	0	0	0	0	0	0	3,000	0.0	1	0	0
<u>Portugal</u>															
Aguialva Munitions Storage Annex		AF Active	Lajesfield	20	17,185	0	0	0	0	0	68	7.7	0	0	0
Caldeira Ammunition Storage Area		AF Active	Lajesfield	2	6,295	0	0	0	0	0	29	3.1	0	0	0
Cinco Picos Globecom Annex		AF Active	Lajesfield	3	25,963	0	0	1	2,363	0	159	11.2	0	0	0
Covadascinzas Petroleum Products Stg Annex		AF Active	Lajesfield	0	0	0	0	0	0	0	41	72.9	0	0	0
Lajes Field		AF Active	Lajesfield	366	2,707,031	0	0	12	70,457	0	973	1,157.2	653	77	606
Praia Da Victoria Dock Annex		AF Active	Lajesfield	12	19,324	0	0	0	0	0	4	33.1	0	0	0
Praia Da Victoria Fuel Storage Annex		AF Active	Lajesfield	9	4,375	0	0	3	541	0	53	175.2	0	0	0
Villa Nova Globecom Annex		AF Active	Lajesfield	1	13,533	0	0	1	1,748	0	99	6.0	0	0	0
* OTHER SITE(S) : 12				16	5,822	0	0	0	0	0	19	10.0	0	0	0
Portugal Total:				429	2,799,528	0	0	17	75,109	0	1,445	1,476.3	653	77	606
<u>Saint Helena</u>															
Ascension Auxiliary Airfield		AF Active	Ascension Island	111	346,358	0	0	0	0	0	3,463	390.8	3	0	0
Saint Helena Total:				111	346,358	0	0	0	0	0	3,463	390.8	3	0	0
<u>South Korea</u>															
Camp Red Cloud Communications Site		AF Active	Uijong Bu	0	0	0	0	15	85,409	0	4	25.2	0	0	0
Kimhae Storage Annex		AF Active	Kimhae	37	363,308	0	0	1	51,333	0	86	84.6	0	0	0
Kunsan AB		AF Active	Kunsan	369	2,684,593	0	0	26	612,897	0	2,557	1,607.2	2,416	34	309
Kwang-Ju AB		AF Active	Kwangju	99	627,085	0	0	2	24,207	0	313	307.7	22	0	1
Osan AFB		AF Active	Osan AFB	438	5,914,201	0	0	57	1,189,280	0	1,832	2,775.7	4,790	158	524

* US Locations that do not meet criteria of at least ten (10) Acres AND at least \$10M PRV. US Territories and Non-US Locations that do not meet criteria of at least ten (10) Acres OR at least \$10M PRV.

DEPARTMENT OF DEFENSE - Air Force
Base Structure Report - As of 30 Sept 2009

SITE	BRAC 2005	COMPONENT	NAME NEAREST CITY	BUILDINGS						ACRES OWNED	TOTAL ACRES	PRV (\$M)	MIL	CIV	OTHER
				OWNED		LEASED		OTHER							
				COUNT	SQFT	COUNT	SQFT	COUNT	SQFT						
Osan Ni Ammunition Storage Annex		AF Active	Osan	20	74,115	0	0	0	0	0	603	29.4	0	0	0
Pil-Sung Air Range		AF Active	Taepeak	9	18,080	0	0	3	25,156	0	27	16.3	0	0	0
Suwon AB		AF Active	Suwon	40	133,977	0	0	61	588,854	0	267	377.1	25	1	0
Taegu AB		AF Active	Taegu	144	770,545	0	0	0	0	0	763	360.4	41	3	2
Wonju AS		AF Active	Wonju	13	7,715	0	0	5	10,491	0	93	32.3	11	0	0
* OTHER SITE(S) : 8				2	20,778	0	0	24	78,001	0	5	22.2	5	0	0
South Korea Total:				1,171	10,614,397	0	0	194	2,665,628	0	6,550	5,638.2	7,310	196	836
Spain															
Moron AB		AF Active	Moran AB	155	827,113	0	0	6	16,930	0	2,811	534.2	120	7	11
* OTHER SITE(S) : 1				0	0	1	1,296	0	0	0	0	0.2	0	0	0
Spain Total:				155	827,113	1	1,296	6	16,930	0	2,811	534.4	120	7	11
Turkey															
Ankara Administration Office		AF Active	Ankara	19	143,679	0	0	4	5,716	0	14	51.1	31	2	3
Batman AB		AF Active	Batman	0	0	0	0	13	28,176	0	0	23.2	0	0	0
Cigli AB		AF Active	Izmir	3	9,027	0	0	16	139,100	0	0	39.7	0	0	0
Incirlik AB		AF Active	Adana	542	3,474,995	0	0	136	547,688	0	3,337	1,935.5	1,276	113	139
Izmir AS		AF Active	Izmir	0	0	11	92,431	0	0	0	1	28.2	100	9	48
Izmir Storage Annex #2		AF Active	Izmir	0	0	27	130,039	0	0	0	17	52.3	0	0	0
Mus AB		AF Active	Batman	11	22,011	0	0	1	3,228	0	0	17.0	0	0	0
Yumurtalik Petroleum Prod Storage Annex		AF Active	Yumurtalik	5	7,623	0	0	0	0	0	142	131.4	0	0	2
* OTHER SITE(S) : 9				8	96,020	4	32,164	2	32,280	0	1	35.9	0	0	0
Turkey Total:				588	3,753,355	42	254,634	172	756,188	0	3,512	2,314.4	1,407	124	192
United Kingdom															
Beck Row FH		AF Active	Mildenhall	0	0	112	144,751	0	0	0	10	21.9	0	0	0
Blenheim Crescent		AF Active	Ickenham	0	0	0	0	5	47,858	0	0	14.1	0	0	0
Eriswell FH Annex		AF Active	Lakenheath	0	0	144	723,183	0	0	0	62	111.0	0	0	0
Lynn Wood FH		AF Active	Thetford	0	0	98	205,804	0	0	0	22	33.1	0	0	0
RAF Alconbury		AF Active	Cambridge	182	1,094,309	0	0	12	162,269	0	203	358.2	187	52	0
RAF Barford St John Transmitter Annex		AF Active	Barford St John	2	30,501	0	0	1	2,100	0	0	23.3	0	0	0
RAF Bicester		AF Active	Bicester	255	224,320	0	0	80	97,754	0	0	55.3	0	0	0
RAF Chelveston FH Annex		AF Active	Cambridge	22	79,272	0	0	0	0	0	17	15.7	0	0	0
RAF Croughton		AF Active	Croughton	125	664,538	0	0	19	159,898	0	0	295.1	268	34	0
RAF Ely Family Housing Annex		AF Active	Ely	0	0	0	0	64	149,482	0	5	41.1	0	0	0
RAF Fairford		AF Active	Fairford	86	419,332	0	0	115	699,244	0	1,170	601.0	195	23	0
RAF Feltwell		AF Active	Feltwell	17	249,621	0	0	177	927,970	0	332	292.0	45	2	0

* US Locations that do not meet criteria of at least ten (10) Acres AND at least \$10M PRV. US Territories and Non-US Locations that do not meet criteria of at least ten (10) Acres OR at least \$10M PRV.

DEPARTMENT OF DEFENSE - Air Force

Base Structure Report - As of 30 Sept 2009

SITE	BRAC 2005	COMPONENT	NAME NEAREST CITY	BUILDINGS						ACRES OWNED	TOTAL ACRES	PRV (\$M)	MIL	CIV	OTHER
				OWNED		LEASED		OTHER							
				COUNT	SQFT	COUNT	SQFT	COUNT	SQFT						
RAF Lakenheath		AF Active	Lakenheath	312	2,552,684	0	0	551	2,093,133	0	2,007	2,216.0	4,600	236	0
RAF Menwith Hill		AF Active	Harrogate	0	0	0	0	160	1,081,398	0	545	333.6	227	56	18
RAF Menwith Hill 2 - Harrogate		AF Active	Harrogate	0	0	2	1,430	77	86,464	0	0	13.1	0	0	0
RAF Mildenhall		AF Active	Mildenhall	307	1,775,670	0	0	162	1,352,048	0	1,163	1,295.9	3,007	182	0
RAF Mildenhall Ammo Storage Annex		AF Active	Mildenhall	19	19,701	0	0	0	0	0	37	9.2	0	0	0
RAF Molesworth		AF Active	Cambridge	33	182,076	0	0	28	333,219	0	659	194.5	285	2	0
RAF Molesworth FH Annex		AF Active	Cambridge	20	53,934	0	0	0	0	0	5	10.8	0	0	0
RAF Molesworth Storage Annex #12		AF Active	Cambridge	2	30,988	0	0	0	0	0	37	10.3	0	0	0
RAF Shepherds Grove FH Annex		AF Active	Bury St Edmunds	34	64,338	0	0	1	7,718	0	18	17.0	0	0	0
RAF Upwood		AF Active	Cambridge	2	835	0	0	2	53,479	0	5	28.5	43	1	0
RAF Welford Ammo Storage Area		AF Active	Welford	77	231,487	0	0	208	532,408	0	806	289.4	0	0	0
* OTHER SITE(S) : 17				6	10,558	91	81,577	86	151,531	0	28	55.1	2	0	0
United Kingdom Total:				1,501	7,684,164	447	1,156,745	1,748	7,937,973	0	7,131	6,335.2	8,859	588	18
Overseas Total:				9,170	54,897,137	941	3,151,996	5,850	59,204,855	244,323	293,370	48,226.1	50,428	3,271	7,916
Worldwide Totals By Reporting Component:				58,047	537,143,950	2,675	19,161,585	6,246	62,763,229	3,931,975	9,787,224	263,428.2	468,491	121,928	7,917

* US Locations that do not meet criteria of at least ten (10) Acres AND at least \$10M PRV. US Territories and Non-US Locations that do not meet criteria of at least ten (10) Acres OR at least \$10M PRV.

DEPARTMENT OF DEFENSE - Marine Corps

Base Structure Report - As of 30 Sept 2009

SITE	BRAC 2005	COMPONENT	NAME NEAREST CITY	BUILDINGS						ACRES OWNED	TOTAL ACRES	PRV (\$M)	MIL	CIV	OTHER
				OWNED		LEASED		OTHER							
				COUNT	SQFT	COUNT	SQFT	COUNT	SQFT						
Alabama															
* OTHER SITE(S) : 2				9	49,320	1	200	0	0	11	13	11.8	333	0	0
Alabama Total:				9	49,320	1	200	0	0	11	13	11.8	333	0	0
Arizona															
Barry Goldwater Range		MC Active	Yuma	50	163,002	0	0	0	0	691,759	691,759	139.5	0	0	0
MCAS Yuma		MC Active	Yuma	305	2,221,013	0	0	409	1,272,480	7,161	8,454	1,698.5	3,716	1,004	0
MCAS Yuma Hsg-Off Base FY81		MC Active	Yuma	0	0	0	0	54	177,464	23	23	86.9	0	0	0
* OTHER SITE(S) : 1				17	10,475	0	0	0	0	0	0	2.1	0	0	0
Arizona Total:				372	2,394,490	0	0	463	1,449,944	698,942	700,236	1,927.0	3,716	1,004	0
California															
Choc Mt Air Gnry Rng		MC Active	Niland	4	43,256	0	0	0	0	459,506	459,506	11.8	0	0	0
MCAGCC Twentynine Palms		MC Active	Twentynine Palms	775	5,520,888	241	806,975	635	2,779,938	605,264	605,375	3,510.4	10,858	1,217	0
MCAS El Toro LIFOC		MC Active	Irvine	229	2,037,951	0	0	0	0	940	940	839.0	0	0	0
MCAS Miramar		MC Active	San Diego	470	5,067,111	4	6,240	300	1,090,869	22,638	22,941	3,247.9	10,568	938	0
MCAS Tustin Carve-Out 5A, 6		MC Active	Tustin	22	313,883	0	0	0	0	81	81	138.3	0	0	0
MCB Camp Pendleton		MC Active	Camp Pendleton	1,622	15,492,141	37	52,464	2,482	10,554,523	127,159	127,186	8,243.9	43,437	6,028	2,491
MCLB Barstow		MC Active	Barstow	152	2,313,053	0	0	0	0	3,724	3,725	704.2	241	901	0
MCLB Barstow Yermo Area		MC Active	Barstow	87	1,669,374	0	0	0	0	1,681	1,681	693.9	0	0	0
MCRD San Diego		MC Active	San Diego	142	2,223,661	0	0	5	19,776	428	428	787.7	2,380	721	0
MCRD San Diego Former NTC		MC Active	San Diego	4	114,908	0	0	0	0	72	72	48.7	0	0	0
MWTC Bridgeport		MC Active	Coleville	46	304,828	0	0	0	0	0	60,513	122.7	0	2	0
* OTHER SITE(S) : 13				91	821,570	0	0	49	211,087	269	278	337.6	1,015	65	0
California Total:				3,644	35,922,625	282	865,679	3,471	14,656,193	1,221,762	1,282,725	18,686.1	68,499	9,872	2,491
District of Columbia															
* OTHER SITE(S) : 3				11	175,580	0	0	0	0	12	12	127.0	932	112	0
District of Columbia Total:				11	175,580	0	0	0	0	12	12	127.0	932	112	0
Florida															
4th MARDIV Jacksonville Maint		MC Reserve	Jacksonville	2	41,547	0	0	0	0	111	111	10.1	0	0	0
MCSF Blount Island		MC Active	Jacksonville	42	553,155	0	0	0	0	902	1,056	270.9	84	238	0
* OTHER SITE(S) : 2				9	29,830	0	0	0	0	334	353	10.0	238	0	0
Florida Total:				53	624,532	0	0	0	0	1,346	1,520	291.0	322	238	0

* US Locations that do not meet criteria of at least ten (10) Acres AND at least \$10M PRV. US Territories and Non-US Locations that do not meet criteria of at least ten (10) Acres OR at least \$10M PRV.

DEPARTMENT OF DEFENSE - Marine Corps

Base Structure Report - As of 30 Sept 2009

SITE	BRAC 2005	COMPONENT	NAME NEAREST CITY	BUILDINGS						ACRES OWNED	TOTAL ACRES	PRV (\$M)	MIL	CIV	OTHER
				OWNED		LEASED		OTHER							
				COUNT	SQFT	COUNT	SQFT	COUNT	SQFT						
Georgia															
MCLB Albany		MC Active	Albany	218	5,624,301	0	0	160	327,508	3,619	3,619	1,211.6	980	7,005	0
MCLB Albany Housing Area #1		MC Active	Albany	185	358,952	0	0	0	0	78	78	44.1	0	0	0
* OTHER SITE(S) : 3				12	35,924	1	1,219	0	0	5,183	5,452	10.6	354	0	0
Georgia Total:				415	6,019,177	1	1,219	160	327,508	8,880	9,148	1,266.3	1,334	7,005	0
Hawaii															
MC Trng Area Bellows		MC Active	Waimanalo	10	16,189	0	0	0	0	1,073	1,073	47.3	0	0	0
MCB Camp Smith		MC Active	Aiea	51	615,939	0	0	9	19,010	219	221	552.3	851	171	0
MCB Hawaii Kaneohe		MC Active	Kaneohe	538	3,936,291	0	0	1,087	3,947,037	2,951	2,955	5,082.2	6,686	1,184	0
MCB Hawaii Manana Capehart		MC Active	Pearl City	4	6,780	0	0	153	429,514	52	52	148.4	0	0	0
MCB Hawaii Pearl City Annex		MC Active	Pearl City	6	207,120	0	0	0	0	27	27	75.2	0	0	0
MCB Hawaii Puuloa-Oahu		MC Active	Ewa Beach	21	57,379	0	0	0	0	140	140	42.8	0	0	0
* OTHER SITE(S) : 2				0	0	0	0	0	0	199	202	0.7	0	0	0
Hawaii Total:				630	4,839,698	0	0	1,249	4,395,561	4,661	4,670	5,948.9	7,537	1,355	0
Illinois															
* OTHER SITE(S) : 1				2	28,293	0	0	0	0	0	3	11.1	245	0	0
Illinois Total:				2	28,293	0	0	0	0	0	3	11.1	245	0	0
Indiana															
* OTHER SITE(S) : 1				1	11,618	0	0	0	0	0	4	3.3	145	0	0
Indiana Total:				1	11,618	0	0	0	0	0	4	3.3	145	0	0
Louisiana															
* OTHER SITE(S) : 2				1	26,543	0	0	0	0	7	15	7.6	1,357	139	0
Louisiana Total:				1	26,543	0	0	0	0	7	15	7.6	1,357	139	0
Maryland															
* OTHER SITE(S) : 1				5	45,698	0	0	0	0	9	9	11.5	245	0	0
Maryland Total:				5	45,698	0	0	0	0	9	9	11.5	245	0	0
Massachusetts															
4th MAW Chicopee Housing		MC Reserve	Chicopee	75	247,551	0	0	59	250,686	84	84	87.5	0	0	0
Massachusetts Total:				75	247,551	0	0	59	250,686	84	84	87.5	0	0	0

* US Locations that do not meet criteria of at least ten (10) Acres AND at least \$10M PRV. US Territories and Non-US Locations that do not meet criteria of at least ten (10) Acres OR at least \$10M PRV.

DEPARTMENT OF DEFENSE - Marine Corps

Base Structure Report - As of 30 Sept 2009

SITE	BRAC 2005	COMPONENT	NAME NEAREST CITY	BUILDINGS						ACRES OWNED	TOTAL ACRES	PRV (\$M)	MIL	CIV	OTHER
				OWNED		LEASED		OTHER							
				COUNT	SQFT	COUNT	SQFT	COUNT	SQFT						
Missouri															
MCSPTACT Kansas City E Bales		MC Active	Belton	8	58,712	0	0	1	331,914	24	24	158.6	0	0	0
MCSPTACT Kansas City E Kensington		MC Active	Belton	4	102,208	0	0	0	0	13	13	32.9	0	0	0
MCSPTACT Kansas City PPV Housing		MC Active	Belton	0	0	0	0	239	676,340	41	89	96.5	0	0	0
MCSPTACT Kansas City SE 155th St		MC Active	Belton	1	23,525	0	0	0	0	12	12	43.7	0	0	0
MCSPTACT Kansas City SE Andrews		MC Active	Kansas City	7	75,440	0	0	0	0	0	16	29.1	0	0	0
* OTHER SITE(S) : 7				8	49,619	1	16,480	0	0	11	29	18.6	2,860	470	0
Missouri Total:				28	309,504	1	16,480	240	1,008,254	102	183	379.5	2,860	470	0
Nevada															
* OTHER SITE(S) : 1				0	0	0	0	0	0	0	480	0.9	0	0	0
Nevada Total:				0	0	0	0	0	0	0	480	0.9	0	0	0
New York															
4th MARDIV Brooklyn NY		MC Reserve	New York City	4	107,942	0	0	0	0	72	72	61.6	755	0	0
MCRC Syracuse		MC Reserve	Syracuse	9	36,622	0	0	0	0	263	264	17.2	147	0	0
* OTHER SITE(S) : 2				6	119,749	0	0	219	349,647	7	7	121.7	1,230	48	0
New York Total:				19	264,313	0	0	219	349,647	342	343	200.5	2,132	48	0
North Carolina															
ALF Bogue		MC Active	Bogue	19	38,534	0	0	0	0	837	837	32.7	0	0	0
Greater Sandy Run Area (GSRA) Site		MC Active	Camp Lejeune	26	47,155	0	0	0	0	40,126	40,564	136.5	0	0	0
MCAS Cherry Point		MC Active	Cherry Point	489	6,597,461	5	52,518	1,137	2,597,179	13,296	13,353	3,302.2	9,807	5,553	816
MCB Camp Lejeune		MC Active	Camp Lejeune	1,169	12,909,452	1	8,000	1,613	2,753,451	82,720	87,391	5,786.5	44,240	5,862	0
MCB Camp Lejeune Oak Grove		MC Active	Pollocksville	2	5,250	0	0	0	0	976	976	30.5	0	0	0
MCB Camp Lejeune West Site		MC Active	Camp Lejeune	620	4,004,858	0	0	399	510,729	2,773	3,728	1,892.4	5,832	196	0
OLF Atlantic		MC Active	Bogue	8	9,479	0	0	0	0	3,642	3,647	54.5	0	0	0
Point Of Marsh Target		MC Active	Atlantic	7	17,578	0	0	0	0	12,460	12,460	13.0	0	0	0
* OTHER SITE(S) : 8				208	1,608,104	1	81	1,031	4,051,377	211	215	1,172.1	17	0	0
North Carolina Total:				2,548	25,237,871	7	60,599	4,180	9,912,736	157,041	163,172	12,420.5	59,896	11,611	816
Ohio															
MCRC Brook Park		MC Reserve	Brook Park	5	63,486	0	0	0	0	11	11	14.9	190	0	0
Ohio Total:				5	63,486	0	0	0	0	11	11	14.9	190	0	0

* US Locations that do not meet criteria of at least ten (10) Acres AND at least \$10M PRV. US Territories and Non-US Locations that do not meet criteria of at least ten (10) Acres OR at least \$10M PRV.

DEPARTMENT OF DEFENSE - Marine Corps

Base Structure Report - As of 30 Sept 2009

SITE	BRAC 2005	COMPONENT	NAME NEAREST CITY	BUILDINGS				ACRES OWNED	TOTAL ACRES	PRV (\$M)	MIL	CIV	OTHER		
				OWNED		LEASED								OTHER	
				COUNT	SQFT	COUNT	SQFT							COUNT	SQFT
<u>Pennsylvania</u>															
* OTHER SITE(S) : 3				9	62,857	0	0	0	0	10	13	17.4	278	0	0
Pennsylvania Total:				9	62,857	0	0	0	0	10	13	17.4	278	0	0
<u>Puerto Rico</u>															
MCRC San Juan Puerto Rico		MC Reserve	San Juan	4	101,346	0	0	0	0	23	23	52.3	0	0	0
Puerto Rico Total:				4	101,346	0	0	0	0	23	23	52.3	0	0	0
<u>South Carolina</u>															
MCAS Beaufort		MC Active	Beaufort	279	2,267,339	1	100	295	543,641	5,618	6,193	1,345.5	0	755	0
MCAS Beaufort LB Housing		MC Active	Laurel Bay	14	99,928	0	0	1,102	1,471,350	1,077	1,077	284.2	0	0	0
MCRD Beaufort Parris Island		MC Active	Parris Island	312	3,437,423	0	0	189	504,173	8,047	8,080	1,333.4	5,798	910	0
* OTHER SITE(S) : 5				8	22,665	0	0	0	0	295	295	5.2	121	0	0
South Carolina Total:				613	5,827,355	1	100	1,586	2,519,164	15,037	15,645	2,968.3	5,919	1,665	0
<u>Tennessee</u>															
* OTHER SITE(S) : 1				3	23,672	0	0	0	0	6	6	5.9	188	2	0
Tennessee Total:				3	23,672	0	0	0	0	6	6	5.9	188	2	0
<u>Texas</u>															
* OTHER SITE(S) : 2				5	42,370	0	0	0	0	55	462	11.0	185	0	0
Texas Total:				5	42,370	0	0	0	0	55	462	11.0	185	0	0
<u>Virginia</u>															
HQBN Henderson Hall Arlington	C	MC Active	Arlington	8	81,351	0	0	0	0	24	24	126.7	2,607	3,704	0
MCB Quantico		MC Active	Quantico	612	7,382,700	0	0	169	260,790	55,148	60,314	3,280.7	6,751	6,089	0
* OTHER SITE(S) : 3				7	52,034	0	0	0	0	151	151	15.4	308	0	0
Virginia Total:				627	7,516,085	0	0	169	260,790	55,322	60,488	3,422.7	9,666	9,793	0
<u>Washington</u>															
* OTHER SITE(S) : 1				5	24,174	0	0	0	0	12	12	8.4	116	0	0
Washington Total:				5	24,174	0	0	0	0	12	12	8.4	116	0	0
<u>Wisconsin</u>															
* OTHER SITE(S) : 1				0	0	0	0	0	0	0	155		160	0	0
Wisconsin Total:				0	0	0	0	0	0	0	155	0.0	160	0	0

* US Locations that do not meet criteria of at least ten (10) Acres AND at least \$10M PRV. US Territories and Non-US Locations that do not meet criteria of at least ten (10) Acres OR at least \$10M PRV.

DEPARTMENT OF DEFENSE - Marine Corps

Base Structure Report - As of 30 Sept 2009

SITE	BRAC 2005	COMPONENT	NAME NEAREST CITY	BUILDINGS						ACRES OWNED	TOTAL ACRES	PRV (\$M)	MIL	CIV	OTHER
				OWNED		LEASED		OTHER							
				COUNT	SQFT	COUNT	SQFT	COUNT	SQFT						
US/US Territories Total:				9,084	89,858,157	293	944,277	11,796	35,130,483	2,163,675	2,239,432	47,881.4	166,255	43,314	3,307

* US Locations that do not meet criteria of at least ten (10) Acres AND at least \$10M PRV. US Territories and Non-US Locations that do not meet criteria of at least ten (10) Acres OR at least \$10M PRV.

DEPARTMENT OF DEFENSE - Marine Corps

Base Structure Report - As of 30 Sept 2009

SITE	BRAC 2005	COMPONENT	NAME NEAREST CITY	BUILDINGS						ACRES OWNED	TOTAL ACRES	PRV (\$M)	MIL	CIV	OTHER
				OWNED		LEASED		OTHER							
				COUNT	SQFT	COUNT	SQFT	COUNT	SQFT						
Japan															
Camp Courtney-6029		MC Active	Tengan	84	285,912	0	0	129	1,693,789	0	331	667.0	3,501	0	0
Camp Foster-6044		MC Active	Zukeran	1,450	3,312,470	0	0	303	4,855,095	0	1,588	2,651.2	2,018	3,201	3
Camp Fuji Japan-3127		MC Active	Camp Fuji	42	64,957	0	0	45	469,958	0	291	268.6	86	113	3
Camp Gonsalves		MC Active	Henoko Okinawa	22	17,881	0	0	2	15,653	0	19,356	20.6	0	0	0
Camp Hansen-6011		MC Active	Onna Okinawa	135	547,911	0	0	145	2,708,627	0	12,647	1,339.5	0	0	0
Camp Kinser-6056		MC Active	Makiminato Okinawa	158	2,697,566	0	0	119	3,280,075	0	676	1,777.7	4,645	0	0
Camp Lester - 6043		MC Active	Chatan Okinawa	163	637,792	0	0	74	526,814	0	167	480.9	0	0	0
Camp McTureous - 6031		MC Active	Tengan	7	87,908	0	0	90	734,570	0	94	252.2	0	0	0
Camp Schwab-6009		MC Active	Henoko Okinawa	92	317,513	0	0	45	1,074,103	0	5,097	575.4	1,711	0	0
Fuji Maneuver JA - 3183		MC Active	Camp Fuji	0	0	0	0	0	0	0	33,091	0	0	0	0
Gimbaru Training Area - 6017		MC Active	Onna Okinawa	2	1,968	0	0	1	190	0	149	1.7	0	0	0
Henoko Ammo Area - 6010		MC Active	Henoko Okinawa	50	122,528	0	0	3	73,316	0	300	113.2	0	0	0
le Jima Aux Airfield		MC Active	Henoko Okinawa	11	15,096	0	0	5	5,959	0	1,981	23.4	0	0	0
Kin Blue Beach - 6020		MC Active	Onna Okinawa	0	0	0	0	0	0	0	94	1.7	0	0	0
MCAS Futenma		MC Active	Futemma Okinawa	217	912,980	0	0	51	805,032	0	1,187	907.3	3,689	72	17
MCAS Iwakuni		MC Active	Iwakuni	204	775,928	0	0	212	3,372,770	0	6,702	1,967.9	1,917	1,015	3
MCAS Iwakuni Housing		MC Active	Iwakuni	3	501	0	0	56	470,078	0	32	131.7	0	0	0
MCB Camp S D Butler ASP 2-6022		MC Active	Koza	5	8,000	0	0	0	0	0	491	9.9	0	0	0
Ulibaru		MC Active	White Beach Nav Inst	0	0	0	0	0	0	0	63	0	0	0	0
* OTHER SITE(S) : 4				0	0	0	0	0	0	0	16	0	0	0	0
Japan Total:				2,645	9,806,911	0	0	1,280	20,086,029	0	84,352	11,189.9	17,567	4,401	26
Kenya															
* OTHER SITE(S) : 1				4	15,578	0	0	0	0	0	0	7.6	0	0	0
Kenya Total:				4	15,578	0	0	0	0	0	0	7.6	0	0	0
South Korea															
Camp Mu Juk		MC Active	Pohang	75	133,725	0	0	0	0	0	0	39.4	0	0	0
South Korea Total:				75	133,725	0	0	0	0	0	0	39.4	0	0	0
Overseas Total:				2,724	9,956,214	0	0	1,280	20,086,029	0	84,352	11,236.9	17,567	4,401	26
Worldwide Totals By Reporting Component:				11,808	99,814,371	293	944,277	13,076	55,216,511	2,163,675	2,323,784	59,118.3	183,822	47,715	3,333

* US Locations that do not meet criteria of at least ten (10) Acres AND at least \$10M PRV. US Territories and Non-US Locations that do not meet criteria of at least ten (10) Acres OR at least \$10M PRV.

DEPARTMENT OF DEFENSE - WHS
Base Structure Report - As of 30 Sept 2009

SITE	BRAC 2005	COMPONENT	NAME NEAREST CITY	BUILDINGS				ACRES OWNED	TOTAL ACRES	PRV (\$M)	MIL	CIV	OTHER		
				OWNED		LEASED								OTHER	
				COUNT	SQFT	COUNT	SQFT							COUNT	SQFT
Delaware															
* OTHER SITE(S) : 3				0	0	3	7,400	0	0	0	0	1.9	0	0	0
Delaware Total:				0	0	3	7,400	0	0	0	0	1.9	0	0	0
District of Columbia															
* OTHER SITE(S) : 10				0	0	10	237,485	0	0	0	0	62.4	0	0	0
District of Columbia Total:				0	0	10	237,485	0	0	0	0	62.4	0	0	0
Illinois															
* OTHER SITE(S) : 1				0	0	1	6,900	0	0	0	0	1.8	0	0	0
Illinois Total:				0	0	1	6,900	0	0	0	0	1.8	0	0	0
Maryland															
* OTHER SITE(S) : 20				2	6,461	19	747,514	0	0	4	4	118.0	0	0	0
Maryland Total:				2	6,461	19	747,514	0	0	4	4	118.0	0	0	0
Pennsylvania															
Raven Rock Site		WHS	Fairfield	61	630,686	0	0	0	0	716	716	201.5	0	0	0
Pennsylvania Total:				61	630,686	0	0	0	0	716	716	201.5	0	0	0
Virginia															
Navy Annex (FOB 2)		WHS	Naval Annex	1	714,801	0	0	0	0	14	14	190.0	0	141	0
Navy Annex (FOB 2) Parking		WHS	Naval Annex	0	0	0	0	0	0	23	23	10.8	0	0	0
Pentagon Reservation		WHS	Pentagon, Arlington	23	6,908,273	0	0	0	0	220	220	5,169.5	3,379	2,622	0
* OTHER SITE(S) : 94				2	1,899	90	6,941,418	0	0	14	14	1,802.0	0	0	0
Virginia Total:				26	7,624,973	90	6,941,418	0	0	271	271	7,172.3	3,379	2,763	0
US/US Territories Total:				89	8,262,120	123	7,940,717	0	0	991	991	7,557.9	3,379	2,763	0
Worldwide Totals By Reporting Component:				89	8,262,120	123	7,940,717	0	0	991	991	7,557.9	3,379	2,763	0

* US Locations that do not meet criteria of at least ten (10) Acres AND at least \$10M PRV. US Territories and Non-US Locations that do not meet criteria of at least ten (10) Acres OR at least \$10M PRV.

DEPARTMENT OF DEFENSE

Base Structure Report - As of 30 Sept 2009

X. STATE/TERRITORIES ARMY NATIONAL GUARD

State/Territories Army National Guard Base Structure Report - As of 30 Sept 2009

SITE	BRAC 2005	COMPONENT	NAME NEAREST CITY	BUILDINGS				STATE OWNED ACRES	TOTAL ACRES	PRV (\$M)	MIL	CIV	OTHER
				STATE OWNED		TOTAL							
				COUNT	SQFT	COUNT	SQFT						
Alabama													
AASF 02 Birmingham		Army Guard	Birmingham	2	90,788	2	90,788	85	85	60.3	0	0	0
AASF 3 Bates Field Mobile		Army Guard	Mobile	4	54,736	4	54,736	35	35	40.2	43	0	0
AFRC Birmingham	R	Army Guard	Birmingham	2	120,793	2	120,793	26	26	48.0	186	27	0
AFRC Quarles Flowers Decatur		Army Guard	Decatur	1	28,305	1	28,305	12	12	12.3	253	2	0
Fort Sequoyah Fort Payne		Army Guard	Fort Payne	5	34,838	5	34,838	20	20	14.3	127	15	0
Fort Whiting Mobile		Army Guard	Mobile	1	55,193	1	55,193	32	32	26.1	447	3	0
NG AFRC Haleyville		Army Guard	Haleyville	1	73,977	1	73,977	41	41	28.2	0	0	0
NG Buntin Parsons Dothan		Army Guard	Dothan	3	29,950	3	29,950	10	10	13.0	244	18	0
NG Charles A Rollo Auburn		Army Guard	Auburn	2	30,465	2	30,465	20	20	12.5	88	0	0
NG Charles P Bailey Athens		Army Guard	Athens	6	35,627	6	35,627	6	6	13.3	72	0	0
NG Clarence F Rhea Gadsden		Army Guard	Gadsden	5	39,761	5	39,761	0	29	16.0	232	17	0
NG Cromwell Pickens Florence		Army Guard	Florence	5	33,615	5	33,615	11	11	14.6	119	19	0
NG Cullman CSMS 2		Army Guard	Cullman	10	112,680	10	112,680	18	18	45.5	131	48	0
NG Don Bryant Brewton		Army Guard	Brewton	2	25,540	2	25,540	21	21	10.5	55	0	0
NG Frank F Horton Andalusia		Army Guard	Andalusia	3	25,714	3	25,714	5	5	11.2	89	12	0
NG Hamilton		Army Guard	Hamilton	4	36,895	4	36,895	14	14	14.1	97	25	0
NG Huntsville		Army Guard	Huntsville	2	25,608	2	25,608	12	12	11.1	145	2	0
NG Jackson M Balch Huntsville		Army Guard	Huntsville	5	47,657	5	47,657	8	8	20.0	327	0	0
NG Jasper Readiness Center		Army Guard	Jasper	6	25,435	6	25,435	15	15	10.6	55	1	0
NG JFHQ - SMD		Army Guard	Montgomery	24	373,134	24	373,134	65	65	123.8	579	284	0
NG John H Forney Jacksonville		Army Guard	Jacksonville	1	34,963	1	34,963	10	10	11.9	215	1	0
NG Julis W Hicks Enterprise		Army Guard	Enterprise	8	38,585	8	38,585	14	14	16.4	230	1	0
NG Linden		Army Guard	Linden	5	27,897	5	27,897	14	14	11.7	54	11	0
NG Luke E Reed Grove Hill		Army Guard	Grove Hill	2	29,354	2	29,354	10	10	11.3	55	0	0
NG Northport		Army Guard	Northport	3	38,580	3	38,580	11	11	16.7	186	22	0
NG Oneonta		Army Guard	Oneonta	3	33,913	3	33,913	10	10	13.7	285	0	0
NG Opelika		Army Guard	Opelika	5	32,457	5	32,457	10	10	13.4	109	16	0
NG R Dewey Piper Tallassee		Army Guard	Tallassee	4	35,573	4	35,573	10	10	13.6	183	20	0
NG R W Shepherd Hope Hull		Army Guard	Hope Hull	4	115,549	4	115,549	62	62	49.9	288	11	0
NG Ralph W Adams Troy		Army Guard	Troy	1	35,440	1	35,440	8	8	14.7	230	1	0
NG Selma Readiness Center/FMS 18		Army Guard	Selma	6	53,900	6	53,900	9	9	22.0	129	17	0
NG Taylor Hardin Montgomery		Army Guard	Montgomery	2	42,585	2	42,585	11	11	15.7	81	3	0
NG Tom Bevill Fayette		Army Guard	Fayette	2	33,117	2	33,117	20	20	13.4	141	0	0
NG TS Walter J Hanna Birmingham		Army Guard	Birmingham	3	39,151	3	39,151	5	5	16.6	192	10	0
NG Wendell K Taylor Brundidge		Army Guard	Brundidge	4	23,735	4	23,735	9	9	10.1	110	23	0
NG Wilburn B Fowler Arab		Army Guard	Arab	5	27,046	5	27,046	10	10	11.2	0	0	0
* OTHER SITE(S) : 75				123	1,158,121	130	1,169,463	535	535	457.8	4,938	134	0

* All Locations that do not meet criteria of at least five (5) Acres AND at least \$5M PRV.

State/Territories Army National Guard Base Structure Report - As of 30 Sept 2009

SITE	BRAC 2005	COMPONENT	NAME NEAREST CITY	BUILDINGS				STATE OWNED ACRES	TOTAL ACRES	PRV (\$M)	MIL	CIV	OTHER
				STATE OWNED		TOTAL							
				COUNT	SQFT	COUNT	SQFT						
Alabama Total:				274	3,100,677	281	3,112,019	1,215	1,244	1,265.4	10,715	743	0
Alaska													
NG Alcantra Armory Complex		Army Guard	Palmer	7	28,031	7	28,031	360	360	24.9	0	0	0
NG Bethel AAOF		Army Guard	Bethel	1	23,396	1	23,396	5	5	153.2	0	0	0
NG Bethel Arm OMS		Army Guard	Bethel	5	21,057	5	21,057	21,252	21,252	34.8	4	8	0
NG Fairbanks Arm OMS		Army Guard	Fairbanks	3	34,925	3	34,925	5	5	33.4	144	4	0
NG Jewel Lake Armory		Army Guard	Anchorage	2	31,195	2	31,195	7	7	23.4	0	0	0
NG Juneau Armory and FMS		Army Guard	Juneau	2	63,118	2	63,118	10	11	80.3	105	7	0
NG Kodiak Armory		Army Guard	Kodiak	2	9,626	2	9,626	64	64	11.1	12	0	0
NG Old CSMS		Army Guard	Anchorage	1	20,986	1	20,986	35	35	16.6	0	0	0
NG Sitka Armory		Army Guard	Sitka	1	15,305	1	15,305	5	5	14.6	0	0	0
* OTHER SITE(S) : 20				28	141,982	33	153,123	24,191	24,194	271.1	49	13	0
Alaska Total:				52	389,621	57	400,762	45,933	45,938	663.4	314	32	0
Arizona													
NG Bellemont Armory		Army Guard	Bellemont	4	29,000	4	29,000	15	15	15.6	441	8	0
NG Mesa Armory		Army Guard	Mesa	10	41,742	10	41,742	5	5	19.1	342	0	0
NG Papago Park Military Reservation CSMS		Army Guard	Phoenix	3	96,439	3	96,439	32	32	49.2	0	0	0
NG Picacho Aviation TS		Army Guard	Picacho	2	6,158	2	6,158	320	320	27.4	0	0	0
NG Project Challenge		Army Guard	Queen Creek	7	26,543	7	26,543	5	5	11.5	0	0	59
NG Showlow Armory		Army Guard	Show Low	3	20,693	3	20,693	0	10	10.9	52	0	0
NG Silver Bell Army Heliport		Army Guard	Marana	19	472,468	19	472,468	161	726	267.0	826	198	421
NG Silverlake Armory		Army Guard	Tucson	6	44,074	6	44,074	6	6	22.0	301	0	0
NG Valencia Readiness Center		Army Guard	Tucson	4	47,063	4	47,063	20	20	25.2	196	13	1
NG Yuma Readiness Center		Army Guard	Yuma	2	39,830	2	39,830	0	5	25.2	119	0	0
* OTHER SITE(S) : 17				37	214,496	44	242,249	62	71	113.3	1,067	10	0
Arizona Total:				97	1,038,507	104	1,066,260	627	1,216	586.4	3,344	229	481
Arkansas													
Camp Joseph T Robinson		Army Guard	North Little Rock	286	2,293,895	286	2,293,895	32,868	32,868	1,062.7	3,337	424	624
NG Beebe		Army Guard	Beebe	3	42,623	3	42,623	5	5	16.5	46	0	0
NG Benton		Army Guard	Benton	1	34,000	1	34,000	11	11	14.6	127	1	0
NG Fayetteville		Army Guard	Fayetteville	3	31,441	3	31,441	10	10	13.4	203	1	0
NG Fort Smith		Army Guard	Fort Smith	4	24,907	4	24,907	5	5	10.7	0	0	0
NG Harrison		Army Guard	Harrison	5	31,685	5	31,685	5	5	13.2	156	0	0
NG Little Rock		Army Guard	Little Rock	2	47,806	3	49,406	5	5	19.1	207	4	3
NG Malvern		Army Guard	Malvern	4	24,079	4	24,079	8	8	10.2	172	13	0
NG Mountain Home		Army Guard	Mountain Home	4	50,162	4	50,162	7	7	19.9	85	0	0

* All Locations that do not meet criteria of at least five (5) Acres AND at least \$5M PRV.

State/Territories Army National Guard Base Structure Report - As of 30 Sept 2009

SITE	BRAC 2005	COMPONENT	NAME NEAREST CITY	BUILDINGS				STATE OWNED ACRES	TOTAL ACRES	PRV (\$M)	MIL	CIV	OTHER
				STATE OWNED		TOTAL							
				COUNT	SQFT	COUNT	SQFT						
NG North Little Rock		Army Guard	North Little Rock	2	51,825	3	53,025	5	5	19.6	261	3	0
NG Paragould		Army Guard	Paragould	4	50,208	4	50,208	5	5	19.3	122	0	0
NG Pine Bluff		Army Guard	Pine Bluff	4	27,305	4	27,305	12	12	11.3	128	3	0
NG Russellville		Army Guard	Russellville	4	38,026	4	38,026	13	13	14.6	278	14	0
NG Stuttgart		Army Guard	Stuttgart	4	25,552	4	25,552	15	15	10.2	54	1	0
NG Warren Readiness Center and OMS 5		Army Guard	Warren	5	44,181	5	44,181	27	27	50.0	92	8	0
NG West Memphis		Army Guard	West Memphis	4	58,563	4	58,563	0	8	23.8	119	0	0
* OTHER SITE(S) : 59				134	1,327,918	142	1,354,792	208	221	513.3	3,551	66	0
Arkansas Total:				473	4,204,176	483	4,233,850	33,208	33,229	1,842.5	8,938	538	627
California													
ITC Camp San Luis Obispo		Army Guard	San Luis Obispo	289	1,136,638	289	1,136,638	4,263	4,263	600.4	406	112	426
NG Azusa Sierra Madre		Army Guard	Azusa	3	89,489	3	89,489	18	18	51.2	664	0	3
NG Bakersfield (Gateway)		Army Guard	Bakersfield	2	50,563	2	50,563	21	21	32.9	231	0	0
NG Barstow		Army Guard	Barstow	3	19,998	3	19,998	5	5	11.4	160	19	6
NG Benicia		Army Guard	Benicia	3	18,369	3	18,369	5	5	10.9	78	0	1
NG Compton Parmalee		Army Guard	Compton	5	25,700	5	25,700	5	5	14.1	0	0	0
NG Fairfield		Army Guard	Travis AFB	1	39,063	1	39,063	5	5	23.8	110	0	2
NG Fresno AVCRAD Dakota		Army Guard	Fresno	4	173,909	4	173,909	48	48	118.2	352	82	124
NG Lakeport		Army Guard	Lakeport	1	23,654	1	23,654	7	7	13.1	52	0	0
NG Long Beach (Redondo)		Army Guard	Long Beach	2	82,089	2	82,089	20	20	45.3	530	4	0
NG Long Beach CSMS Stearns		Army Guard	Long Beach	7	57,182	7	57,182	5	5	31.8	0	69	6
NG Roseville		Army Guard	Roseville	3	50,745	3	50,745	5	5	27.8	74	0	3
NG Sacramento 58th		Army Guard	Sacramento	4	35,789	4	35,789	6	6	19.7	338	0	0
NG Sacramento Meadowview		Army Guard	Sacramento	2	40,379	2	40,379	9	9	24.4	245	0	0
NG San Diego		Army Guard	San Diego	8	85,818	8	85,818	18	18	43.7	710	30	3
NG San Francisco		Army Guard	San Francisco	4	61,632	4	61,632	8	8	27.9	150	0	0
NG San Jose Hedding		Army Guard	San Jose	4	52,676	4	52,676	6	6	27.0	175	13	1
NG Stockton AASF		Army Guard	Stockton	1	38,754	1	38,754	15	15	48.3	52	82	1
NG Stockton Armory		Army Guard	Stockton	3	50,540	3	50,540	10	10	25.2	527	0	3
NG Stockton FMS/CSMS		Army Guard	Stockton	5	77,465	5	77,465	28	28	45.1	0	78	13
NG Ventura		Army Guard	Ventura	2	40,222	2	40,222	5	5	22.4	79	1	3
* OTHER SITE(S) : 99				185	1,436,903	192	1,555,165	2,705	2,711	807.6	6,445	346	558
California Total:				541	3,687,577	548	3,805,839	7,218	7,224	2,072.0	11,378	836	1,153
Colorado													
NG Aurora		Army Guard	Aurora	2	47,115	2	47,115	0	6	23.2	195	9	2
NG Boulder		Army Guard	Boulder	4	23,426	4	23,426	9	9	12.1	152	0	0
NG Centennial		Army Guard	Englewood	3	92,011	3	92,011	8	8	46.3	215	119	88

* All Locations that do not meet criteria of at least five (5) Acres AND at least \$5M PRV.

State/Territories Army National Guard Base Structure Report - As of 30 Sept 2009

SITE	BRAC 2005	COMPONENT	NAME NEAREST CITY	BUILDINGS				STATE OWNED ACRES	TOTAL ACRES	PRV (\$M)	MIL	CIV	OTHER
				STATE OWNED		TOTAL							
				COUNT	SQFT	COUNT	SQFT						
NG Denver 1		Army Guard	Denver	3	78,590	3	78,590	0	10	37.2	441	11	1
NG Golden		Army Guard	Golden	6	49,000	6	49,000	5	5	13.3	0	11	0
NG Gypsum (HAATS)		Army Guard	Gypsum	1	22,751	2	24,191	0	18	16.8	45	4	0
NG Montrose		Army Guard	Montrose	1	25,010	1	25,010	26	26	12.7	51	0	0
NG Watkins		Army Guard	Watkins	4	59,865	4	59,865	0	11	28.2	261	10	0
* OTHER SITE(S) : 24				21	150,614	48	565,057	42	44	232.6	1,762	139	15
Colorado Total:				45	548,382	73	964,265	89	137	422.3	3,122	303	106
Connecticut													
NG AVCRAD Groton		Army Guard	Groton	15	193,050	15	193,050	24	24	131.1	351	98	202
NG Camp Hartell		Army Guard	Windsor Locks	39	141,801	39	141,801	59	59	76.9	270	48	3
NG Camp Rell		Army Guard	Niantic	62	218,159	62	218,159	82	82	122.0	175	6	17
NG Hartford Armory OMS 8A		Army Guard	Hartford	5	184,085	5	184,085	6	6	85.4	292	145	66
NG New Britain Armory		Army Guard	New Britain	1	26,995	1	26,995	8	8	13.5	335	2	59
NG New London Armory		Army Guard	New London	1	38,175	1	38,175	8	8	21.1	219	15	1
NG Norwalk Armory		Army Guard	Norwalk	2	31,966	2	31,966	11	11	17.4	0	0	1
NG Norwich Armory OMS 10		Army Guard	Norwich	4	50,073	4	50,073	11	11	27.1	131	0	2
NG Southington Armory OMS 2		Army Guard	Southington	4	32,245	4	32,245	10	10	15.9	127	0	1
NG Stratford Armory OMS 9		Army Guard	Stratford	2	46,114	2	46,114	10	10	23.2	347	1	1
Stones Ranch Military Reservation		Army Guard	East Lyme	22	79,104	22	79,104	1,862	1,862	87.6	14	6	0
* OTHER SITE(S) : 14				30	534,610	34	560,247	251	251	293.0	899	12	48
Connecticut Total:				187	1,576,377	191	1,602,014	2,342	2,342	914.2	3,160	333	401
Delaware													
NG 1401 Armory		Army Guard	Wilmington	2	48,253	2	48,253	7	7	23.2	247	1	3
NG Bethany Beach TS		Army Guard	Bethany Beach	82	130,632	82	130,632	105	105	69.6	50	5	9
NG Dagsboro		Army Guard	Dagsboro	6	82,778	6	82,778	9	9	24.7	135	10	0
NG Duncan Armory AASF		Army Guard	New Castle	8	72,910	8	72,910	13	13	41.3	177	72	1
NG Gov Bacon Health Ctr		Army Guard	Delaware City	2	28,651	2	28,651	6	6	13.4	216	0	0
NG Seaford Readiness Center (Old)		Army Guard	Seaford	6	20,405	6	20,405	14	14	11.1	0	12	0
NG Smyrna Readiness Center		Army Guard	Smyrna	2	54,058	2	54,058	14	14	52.1	0	0	0
NG Wilmington		Army Guard	Wilmington	2	79,588	2	79,588	15	15	38.4	102	43	47
* OTHER SITE(S) : 6				21	146,745	21	146,745	22	22	66.9	447	12	7
Delaware Total:				131	664,020	131	664,020	204	204	340.6	1,374	155	67
District of Columbia													
NG D.C. Armory		Army Guard	Washington, DC	3	589,168	3	589,168	10	10	293.5	1,137	155	144
* OTHER SITE(S) : 1				0	0	9	114,049	0	0	21.4	245	29	0

* All Locations that do not meet criteria of at least five (5) Acres AND at least \$5M PRV.

State/Territories Army National Guard Base Structure Report - As of 30 Sept 2009

SITE	BRAC 2005	COMPONENT	NAME NEAREST CITY	BUILDINGS				STATE OWNED ACRES	TOTAL ACRES	PRV (\$M)	MIL	CIV	OTHER
				STATE OWNED		TOTAL							
				COUNT	SQFT	COUNT	SQFT						
District of Columbia Total:				3	589,168	12	703,217	10	10	314.9	1,382	184	144
Florida													
MTC Camp Blanding		Army Guard	Starke	576	1,452,386	576	1,452,386	78,482	78,482	1,211.9	1,528	13	393
NG Bradenton Readiness Center		Army Guard	Bradenton	7	49,296	7	49,296	9	9	15.2	64	1	0
NG Brooksville RC, AASF #2, C23		Army Guard	Spring Hill	5	107,752	5	107,752	19	19	58.5	90	0	3
NG Crystal River Readiness Center		Army Guard	Crystal River	6	32,106	6	32,106	18	18	15.7	159	4	0
NG Fort Lauderdale Readiness Center		Army Guard	Fort Lauderdale	6	24,722	6	24,722	6	6	14.4	194	0	0
NG Haines City Readiness Center		Army Guard	Haines City	5	26,605	5	26,605	8	8	11.8	95	27	0
NG Jacksonville, Cecil Field AASF 1		Army Guard	Jacksonville	11	226,147	11	226,147	7	7	116.9	495	68	10
NG Jacksonville, Snyder RC		Army Guard	Jacksonville	4	40,175	4	40,175	25	25	16.9	452	14	0
NG Lake City Readiness Center		Army Guard	Lake City	5	24,332	5	24,332	7	7	11.0	75	8	0
NG Miami Readiness Center		Army Guard	Miami	4	53,693	4	53,693	6	6	25.6	717	14	0
NG Ocala Readiness Center		Army Guard	Ocala	3	23,076	3	23,076	10	10	11.3	219	0	0
NG Orlando Readiness Center		Army Guard	Orlando	3	33,049	3	33,049	5	5	14.1	349	1	0
NG Palmetto Readiness Center		Army Guard	Palmetto	3	34,763	3	34,763	5	5	12.6	64	1	0
NG Panama City Readiness Center		Army Guard	Panama City	2	28,911	2	28,911	5	5	12.8	128	0	0
NG Pensacola (Ellyson Field)		Army Guard	Pensacola	6	47,384	6	47,384	0	11	20.9	221	6	0
NG Plant City Readiness Center		Army Guard	Plant City	5	29,310	5	29,310	13	13	14.5	169	5	0
NG Quincy Readiness Center		Army Guard	Quincy	3	29,669	3	29,669	15	15	13.9	213	0	0
NG St Augustine, Ensslin Readiness Center		Army Guard	St. Augustine	6	90,199	6	90,199	18	18	49.6	536	250	443
NG St Augustine, St Francis Barracks		Army Guard	St. Augustine	15	81,575	15	81,575	7	7	29.5	0	0	0
NG St Petersburg Readiness Center		Army Guard	St. Petersburg	5	31,677	5	31,677	6	6	13.8	84	8	0
NG Starke Readiness Center		Army Guard	Starke	4	29,735	4	29,735	12	12	13.1	221	89	0
NG Tallahassee Readiness Center		Army Guard	Tallahassee	7	42,666	7	42,666	19	19	21.4	287	7	0
NG Tampa Readiness Center		Army Guard	Tampa	6	111,642	6	111,642	11	11	54.9	121	9	0
NG Wauchula Readiness Center		Army Guard	Wauchula	2	26,532	2	26,532	9	9	11.7	88	0	0
NG West Palm Beach, Calloway, FMS 15		Army Guard	West Palm Beach	4	65,859	4	65,859	19	19	28.8	224	9	0
* OTHER SITE(S) : 44				81	434,935	121	539,425	8,986	13,414	229.8	2,498	138	2
Florida Total:				784	3,178,196	824	3,282,686	87,726	92,165	2,050.5	9,291	672	851
Georgia													
NG Americus		Army Guard	Americus	4	16,524	4	16,524	11	11	21.8	79	3	0
NG Atlanta - Confederate Ave		Army Guard	Atlanta	16	248,324	16	248,324	74	74	93.2	234	152	663
NG Augusta		Army Guard	Augusta	5	49,444	5	49,444	12	12	18.9	336	14	0
NG Barnesville		Army Guard	Barnesville	1	77,158	1	77,158	26	26	29.8	0	0	0
NG Brunswick		Army Guard	Brunswick	5	29,691	5	29,691	7	7	12.4	91	0	0
NG Columbus		Army Guard	Columbus	5	44,319	5	44,319	7	7	21.2	176	8	0
NG Decatur		Army Guard	Decatur	4	25,332	4	25,332	6	6	10.5	118	0	0

* All Locations that do not meet criteria of at least five (5) Acres AND at least \$5M PRV.

State/Territories Army National Guard Base Structure Report - As of 30 Sept 2009

SITE	BRAC 2005	COMPONENT	NAME NEAREST CITY	BUILDINGS				STATE OWNED ACRES	TOTAL ACRES	PRV (\$M)	MIL	CIV	OTHER
				STATE OWNED		TOTAL							
				COUNT	SQFT	COUNT	SQFT						
NG Dublin		Army Guard	Dublin	5	29,331	5	29,331	10	10	12.3	120	14	0
NG Henry D Russell Armory		Army Guard	Macon	5	29,744	5	29,744	6	6	10.6	59	0	0
NG Hinesville		Army Guard	Hinesville	5	28,973	5	28,973	7	7	10.8	157	0	0
NG Kennesaw		Army Guard	Kennesaw	8	42,586	8	42,586	14	14	16.8	520	4	0
NG Macon RTI		Army Guard	Macon	27	60,905	27	60,905	33	33	32.4	203	9	8
NG Metter		Army Guard	Metter	3	27,447	3	27,447	12	12	10.5	63	0	0
NG Oglethorpe Armory		Army Guard	Lawrenceville	1	84,931	1	84,931	65	65	34.1	359	1	13
NG Savannah		Army Guard	Savannah	8	78,627	8	78,627	27	27	31.2	370	5	0
NG Tifton		Army Guard	Tifton	4	18,257	4	18,257	8	8	41.6	78	3	0
NG Washington		Army Guard	Washington	8	24,374	8	24,374	5	5	10.4	151	8	0
NG Waycross		Army Guard	Waycross	4	32,442	4	32,442	7	7	12.0	0	0	0
NG Winder Brw Arpt		Army Guard	Winder	8	51,484	8	51,484	33	34	22.1	130	38	7
NG Winder-Downtown		Army Guard	Winder	5	38,675	5	38,675	7	7	14.0	340	3	0
* OTHER SITE(S) : 65				151	795,607	167	839,770	432	456	307.0	3,888	64	0
Georgia Total:				282	1,834,175	298	1,878,338	808	833	773.8	7,472	326	691
Hawaii													
NG Fort Ruger		Army Guard	Honolulu	44	204,726	44	204,726	337	337	191.5	28	27	162
NG Hanapepe		Army Guard	Hanapepe	5	27,671	5	27,671	5	5	29.0	70	1	0
NG Hilo AASF 2		Army Guard	Hilo	3	15,415	3	15,415	20	20	38.2	0	22	1
NG Pu'Unene		Army Guard	Kihei	3	30,964	3	30,964	30	30	37.4	81	1	3
NG TS Keaukaha Mil Res		Army Guard	Hilo	30	173,986	30	173,986	509	509	153.6	240	13	16
* OTHER SITE(S) : 9				20	185,191	21	186,319	127	127	199.0	477	8	22
Hawaii Total:				105	637,953	106	639,081	1,028	1,028	648.9	896	72	204
Idaho													
NG Burley Armory		Army Guard	Burley	3	34,604	3	34,604	6	6	12.0	41	0	0
NG Caldwell Armory		Army Guard	Caldwell	2	21,024	2	21,024	5	5	10.2	122	0	0
NG GF Bennett Building (600)		Army Guard	Boise	1	29,971	1	29,971	0	6	12.7	0	0	0
NG Lewiston Armory FMS 1		Army Guard	Lewiston	4	21,353	4	21,353	8	8	12.2	95	7	1
NG Orchard Mates Boise		Army Guard	Boise	19	126,394	20	132,154	0	80	88.2	0	0	0
NG Pocatello Armory FMS 5		Army Guard	Pocatello	4	34,813	4	34,813	11	11	17.7	137	6	0
NG Post Falls Armory FMS S1		Army Guard	Post Falls	3	46,327	3	46,327	8	8	23.6	213	7	0
Orchard Range TS Boise		Army Guard	Boise	36	20,112	76	70,022	138,551	138,551	123.0	0	0	0
* OTHER SITE(S) : 33				71	334,644	191	1,384,674	75,472	75,809	407.1	2,492	499	295
Idaho Total:				143	669,242	304	1,774,942	214,060	214,484	706.8	3,100	519	296
Illinois													
Marseilles (MTA Training Area)		Army Guard	Marseilles	36	217,110	36	217,110	2,814	2,814	182.8	83	17	94

* All Locations that do not meet criteria of at least five (5) Acres AND at least \$5M PRV.

State/Territories Army National Guard Base Structure Report - As of 30 Sept 2009

SITE	BRAC 2005	COMPONENT	NAME NEAREST CITY	BUILDINGS				STATE OWNED ACRES	TOTAL ACRES	PRV (\$M)	MIL	CIV	OTHER
				STATE OWNED		TOTAL							
				COUNT	SQFT	COUNT	SQFT						
NG Bartonville (Peoria JAFRC)		Army Guard	Peoria	3	111,543	3	111,543	27	27	60.6	298	20	1
NG Beardstown Armory		Army Guard	Beardstown	1	18,332	1	18,332	9	9	11.2	57	0	6
NG Bloomington Armory FMS 16		Army Guard	Bloomington	4	64,037	4	64,037	11	11	31.3	148	8	0
NG Chicago (Calumet Ave Armory)		Army Guard	Chicago	1	145,152	1	145,152	5	5	62.5	244	0	2
NG Chicago, Jones Armory FMS 14		Army Guard	Chicago	1	294,720	1	294,720	6	6	152.4	457	14	4
NG Crestwood Armory FMS 02		Army Guard	Robbins	1	115,590	1	115,590	18	18	67.4	361	22	3
NG Danville Armory		Army Guard	Danville	1	24,500	1	24,500	10	10	13.9	58	0	0
NG Decatur AASF#1		Army Guard	Decatur	5	56,666	5	56,666	10	10	53.3	0	56	1
NG Decatur Armory FMS 04		Army Guard	Decatur	3	49,757	3	49,757	12	12	27.5	331	15	1
NG East St Louis Armory FMS 15		Army Guard	Centreville	5	75,728	5	75,728	8	8	34.9	207	18	2
NG Galva Armory		Army Guard	Galva	1	32,864	1	32,864	6	6	18.8	102	0	0
NG Joliet Armory FMS 12		Army Guard	Joliet	3	51,418	3	51,418	5	5	28.6	171	13	0
NG Kankakee (Cpt Stefanich JAFRC)		Army Guard	Kankakee	2	41,188	2	41,188	11	11	23.5	255	2	0
NG Machesney Park Armory FMS 13		Army Guard	Machesney Park	3	49,064	3	49,064	12	12	28.6	344	22	3
NG Macomb Armory FMS 19A		Army Guard	Macomb	3	56,077	3	56,077	7	7	30.1	171	12	0
NG Marion Armory FMS 18		Army Guard	Marion	3	46,431	3	46,431	11	11	26.8	218	10	1
NG Mattoon Armory FMS 5		Army Guard	Mattoon	4	59,219	4	59,219	7	7	29.8	138	22	0
NG North Riverside Armory		Army Guard	Riverside	2	87,803	3	88,163	10	10	48.6	637	0	5
NG Pontiac Armory		Army Guard	Pontiac	1	32,825	1	32,825	5	5	17.8	77	0	0
NG Quad Cities Armory FMS 19		Army Guard	Milan	3	60,644	3	60,644	25	25	29.2	331	24	1
NG Quincy (Gen Grimmer) FMS 20		Army Guard	Quincy	5	35,426	5	35,426	6	6	21.2	117	10	0
NG Sparta Armory		Army Guard	Sparta	4	36,048	6	37,716	2,653	2,653	28.1	187	0	0
NG Springfield (TS Camp Lincoln)		Army Guard	Springfield	32	503,328	40	506,688	160	160	261.4	1,181	118	143
NG Urbana Armory FMS 17		Army Guard	Urbana	6	106,274	6	106,274	22	22	50.4	195	10	2
NG West Frankfort Armory		Army Guard	West Frankfort	1	20,379	1	20,379	5	5	11.7	132	0	0
NG Woodstock Armory		Army Guard	Woodstock	1	23,400	3	24,208	13	13	14.6	81	0	0
* OTHER SITE(S) : 27				46	1,185,701	48	1,208,001	91	92	650.3	2,745	91	330
Illinois Total:				181	3,601,224	196	3,629,720	5,980	5,981	2,017.2	9,326	504	599
Indiana													
NG Bedford		Army Guard	Bedford	4	32,258	4	32,258	5	5	17.2	211	4	1
NG Elkhart		Army Guard	Elkhart	10	39,776	10	39,776	8	8	19.4	185	7	1
NG Evansville (1998)		Army Guard	Evansville	3	174,762	3	174,762	20	20	80.7	387	6	3
NG Fort Wayne		Army Guard	Fort Wayne	6	61,931	6	61,931	21	21	29.0	675	7	2
NG Gary		Army Guard	Gary	9	69,490	9	69,490	15	15	32.7	175	11	2
NG Indianapolis 38 ID		Army Guard	Indianapolis	3	105,816	3	105,816	68	68	53.7	820	1	12
NG Indianapolis CSMS #1		Army Guard	Indianapolis	4	95,305	4	95,305	12	12	50.1	0	0	0
NG Jasper		Army Guard	Jasper	3	32,500	3	32,500	6	6	15.7	213	9	1
NG La Porte		Army Guard	La Porte	4	29,713	4	29,713	9	9	13.8	121	0	1

* All Locations that do not meet criteria of at least five (5) Acres AND at least \$5M PRV.

State/Territories Army National Guard Base Structure Report - As of 30 Sept 2009

SITE	BRAC 2005	COMPONENT	NAME NEAREST CITY	BUILDINGS				STATE OWNED ACRES	TOTAL ACRES	PRV (\$M)	MIL	CIV	OTHER
				STATE OWNED		TOTAL							
				COUNT	SQFT	COUNT	SQFT						
NG Lafayette		Army Guard	Lafayette	3	42,741	4	44,341	16	16	20.8	341	5	1
NG Logansport		Army Guard	Logansport	6	24,578	6	24,578	8	8	11.5	181	5	1
NG Muncie		Army Guard	Muncie	4	36,248	5	39,448	16	16	17.9	268	1	2
NG New Albany		Army Guard	New Albany	3	30,703	3	30,703	9	9	15.0	252	12	1
NG Richmond		Army Guard	Richmond	3	22,808	3	22,808	8	8	11.3	88	5	1
NG Shelbyville		Army Guard	Shelbyville	7	101,567	7	101,567	58	58	62.1	421	0	33
NG South Bend		Army Guard	South Bend	4	60,871	4	60,871	16	16	27.9	303	0	2
NG Stout Field Indianapolis		Army Guard	Indianapolis	19	425,201	19	425,201	18	18	166.7	609	523	142
NG Terre Haute		Army Guard	Terre Haute	2	27,515	2	27,515	6	6	11.6	281	0	2
* OTHER SITE(S) : 57				107	961,764	114	1,054,857	352	357	456.2	5,115	87	127
Indiana Total:				204	2,375,548	213	2,473,441	669	674	1,113.3	10,646	683	335
Iowa													
NG Algona		Army Guard	Algona	4	29,237	4	29,237	12	12	11.3	52	0	0
NG Boone		Army Guard	Boone	8	149,655	8	149,655	22	28	136.9	536	8	0
NG Cedar Rapids		Army Guard	Cedar Rapids	8	73,212	8	73,212	5	15	29.1	444	2	0
NG Centerville		Army Guard	Centerville	4	33,208	4	33,208	8	8	12.4	55	0	0
NG Clinton		Army Guard	Clinton	6	27,919	6	27,919	5	5	11.4	51	0	0
NG Corning		Army Guard	Corning	3	21,942	3	21,942	10	10	10.1	60	0	0
NG Council Bluffs		Army Guard	Council Bluffs	6	63,935	6	63,935	42	42	26.6	203	5	0
NG Davenport AASF		Army Guard	Davenport	10	73,753	11	73,864	12	16	43.1	158	0	0
NG Dubuque		Army Guard	Dubuque	5	69,649	5	69,649	22	22	22.2	159	0	0
NG Estherville		Army Guard	Estherville	4	56,937	4	56,937	5	5	23.9	94	1	0
NG Fairfield Armory		Army Guard	Fairfield	3	50,528	3	50,528	5	5	20.1	160	2	0
NG Fort Dodge		Army Guard	Fort Dodge	4	67,517	4	67,517	7	8	26.3	158	5	0
NG Iowa City		Army Guard	Iowa City	3	26,584	3	26,584	5	5	12.1	321	20	0
NG Le Mars		Army Guard	Le Mars	4	28,170	4	28,170	6	6	10.9	109	0	0
NG Marshalltown		Army Guard	Marshalltown	3	25,912	3	25,912	5	5	10.0	167	0	0
NG Mason City		Army Guard	Mason City	6	56,910	6	56,910	13	13	20.6	97	6	0
NG Mount Pleasant		Army Guard	Mt Pleasant	5	33,859	5	33,859	6	6	11.4	61	0	0
NG Oskaloosa		Army Guard	Oskaloosa	3	42,326	3	42,326	10	10	15.0	99	1	0
NG Ottumwa		Army Guard	Ottumwa	3	36,523	3	36,523	5	5	12.2	100	0	0
NG Red Oak		Army Guard	Red Oak	5	34,052	5	34,052	6	6	11.6	127	4	0
NG Sheldon		Army Guard	Sheldon	5	35,476	5	35,476	6	6	11.5	69	1	0
NG Sioux City		Army Guard	Sioux City	8	61,753	9	88,153	11	11	28.4	251	7	1
NG Storm Lake		Army Guard	Storm Lake	7	30,412	7	30,412	6	6	12.1	261	3	0
NG Washington		Army Guard	Washington	3	30,603	3	30,603	6	6	10.6	50	0	0
NG Waterloo Airport		Army Guard	Waterloo	8	62,199	8	62,199	5	7	24.4	299	2	0
NG Waterloo Big Rock		Army Guard	Waterloo	10	73,682	10	73,682	0	30	43.1	222	39	0

* All Locations that do not meet criteria of at least five (5) Acres AND at least \$5M PRV.

State/Territories Army National Guard Base Structure Report - As of 30 Sept 2009

SITE	BRAC 2005	COMPONENT	NAME NEAREST CITY	BUILDINGS				STATE OWNED ACRES	TOTAL ACRES	PRV (\$M)	MIL	CIV	OTHER
				STATE OWNED		TOTAL							
				COUNT	SQFT	COUNT	SQFT						
* OTHER SITE(S) : 23				65	438,161	70	465,030	112	112	177.6	888	20	2
Iowa Total:				203	1,734,113	210	1,787,493	356	410	784.9	5,251	126	3
<u>Kansas</u>													
JFHQ Kansas		Army Guard	Topeka	27	277,212	27	277,212	79	79	110.7	0	0	0
NG Coffeyville Armory (New)		Army Guard	Coffeyville	0	0	2	25,110	0	10	17.9	122	0	0
NG Great Bend Armory		Army Guard	Great Bend	2	21,995	2	21,995	5	5	10.4	71	1	1
NG Hutchinson Armory		Army Guard	Hutchinson	3	47,147	3	47,147	7	7	21.0	152	8	1
NG Junction City Armory		Army Guard	Junction City	3	23,943	3	23,943	5	5	11.7	54	0	0
NG Kansas City Armory		Army Guard	Kansas City	2	68,488	2	68,488	5	20	31.2	186	6	3
NG Lenexa Armory		Army Guard	Lenexa	3	34,994	3	34,994	7	7	15.7	185	1	2
NG Manhattan Readiness Center		Army Guard	Manhattan	1	50,285	1	50,285	10	10	23.0	317	0	0
NG Olathe Armory		Army Guard	Olathe	1	32,877	1	32,877	5	5	14.6	251	2	1
NG Pittsburg Readiness Center		Army Guard	Pittsburg	2	44,909	2	44,909	15	15	49.7	0	0	0
NG Salina KS Training Center		Army Guard	Salina	20	443,332	21	452,783	64	103	239.1	28	9	4
NG Wichita South Armory		Army Guard	Wichita	7	27,782	7	27,782	6	6	13.1	315	5	0
* OTHER SITE(S) : 47				73	713,324	105	738,266	113	3,656	335.6	2,500	73	93
Kansas Total:				144	1,786,287	179	1,845,790	321	3,929	893.7	4,181	105	105
<u>Kentucky</u>													
NG Bluegrass Station		Army Guard	Lexington	17	52,562	17	52,562	780	780	38.7	0	0	0
NG Bowling Green Reserve Center		Army Guard	Bowling Green	3	39,218	3	39,218	7	7	16.2	387	21	3
NG Buechel Armory		Army Guard	Louisville	9	36,729	9	36,729	20	20	16.9	217	0	1
NG Frankfort Boone NG Center		Army Guard	Frankfort	47	377,068	48	379,068	655	655	197.9	845	136	186
NG Glasgow Armory		Army Guard	Glasgow	6	28,286	6	28,286	17	17	11.5	171	5	1
NG Lexington Armory		Army Guard	Lexington	7	39,791	8	39,991	18	18	16.6	377	27	3
NG Louisville Armory		Army Guard	Louisville	10	60,858	10	60,858	12	12	25.7	360	28	2
NG Morehead Readiness Center		Army Guard	Morehead	3	33,708	3	33,708	75	75	15.7	98	7	1
NG Owensboro Armory		Army Guard	Owensboro	4	35,275	4	35,275	7	7	16.5	390	0	3
NG Paducah Armory		Army Guard	Paducah	9	24,784	9	24,784	8	21	10.5	122	6	1
NG Richmond Armory		Army Guard	Richmond	5	32,252	5	32,252	5	5	11.9	238	81	1
W.H. Ford Regional Training Ctr		Army Guard	Greenville	79	535,876	80	538,666	11,080	11,080	302.6	128	73	18
* OTHER SITE(S) : 58				176	791,109	189	895,732	802	1,101	360.5	3,488	124	42
Kentucky Total:				375	2,087,516	391	2,197,129	13,485	13,797	1,041.2	6,821	508	262
<u>Louisiana</u>													
Camp Minden TS		Army Guard	Minden	485	2,299,850	485	2,299,850	15,253	15,253	994.1	472	15	647
NG Abbeville		Army Guard	Abbeville	10	27,669	10	27,669	6	6	13.0	214	7	0
NG Abbeville Armory		Army Guard	Abbeville	3	22,118	3	22,118	8	8	10.7	65	0	0

* All Locations that do not meet criteria of at least five (5) Acres AND at least \$5M PRV.

State/Territories Army National Guard Base Structure Report - As of 30 Sept 2009

SITE	BRAC 2005	COMPONENT	NAME NEAREST CITY	BUILDINGS				STATE OWNED ACRES	TOTAL ACRES	PRV (\$M)	MIL	CIV	OTHER
				STATE OWNED		TOTAL							
				COUNT	SQFT	COUNT	SQFT						
NG Alexandria		Army Guard	Alexandria	4	38,011	4	38,011	5	5	18.2	168	17	0
NG Baton Rouge		Army Guard	Baton Rouge	15	49,371	15	49,371	0	8	23.6	358	14	0
NG Beauregard Training Range		Army Guard	Pineville	61	45,892	63	47,512	12,888	12,888	37.2	0	0	0
NG Bogalusa Armory		Army Guard	Bogalusa	7	35,549	7	35,549	5	5	16.3	83	0	0
NG Bossier City		Army Guard	Bossier City	11	38,529	11	38,529	10	10	18.8	130	0	0
NG Breaux Bridge		Army Guard	Breaux Bridge	4	25,956	4	25,956	6	6	12.4	80	0	0
NG Camp Cook		Army Guard	Ball	28	116,061	28	116,061	38	38	58.4	181	0	1
NG Camp Villere		Army Guard	Slidell	48	118,482	49	140,982	1,707	1,707	103.2	132	7	36
NG Carville Gillis Long Center		Army Guard	Carville	108	841,513	108	841,513	366	366	393.1	560	1	441
NG Clarks		Army Guard	Clarks	4	21,648	4	21,648	8	8	10.1	52	0	0
NG Delhi		Army Guard	Delhi	4	23,562	4	23,562	6	6	11.1	52	0	0
NG Esler Field		Army Guard	Pineville	22	484,989	22	484,989	0	1,991	388.1	251	80	0
NG Hammond		Army Guard	Hammond	3	24,243	3	24,243	6	6	11.8	92	0	0
NG Jackson Barracks		Army Guard	New Orleans	84	342,326	99	746,358	113	113	221.1	837	234	27
NG Jena Armory		Army Guard	Jena	7	30,379	7	30,379	10	10	17.2	125	7	0
NG Lafayette		Army Guard	Lafayette	12	62,854	12	62,854	6	6	30.7	338	8	0
NG Marrero		Army Guard	Marrero	2	48,208	2	48,208	0	8	21.6	104	0	0
NG Monroe		Army Guard	Monroe	6	44,076	6	44,076	10	10	20.5	278	8	0
NG Napoleonville		Army Guard	Napoleonville	3	25,322	3	25,322	5	5	12.6	104	0	0
NG Natchitoches		Army Guard	Natchitoches	3	21,778	3	21,778	5	5	10.2	75	0	0
NG Opelousas		Army Guard	Opelousas	3	23,680	4	27,680	6	6	11.3	79	0	0
NG Reserve		Army Guard	Reserve	1	31,533	1	31,533	0	5	14.4	127	0	0
NG Ruston		Army Guard	Ruston	6	105,094	6	105,094	16	16	49.5	280	9	0
NG Shreveport		Army Guard	Shreveport	10	63,661	10	63,661	5	5	31.2	304	9	0
NG West Monroe		Army Guard	West Monroe	6	22,798	6	22,798	8	8	11.1	111	0	0
SMR Camp Beauregard		Army Guard	Pineville	295	930,262	297	938,762	728	728	418.1	858	132	498
* OTHER SITE(S) : 43				123	645,232	133	972,915	188	368	386.0	3,205	32	0
Louisiana Total:				1,378	6,610,646	1,409	7,378,981	31,411	33,603	3,375.7	9,715	580	1,650

Maine

NG Augusta Armory		Army Guard	Augusta	1	67,686	1	67,686	5	5	33.1	210	0	1
NG Bangor TS		Army Guard	Bangor	0	0	17	268,660	0	209	117.7	266	69	0
NG Belfast Armory		Army Guard	Belfast	2	24,680	2	24,680	27	27	82.0	39	0	0
NG Bog Brook Riley TS		Army Guard	Bethel	27	23,098	27	23,098	10,220	10,220	22.9	0	0	0
NG Brewer Armory		Army Guard	Brewer	3	29,893	3	29,893	6	6	14.3	148	0	0
NG Camp Keyes TS		Army Guard	Augusta	40	279,968	41	309,968	38	38	128.0	312	143	117
NG Deepwoods TS		Army Guard	Old Town	1	231	1	231	711,000	711,000	151.3	0	2	0
NG Lewiston AFRC		Army Guard	Lewiston	6	37,466	6	37,466	6	6	16.3	161	0	0
NG Norway Armory		Army Guard	Norway	3	35,405	3	35,405	5	5	16.8	100	0	0

* All Locations that do not meet criteria of at least five (5) Acres AND at least \$5M PRV.

State/Territories Army National Guard Base Structure Report - As of 30 Sept 2009

SITE	BRAC 2005	COMPONENT	NAME NEAREST CITY	BUILDINGS				STATE OWNED ACRES	TOTAL ACRES	PRV (\$M)	MIL	CIV	OTHER
				STATE OWNED		TOTAL							
				COUNT	SQFT	COUNT	SQFT						
NG Portland Armory FMS		Army Guard	Portland	9	76,337	9	76,337	9	9	34.8	92	0	13
NG Skowhegan Armory		Army Guard	Skowhegan	3	29,360	3	29,360	7	7	14.3	115	0	10
NG Solman State Armory		Army Guard	Caribou	2	60,258	2	60,258	7	7	25.9	121	0	15
NG Waterville Armory		Army Guard	Waterville	3	43,136	3	43,136	5	5	20.6	118	0	19
* OTHER SITE(S) : 16				45	183,750	57	191,870	864	866	88.9	400	1	45
Maine Total:				145	891,267	175	1,198,046	722,198	722,410	766.9	2,082	215	220
Maryland													
NG BG (MD) Louis G. Smith		Army Guard	Easton	1	22,154	1	22,154	12	12	11.3	75	0	0
NG BG (MD) Randolph Millholland		Army Guard	Hagerstown	3	37,910	3	37,910	25	25	17.9	0	7	0
NG BG Thomas B Baker TS		Army Guard	Hancock	39	20,551	39	20,551	1,140	1,140	11.8	0	0	0
NG BG Thomas B. Baker		Army Guard	Ellicott City	5	24,529	5	24,529	6	6	11.2	399	0	0
NG Cong Steny Hoyer Armory		Army Guard	Cheltenham	3	35,471	3	35,471	14	14	19.1	0	0	0
NG Cpt Michael Cresap		Army Guard	Frederick	3	21,117	3	21,117	18	18	10.8	131	0	0
NG Cpt Thomas Price		Army Guard	Cumberland	1	24,652	1	24,652	9	9	12.1	92	6	0
NG CSM Blair Lee Crockett		Army Guard	Salisbury	4	44,862	4	44,862	11	11	22.7	151	8	0
NG CSM Jerome M. Grollman		Army Guard	Dundalk	5	56,488	5	56,488	8	8	27.9	213	10	0
NG CW4 Melvin Sherr		Army Guard	Baltimore	3	39,280	3	39,280	16	16	16.8	199	1	0
NG Havre de Grace Military Reservation		Army Guard	Havre De Grace	42	250,413	42	250,413	76	76	100.0	248	121	10
NG LTC (MD) E. Leslie Medford		Army Guard	Annapolis	1	41,473	1	41,473	6	6	22.2	201	0	1
NG MG (Brevet) John R. Kenly		Army Guard	Greenbelt	4	31,653	4	31,653	8	8	14.3	0	0	0
NG MG George M. Gelston		Army Guard	Silver Spring	3	24,079	3	24,079	14	14	14.0	131	7	0
NG MG Harry C. Ruhl		Army Guard	Towson	1	71,699	1	71,699	7	7	34.3	158	0	0
NG MTA Camp Fretterd		Army Guard	Reisterstown	64	396,496	64	396,496	587	587	194.6	432	22	98
NG MTA Gunpowder Military Reserva		Army Guard	Glen Arm	18	46,291	18	46,291	240	240	32.7	94	0	0
NG Pikesville Mil Res		Army Guard	Pikesville	6	247,722	6	247,722	15	15	91.4	301	7	0
* OTHER SITE(S) : 15				26	771,828	28	802,605	58	70	344.2	1,116	234	259
Maryland Total:				232	2,208,668	234	2,239,445	2,269	2,282	1,009.3	3,941	423	368
Massachusetts													
NG Ayer/Devens		Army Guard	Ayer	18	125,719	19	126,367	64	64	75.1	177	72	0
NG Brockton		Army Guard	Brockton	5	28,940	5	28,940	8	8	15.0	97	10	0
NG MTA Camp Curtis Guil		Army Guard	Reading	50	177,547	50	177,547	680	680	96.1	541	21	0
NG Westover AFB		Army Guard	Chicopee	1	27,730	5	109,379	0	4,632	38.6	0	0	0
* OTHER SITE(S) : 54				89	1,531,319	103	1,552,915	58	2,058	787.3	4,354	347	63
Massachusetts Total:				163	1,891,255	182	1,995,148	811	7,443	1,012.0	5,169	450	63
Michigan													
MTC-H Camp Grayling		Army Guard	Grayling	395	1,687,614	396	1,694,434	146,750	146,750	1,204.0	544	120	43

* All Locations that do not meet criteria of at least five (5) Acres AND at least \$5M PRV.

State/Territories Army National Guard Base Structure Report - As of 30 Sept 2009

SITE	BRAC 2005	COMPONENT	NAME NEAREST CITY	BUILDINGS				STATE OWNED ACRES	TOTAL ACRES	PRV (\$M)	MIL	CIV	OTHER
				STATE OWNED		TOTAL							
				COUNT	SQFT	COUNT	SQFT						
NG Albion		Army Guard	Albion	2	24,508	2	24,508	9	9	11.0	155	0	1
NG Alma		Army Guard	Alma	2	21,110	2	21,110	35	35	10.7	103	0	0
NG Bay City		Army Guard	Bay City	3	45,818	3	45,818	12	12	18.3	201	0	1
NG Big Rapids		Army Guard	Big Rapids	4	27,560	4	27,560	10	10	11.6	79	0	0
NG Calumet (New)		Army Guard	Calumet	2	38,766	2	38,766	12	12	16.5	0	0	0
NG Charlotte		Army Guard	Charlotte	2	23,234	2	23,234	7	7	10.1	89	0	0
NG Detroit Light Guard		Army Guard	Detroit	5	118,353	5	118,353	8	8	52.3	455	3	3
NG Detroit Olympia		Army Guard	Detroit	3	47,191	3	47,191	10	10	26.8	363	0	0
NG Gladstone		Army Guard	Gladstone	4	23,054	4	23,054	5	5	11.1	141	0	1
NG Grand Ledge AASF		Army Guard	Grand Ledge	11	377,852	11	377,852	39	39	493.3	473	55	2
NG Grand Ledge Hangar		Army Guard	Grand Ledge	1	26,304	1	26,304	29	29	24.0	54	10	1
NG Howell		Army Guard	Howell	3	35,834	3	35,834	6	6	17.6	120	0	0
NG Ishpeming		Army Guard	Ishpeming	7	38,691	7	38,691	8	8	17.0	175	20	1
NG Jackson (New)		Army Guard	Jackson	1	52,933	1	52,933	30	30	26.9	0	0	0
NG Kalamazoo		Army Guard	Kalamazoo	5	32,226	5	32,226	43	43	13.1	226	3	1
NG Lansing Artillery		Army Guard	Lansing	7	51,199	7	51,199	27	27	20.2	59	82	1
NG Lansing CSMS		Army Guard	Lansing	9	259,965	9	259,965	18	18	31.9	0	0	3
NG Lansing Headquarters		Army Guard	Lansing	6	106,192	6	106,192	6	6	46.6	551	243	63
NG Lansing Headquarters Complex		Army Guard	Lansing	8	483,013	8	483,013	59	59	262.7	189	1	0
NG Lansing USPFO		Army Guard	Lansing	7	78,680	7	78,680	6	6	25.4	0	0	0
NG Manistee		Army Guard	Manistee	3	30,509	3	30,509	5	5	14.4	75	1	0
NG Marquette		Army Guard	Marquette	4	33,115	4	33,115	6	6	14.4	83	4	1
NG Midland		Army Guard	Midland	8	48,715	8	48,715	12	12	17.9	170	13	1
NG Montague		Army Guard	Montague	6	65,059	6	65,059	10	10	20.3	161	6	1
NG Pontiac		Army Guard	Pontiac	3	32,037	3	32,037	10	10	15.8	170	0	1
NG Saginaw		Army Guard	Saginaw	2	29,779	2	29,779	6	6	15.1	92	0	0
NG Sault Ste Marie		Army Guard	Sault Ste Marie	6	49,956	6	49,956	9	9	16.7	185	11	1
NG Sturgis		Army Guard	Sturgis	4	23,411	4	23,411	6	6	11.3	56	0	1
NG Taylor		Army Guard	Taylor	5	62,308	5	62,308	17	17	35.0	391	3	1
NG Wyoming		Army Guard	Wyoming	6	113,533	6	113,533	10	10	46.8	624	17	1
NG Ypsilanti		Army Guard	Ypsilanti	5	76,397	5	76,397	9	9	30.3	156	18	1
* OTHER SITE(S) : 28				81	457,354	91	597,941	110	110	264.0	1,478	32	262
Michigan Total:				620	4,622,270	631	4,769,677	147,338	147,338	2,853.0	7,618	642	392

Minnesota

Camp Ripley		Army Guard	Little Falls	1,287	2,635,077	1,287	2,635,077	52,758	52,759	1,820.6	1,043	248	187
NG Albert Lea Armory		Army Guard	Albert Lea	1	28,942	1	28,942	8	8	14.7	79	0	0
NG Austin Armory		Army Guard	Austin	3	23,044	3	23,044	5	5	12.2	167	0	0
NG Bemidji Armory		Army Guard	Bemidji	1	21,288	1	21,288	5	5	11.3	88	1	0

* All Locations that do not meet criteria of at least five (5) Acres AND at least \$5M PRV.

State/Territories Army National Guard Base Structure Report - As of 30 Sept 2009

SITE	BRAC 2005	COMPONENT	NAME NEAREST CITY	BUILDINGS				STATE OWNED ACRES	TOTAL ACRES	PRV (\$M)	MIL	CIV	OTHER
				STATE OWNED		TOTAL							
				COUNT	SQFT	COUNT	SQFT						
NG Bloomington Armory		Army Guard	Minneapolis	2	42,137	2	42,137	11	11	22.4	402	7	0
NG Brainerd Armory		Army Guard	Brainerd	1	39,112	1	39,112	9	9	20.7	132	4	0
NG Brooklyn Park Armory		Army Guard	Minneapolis	1	28,433	1	28,433	5	5	15.4	179	1	0
NG Cottage Grove Armory		Army Guard	Cottage Grove	1	54,673	1	54,673	7	7	28.9	158	1	0
NG Crookston Armory		Army Guard	Crookston	1	22,064	1	22,064	6	6	12.0	96	0	0
NG Detroit Lakes Armory OMS #5		Army Guard	Detroit Lakes	4	23,909	4	23,909	5	5	12.8	73	13	0
NG Duluth Armory		Army Guard	Duluth	1	43,789	1	43,789	207	207	23.5	394	0	0
NG E. St Paul Armory		Army Guard	St. Paul	1	19,935	1	19,935	5	5	10.8	135	0	0
NG Hastings Armory		Army Guard	Hastings	2	24,487	2	24,487	7	7	11.7	91	0	0
NG Holman Field AASF		Army Guard	St. Paul	2	109,059	2	109,059	8	8	68.7	394	3	0
NG Hutchinson Armory		Army Guard	Hutchinson	2	23,955	2	23,955	5	5	11.4	79	0	0
NG Inver Grove Hieghts Armory		Army Guard	Inver Grove Heights	1	42,477	1	42,477	5	5	22.6	334	2	0
NG Jackson Armory		Army Guard	Jackson	3	22,789	3	22,789	25	25	11.0	59	1	0
NG Long Prairie Armory		Army Guard	Long Prairie	3	29,485	3	29,485	5	5	15.5	82	0	0
NG Luverne Armory		Army Guard	Luverne	1	20,898	1	20,898	55	55	10.7	56	0	0
NG Mankato Armory		Army Guard	Mankato	2	65,160	2	65,160	5	5	27.8	153	6	0
NG Minneapolis Armory		Army Guard	Minneapolis	1	37,013	1	37,013	6	6	19.7	81	6	0
NG Montevideo Armory		Army Guard	Montevideo	1	39,370	1	39,370	44	44	20.9	89	4	0
NG Moorhead Armory		Army Guard	Moorhead	2	55,928	2	55,928	7	7	24.8	181	5	0
NG Owatonna Armory		Army Guard	Owatonna	1	18,906	1	18,906	5	5	10.3	114	1	0
NG Redwood Falls Armory		Army Guard	Redwood Falls	1	18,403	1	18,403	9	9	10.2	79	0	0
NG Rochester NGA and OMS 2		Army Guard	Rochester	4	40,248	4	40,248	408	408	22.0	326	7	0
NG Rosemount Armory		Army Guard	Rosemount	1	99,522	1	99,522	112	112	51.1	498	5	0
NG Rosemount Maint Facility		Army Guard	Rosemount	1	30,516	1	30,516	44	44	19.5	0	19	0
NG Roseville Armory		Army Guard	St. Paul	2	41,617	2	41,617	7	7	21.3	364	3	0
NG St Cloud AASF		Army Guard	St. Cloud	1	140,625	1	140,625	0	54	107.5	0	0	0
NG St Cloud Armory		Army Guard	St. Cloud	1	40,373	1	40,373	57	57	21.6	531	8	0
NG St Peter Armory		Army Guard	St. Peter	2	21,604	2	21,604	11	11	10.4	68	0	0
NG Winona Armory		Army Guard	Winona	2	19,051	2	19,051	5	5	10.2	77	0	0
* OTHER SITE(S) : 43				52	755,893	58	793,299	536	6,844	391.8	3,365	361	0
Minnesota Total:				1,392	4,679,782	1,398	4,717,188	54,397	60,760	2,926.0	9,967	706	187

Mississippi

NG Amory		Army Guard	Amory	3	33,437	3	33,437	0	12	14.1	85	1	0
NG Batesville		Army Guard	Batesville	2	25,936	2	25,936	0	8	11.0	56	0	0
NG Bay Springs		Army Guard	Bay Springs	4	28,486	4	28,486	0	5	11.4	64	0	0
NG Brookhaven Readiness Center & FMS #3		Army Guard	Brookhaven	4	36,935	4	36,935	15	15	16.1	105	9	0
NG Canton		Army Guard	Canton	3	27,048	3	27,048	0	7	11.2	159	0	0

* All Locations that do not meet criteria of at least five (5) Acres AND at least \$5M PRV.

State/Territories Army National Guard Base Structure Report - As of 30 Sept 2009

SITE	BRAC 2005	COMPONENT	NAME NEAREST CITY	BUILDINGS				STATE OWNED ACRES	TOTAL ACRES	PRV (\$M)	MIL	CIV	OTHER
				STATE OWNED		TOTAL							
				COUNT	SQFT	COUNT	SQFT						
NG Columbia Readiness Center		Army Guard	Columbia	4	39,882	5	41,132	0	10	19.1	0	0	0
NG Crystal Springs		Army Guard	Crystal Springs	3	33,170	3	33,170	0	13	13.8	78	0	0
NG Decatur FMS #7		Army Guard	Decatur	2	59,110	2	59,110	6	6	21.8	0	19	0
NG Forest		Army Guard	Forest	3	32,753	3	32,753	0	10	12.8	64	0	0
NG Greenville		Army Guard	Greenville	2	33,295	2	33,295	0	20	14.0	104	0	0
NG Greenwood Armory and FMS #6A		Army Guard	Greenwood	6	25,121	6	25,121	0	6	10.7	76	0	0
NG Grenada		Army Guard	Grenada	6	35,878	6	35,878	0	6	12.9	0	0	0
NG Gulfport AVCRAD		Army Guard	Gulfport	10	164,526	10	164,526	23	54	87.3	407	91	45
NG Gulfport Readiness Center and FMS #4		Army Guard	Gulfport	6	83,368	6	83,368	0	10	38.9	118	1	0
NG Hawkins Field		Army Guard	Jackson	8	101,847	9	102,262	0	11	53.4	348	57	1
NG Jackson N.W. St.		Army Guard	Jackson	7	40,702	7	40,702	8	8	16.1	517	125	0
NG Jackson Raymond Road Armory and FMS #9		Army Guard	Jackson	8	96,442	8	96,442	0	17	38.3	270	17	0
NG Kiln Readiness Center		Army Guard	Kiln	2	27,630	2	27,630	0	6	13.2	0	0	0
NG Kosciusko		Army Guard	Kosciusko	4	28,361	4	28,361	0	14	12.1	0	0	0
NG Louisville Armory and FMS #2A		Army Guard	Louisville	4	31,531	4	31,531	0	10	13.3	80	5	0
NG Meridian		Army Guard	Meridian	7	52,970	7	52,970	0	22	31.9	166	28	1
NG Newton		Army Guard	Newton	6	29,665	6	29,665	0	6	11.8	183	0	0
NG Oxford		Army Guard	Oxford	2	66,040	2	66,040	21	21	33.0	63	1	0
NG Picayune		Army Guard	Picayune	4	23,447	4	23,447	7	7	10.1	106	0	0
NG Poplarville Readiness Center		Army Guard	Poplarville	3	34,030	3	34,030	0	5	15.5	0	0	0
NG Senatobia Armory and FMS #5		Army Guard	Senatobia	5	64,002	5	64,002	0	13	27.8	133	13	0
NG Starkville		Army Guard	Starkville	4	33,489	4	33,489	0	10	13.1	125	0	0
NG Tago		Army Guard	Jackson	11	103,775	11	103,775	10	10	41.7	164	84	82
NG Tupelo		Army Guard	Tupelo	5	86,006	5	86,006	0	18	40.9	328	57	0
NG USPFO MS		Army Guard	Pearl	6	108,286	6	108,286	0	35	32.7	0	16	1
NG Vicksburg Station		Army Guard	Vicksburg	4	45,067	4	45,067	10	10	19.3	161	0	0
NG Wiggins Readiness Center		Army Guard	Wiggins	1	26,967	1	26,967	6	6	11.7	0	0	0
NG Winona		Army Guard	Winona	2	24,271	2	24,271	12	12	10.1	48	0	0
* OTHER SITE(S) : 71				201	941,833	216	1,012,769	61	448	395.9	4,665	361	1
Mississippi Total:				352	2,625,304	369	2,697,906	179	871	1,137.0	8,673	885	131

Missouri

NG Columbia		Army Guard	Columbia	2	28,854	2	28,854	10	10	13.2	73	6	1
NG Dexter (New)		Army Guard	Dexter	2	27,808	2	27,808	10	15	13.7	62	1	3
NG Farmington		Army Guard	Farmington	3	23,529	3	23,529	5	5	11.6	70	0	1
NG Festus		Army Guard	Festus	4	39,755	4	39,755	40	40	18.7	161	23	1
NG Hannibal		Army Guard	Hannibal	2	20,429	2	20,429	7	7	10.3	170	0	2
NG Harrisonville		Army Guard	Harrisonville	4	24,432	4	24,432	8	8	11.6	170	21	1

* All Locations that do not meet criteria of at least five (5) Acres AND at least \$5M PRV.

State/Territories Army National Guard Base Structure Report - As of 30 Sept 2009

SITE	BRAC 2005	COMPONENT	NAME NEAREST CITY	BUILDINGS				STATE OWNED ACRES	TOTAL ACRES	PRV (\$M)	MIL	CIV	OTHER
				STATE OWNED		TOTAL							
				COUNT	SQFT	COUNT	SQFT						
NG Jefferson Barracks St Louis		Army Guard	St. Louis	11	222,450	11	222,450	35	35	119.6	774	38	36
NG Jefferson City		Army Guard	Jefferson City	2	47,209	2	47,209	15	15	21.6	224	7	0
NG Jefferson City AASF		Army Guard	Jefferson City	1	29,847	1	29,847	17	17	19.0	76	0	5
NG Joplin		Army Guard	Joplin	2	29,192	2	29,192	5	5	12.8	175	7	4
NG Kansas City		Army Guard	Kansas City	2	95,949	2	95,949	8	8	42.6	514	6	12
NG Lexington		Army Guard	Lexington	3	33,031	3	33,031	5	5	13.7	191	8	1
NG Macon		Army Guard	Macon	4	33,901	4	33,901	10	10	15.5	113	1	1
NG Macon TS		Army Guard	Macon	6	4,257	6	4,257	3,083	3,083	15.8	0	0	0
NG Pierce City (New)		Army Guard	Pierce City	3	30,282	3	30,282	0	10	13.4	162	2	0
NG Poplar Bluff		Army Guard	Poplar Bluff	3	43,181	3	43,181	10	10	19.6	143	26	3
NG Springfield		Army Guard	Springfield	4	60,043	4	60,043	16	16	26.7	297	27	9
NG Springfield AVCRAD		Army Guard	Springfield	6	107,362	8	114,900	0	35	70.5	342	51	142
NG St Joseph		Army Guard	St. Joseph	4	36,290	4	36,290	5	5	16.8	173	26	1
NG Trenton		Army Guard	Trenton	3	22,657	3	22,657	10	10	11.5	119	21	2
NG TS Clark Natl Forest Wappapello		Army Guard	Wappapello	11	16,402	11	16,402	2,200	2,200	17.5	0	0	0
NG TS Ike Skelton Jefferson City		Army Guard	Jefferson City	22	411,815	22	411,815	385	385	214.3	584	207	268
* OTHER SITE(S) : 53				99	880,442	118	1,030,100	153	205	423.0	3,730	263	75
Missouri Total:				203	2,269,117	224	2,426,313	6,036	6,138	1,153.2	8,323	741	568
Montana													
NG Billings AFRC		Army Guard	Billings	3	133,506	3	133,506	21	21	68.3	412	0	0
NG Butte AFRC		Army Guard	Butte	4	24,680	4	24,680	5	5	13.5	141	1	1
NG Chinook RC - FMS 07		Army Guard	Chinook	6	19,682	6	19,682	6	6	10.9	0	3	0
NG Culbertson RC - FMS 04		Army Guard	Culbertson	7	25,655	7	25,655	5	5	13.4	38	4	0
NG Havre Readiness Center		Army Guard	Havre	2	29,905	2	29,905	6	6	16.1	71	0	0
NG Helena - Womack RC		Army Guard	Helena	1	20,743	1	20,743	15	15	10.6	0	0	0
NG Helena Aviation RC- AASF- C12		Army Guard	Helena	6	215,509	6	215,509	60	60	163.4	442	107	10
NG Kalispell FMS 01-AFRC		Army Guard	Kalispell	6	70,616	6	70,616	20	20	37.4	250	4	3
NG Libby Readiness Center		Army Guard	Libby	1	20,585	1	20,585	10	10	10.9	36	0	0
* OTHER SITE(S) : 26				35	217,543	50	303,129	81	4,790	135.9	831	11	62
Montana Total:				71	778,424	86	864,010	229	4,937	480.3	2,221	130	76
Nebraska													
NG Grand Island AASF/RC		Army Guard	Grand Island	4	124,531	7	135,331	0	4,200	100.1	1	59	0
NG Kearney RC/FMS 02		Army Guard	Kearney	5	80,418	5	80,418	29	29	33.3	170	14	0
NG Lincoln 1776 Armory		Army Guard	Lincoln	2	75,543	2	75,543	9	9	31.4	264	32	49
NG Lincoln Complex/FMS 01		Army Guard	Lincoln	17	147,962	17	147,962	14	14	56.1	71	128	81
NG Lincoln CSMS 31/USPFO		Army Guard	Lincoln	4	110,137	5	119,737	19	19	40.2	26	16	0
NG Norfolk FMS 07		Army Guard	Norfolk	4	26,719	4	26,719	14	14	14.6	14	13	0

* All Locations that do not meet criteria of at least five (5) Acres AND at least \$5M PRV.

State/Territories Army National Guard Base Structure Report - As of 30 Sept 2009

SITE	BRAC 2005	COMPONENT	NAME NEAREST CITY	BUILDINGS				STATE OWNED ACRES	TOTAL ACRES	PRV (\$M)	MIL	CIV	OTHER
				STATE OWNED		TOTAL							
				COUNT	SQFT	COUNT	SQFT						
NG North Omaha Readiness Center		Army Guard	Omaha	1	42,771	1	42,771	0	20	21.1	264	0	0
NG Omaha Readiness Center		Army Guard	Omaha	4	62,026	4	62,026	6	6	23.8	161	0	2
* OTHER SITE(S) : 29				75	537,973	75	537,973	144	213	230.2	1,796	26	61
Nebraska Total:				116	1,208,080	120	1,228,480	234	4,523	550.7	2,767	288	193
<u>Nevada</u>													
NG Fairview Complex		Army Guard	Carson City	10	200,674	10	200,674	29	29	130.3	246	186	147
NG Floyd Edsall Training Center		Army Guard	Las Vegas	9	117,847	9	117,847	3,984	3,984	75.0	1,134	15	30
NG Harry Reid Training Center		Army Guard	Reno	14	154,227	14	154,227	48	48	146.1	595	68	29
NG Henderson Complex		Army Guard	Henderson	7	34,102	7	34,102	35	35	23.4	183	6	1
NG Lv (Henderson) Readiness Ctr		Army Guard	Las Vegas	2	99,299	2	99,299	50	50	59.2	234	34	8
NG South Carson Complex		Army Guard	Carson City	10	45,236	10	45,236	13	13	25.1	0	0	0
NG Stead TS		Army Guard	Reno	13	103,744	14	106,979	0	10	72.6	75	2	6
* OTHER SITE(S) : 13				19	66,691	28	76,236	20	660	51.6	229	5	1
Nevada Total:				84	821,820	94	834,600	4,179	4,829	583.2	2,696	316	222
<u>New Hampshire</u>													
NG Boscawen NH State Veterans Cemetery		Army Guard	Boscawen	3	11,615	3	11,615	104	104	177.6	0	0	0
NG Hillsborough Readiness Center		Army Guard	Hillsboro	3	18,243	3	18,243	10	10	38.8	136	6	1
NG Keene Readiness Center		Army Guard	Keene	2	21,112	2	21,112	7	7	11.3	66	0	8
NG Littleton Readiness Center		Army Guard	Littleton	5	34,147	5	34,147	20	20	15.4	58	6	1
NG Manchester Readiness Center		Army Guard	Manchester	2	109,131	2	109,131	8	8	145.2	461	2	3
NG Nashua Readiness Center		Army Guard	Nashua	2	23,082	2	23,082	7	7	12.3	74	0	1
NG New Hampshire AASF		Army Guard	Concord	2	111,691	2	111,691	27	27	85.9	8	0	2
NG New Hampshire TS		Army Guard	Strafford	10	58,740	10	58,740	105	105	42.3	45	6	2
NG Portsmouth Readiness Center		Army Guard	Portsmouth	2	22,432	2	22,432	5	5	12.1	74	0	1
NG State Military Reservation		Army Guard	Concord	17	306,736	18	317,053	43	43	185.9	401	191	50
* OTHER SITE(S) : 12				20	161,948	23	167,746	65	65	81.9	509	0	4
New Hampshire Total:				68	878,877	72	894,992	400	400	808.5	1,832	211	73
<u>New Jersey</u>													
NG Bordentown 206		Army Guard	Bordentown	3	25,001	3	25,001	10	10	13.7	91	83	10
NG Bordentown CSMS		Army Guard	Bordentown	5	39,372	5	39,372	18	18	22.4	0	0	2
NG Cape May		Army Guard	Cape May Courthouse	4	24,354	4	24,354	21	21	13.2	128	5	3
NG Cherry Hill		Army Guard	Cherry Hill	3	41,696	3	41,696	15	15	23.8	248	0	2
NG Dover		Army Guard	Dover	3	35,183	3	35,183	14	14	17.4	90	0	1
NG Flemington		Army Guard	Flemington	3	25,573	3	25,573	13	13	11.9	79	2	1
NG Hackettstown		Army Guard	Hackettstown	3	26,999	3	26,999	15	15	12.9	0	0	2
NG Lawrenceville		Army Guard	Trenton	11	294,257	11	294,257	75	75	121.8	344	7	22

* All Locations that do not meet criteria of at least five (5) Acres AND at least \$5M PRV.

State/Territories Army National Guard Base Structure Report - As of 30 Sept 2009

SITE	BRAC 2005	COMPONENT	NAME NEAREST CITY	BUILDINGS				STATE OWNED ACRES	TOTAL ACRES	PRV (\$M)	MIL	CIV	OTHER
				STATE OWNED		TOTAL							
				COUNT	SQFT	COUNT	SQFT						
NG Lodi Armory		Army Guard	Lodi	4	48,429	4	48,429	9	9	19.2	0	0	25
NG Morristown		Army Guard	Morristown	4	82,652	4	82,652	43	43	55.4	291	2	3
NG NGTC Sea Girt NJ		Army Guard	Sea Girt	55	314,688	55	314,688	167	167	196.8	510	10	0
NG Riverdale		Army Guard	Riverdale	5	44,197	5	44,197	7	7	25.8	213	2	2
NG Somerset		Army Guard	Somerset	4	57,073	4	57,073	20	20	32.1	133	11	4
NG Teaneck		Army Guard	Teaneck	4	175,845	4	175,845	14	14	96.8	499	15	4
NG Toms River		Army Guard	Toms River	5	33,196	5	33,196	32	32	18.4	94	0	2
NG Trenton Mercer Aviation		Army Guard	Trenton	3	93,723	3	93,723	15	15	62.1	443	65	2
NG Vineland		Army Guard	Vineland	5	48,926	5	48,926	45	45	23.8	127	5	2
NG Washington		Army Guard	Port Murray	2	42,706	2	42,706	17	17	23.2	191	0	4
NG West Orange		Army Guard	West Orange	8	131,921	9	134,721	21	21	76.2	102	0	12
NG Westfield		Army Guard	Westfield	4	79,851	4	79,851	13	13	44.0	417	6	2
* OTHER SITE(S) : 21				44	648,927	52	792,707	114	141	376.7	1,489	5	130
New Jersey Total:				182	2,314,569	191	2,461,149	697	724	1,287.7	5,489	218	235
<u>New Mexico</u>													
NG Albuquerque		Army Guard	Albuquerque	5	79,172	5	79,172	17	17	39.5	395	9	0
NG Bataan Memorial Museum		Army Guard	Santa Fe	3	186,256	3	186,256	8	8	73.3	0	0	2
NG Belen		Army Guard	Belen	1	29,205	1	29,205	11	11	13.6	78	0	0
NG Clayton		Army Guard	Clayton	1	22,500	1	22,500	10	10	10.3	24	0	0
NG Deming		Army Guard	Deming	4	21,100	4	21,100	10	10	10.2	55	0	0
NG Espanola		Army Guard	Espanola	1	24,100	1	24,100	12	12	11.3	51	0	15
NG Farmington		Army Guard	Farmington	1	43,282	1	43,282	9	9	10.3	51	0	0
NG Hobbs		Army Guard	Hobbs	1	20,002	1	20,002	130	130	10.3	49	0	0
NG Las Cruces		Army Guard	Las Cruces	3	52,969	3	52,969	43	43	26.2	511	9	0
NG Las Vegas Camp Luna TS		Army Guard	Las Vegas	1	27,300	1	27,300	133	133	13.5	72	0	1
NG Portales		Army Guard	Portales	1	24,100	1	24,100	42	42	11.6	43	0	0
NG Rio Rancho TS		Army Guard	Rio Rancho	15	113,130	15	113,130	120	120	51.9	452	10	2
NG Roswell De Bremond TS		Army Guard	Roswell	3	57,496	9	86,576	0	43	31.3	0	0	247
NG Santa Clara (Central)		Army Guard	Central	1	22,217	1	22,217	15	15	10.3	40	0	0
NG Santa Fe - Onate Complex TS		Army Guard	Santa Fe	15	312,627	18	322,793	313	313	157.1	488	205	3
NG Santa Fe AASF		Army Guard	Santa Fe	2	28,322	3	28,442	0	17	16.5	92	42	2
NG Springer		Army Guard	Springer	3	30,479	3	30,479	40	40	14.6	52	9	0
NG Taos		Army Guard	Ranches of Taos	1	27,300	1	27,300	10	10	13.0	72	0	0
* OTHER SITE(S) : 16				22	260,017	25	273,624	190	190	118.0	519	9	20
New Mexico Total:				84	1,381,574	97	1,434,547	1,113	1,173	642.9	3,044	293	292
<u>New York</u>													
Camp Smith		Army Guard	Peekskill	62	415,370	62	415,370	1,614	1,614	211.1	286	59	45

* All Locations that do not meet criteria of at least five (5) Acres AND at least \$5M PRV.

State/Territories Army National Guard Base Structure Report - As of 30 Sept 2009

SITE	BRAC 2005	COMPONENT	NAME NEAREST CITY	BUILDINGS				STATE OWNED ACRES	TOTAL ACRES	PRV (\$M)	MIL	CIV	OTHER
				STATE OWNED		TOTAL							
				COUNT	SQFT	COUNT	SQFT						
NG Albany AASF 3		Army Guard	Albany	2	35,270	2	35,270	22	22	25.9	0	0	0
NG Auburn RC OMS 4		Army Guard	Auburn	3	61,388	3	61,388	13	13	32.2	270	6	3
NG DMNA HQ OMS19		Army Guard	Latham	2	178,780	2	178,780	42	42	84.2	887	264	159
NG Dunkirk Readiness Center		Army Guard	Dunkirk	1	21,678	1	21,678	38	38	10.1	109	0	0
NG Geneseo RC OMS 3		Army Guard	Geneseo	2	52,629	2	52,629	18	18	21.9	80	6	0
NG Geneva Readiness Center		Army Guard	Geneva	1	29,784	1	29,784	0	490	14.5	75	0	3
NG Horseheads Readiness Center		Army Guard	Horseheads	1	35,148	1	35,148	14	14	13.2	113	0	1
NG Ithaca Readiness Center		Army Guard	Ithaca	1	26,965	1	26,965	8	8	13.5	79	0	0
NG Kingston RC OMS 7		Army Guard	Kingston	3	82,845	3	82,845	19	19	42.8	182	8	3
NG Masten Ave RC OMS 1		Army Guard	Buffalo	6	299,567	6	299,567	10	10	150.1	591	13	3
NG Morrisonville Readiness Center		Army Guard	Morrisonville	1	20,920	1	20,920	14	14	10.2	59	1	1
NG Newburgh Readiness Center		Army Guard	Newburgh	2	80,379	2	80,379	12	12	48.5	271	3	2
NG Orangeburg Readiness Center		Army Guard	Orangeburg	1	25,747	1	25,747	14	14	11.7	118	0	0
NG Peekskill Readiness Center		Army Guard	Peekskill	4	96,314	4	96,314	22	22	41.0	108	0	0
NG Riverhead Readiness Center		Army Guard	Riverhead	1	32,101	1	32,101	6	6	14.8	51	0	0
NG Rochester RC OMS 11		Army Guard	Rochester	4	185,544	4	185,544	0	25	105.9	674	61	0
NG Ronkonkoma Readiness Ctr OMS		Army Guard	Ronkonkoma	2	112,234	2	112,234	0	20	48.1	285	53	0
NG Saranac Lake Readiness Center		Army Guard	Saranac Lake	1	20,784	1	20,784	29	29	11.2	51	0	0
NG Staten Island RC OMS 14		Army Guard	New York City	5	85,719	5	85,719	20	20	63.9	0	0	0
NG Troy Glenmore Road RC OMS 17		Army Guard	Troy	3	78,566	3	78,566	13	13	34.6	495	13	0
NG Troy South Lake Readiness Ctr		Army Guard	Troy	3	21,223	3	21,223	6	6	10.0	57	0	0
NG Utica Readiness Center OMS 6		Army Guard	Utica	4	138,036	4	138,036	20	20	64.4	322	17	0
NG Valhalla RC OMS 8		Army Guard	Valhalla	3	61,873	3	61,873	8	8	30.3	39	13	0
* OTHER SITE(S) : 40				63	2,384,779	71	2,523,432	513	559	1,309.0	3,781	60	55
New York Total:				181	4,583,643	189	4,722,296	2,476	3,057	2,423.3	8,983	577	275

North Carolina

NG Butner		Army Guard	Butner	3	24,312	3	24,312	27	27	10.1	87	19	0
NG Charlotte Consolidated Site		Army Guard	Charlotte	6	100,848	6	100,848	10	10	43.9	352	27	44
NG Clinton Armory		Army Guard	Clinton	2	33,981	2	33,981	20	20	14.1	137	4	0
NG Concord		Army Guard	Concord	2	27,554	2	27,554	20	20	11.8	133	10	0
NG Durham		Army Guard	Durham	3	25,954	3	25,954	5	5	10.5	291	0	0
NG Fayetteville		Army Guard	Fayetteville	3	30,923	3	30,923	44	44	12.9	279	12	0
NG Goldsboro Armory		Army Guard	Goldsboro	4	37,613	4	37,613	9	9	15.8	146	12	0
NG Greensboro		Army Guard	Greensboro	7	39,608	7	39,608	14	14	17.6	383	11	0
NG High Point		Army Guard	High Point	7	32,295	7	32,295	9	9	14.6	191	10	0
NG Kinston		Army Guard	Kinston	6	52,629	6	52,629	35	35	23.9	215	15	0
NG Morrisville		Army Guard	Morrisville	6	124,614	7	125,364	35	35	93.6	635	108	5
NG Raleigh		Army Guard	Raleigh	18	211,202	21	215,522	69	69	80.5	513	375	63

* All Locations that do not meet criteria of at least five (5) Acres AND at least \$5M PRV.

State/Territories Army National Guard Base Structure Report - As of 30 Sept 2009

SITE	BRAC 2005	COMPONENT	NAME NEAREST CITY	BUILDINGS				STATE OWNED ACRES	TOTAL ACRES	PRV (\$M)	MIL	CIV	OTHER
				STATE OWNED		TOTAL							
				COUNT	SQFT	COUNT	SQFT						
NG Salisbury		Army Guard	Salisbury	4	52,703	4	52,703	0	5	26.0	149	55	0
NG Tarheel Challenge Academy		Army Guard	Salemburg	5	30,540	5	30,540	10	10	13.9	0	0	63
NG Winston Salem		Army Guard	Winston Salem	5	24,316	5	24,316	9	9	10.9	331	11	1
NG Youngsville		Army Guard	Youngsville	9	26,718	9	26,718	6	6	10.3	30	5	0
* OTHER SITE(S) : 81				146	1,325,968	158	1,380,930	411	421	547.5	5,283	32	11
North Carolina Total:				236	2,201,778	252	2,261,810	733	748	957.9	9,155	706	187
North Dakota													
Camp Grafton		Army Guard	Devils Lake	368	715,332	369	716,232	10,677	12,923	428.8	465	67	46
NG Bismarck AASF Complex		Army Guard	Bismarck	4	157,219	4	157,219	0	34	92.0	152	38	6
NG Bismarck Fraire Barracks		Army Guard	Bismarck	12	138,865	12	138,865	21	21	65.0	28	54	109
NG Bismarck RJB Complex		Army Guard	Bismarck	7	214,197	8	216,197	89	89	102.9	763	183	13
NG Fargo AFRC		Army Guard	Fargo	1	117,271	2	118,814	19	19	62.1	610	4	8
NG Grand Forks Complex		Army Guard	Grand Forks	3	41,462	4	44,162	25	25	21.5	0	13	0
NG Minot FMS1		Army Guard	Minot	2	69,242	2	69,242	13	13	29.6	0	0	0
NG Wahpeton AFRC		Army Guard	Wahpeton	2	91,887	2	91,887	18	18	41.6	196	0	3
* OTHER SITE(S) : 35				26	49,974	54	402,299	1,057	1,093	106.2	972	31	2
North Dakota Total:				425	1,595,449	457	1,954,917	11,919	14,234	949.8	3,186	390	187
Ohio													
Camp Perry TS (CTC)		Army Guard	Port Clinton	479	642,935	479	642,935	519	519	434.9	54	58	64
NG Akron (Hawkins)		Army Guard	Akron	7	36,083	7	36,083	5	5	10.2	74	0	1
NG Beightler Armory		Army Guard	Columbus	3	155,005	3	155,005	51	51	67.0	461	238	119
NG Bowling Green		Army Guard	Bowling Green	1	85,281	1	85,281	17	17	37.9	133	0	3
NG Cleveland		Army Guard	Brook Park	4	50,932	4	50,932	5	5	18.1	181	13	3
NG Cleveland Green Road		Army Guard	Cleveland	4	55,404	4	55,404	14	14	21.0	408	12	2
NG Columbus (Howey)		Army Guard	Columbus	3	42,067	3	42,067	9	9	18.4	127	18	8
NG Green		Army Guard	North Canton	10	160,303	10	160,303	42	42	99.3	635	53	8
NG Hamilton		Army Guard	Hamilton	4	51,496	4	51,496	10	10	20.1	230	15	5
NG Kettering		Army Guard	Dayton	3	53,750	3	53,750	10	10	19.3	456	10	7
NG Mansfield		Army Guard	Mansfield	6	27,627	6	27,627	5	5	12.7	85	9	1
NG Marion		Army Guard	Marion	2	19,629	2	19,629	32	32	11.8	95	0	1
NG Marysville TACC		Army Guard	Marysville	1	48,289	1	48,289	0	16	21.4	0	0	0
NG Medina		Army Guard	Medina	3	79,022	3	79,022	16	16	16.6	93	0	1
NG Middletown		Army Guard	Middletown	4	38,067	4	38,067	5	5	14.0	225	1	1
NG Newark		Army Guard	Newark	17	250,941	17	250,941	23	23	78.4	214	13	18
NG Stow		Army Guard	Stow	3	56,019	3	56,019	8	8	21.9	535	15	2
NG Walbridge		Army Guard	Walbridge	3	65,917	3	65,917	16	16	22.9	520	13	4
NG Woodlawn		Army Guard	Cincinnati	1	99,000	1	99,000	17	17	45.2	434	6	2

* All Locations that do not meet criteria of at least five (5) Acres AND at least \$5M PRV.

State/Territories Army National Guard Base Structure Report - As of 30 Sept 2009

SITE	BRAC 2005	COMPONENT	NAME NEAREST CITY	BUILDINGS				STATE OWNED ACRES	TOTAL ACRES	PRV (\$M)	MIL	CIV	OTHER
				STATE OWNED		TOTAL							
				COUNT	SQFT	COUNT	SQFT						
NG Youngstown (Austin Town)		Army Guard	Youngstown	5	45,262	5	45,262	15	15	13.6	309	8	3
* OTHER SITE(S) : 35				75	510,037	86	545,985	212	232	210.3	2,311	43	20
Ohio Total:				638	2,573,066	649	2,609,014	1,031	1,066	1,215.1	7,580	525	273
Oklahoma													
NG 23rd St. Readiness Center		Army Guard	Oklahoma City	2	81,667	2	81,667	6	6	36.6	763	11	2
NG Ada Readiness Center		Army Guard	Ada	1	23,584	1	23,584	11	11	11.4	171	0	0
NG Ardmore Readiness Center		Army Guard	Ardmore	5	36,415	5	36,415	8	8	16.4	203	1	0
NG Broken Arrow Readiness Center		Army Guard	Broken Arrow	1	25,167	1	25,167	10	10	11.1	80	0	0
NG Edmond Readiness Center		Army Guard	Edmond	1	25,498	1	25,498	10	10	11.8	181	0	0
NG Enid Readiness Center		Army Guard	Enid	1	43,173	1	43,173	6	6	19.6	223	0	1
NG Lexington AASF #1		Army Guard	Lexington	12	87,913	12	87,913	308	308	75.9	65	40	9
NG McAlester Readiness Center		Army Guard	Mcalester	9	31,309	9	31,309	7	7	13.4	176	0	0
NG Midwest City Readiness Center		Army Guard	Oklahoma City	1	22,061	1	22,061	10	10	10.1	262	0	6
NG Muskogee Readiness Center		Army Guard	Muskogee	1	24,110	1	24,110	10	10	10.7	204	0	0
NG Norman CSMS		Army Guard	Norman	1	96,560	1	96,560	101	101	44.1	88	58	1
NG Oklahoma Military Department		Army Guard	Oklahoma City	12	192,552	12	192,552	58	58	76.4	389	286	70
NG Okmulgee Readiness Center		Army Guard	Okmulgee	1	24,656	1	24,656	6	6	11.2	83	10	0
NG Pryor Readiness Center		Army Guard	Pryor	41	194,358	41	194,358	617	617	86.0	39	0	99
NG Sand Springs AFRC		Army Guard	Tulsa	5	124,873	5	124,873	15	15	57.0	778	7	5
NG Tulsa AASF #2		Army Guard	Tulsa	3	102,921	3	102,921	33	33	76.7	43	0	0
NG Tulsa Mingo Valley Readiness Center		Army Guard	Tulsa	2	41,197	2	41,197	7	7	16.6	365	60	7
* OTHER SITE(S) : 83				108	1,015,532	111	1,016,914	310	319	493.2	3,284	39	10
Oklahoma Total:				207	2,193,545	210	2,194,928	1,533	1,543	1,078.1	7,397	512	210
Oregon													
MTA Camp Rilea		Army Guard	Warrenton	114	450,539	114	450,539	281,755	281,756	271.4	481	23	49
NG Albany Armory		Army Guard	Albany	4	22,872	4	22,872	0	5	12.2	90	1	1
NG Anderson Readiness Center		Army Guard	Salem	5	121,473	5	121,473	14	14	66.2	269	16	163
NG Ashland Armory		Army Guard	Ashland	2	27,082	2	27,082	5	5	13.1	214	0	1
NG Bill Healey Armory		Army Guard	Bend	3	41,004	3	41,004	6	6	21.7	213	1	3
NG Camp Withycombe Clackamas		Army Guard	Clackamas	34	371,474	34	371,474	234	234	165.4	266	91	166
NG Central Oregon Readiness Ctr		Army Guard	Prineville	2	30,075	2	30,075	39	39	15.3	113	0	1
NG Coos Bay Armory		Army Guard	Coos Bay	5	29,015	5	29,015	5	5	13.5	94	0	1
NG Hermiston Armory		Army Guard	Hermiston	6	24,224	6	24,224	7	7	14.3	106	0	1
NG JFHQ Owen Summers Bldg		Army Guard	Salem	1	86,573	1	86,573	14	14	48.5	252	191	124
NG Kliever Memorial Armory		Army Guard	Portland	9	96,446	9	96,446	14	14	43.7	339	16	20
NG Lagrande Armory		Army Guard	La Grande	3	42,441	3	42,441	7	7	22.5	231	0	3
NG Lagrande FMS		Army Guard	La Grande	5	25,167	5	25,167	0	7	10.1	0	8	4

* All Locations that do not meet criteria of at least five (5) Acres AND at least \$5M PRV.

State/Territories Army National Guard Base Structure Report - As of 30 Sept 2009

SITE	BRAC 2005	COMPONENT	NAME NEAREST CITY	BUILDINGS				STATE OWNED ACRES	TOTAL ACRES	PRV (\$M)	MIL	CIV	OTHER
				STATE OWNED		TOTAL							
				COUNT	SQFT	COUNT	SQFT						
NG Lane County AFRC/Fms		Army Guard	Springfield	6	202,926	6	202,926	22	22	99.4	477	5	257
NG Maison Armory		Army Guard	Portland	7	41,410	7	41,410	7	7	20.8	205	6	9
NG McMinnville Armory		Army Guard	McMinnville	4	28,741	4	28,741	5	5	12.9	96	0	0
NG McNary Field Salem AASF		Army Guard	Salem	6	84,476	6	84,476	14	78	99.3	237	36	18
NG Medford Armory FMS		Army Guard	Medford	3	46,321	3	46,321	6	6	24.1	229	9	9
NG Orarng Regional Trng Institute		Army Guard	Monmouth	2	71,700	2	71,700	5	5	35.4	118	1	5
NG Pendleton AASF		Army Guard	Pendleton	5	55,159	5	55,159	0	9	45.6	0	28	6
NG Pendleton Armory		Army Guard	Pendleton	2	33,598	2	33,598	0	14	19.4	234	0	1
NG Richard A Miller Armory		Army Guard	Forest Grove	7	39,877	7	39,877	5	5	20.5	199	1	2
NG Roseburg Armory		Army Guard	Roseburg	3	21,354	3	21,354	5	5	11.0	132	0	1
NG Salem Armory		Army Guard	Salem	3	55,621	3	55,621	7	7	25.8	180	0	7
NG Salem FMS		Army Guard	Salem	8	31,245	8	31,245	8	8	15.4	0	14	6
* OTHER SITE(S) : 35				64	437,890	70	444,210	64	6,838	215.1	1,492	4	32
Oregon Total:				313	2,518,703	319	2,525,023	282,247	289,121	1,362.6	6,267	451	890

Pennsylvania

Fort Indiantown Gap Area 0		Army Guard	Annville	1	77,635	1	77,635	10	10	35.6	0	0	0
NG Altoona		Army Guard	Altoona	5	39,000	5	39,000	10	10	16.8	166	0	1
NG Beaver Falls		Army Guard	Beaver Falls	2	30,627	2	30,627	10	10	15.7	0	0	0
NG Butler		Army Guard	Butler	2	37,595	2	37,595	10	10	18.5	166	3	3
NG Cambridge Springs		Army Guard	Cambridge Spgs	3	86,550	3	86,550	100	100	44.9	0	0	0
NG Clearfield		Army Guard	Clearfield	2	52,800	2	52,800	27	27	27.0	143	3	1
NG Connellsville, Petersburg Rd		Army Guard	Connellsville	1	23,128	1	23,128	15	15	11.5	131	0	0
NG Elizabethtown Readiness Center		Army Guard	Elizabethtown	2	85,427	2	85,427	0	36	40.1	0	0	0
NG Ford City Readiness Center		Army Guard	Ford City	1	24,382	1	24,382	10	10	12.5	91	0	1
NG Harrisburg		Army Guard	Harrisburg	14	137,477	14	137,477	32	32	57.4	589	27	10
NG Hermitage		Army Guard	Hermitage	1	66,900	1	66,900	20	20	31.0	0	0	0
NG Honesdale		Army Guard	Honesdale	3	23,571	3	23,571	10	10	11.6	135	0	1
NG Indiana		Army Guard	Indiana	1	26,365	1	26,365	14	14	13.6	131	0	1
NG Johnstown Airport		Army Guard	Johnstown	3	66,550	3	66,550	8	8	29.9	449	10	4
NG Johnstown FMS#33		Army Guard	Johnstown	1	23,558	1	23,558	10	10	12.3	263	99	1
NG Johnstown Walters		Army Guard	Johnstown	4	39,181	4	39,181	15	15	16.7	127	10	1
NG Latrobe/Torrance		Army Guard	Latrobe	3	41,210	3	41,210	14	14	20.6	70	0	1
NG Lehighton		Army Guard	Lehighton	7	27,929	7	27,929	5	5	14.3	95	3	1
NG Lewisburg		Army Guard	Lewisburg	4	35,216	4	35,216	13	13	18.1	245	0	7
NG Lewistown		Army Guard	Lewistown	5	25,743	5	25,743	23	23	12.8	0	0	0
NG Lock Haven		Army Guard	Lock Haven	6	46,827	6	46,827	49	49	22.8	464	8	2
NG Mansfield/Wellsboro		Army Guard	Wellsboro	1	25,499	1	25,499	12	12	56.9	63	0	0
NG Mount Pleasant		Army Guard	Mount Pleasant	1	37,930	1	37,930	11	11	19.3	213	0	4

* All Locations that do not meet criteria of at least five (5) Acres AND at least \$5M PRV.

State/Territories Army National Guard Base Structure Report - As of 30 Sept 2009

SITE	BRAC 2005	COMPONENT	NAME NEAREST CITY	BUILDINGS				STATE OWNED ACRES	TOTAL ACRES	PRV (\$M)	MIL	CIV	OTHER
				STATE OWNED		TOTAL							
				COUNT	SQFT	COUNT	SQFT						
NG New Castle		Army Guard	New Castle	4	29,053	4	29,053	7	7	13.5	106	10	1
NG New Milford		Army Guard	New Milford	1	25,614	1	25,614	19	19	12.9	94	0	0
NG Philadelphia Southampton		Army Guard	Philadelphia	5	150,045	5	150,045	11	11	81.3	1,030	20	5
NG Phoenixville		Army Guard	Phoenixville	7	33,478	7	33,478	11	11	16.0	174	10	1
NG Pittsburgh Crane Armory		Army Guard	Pittsburgh	3	32,559	3	32,559	0	16	14.0	168	12	1
NG Plymouth Meeting		Army Guard	Plymouth Meeting	3	51,335	3	51,335	20	20	24.6	198	6	1
NG Punxsutawney		Army Guard	Punxsutawney	5	39,544	5	39,544	19	19	12.3	69	0	1
NG Reading		Army Guard	Reading	3	24,007	3	24,007	17	17	11.8	116	0	1
NG Scranton/Taylor NE Reg Mnt Ctr		Army Guard	Taylor	3	27,467	3	27,467	10	10	14.9	0	25	1
NG Somerset Friedens		Army Guard	Friedens	2	21,386	2	21,386	29	29	10.6	0	0	1
NG Spring City Readiness Center		Army Guard	Spring City	3	37,242	3	37,242	57	57	18.4	164	0	1
NG Washington		Army Guard	Washington	1	45,774	1	45,774	11	11	22.3	229	0	3
NG Wilkes Barre/ Kingston		Army Guard	Kingston	5	102,666	5	102,666	13	13	50.5	260	8	2
NG Williamsport		Army Guard	Williamsport	7	46,646	7	46,646	16	16	23.9	244	15	2
NG Williamstown		Army Guard	Williamstown	1	20,000	1	20,000	6	6	10.2	119	0	1
* OTHER SITE(S) : 70				186	1,282,751	193	1,326,704	750	755	612.4	5,595	122	46
Pennsylvania Total:				312	3,050,668	319	3,094,621	1,422	1,479	1,509.5	12,107	391	107
<u>Puerto Rico</u>													
NG Arecibo Readiness Center		Army Guard	Arecibo	2	25,237	2	25,237	7	7	15.0	170	1	0
NG Army Aviation Support Facility		Army Guard	San German	5	55,526	5	55,526	0	14	46.0	0	0	0
NG Arroyo Readiness Center		Army Guard	Arroyo	2	30,740	2	30,740	5	5	18.2	216	0	0
NG Caguas Readiness Center		Army Guard	Caguas	4	21,077	4	21,077	5	5	13.5	175	0	0
NG Cayey Readiness Center		Army Guard	Cayey	2	20,100	2	20,100	5	5	12.7	419	1	0
NG Coamo Readiness Center		Army Guard	Villalba	1	20,771	1	20,771	5	5	12.2	131	1	0
NG Gurabo Readiness Center		Army Guard	Gurabo	4	26,002	4	26,002	13	13	15.2	104	1	0
NG Hangar 21 Readiness Center		Army Guard	San Juan	2	77,912	2	77,912	23	23	47.8	242	2	0
NG Hato Rey Readiness Center		Army Guard	San Juan	8	56,429	8	56,429	11	11	34.2	451	1	0
NG Juana Diaz Readiness Center		Army Guard	Juana Diaz	1	22,745	1	22,745	19	19	13.4	0	0	0
NG Juncos Readiness Center		Army Guard	Juncos	3	16,878	3	16,878	5	5	10.6	131	0	0
NG Mayaguez Readiness Center		Army Guard	Mayaguez	3	36,621	3	36,621	6	6	21.4	292	4	0
NG Peñuelas Readiness Center		Army Guard	Penuelas, Penuelas	3	19,235	3	19,235	5	5	11.9	82	0	0
NG Ponce Readiness Center		Army Guard	Ponce	4	21,813	4	21,813	5	5	11.5	73	2	0
NG Toa Baja Readiness Center		Army Guard	Bayamon, Bayamon	2	30,797	2	30,797	5	5	18.0	236	0	0
NG Vega Baja Readiness Center		Army Guard	Vega Baja	5	56,137	5	56,137	15	15	33.2	543	1	0
* OTHER SITE(S) : 12				14	223,298	18	248,245	48	52	139.7	1,789	491	120
Puerto Rico Total:				65	761,319	69	786,266	182	200	474.5	5,054	505	120

* All Locations that do not meet criteria of at least five (5) Acres AND at least \$5M PRV.

State/Territories Army National Guard Base Structure Report - As of 30 Sept 2009

SITE	BRAC 2005	COMPONENT	NAME NEAREST CITY	BUILDINGS				STATE OWNED ACRES	TOTAL ACRES	PRV (\$M)	MIL	CIV	OTHER
				STATE OWNED		TOTAL							
				COUNT	SQFT	COUNT	SQFT						
Rhode Island													
NG Armory of Mounted Commands		Army Guard	Providence	2	171,416	2	171,416	6	6	69.5	194	2	85
NG CSMS Smithfield		Army Guard	Smithfield	3	23,034	3	23,034	13	13	12.9	0	35	4
NG Middletown Armory		Army Guard	Newport	1	18,620	1	18,620	6	6	10.2	94	0	0
NG Quonset Point		Army Guard	North Kingstown	12	127,759	12	127,759	8	9	79.9	239	44	5
NG TS Camp Varnum		Army Guard	Narragansett	26	43,089	26	43,089	34	34	24.4	41	0	0
* OTHER SITE(S) : 9				9	119,730	15	163,394	16	16	67.1	496	123	103
Rhode Island Total:				53	503,648	59	547,312	82	83	264.0	1,064	204	197
South Carolina													
NG Anderson Lease Facility		Army Guard	Anderson	3	75,066	3	75,066	12	12	34.7	299	10	2
NG Camden Armory		Army Guard	Camden	6	33,750	6	33,750	10	10	12.5	91	0	0
NG Columbia Armory		Army Guard	Columbia	22	259,843	29	270,733	25	25	90.3	437	461	20
NG Columbia TAG		Army Guard	Columbia	1	56,304	1	56,304	6	6	22.7	12	0	68
NG Darlington Armory		Army Guard	Darlington	4	23,074	4	23,074	12	12	10.1	82	0	0
NG Eastover Armory		Army Guard	Eastover	4	24,679	4	24,679	10	10	10.7	419	0	0
NG Edgefield Armory & OMS 6		Army Guard	Edgefield	18	43,355	18	43,355	10	10	15.2	175	20	1
NG Florence Armory & OMS 12		Army Guard	Florence	14	32,352	14	32,352	9	9	13.3	73	7	0
NG Fountain Inn Armory		Army Guard	Fountain Inn	5	37,478	5	37,478	38	38	14.5	135	0	0
NG Gaffney Armory		Army Guard	Gaffney	4	24,267	4	24,267	10	10	10.3	135	0	2
NG Georgetown Armory		Army Guard	Georgetown	6	25,450	6	25,450	10	10	10.6	90	0	1
NG Graniteville Armory		Army Guard	Graniteville	6	27,150	6	27,150	10	10	10.3	109	0	0
NG Greenville Armory & OMS 2		Army Guard	Greenville	11	34,943	11	34,943	8	8	13.4	132	18	0
NG Greenwood Armory & OMS 4		Army Guard	Greenwood	14	36,936	14	36,936	11	11	14.5	146	13	0
NG Greer Armory		Army Guard	Greer	10	39,103	10	39,103	10	10	15.6	239	0	0
NG Hartsville Armory and OMS 11		Army Guard	Hartsville	9	29,246	9	29,246	10	10	12.4	88	11	0
NG Hodges Armory		Army Guard	Hodges	7	39,933	7	39,933	48	48	15.4	146	0	0
NG Lancaster Armory		Army Guard	Lancaster	8	29,552	8	29,552	12	12	11.8	121	0	0
NG Manning Armory		Army Guard	Manning	3	30,586	3	30,586	10	10	11.9	87	0	0
NG Mt Pleasant Armory		Army Guard	Mt Pleasant	8	31,833	8	31,833	6	6	14.0	131	0	1
NG Mullins Armory & OMS 15		Army Guard	Mullins	6	38,844	6	38,844	10	10	15.5	213	0	0
NG Newberry Armory		Army Guard	Newberry	6	41,547	6	41,547	11	11	17.0	155	0	0
NG North Charleston Armory		Army Guard	North Charleston	10	41,755	10	41,755	15	15	18.8	450	0	2
NG Orangeburg Armory		Army Guard	Orangeburg	4	39,395	4	39,395	10	11	14.1	157	0	0
NG Pickens Armory and TS		Army Guard	Pickens	5	36,786	5	36,786	33	33	12.7	0	0	25
NG Pine Ridge Armory		Army Guard	West Columbia	6	61,518	6	61,518	48	48	26.2	22	0	50
NG Rock Hill Armory and OMS 5		Army Guard	Rock Hill	14	37,895	14	37,895	12	12	14.9	123	5	0
NG Saluda Armory and OMS 6A		Army Guard	Saluda	8	28,288	8	28,288	7	7	11.0	175	0	0
NG Spartanburg Readiness Center		Army Guard	Spartanburg	3	61,674	3	61,674	12	12	27.8	136	3	0

* All Locations that do not meet criteria of at least five (5) Acres AND at least \$5M PRV.

State/Territories Army National Guard Base Structure Report - As of 30 Sept 2009

SITE	BRAC 2005	COMPONENT	NAME NEAREST CITY	BUILDINGS				STATE OWNED ACRES	TOTAL ACRES	PRV (\$M)	MIL	CIV	OTHER
				STATE OWNED		TOTAL							
				COUNT	SQFT	COUNT	SQFT						
NG Union Armory and OMS 8		Army Guard	Union	8	30,949	8	30,949	10	10	12.5	231	12	0
NG Varnville Armory and OMS 14		Army Guard	Varnville	14	43,583	14	43,583	24	24	17.2	70	17	0
NG W Columbia Armory		Army Guard	West Columbia	5	27,359	5	27,359	14	14	11.3	199	1	1
NG Walterboro Armory		Army Guard	Walterboro	7	29,948	7	29,948	15	15	11.2	104	0	0
* OTHER SITE(S) : 43				130	638,648	194	1,123,251	217	442	408.5	3,375	157	92
South Carolina Total:				389	2,093,087	460	2,588,580	714	939	982.9	8,557	735	265
South Dakota													
Camp Rapid		Army Guard	Rapid City	102	321,944	102	321,944	84	84	155.5	389	136	72
NG Brookings Armory/OMS#8		Army Guard	Brookings	3	30,900	3	30,900	10	10	17.2	121	12	1
NG Madison Armory		Army Guard	Madison	4	27,286	4	27,286	0	10	11.1	78	0	0
NG Mitchell TS		Army Guard	Mitchell	8	163,396	8	163,396	40	110	72.2	227	45	1
NG Pierre		Army Guard	Pierre	5	35,467	5	35,467	0	6	13.8	158	2	1
NG Range Road Armory		Army Guard	Rapid City	3	36,551	3	36,551	14	14	16.4	184	2	1
NG Rapid City AASF/Armory		Army Guard	Rapid City	8	107,390	8	107,390	1	33	69.0	136	40	8
NG Rapid City CSMS		Army Guard	Rapid City	2	30,514	2	30,514	0	29	14.7	0	22	0
NG Sioux Falls UTES		Army Guard	Sioux Falls	5	56,846	5	56,846	38	456	18.9	0	0	0
NG Wagner		Army Guard	Wagner	3	24,186	3	24,186	0	10	11.8	38	0	0
NG Webster		Army Guard	Webster	7	39,783	7	39,783	2	8	16.7	57	11	0
* OTHER SITE(S) : 50				72	601,040	79	749,357	2,486	6,813	300.0	1,979	36	29
South Dakota Total:				222	1,475,303	229	1,623,620	2,676	7,583	717.4	3,367	306	113
Tennessee													
NG AASF 2		Army Guard	Louisville	7	109,446	7	109,446	5	5	59.0	330	96	0
NG Ashland City		Army Guard	Ashland City	3	27,382	3	27,382	12	12	11.0	63	0	0
NG Athens		Army Guard	Athens	5	39,231	5	39,231	7	7	16.4	219	15	0
NG Bolivar		Army Guard	Bolivar	2	24,276	2	24,276	182	182	10.3	55	0	0
NG Bristol		Army Guard	Bristol	4	26,684	4	26,684	7	7	11.1	56	0	0
NG Camden		Army Guard	Camden	4	30,065	4	30,065	7	7	12.5	54	8	0
NG Centerville		Army Guard	Centerville	4	27,224	4	27,224	15	15	11.1	118	0	0
NG Chattanooga		Army Guard	Chattanooga	17	135,674	17	135,674	16	16	46.8	376	12	6
NG Clinton		Army Guard	Clinton	2	28,436	2	28,436	14	14	11.7	92	0	0
NG Columbia		Army Guard	Columbia	3	43,765	3	43,765	18	18	17.6	137	10	0
NG Cookeville		Army Guard	Cookeville	6	33,821	6	33,821	12	12	14.4	136	16	3
NG Covington		Army Guard	Covington	1	24,020	1	24,020	24	24	10.0	59	0	0
NG Dresden		Army Guard	Dresden	2	27,051	2	27,051	19	19	11.9	111	0	0
NG Dyersburg		Army Guard	Dyersburg	2	26,444	2	26,444	10	10	11.3	121	2	0
NG Elizabethton		Army Guard	Elizabethton	3	25,835	3	25,835	15	15	10.9	95	1	0
NG Erwin		Army Guard	Erwin	2	25,779	2	25,779	10	10	10.8	59	1	0

* All Locations that do not meet criteria of at least five (5) Acres AND at least \$5M PRV.

State/Territories Army National Guard Base Structure Report - As of 30 Sept 2009

SITE	BRAC 2005	COMPONENT	NAME NEAREST CITY	BUILDINGS				STATE OWNED ACRES	TOTAL ACRES	PRV (\$M)	MIL	CIV	OTHER
				STATE OWNED		TOTAL							
				COUNT	SQFT	COUNT	SQFT						
NG Gordonsville		Army Guard	Gordonsville	3	26,572	3	26,572	15	15	11.2	59	0	0
NG Henderson		Army Guard	Henderson	7	66,397	7	66,397	14	14	26.7	144	10	0
NG Humboldt		Army Guard	Humboldt	2	36,192	2	36,192	22	22	15.4	254	1	0
NG Huntingdon		Army Guard	Huntingdon	1	27,386	1	27,386	9	9	11.6	52	0	0
NG Jacksboro		Army Guard	Jacksboro	2	27,795	2	27,795	10	10	11.6	71	1	0
NG Jackson		Army Guard	Jackson	6	77,753	6	77,753	22	22	30.4	135	9	11
NG Jackson Airport Armory		Army Guard	Jackson	4	57,369	4	57,369	60	60	36.3	117	68	0
NG Johnson City Gray		Army Guard	Johnson City	10	132,098	11	132,623	107	107	54.0	352	29	6
NG Kingsport		Army Guard	Kingsport	10	65,299	10	65,299	14	14	28.1	134	14	4
NG Knoxville Concord St		Army Guard	Knoxville	17	112,478	17	112,478	17	17	42.2	149	18	0
NG Knoxville Sutherland		Army Guard	Knoxville	7	72,757	7	72,757	7	7	27.4	164	18	6
NG Lawrenceburg		Army Guard	Lawrenceburg	3	33,690	3	33,690	16	16	13.7	74	0	0
NG Lebanon		Army Guard	Lebanon	4	26,620	4	26,620	19	19	12.1	183	6	0
NG Lenoir City		Army Guard	Lenoir City	2	28,009	2	28,009	15	15	11.8	114	0	0
NG Lewisburg		Army Guard	Lewisburg	4	32,577	4	32,577	14	14	12.3	77	0	0
NG Livingston		Army Guard	Livingston	1	24,938	1	24,938	24	24	10.8	59	0	0
NG Memphis		Army Guard	Memphis	4	58,396	4	58,396	30	30	24.3	407	11	1
NG Murfreesboro		Army Guard	Murfreesboro	1	23,888	2	25,088	11	11	10.4	170	0	0
NG Nashville		Army Guard	Nashville	26	300,297	26	300,297	86	86	101.7	570	313	213
NG Paris		Army Guard	Paris	4	26,038	4	26,038	23	23	11.3	108	0	0
NG Rogersville		Army Guard	Rogersville	2	26,846	2	26,846	11	11	11.2	55	0	0
NG Sevierville		Army Guard	Pigeon Forge	2	24,817	2	24,817	10	10	10.5	56	0	0
NG Shelbyville		Army Guard	Shelbyville	3	29,616	3	29,616	20	20	10.6	58	0	0
NG Trenton		Army Guard	Trenton	2	38,924	2	38,924	20	20	16.9	175	18	0
NG Tullahoma		Army Guard	Tullahoma	7	25,283	7	25,283	8	8	11.0	170	10	0
NG Union City		Army Guard	Union City	4	46,097	4	46,097	14	14	19.9	161	16	0
NG Waverly		Army Guard	Waverly	4	23,170	4	23,170	14	14	10.2	55	0	0
NG Winchester		Army Guard	Winchester	5	31,060	5	31,060	22	22	12.8	125	8	0
* OTHER SITE(S) : 42				83	775,430	86	805,081	479	813	323.6	2,942	19	6
Tennessee Total:				297	2,932,925	302	2,964,301	1,503	1,838	1,206.8	9,271	730	256
Texas													
Camp Maxey		Army Guard	Powderly	33	84,599	36	86,079	6,424	6,424	82.4	0	8	2
NG Amarillo		Army Guard	Amarillo	7	36,516	7	36,516	5	5	12.8	164	0	0
NG Angleton		Army Guard	Angleton	1	25,685	1	25,685	12	12	10.3	162	0	0
NG Austin - 51st Street		Army Guard	Austin	7	77,639	7	77,639	14	14	31.1	300	20	0
NG Bergstrom - (Abia)		Army Guard	Austin	11	254,589	12	275,299	60	70	152.6	687	62	0
NG Bryan		Army Guard	Bryan	5	35,980	5	35,980	14	14	14.5	229	0	0
NG Camp Bowie (State)		Army Guard	Brownwood	48	196,975	54	201,535	4,895	4,895	159.2	118	9	6

* All Locations that do not meet criteria of at least five (5) Acres AND at least \$5M PRV.

State/Territories Army National Guard Base Structure Report - As of 30 Sept 2009

SITE	BRAC 2005	COMPONENT	NAME NEAREST CITY	BUILDINGS				STATE OWNED ACRES	TOTAL ACRES	PRV (\$M)	MIL	CIV	OTHER
				STATE OWNED		TOTAL							
				COUNT	SQFT	COUNT	SQFT						
NG Camp Mabry		Army Guard	Austin	78	1,039,047	79	1,040,981	376	376	392.3	2,167	496	257
NG Corpus Christi		Army Guard	Corpus Christi	6	67,274	6	67,274	5	5	26.0	207	2	166
NG Dallas - California Crossing		Army Guard	Dallas	6	63,624	6	63,624	0	9	28.0	516	0	0
NG Dallas - Red Bird		Army Guard	Dallas	6	65,726	6	65,726	0	10	28.7	261	0	0
NG El Paso		Army Guard	El Paso	6	62,972	6	62,972	20	20	28.2	633	15	4
NG Fort Worth - Cobb Park		Army Guard	Fort Worth	4	35,087	4	35,087	0	12	15.9	213	0	0
NG Fort Worth - Shoreview		Army Guard	Fort Worth	13	72,594	13	72,594	83	83	28.3	356	0	0
NG Grand Prairie (DNAS)		Army Guard	Grand Prairie	16	125,887	18	223,998	0	39	105.3	484	9	2
NG Lubbock		Army Guard	Lubbock	6	140,226	6	140,226	0	25	56.4	307	0	4
NG Marshall		Army Guard	Marshall	5	28,334	5	28,334	0	13	10.9	70	0	0
NG Martindale - AASF		Army Guard	San Antonio	18	114,329	18	114,329	219	219	76.9	553	7	0
NG New Braunfels		Army Guard	New Braunfels	6	27,552	6	27,552	7	7	11.2	264	0	0
NG Waco		Army Guard	Waco	7	86,841	7	86,841	5	5	34.0	378	2	0
NG Weslaco		Army Guard	Weslaco	2	85,231	2	85,231	20	20	33.9	550	1	0
NG Wichita Falls		Army Guard	Wichita Falls	5	24,611	5	24,611	0	9	11.0	147	0	0
NG Wylie		Army Guard	Wylie	3	54,174	3	54,174	11	11	21.6	121	0	0
* OTHER SITE(S) : 69				124	1,040,426	145	1,143,658	1,510	1,581	429.0	5,323	201	81
Texas Total:				423	3,845,917	457	4,075,944	13,680	13,877	1,800.5	14,210	832	522
Utah													
NG Blanding Armory		Army Guard	Blanding	2	19,286	2	19,286	28	28	10.1	34	0	1
NG Cedar City Armory/FMS 5		Army Guard	Cedar City	4	27,331	4	27,331	7	7	13.0	90	2	1
NG Draper Complex		Army Guard	Draper	11	376,037	11	376,037	42	42	163.5	928	369	140
NG E.J. Garn Armory/FMS		Army Guard	West Jordan	9	104,702	9	104,702	20	20	59.9	0	0	0
NG E.J. Garn Aviation Complex		Army Guard	West Jordan	10	120,882	10	120,882	0	40	105.6	865	111	12
NG Logan Armory/FMS 1A		Army Guard	Logan	2	25,293	2	25,293	5	5	25.0	113	0	1
NG Mount Pleasant Armory		Army Guard	Mount Pleasant	4	25,663	4	25,663	6	6	10.7	62	0	0
NG Ogden Armory/FMS 1		Army Guard	Ogden	5	39,754	5	39,754	15	15	32.7	318	3	0
NG Orem Armory		Army Guard	Orem	2	78,778	2	78,778	0	6	38.1	255	2	65
NG Richfield Armory/FMS 5A		Army Guard	Richfield	5	23,240	5	23,240	5	5	12.5	87	0	1
NG Utah County South Armory/FMS 9		Army Guard	Spanish Fork	9	75,842	9	75,842	20	20	48.2	186	18	1
* OTHER SITE(S) : 30				49	235,572	56	245,536	77	837	145.0	738	14	1
Utah Total:				112	1,152,381	119	1,162,345	224	1,030	664.2	3,676	519	223
Vermont													
NG Campbell Armory		Army Guard	Montpelier	2	34,794	2	34,794	8	8	14.9	108	0	3
NG TS Camp Johnson		Army Guard	Colchester	42	215,624	42	215,624	64	64	98.0	24	164	54
NG Westminster TS		Army Guard	Westminster	6	46,468	6	46,468	52	52	15.3	157	8	0
* OTHER SITE(S) : 22				37	312,255	40	315,884	52	52	132.5	1,336	19	19

* All Locations that do not meet criteria of at least five (5) Acres AND at least \$5M PRV.

State/Territories Army National Guard Base Structure Report - As of 30 Sept 2009

SITE	BRAC 2005	COMPONENT	NAME NEAREST CITY	BUILDINGS				STATE OWNED ACRES	TOTAL ACRES	PRV (\$M)	MIL	CIV	OTHER
				STATE OWNED		TOTAL							
				COUNT	SQFT	COUNT	SQFT						
Vermont Total:				87	609,141	90	612,770	175	175	260.6	1,625	191	76
Virgin Islands													
NG Estate Nazareth Military Compound		Army Guard	St. Thomas	6	53,259	6	53,259	18	18	34.7	0	0	0
* OTHER SITE(S) : 3				2	1,400	4	18,000	42	44	7.4	426	122	0
Virgin Islands Total:				8	54,659	10	71,259	60	62	42.1	426	122	0
Virginia													
NG Blackstone		Army Guard	Blackstone	3	31,710	3	31,710	7	7	13.9	212	0	0
NG Cedar Bluff		Army Guard	Cedar Bluff	3	29,419	3	29,419	10	10	13.1	67	12	0
NG Danville		Army Guard	Danville	3	38,689	3	38,689	15	15	17.6	104	22	0
NG Emporia		Army Guard	Emporia	2	20,429	2	20,429	0	8	11.4	105	0	0
NG Franklin		Army Guard	Franklin	1	10,584	1	10,584	5	5	10.5	51	0	0
NG Fredericksburg		Army Guard	Fredericksburg	2	41,301	2	41,301	7	7	23.3	472	23	0
NG Gate City		Army Guard	Gate City	2	32,970	2	32,970	5	5	15.4	230	18	0
NG Lynchburg		Army Guard	Lynchburg	2	26,040	2	26,040	28	28	12.2	213	8	0
NG Manassas		Army Guard	Manassas	1	26,066	1	26,066	6	6	13.0	329	0	0
NG Norfolk		Army Guard	Norfolk	2	45,046	2	45,046	19	19	22.7	261	18	0
NG Petersburg		Army Guard	Petersburg	2	24,132	2	24,132	10	10	11.3	52	0	0
NG Portsmouth		Army Guard	Portsmouth	3	26,050	3	26,050	10	10	12.9	179	19	0
NG Powhatan		Army Guard	Powhatan	1	30,113	1	30,113	10	10	14.1	109	0	0
NG Richmond Dove Street		Army Guard	Richmond	3	60,940	3	60,940	19	19	26.4	376	36	0
NG Staunton		Army Guard	Staunton	1	34,217	1	34,217	5	5	15.5	210	2	0
NG Waller Depot		Army Guard	Richmond	7	67,270	7	67,270	6	6	17.9	1	33	0
* OTHER SITE(S) : 37				39	457,947	49	518,567	132	146	231.7	2,381	43	0
Virginia Total:				77	1,002,923	87	1,063,543	294	315	483.1	5,352	234	0
Washington													
NG Bellingham		Army Guard	Bellingham	3	20,388	3	20,388	0	6	11.2	0	0	0
NG Bremerton		Army Guard	Bremerton	3	61,819	3	61,819	81	81	37.6	145	0	0
NG Buckley		Army Guard	Buckley	1	27,092	1	27,092	10	10	13.9	58	0	0
NG Camp Murray		Army Guard	Tacoma	56	406,270	75	514,147	228	235	231.6	1,840	352	311
NG Centralia		Army Guard	Centralia	3	34,663	3	34,663	8	8	16.8	214	6	6
NG Ephrata		Army Guard	Ephrata	5	20,798	5	20,798	13	13	11.1	170	6	0
NG Geiger Field - Spokane		Army Guard	Spokane	3	27,320	3	27,320	36	36	16.8	69	67	9
NG Grandview		Army Guard	Grandview	1	24,475	1	24,475	11	11	12.9	64	0	0
NG Montesano		Army Guard	Montesano	3	30,898	3	30,898	14	14	15.8	61	0	0
NG Moses Lake		Army Guard	Moses Lake	2	32,795	2	32,795	10	10	15.9	53	0	21
NG Port Orchard		Army Guard	Port Orchard	3	25,805	3	25,805	9	9	16.6	84	0	0

* All Locations that do not meet criteria of at least five (5) Acres AND at least \$5M PRV.

State/Territories Army National Guard Base Structure Report - As of 30 Sept 2009

SITE	BRAC 2005	COMPONENT	NAME NEAREST CITY	BUILDINGS				STATE OWNED ACRES	TOTAL ACRES	PRV (\$M)	MIL	CIV	OTHER
				STATE OWNED		TOTAL							
				COUNT	SQFT	COUNT	SQFT						
NG Seattle - Pier 91		Army Guard	Seattle	9	115,545	9	115,545	16	25	53.2	556	16	2
NG Yakima Airport		Army Guard	Yakima	2	66,038	2	66,038	10	10	60.2	191	0	0
* OTHER SITE(S) : 22				41	461,431	47	507,480	43	43	231.1	1,159	28	6
Washington Total:				135	1,355,337	160	1,509,263	489	511	744.8	4,664	475	355
<u>West Virginia</u>													
CTC Camp Dawson-Kingwood		Army Guard	Kingwood	87	688,445	87	688,445	2,393	4,527	268.2	448	43	82
NG Bluefield		Army Guard	Bluefield	5	41,853	5	41,853	28	28	20.2	150	0	1
NG Buckhannon		Army Guard	Buckhannon	9	88,201	9	88,201	18	18	35.2	125	86	0
NG Charleston		Army Guard	Charleston	9	115,742	10	131,742	0	33	54.3	237	40	117
NG Clarksburg		Army Guard	Clarksburg	1	32,735	1	32,735	10	10	16.8	107	0	0
NG Elkins		Army Guard	Elkins	1	21,371	1	21,371	8	8	10.3	103	0	1
NG Fairmont		Army Guard	Fairmont	1	43,756	1	43,756	9	9	20.2	148	1	1
NG FWAATS-Bridgeport		Army Guard	Bridgeport	2	46,611	2	46,611	0	21	34.0	161	1	1
NG Gassaway		Army Guard	Gassaway	3	29,579	3	29,579	6	6	12.9	0	0	1
NG Glen Jean AFRC Complex		Army Guard	Glen Jean	3	128,763	4	155,634	35	35	64.9	419	13	3
NG Huntington Barbour		Army Guard	Huntington	4	26,699	4	26,699	7	7	12.2	171	0	1
NG Huntington Tri-State		Army Guard	Charleston	7	95,183	7	95,183	0	41	42.3	400	18	3
NG Morgantown		Army Guard	Morgantown	2	22,783	2	22,783	5	5	10.9	55	0	1
NG Moundsville		Army Guard	Moundsville	4	38,442	4	38,442	6	6	17.4	147	0	1
NG Parkersburg		Army Guard	Parkersburg	3	41,337	3	41,337	9	9	20.6	83	8	1
NG Parkersburg - AASF #1		Army Guard	Williamstown	7	112,881	7	112,881	0	103	66.1	171	31	3
NG Point Pleasant		Army Guard	Point Pleasant	6	68,877	6	68,877	16	16	30.4	0	0	0
NG Richwood		Army Guard	Richwood	1	23,344	1	23,344	6	6	10.9	0	0	0
NG Salem		Army Guard	Salem	1	27,781	1	27,781	13	13	12.3	54	0	1
NG St Albans		Army Guard	St. Albans	2	41,853	2	41,853	13	13	18.9	0	0	0
NG Welch		Army Guard	Welch	1	26,845	1	26,845	6	6	11.9	1	0	1
NG Wheeling		Army Guard	Wheeling	3	66,806	3	66,806	0	43	51.5	75	25	1
* OTHER SITE(S) : 12				17	173,151	20	214,765	50	51	98.2	492	0	32
West Virginia Total:				179	2,003,038	184	2,087,523	2,638	5,013	940.7	3,547	266	252
<u>Wisconsin</u>													
Camp Williams Tomah MTA		Army Guard	Camp Douglas	53	503,771	53	503,771	48	48	219.1	158	133	20
NG Appleton		Army Guard	Appleton	3	43,869	3	43,869	13	13	18.2	192	1	2
NG Ashland		Army Guard	Ashland	2	29,046	2	29,046	9	9	11.8	50	0	2
NG Baraboo		Army Guard	Baraboo	2	19,363	2	19,363	6	6	10.0	46	0	0
NG Beloit		Army Guard	Beloit	1	32,369	1	32,369	13	13	17.1	162	0	0
NG Black River Falls		Army Guard	Black River Falls	4	32,886	4	32,886	10	10	13.7	137	0	0
NG Chippewa Falls		Army Guard	Chippewa Falls	2	48,521	2	48,521	14	14	17.3	158	3	4

* All Locations that do not meet criteria of at least five (5) Acres AND at least \$5M PRV.

State/Territories Army National Guard Base Structure Report - As of 30 Sept 2009

SITE	BRAC 2005	COMPONENT	NAME NEAREST CITY	BUILDINGS				STATE OWNED ACRES	TOTAL ACRES	PRV (\$M)	MIL	CIV	OTHER
				STATE OWNED		TOTAL							
				COUNT	SQFT	COUNT	SQFT						
NG Eau Claire		Army Guard	Eau Claire	1	27,399	1	27,399	8	8	14.2	202	9	1
NG Fort Atkinson		Army Guard	Fort Atkinson	3	28,799	3	28,799	6	6	11.9	132	0	0
NG Green Bay		Army Guard	Green Bay	4	23,148	4	23,148	12	12	11.9	131	0	2
NG Hayward		Army Guard	Hayward	4	21,263	4	21,263	6	6	10.8	92	1	0
NG Hayward OMS 12		Army Guard	Hayward	1	19,454	1	19,454	8	8	11.1	0	12	0
NG Kenosha OMS 6		Army Guard	Kenosha	3	54,509	3	54,509	14	14	24.9	157	7	1
NG Madison 901		Army Guard	Madison	1	21,409	1	21,409	8	8	10.9	47	3	1
NG Madison OMS 9		Army Guard	Madison	3	79,759	3	79,759	18	18	40.0	356	11	1
NG Madison TAGO/STARC		Army Guard	Madison	2	165,656	2	165,656	16	16	78.7	390	166	107
NG Marshfield		Army Guard	Marshfield	2	46,496	2	46,496	10	10	22.5	124	0	0
NG Milwaukee OMS 3		Army Guard	Milwaukee	6	106,912	6	106,912	10	10	46.1	465	11	4
NG New Richmond		Army Guard	New Richmond	2	26,589	2	26,589	19	19	12.7	79	0	1
NG Oconomowoc		Army Guard	Oconomowoc	2	36,380	2	36,380	5	5	14.5	48	0	1
NG Onalaska		Army Guard	Onalaska	3	46,651	3	46,651	15	15	22.5	243	2	2
NG Oshkosh & FMS		Army Guard	Oshkosh	2	41,248	2	41,248	35	35	22.5	171	0	0
NG Richland Center		Army Guard	Richland Center	2	23,582	2	23,582	8	8	11.0	64	0	0
NG Spooner		Army Guard	Spooner	3	25,514	3	25,514	6	6	11.2	80	0	1
NG Superior		Army Guard	Superior	4	46,230	4	46,230	7	7	17.2	110	0	1
NG Sussex OMS 5		Army Guard	Sussex	3	51,263	3	51,263	15	15	25.0	268	7	0
NG Tomah		Army Guard	Tomah	3	22,984	3	22,984	5	5	12.1	113	4	0
NG Wausau OMS 13		Army Guard	Wausau	3	29,809	3	29,809	0	13	15.2	134	8	3
NG West Bend AASF 1 & Armory		Army Guard	West Bend	3	103,644	3	103,644	40	40	71.8	133	0	3
NG Whitewater OMS 8		Army Guard	Whitewater	3	46,713	3	46,713	10	10	21.7	104	10	0
NG WI Rapids OMS 14		Army Guard	Wisconsin Rapids	6	47,040	6	47,040	5	5	20.3	154	8	0
* OTHER SITE(S) : 46				80	752,784	83	873,839	3,429	3,463	397.1	2,997	90	20
Wisconsin Total:				216	2,605,060	219	2,726,115	3,827	3,874	1,265.2	7,697	486	177

Wyoming

MTCH Camp Guernsey		Army Guard	Guernsey	123	485,437	123	485,437	61,335	61,335	522.7	131	52	164
NG Casper		Army Guard	Casper	3	34,468	3	34,468	33	33	14.8	152	4	4
NG Cheyenne		Army Guard	Cheyenne	6	99,681	6	99,681	29	29	43.4	468	160	88
NG Cheyenne MAP		Army Guard	Cheyenne	2	47,309	2	47,309	34	34	30.4	0	0	0
NG Douglas		Army Guard	Douglas	1	23,015	1	23,015	8	8	10.7	59	0	1
NG Evanston		Army Guard	Evanston	3	26,162	3	26,162	5	5	12.2	39	12	1
NG Laramie		Army Guard	Laramie	2	35,773	2	35,773	11	11	17.9	180	11	2
NG Lovell		Army Guard	Lovell	3	27,049	3	27,049	5	5	11.4	93	24	1
NG Sheridan		Army Guard	Sheridan	3	29,611	3	29,611	9	9	13.1	115	5	2
NG Torrington		Army Guard	Torrington	3	55,931	3	55,931	5	5	24.0	89	0	1
* OTHER SITE(S) : 8				11	125,714	11	125,714	70	70	60.3	509	2	9

* All Locations that do not meet criteria of at least five (5) Acres AND at least \$5M PRV.

**State/Territories Army National Guard
Base Structure Report - As of 30 Sept 2009**

SITE	BRAC 2005	COMPONENT	NAME NEAREST CITY	BUILDINGS				STATE OWNED ACRES	TOTAL ACRES	PRV (\$M)	MIL	CIV	OTHER
				STATE OWNED		TOTAL							
				COUNT	SQFT	COUNT	SQFT						
			Wyoming Total:	160	990,150	160	990,150	61,544	61,544	760.8	1,835	270	273
			US/US Territories Total:	14,049	106,986,153	14,883	113,372,948	1,776,221	1,830,568	57,142.4	299,268	22,393	15,953

* All Locations that do not meet criteria of at least five (5) Acres AND at least \$5M PRV.

ACRONYMS

ACRONYM	DESCRIPTION	ACRONYM	DESCRIPTION
5AB	5th Army Battalion	CTA	Combined Training Area
AAA	Antiaircraft Artillery	CW2	Chief Warrant Officer 2
AAFES	Army and Air Force Exchange Service	CW4	Chief Warrant Officer 4
AAP	Army Ammunition Plant	DMNA	Division of Military and Naval Affairs
AAOF	Army Aviation Operations Facilities	DoD	Department of Defense
AASF	Army Aviation Support Facilities	DS	Direct Support
AB	Air Base	ECS	Equipment Concentration Site
AEC	Army Environmental Command	EOD	Explosive Ordnance Disposal
AF	Air Force	FH	Family Housing
ACUB	Army Compatible Use Buffer	FI	Field
AFB	Air Force Base	FISC	Fleet Industrial Supply Center
AFRC	Armed Forces Reserve Center	FL	Florida
AFS	Air Force Station	FMR	Florence Military Reservation
AFWTF	Atlantic Fleet Weapons Training Facility	FMS	Field Maintenance Site
AGS	Air Guard Station	FWAATS	Fixed Wing Aviation ARNG Aviation Training Site
AK	Alaska	GA	Georgia
ALDF	Advanced Lightning Direction Finder	HI	Hawaii
ALF	Auxiliary Landing Field	HAATS	High-Altitude Army Aviation Training Site
AMC	Army Medical Center	IAP	International Airport
AMIC	Acquisition Management Integration Center	ILS	Instrument Landing System
AMSA	Area Maintenance Support Activity	ITC	Infantry Training Center
ANG	Air National Guard	JA	Japan
ANGB	Air National Guard Base	JAFRC	Joint Armed Forces Reserve Center
ANGS	Air National Guard Station	JFHQ	Joint Force Headquarters
APT	Airport	JRB	Joint Reserve Base
ARNG	Army National Guard	LIFOC	Lease in Furtherance of Conveyance
ARS	Air Reserve Station	LS	Logistics Support
AS	Air Station	LTA	Land Training Area
ASW	Anti-Submarine Warfare	LTC	Lieutenant Colonel
AUTEC	Atlantic Undersea Test and Evaluation Center	MAP	Municipal Airport
AVCRAD	Aviation Classification Repair Activity Depot	MAP	Military Assistance Program
CA	California	MARBKS	Marine Barracks
CNIC	Commander Navy Installations Command	MARDIV	Marine Division
COE	Corps of Engineers	MAW	Military Air Wing
COMFLEACT	Commander Fleet Activities	MC	Marine Corps
CS	Caretaker Status	MCAGCC	Marine Corps Air Ground Combat Center
CSM	Command Sergeant Major	MCAR	Military Construction Army Reserve
CSMS	Combined Support Maintenance Shop	MCAS	Marine Corps Air Station
CSO	Caretaker Site Office	MCB	Marine Corps Base

ACRONYMS

ACRONYM	DESCRIPTION	ACRONYM	DESCRIPTION
MCLB	Marine Corps Logistics Base	NSGA	Naval Security Group Activity
MCRC	Marine Corps Reserve Center	NSWC	Naval Surface Warfare Center
MCSF	Marine Corps Support Facility	NSY	Naval Shipyard
MCSPTACT	Marine Corps Support Activity	NTC	Naval Training Center
MD	Maryland	NUWC	Naval Underwater Warfare Center
MG	Major General	NWIRP	Naval Weapons Industrial Reserve Plant
MHILL2	Maws Hill	NWS	Naval Weapons Station
MN	Minnesota	OLF	Outlying Landing Field
MSR	Missile Site Radar	OMS	Organizational Maintenance Shop
MTA	Military Training Area	OTS	Officer Training School
MTA-L	Major Training Area	POL	Petroleum, Oils and Lubricants
MTC	Materials Testing Center	PPV	Public Private Venture
MTCH	Maneuver Training Center - Heavy	PR	Puerto Rico
MVSB	Motor Vehicle Storage Building	PRV	Plant Replacement Value
MWTC	Mountain Warfare Training Center	PWC	Public Works Center
NARL	Navy Arctic Research Laboratory	QM	Quartermaster
NAS	Naval Air Station	RC	Reserve Center
NATO	North Atlantic Treaty Organization	RCTA	Regional Counterdrug Training Academy
NAVACT	Naval Activity	RPCS	Real Property Classification System
NAVPMOSSP	Naval Program Management Office, Strategic Systems Programs	RPI	Real Property Inventory
NAVPRO	Naval Plant Representative Office	RRC	Regional Readiness Command
NAVSUPPDET	Naval Support Detachment Monterey	RSC	Regional Support Command
NAWC-AD	Naval Air Warfare Center - Aircraft Division	RTI	Regional Training Institute
NAWCADLKE	Naval Air Warfare Center Aircraft Division Lakehurst	SDA	South Depot Annex
NAWS	Naval Air Weapons Station	SFG	Special Forces Group
NB	Naval Base	SHAPE	Supreme Headquarters Allied Powers, Europe
NDEPT	Department of the Navy	SMD	State Military Department
NEXRAD	Next Generation Radar	SMR	State Military Reservation
NF	Naval Facility	SPAWAR	Space and Naval Warfare Systems Center
NG	National Guard	SPAWARSYSCEN	Space and Naval Warfare Systems Center
NGB	National Guard Base	STARC	State Area Coordinators
NH	Naval Hospital	STG	Storage
NMCRC	Navy-Marine Corps Reserve Center	TA	Training Area
NMIC	National Maritime Intelligence Center	TAGO	Office of The Adjutant General
NOLF	Navy Outlying Field	TARDEC	Tank Automotive Research, Development and Engineering Center
NOSC	Navy Operational Support Center	TARS	Tethered Aerostat Radar System
NOTU	Naval Ordnance Test Unit	TS	Training Site
NS	Naval Station	USAR	US Army Reserve
NSA	Navy Support Activity	USARC	US Army Reserve Center

ACRONYMS

ACRONYM	DESCRIPTION
USPFO	United States Property and Fiscal Office
UTES	Unit Training Site
UTTR	Utah Test and Training Range
VLF	Very Low Frequency
VOR	Very High Frequency Omnidirectional Range Station
WA	Washington
WETS	Weekend Training Site
WMD	Weapons of Mass Destruction