

Enhancing the ODMR Signal of Organic Molecular Qubits

Yong Rui Poh,^{1,*} and Joel Yuen-Zhou^{1,*}

¹Department of Chemistry and Biochemistry, University of California San Diego, La Jolla, California 92093, USA

*Corresponding authors. Email addresses: ypoh@ucsd.edu (Y.R.P.); joelyuen@ucsd.edu (J.Y.-Z.)

Contents

S1 Rate equations for the microkinetic model	2
S2 Estimate of the maximum optical pump rate	2
S3 Results from ab initio calculations	3
S3.1 Benzyl- <i>p</i> -benzyl diradical	3
S3.2 PT ₂ TM- <i>p</i> -PT ₂ TM diradical	3
S3.3 Cl ₄ M- <i>p</i> -Cl ₄ M diradical	8
S3.4 PT ₂ TM-H monoradical	10

S1 Rate equations for the microkinetic model

The rate equations are

$$\frac{d}{dt}\mathbf{N} = \mathbf{KN}, \quad (\text{S1})$$

where

$$\mathbf{N} \equiv (n_{\text{GS}} \ n_{\text{GT0}} \ n_{\text{GT1}} \ n_{\text{CT}} \ n_{\text{ES}} \ n_{\text{ES}^*} \ n_{\text{ET0}} \ n_{\text{ET1}} \ n_{\text{ET}^*0} \ n_{\text{ET}^*1})^{\text{T}} \quad (\text{S2})$$

is a column vector containing the eigenstate populations, and

$$\mathbf{K} \equiv \text{diag} \left(\begin{array}{c} -2k_{\text{abs}} - 3k_{\text{decoh}} \\ -2k_{\text{abs}} - k_{\text{decoh}} - 2\kappa_{\text{decoh}} \\ -4k_{\text{abs}} - k_{\text{decoh}} - \kappa_{\text{decoh}} \\ -k_{\text{CT-GS}} - 4k_{\text{CT-ET}} - k_{\text{CT-GT}}/2 \\ -2k_{\text{ES-CT}} - 2k_{\text{ES-GT}} - 6k_{\text{decoh}} \\ -2k_{\text{VR}} - k_{\text{abs}} \\ -k_{\text{ET-GT}} - 2k_{\text{decoh}} - 4\kappa_{\text{decoh}} \\ -2k_{\text{ET-CT}} - k_{\text{ET-GS}} - 2k_{\text{ET-GT}} - 2k_{\text{decoh}} - 2\kappa_{\text{decoh}} \\ -2k_{\text{VR}} - k_{\text{abs}} \\ -4k_{\text{VR}} - 2k_{\text{abs}} \end{array} \right) + \left(\begin{array}{cccccccccc} 0 & k_{\text{decoh}} & k_{\text{decoh}} & k_{\text{CT-GS}} & 0 & k_{\text{abs}} & 0 & k_{\text{ET-GS}} & 0 & 0 \\ k_{\text{decoh}} & 0 & \kappa_{\text{decoh}} & k_{\text{CT-GT}}/2 & 0 & 0 & k_{\text{ET-GT}} & 0 & k_{\text{abs}} & 0 \\ 2k_{\text{decoh}} & 2\kappa_{\text{decoh}} & 0 & 0 & 2k_{\text{ES-GT}} & 0 & 0 & 2k_{\text{ET-GT}} & 0 & 2k_{\text{abs}} \\ 0 & 0 & 0 & 0 & 2k_{\text{ES-CT}} & 0 & 0 & 2k_{\text{ET-CT}} & 0 & 0 \\ 0 & 0 & 0 & 0 & 0 & 2k_{\text{VR}} & 2k_{\text{decoh}} & 2k_{\text{decoh}} & 0 & 0 \\ 2k_{\text{abs}} & 0 & 0 & 0 & 0 & 0 & 0 & 0 & 0 & 0 \\ 0 & 0 & 0 & 0 & 2k_{\text{decoh}} & 0 & 0 & 2\kappa_{\text{decoh}} & 2k_{\text{VR}} & 0 \\ 0 & 0 & 0 & 4k_{\text{CT-ET}} & 4k_{\text{decoh}} & 0 & 4\kappa_{\text{decoh}} & 0 & 0 & 4k_{\text{VR}} \\ 0 & 2k_{\text{abs}} & 0 & 0 & 0 & 0 & 0 & 0 & 0 & 0 \\ 0 & 0 & 4k_{\text{abs}} & 0 & 0 & 0 & 0 & 0 & 0 & 0 \end{array} \right) \quad (\text{S3})$$

is a matrix containing the rate constants. Note the factor of 1/2 accompanying $k_{\text{CT-GT}}$, which is needed because this ISC occurs only from the $^1\text{CT}_A$ state. Also, we have defined the diag operator by

$$\text{diag} (a_1, a_2, \dots, a_j, \dots)^{\text{T}} \equiv \left(\begin{array}{cccc} a_1 & & & \\ & a_2 & & \\ & & \ddots & \\ & & & a_j \\ & & & & \ddots \end{array} \right). \quad (\text{S4})$$

S2 Estimate of the maximum optical pump rate

We estimate the pump rate k_{abs} using the Einstein B coefficient to be

$$k_{\text{abs}} = \frac{e^2 \rho(\nu)}{4\epsilon_0 m_e h \nu} f_{\text{osc}}, \quad (\text{S5})$$

where ν and f_{osc} are the frequency and oscillator strength of the transition in question, and $\rho(\nu)$ is the spectral energy density of the radiation field at frequency ν . The remaining symbols are constants with e for the elementary charge, ϵ_0 for the vacuum permittivity, m_e for the electron mass, and h for the Planck constant. To obtain $\rho(\nu)$, we considered a teaching lab set-up [1], which focused a 532 nm Thorlabs DJ532-40 laser with a power P of 40 mW onto a diameter $2r$ of 10 μm . We further assumed the lineshape to be flat around the peak frequency and zero elsewhere; the linewidth $\delta\nu$ was estimated from the user manual to be around 30 MHz. Then, a crude estimate of $\rho(\nu)$ would be

$$\rho(\nu) \approx \frac{P}{c\pi r^2 \delta\nu} = 5.67 \times 10^{-8} \text{ J m}^{-3} \text{ Hz}^{-1}, \quad (\text{S6})$$

where c is the speed of light. Taking ν to be the frequency corresponding to 532 nm wavelength light, we obtain the following upper bound to the pump rate:

$$k_{\text{abs}} \lesssim (1.21 \times 10^{14} \text{ s}^{-1}) f_{\text{osc}}. \quad (\text{S7})$$

f_{osc} for the lowest-lying excitation of trityl-based radicals is typically around 0.01 [2], hence

$$k_{\text{abs}} \lesssim 10^{12} \text{ s}^{-1}. \quad (\text{S8})$$

S3 Results from ab initio calculations

S3.1 Benzyl-*p*-benzyl diradical

The triplet SCF calculation converged to an energy of -14692.84714 eV and an $\langle \mathbf{S}^2 \rangle$ value of 2.066128. The level of theory was UB3LYP-D3BJ/def2-SVP.

Relaxed geometry

C	0.00000	-0.00000	0.74467
C	0.85600	0.85600	1.46798
C	0.86047	0.86047	2.85451
C	0.00000	-0.00000	3.60202
C	-0.86047	-0.86047	2.85451
C	-0.85600	-0.85600	1.46798
C	0.00000	-0.00000	5.00984
C	0.00000	0.00000	-0.74467
C	-0.85600	0.85600	-1.46798
C	-0.86047	0.86047	-2.85451
C	0.00000	0.00000	-3.60202
C	0.86047	-0.86047	-2.85451
C	0.85600	-0.85600	-1.46798
C	0.00000	0.00000	-5.00984
H	1.53268	1.53268	3.39476
H	-1.53268	-1.53268	3.39476
H	1.52419	1.52419	0.91856
H	-1.52419	-1.52419	0.91856
H	0.66239	0.66239	5.57165
H	-0.66239	-0.66239	5.57165
H	-1.52419	1.52419	-0.91856
H	-1.53268	1.53268	-3.39476
H	1.53268	-1.53268	-3.39476
H	1.52419	-1.52419	-0.91856
H	0.66239	-0.66239	-5.57165
H	-0.66239	0.66239	-5.57165

S3.2 PT₂TM-*p*-PT₂TM diradical

At the UB3LYP-D3BJ/def2-SVP level, the triplet SCF calculation converged to an energy of -289833.13523 eV and an $\langle \mathbf{S}^2 \rangle$ value of 2.042099. At the UB3LYP/def2-SVPD level, the triplet SCF calculation converged

to an energy of -289830.85584 eV and an $\langle S^2 \rangle$ value of 2.042475, while the BS SCF calculation converged to an energy of -289830.85637 eV and an $\langle S^2 \rangle$ value of 1.043240.

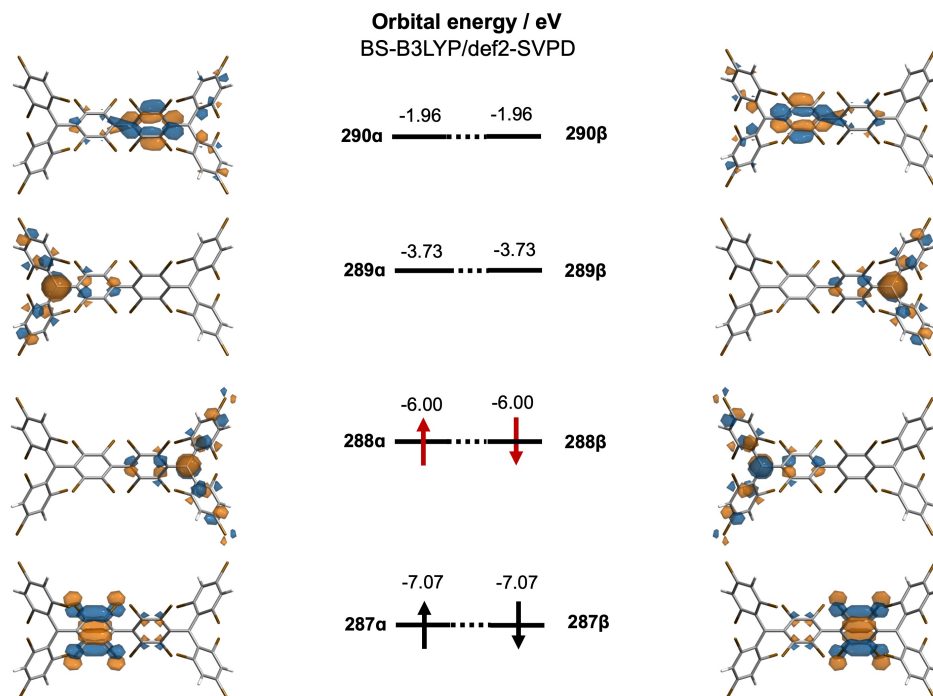


FIG. S1: Frontier MOs (isovalue = 0.040) of $PT_2TM-p-PT_2TM$ in the open-shell BS ground state, calculated at the BS-B3LYP/def2-SVPD level.

Optimised geometry

C	-0.00000574198939	0.00001886283277	-0.74318861439021
C	-0.82678095278225	-0.88014609927434	-1.45536400066426
Cl	-1.86258482682735	-1.95194106627830	-0.56444113784991
C	-0.83158350247726	-0.88052339029383	-2.85590319631644
Cl	-1.95524855748238	-1.91142816496441	-3.68705975754690
C	-0.00000581608866	0.00001070235900	-3.58709128147569
C	-0.0000299485762	0.0000270365669	-5.06000657824186
C	0.83157078934871	0.88055023033315	-2.85590840237393
Cl	1.95523778087506	1.91144805135712	-3.68707097425392
C	0.82676835945782	0.88018086804408	-1.45536905544954
Cl	1.86257456143681	1.95197859168642	-0.56445230199539
C	-0.00000217001731	0.00001886023804	0.74318883337673
C	-0.82677472934388	0.88018224539217	1.45536943291133
Cl	-1.86258005949903	1.95198119702163	0.56445301708662
C	-0.83157635775357	0.88055200382982	2.85590876820934
Cl	-1.95524159458849	1.91145152361032	3.68707165578374
C	-0.00000037868010	0.00001166522908	3.58709138684470
C	-0.00000217031194	0.00000400182907	5.06000668839507
C	0.83157573883127	-0.88052373037234	2.85590315107515
Cl	1.95523992781849	-1.91142956821651	3.68705956373061
C	0.82677228466328	-0.88014698607087	1.45536398549090
Cl	1.86257439566614	-1.95194342327608	0.56444084701128
C	0.17900551702102	1.26105603892104	5.78366664773472

C	1.18654999229765	2.19790973989786	5.43741456569588
Cl	2.34674782212454	1.83644445241497	4.18400725246410
C	1.35578328747814	3.40684333867228	6.10821255653891
C	0.50637407962282	3.71770775388578	7.17018267287389
Cl	0.70601325535163	5.22457207778832	8.01770385285598
C	-0.50173341875719	2.83484933278354	7.55989016889500
C	-0.65389520593741	1.63504372449640	6.86985291974398
Cl	-1.99962191524371	0.62889321298102	7.34263264520852
C	-0.17900731381876	-1.26105719724744	5.78365132901835
C	0.65389603742513	-1.63505770789699	6.86983115658126
Cl	1.99962002055447	-0.62890949357922	7.34262357276859
C	0.50173985908195	-2.83487427268144	7.55985059808921
C	-0.50636443216016	-3.71773102480600	7.17013096038665
Cl	-0.70599589518047	-5.22460914677200	8.01762938869358
C	-1.35577635243562	-3.40685394272176	6.10816672444608
C	-1.18654882214552	-2.19790949292590	5.43738678478131
Cl	-2.34674901230920	-1.83643049144512	4.18398555581708
C	-0.17900758247265	1.26105489983025	-5.78366697668087
C	0.65389622129251	1.63504114729646	-6.86985133538927
Cl	1.99962136494639	0.62888751881681	-7.34262894868841
C	0.50173892567358	2.83484762634097	-7.55988803632161
C	-0.50636691203772	3.71770851048111	-7.17018180219864
Cl	-0.70599985874512	5.22457422381186	-8.01770195128842
C	-1.35577896714643	3.40684562968217	-6.10821351254259
C	-1.18655038448497	2.19791090446352	-5.43741629119332
Cl	-2.34675149392943	1.83644779362864	-4.18401136732756
C	0.17900538028328	-1.26105804288897	-5.78365098915979
C	1.18655104625317	-2.19790638119409	-5.43738774456401
Cl	2.34675168860653	-1.83642266135838	-4.18398831465705
C	1.35578318435328	-3.40684960143919	-6.10816867440069
C	0.50637160709494	-3.71772954726441	-7.17013232856319
Cl	0.70600875240596	-5.22460635065789	-8.01763178908284
C	-0.50173704243424	-2.83487703443063	-7.55985028577585
C	-0.65389753780493	-1.63506141783068	-6.86983015992414
Cl	-1.99962641341773	-0.62891874914231	-7.34262045883576
H	2.15383251571159	4.08730443443524	5.81464959278671
H	-1.17756531411163	3.08516224915109	8.37639864788383
H	1.17757398010457	-3.08519688520980	8.37635426492385
H	-2.15382312551000	-4.08731387719391	5.81459441988635
H	1.17757314063382	3.08515940411222	-8.37639495110400
H	-2.15382680646866	4.08730873330317	-5.81465144967596
H	2.15383311378736	-4.08730637419219	-5.81459757501016
H	-1.17757097095111	-3.08520213298905	-8.37635336504712

Triplet excited states from UB3LYP/TDDFT/TDA/def2-SVPD

STATE 1: E= 0.093149 au 2.535 eV 20443.8 cm⁻¹ <S^{**2}> = 2.128548
 282b -> 288b : 0.057155 (c= 0.23907088)
 283b -> 287b : 0.083378 (c= 0.28875206)
 285b -> 288b : 0.348725 (c= -0.59052963)
 286b -> 287b : 0.457583 (c= 0.67644853)

STATE 2: E= 0.093205 au 2.536 eV 20456.0 cm⁻¹ <S^{**2}> = 2.128185

282b -> 287b : 0.063197 (c= -0.25138950)
 283b -> 288b : 0.083895 (c= -0.28964616)
 285b -> 287b : 0.397785 (c= 0.63070190)
 286b -> 288b : 0.400775 (c= -0.63306814)
 STATE 3: E= 0.096181 au 2.617 eV 21109.3 cm**-1 <S**2> = 2.169460
 287a -> 290a : 0.021460 (c= -0.14649167)
 288a -> 289a : 0.028774 (c= 0.16962792)
 277b -> 288b : 0.037751 (c= 0.19429633)
 281b -> 288b : 0.335959 (c= 0.57961952)
 284b -> 287b : 0.520854 (c= -0.72170183)
 STATE 4: E= 0.096859 au 2.636 eV 21258.1 cm**-1 <S**2> = 2.173917
 287a -> 289a : 0.038217 (c= 0.19549194)
 288a -> 290a : 0.035136 (c= -0.18744546)
 277b -> 287b : 0.033009 (c= -0.18168410)
 281b -> 287b : 0.373787 (c= -0.61138117)
 284b -> 288b : 0.465990 (c= 0.68263493)
 STATE 5: E= 0.096945 au 2.638 eV 21276.9 cm**-1 <S**2> = 2.150603
 287a -> 292a : 0.028892 (c= 0.16997656)
 288a -> 291a : 0.024328 (c= -0.15597515)
 282b -> 288b : 0.351610 (c= -0.59296688)
 283b -> 287b : 0.375825 (c= -0.61304560)
 285b -> 288b : 0.035408 (c= -0.18816884)
 286b -> 287b : 0.133565 (c= 0.36546515)
 STATE 6: E= 0.097079 au 2.642 eV 21306.4 cm**-1 <S**2> = 2.150283
 287a -> 291a : 0.024191 (c= -0.15553573)
 288a -> 292a : 0.030420 (c= 0.17441401)
 282b -> 287b : 0.378789 (c= 0.61545844)
 283b -> 288b : 0.344036 (c= 0.58654606)
 285b -> 287b : 0.054106 (c= 0.23260648)
 286b -> 288b : 0.119298 (c= -0.34539516)
 STATE 7: E= 0.104197 au 2.835 eV 22868.6 cm**-1 <S**2> = 2.125107
 287a -> 291a : 0.012208 (c= 0.11049073)
 288a -> 293a : 0.012435 (c= -0.11151433)
 279b -> 287b : 0.471603 (c= -0.68673332)
 280b -> 288b : 0.437931 (c= -0.66176332)
 282b -> 287b : 0.012287 (c= 0.11084545)
 STATE 8: E= 0.104205 au 2.836 eV 22870.3 cm**-1 <S**2> = 2.124973
 287a -> 293a : 0.012500 (c= -0.11180518)
 288a -> 291a : 0.012225 (c= 0.11056768)
 279b -> 288b : 0.434934 (c= 0.65949515)
 280b -> 287b : 0.474013 (c= 0.68848638)
 282b -> 288b : 0.011371 (c= -0.10663722)
 283b -> 287b : 0.011275 (c= -0.10618423)

 ABSORPTION SPECTRUM VIA TRANSITION ELECTRIC DIPOLE MOMENTS

State	Energy (cm-1)	Wavelength (nm)	fosc	T2 (au**2)	TX (au)	TY (au)	TZ (au)
1	20443.8	489.1	0.003282776	0.05286	0.22991	-0.00163	-0.00000
2	20456.0	488.9	0.019409525	0.31237	-0.00069	-0.55890	0.00005
3	21109.3	473.7	0.060043138	0.93641	-0.00003	0.00005	-0.96768
4	21258.1	470.4	0.000000020	0.00000	0.00016	-0.00052	-0.00009

5	21276.9	470.0	0.000801065	0.01239	0.11133	0.00083	-0.00019
6	21306.4	469.3	0.061450615	0.94949	-0.00010	0.97442	0.00010
7	22868.6	437.3	0.005164043	0.07434	-0.00696	-0.27257	0.00004
8	22870.3	437.2	0.011462876	0.16501	0.40618	-0.00466	0.00004

Singlet excited states from BS-B3LYP/TDDFT/TDA/def2-SVPD

STATE 1: E= 0.072498 au 1.973 eV 15911.4 cm⁻¹ <S^{**2}> = 0.182750
 287a -> 288a : 0.440292 (c= 0.66354522)
 287b -> 288b : 0.555762 (c= -0.74549461)

STATE 2: E= 0.072512 au 1.973 eV 15914.6 cm⁻¹ <S^{**2}> = 0.181942
 287a -> 288a : 0.555944 (c= -0.74561668)
 287b -> 288b : 0.440475 (c= -0.66368284)

STATE 3: E= 0.093217 au 2.537 eV 20458.7 cm⁻¹ <S^{**2}> = 1.128499
 284a -> 288a : 0.074182 (c= 0.27236462)
 285a -> 288a : 0.059299 (c= 0.24351293)
 286a -> 288a : 0.349276 (c= 0.59099606)
 284b -> 288b : 0.071064 (c= -0.26657893)
 285b -> 288b : 0.056877 (c= 0.23848921)
 286b -> 288b : 0.334941 (c= -0.57874068)

STATE 4: E= 0.093249 au 2.537 eV 20465.8 cm⁻¹ <S^{**2}> = 1.129617
 284a -> 288a : 0.073716 (c= 0.27150602)
 285a -> 288a : 0.057721 (c= 0.24025234)
 286a -> 288a : 0.331261 (c= 0.57555284)
 284b -> 288b : 0.076815 (c= 0.27715504)
 285b -> 288b : 0.060221 (c= -0.24540067)
 286b -> 288b : 0.345538 (c= 0.58782483)

STATE 5: E= 0.096325 au 2.621 eV 21140.9 cm⁻¹ <S^{**2}> = 1.166153
 278a -> 288a : 0.012457 (c= 0.11160882)
 281a -> 288a : 0.078066 (c= 0.27940275)
 283a -> 288a : 0.352531 (c= -0.59374329)
 287a -> 289a : 0.020073 (c= -0.14168042)
 278b -> 288b : 0.012411 (c= 0.11140512)
 281b -> 288b : 0.078090 (c= 0.27944607)
 283b -> 288b : 0.351778 (c= -0.59310870)
 287b -> 289b : 0.020113 (c= -0.14182153)

STATE 6: E= 0.096800 au 2.634 eV 21245.1 cm⁻¹ <S^{**2}> = 1.175258
 281a -> 288a : 0.076101 (c= 0.27586331)
 283a -> 288a : 0.343482 (c= -0.58607367)
 287a -> 289a : 0.031310 (c= 0.17694758)
 281b -> 288b : 0.076389 (c= -0.27638594)
 283b -> 288b : 0.343945 (c= 0.58646847)
 287b -> 289b : 0.031262 (c= -0.17681019)

STATE 7: E= 0.097041 au 2.641 eV 21298.0 cm⁻¹ <S^{**2}> = 1.150917
 284a -> 288a : 0.359091 (c= -0.59924219)
 286a -> 288a : 0.087502 (c= 0.29580779)
 287a -> 291a : 0.024935 (c= 0.15790760)
 284b -> 288b : 0.353061 (c= -0.59418932)
 286b -> 288b : 0.086024 (c= 0.29329775)
 287b -> 291b : 0.025363 (c= -0.15925665)

STATE 8: E= 0.097082 au 2.642 eV 21307.0 cm⁻¹ <S^{**2}> = 1.151071
 284a -> 288a : 0.354277 (c= 0.59521151)

```

286a -> 288a :    0.084660 (c= -0.29096448)
287a -> 291a :    0.026324 (c=  0.16224807)
284b -> 288b :    0.360305 (c= -0.60025406)
286b -> 288b :    0.086093 (c=  0.29341546)
287b -> 291b :    0.025886 (c=  0.16089062)
STATE 9: E= 0.104217 au  2.836 eV   22872.9 cm**-1 <S**2> =  1.125907
280a -> 288a :    0.511958 (c=  0.71551211)
284a -> 288a :    0.012066 (c=  0.10984483)
280b -> 288b :    0.397747 (c= -0.63067226)
287b -> 291b :    0.011606 (c= -0.10773213)
STATE 10: E= 0.104226 au  2.836 eV   22875.0 cm**-1 <S**2> =  1.125839
280a -> 288a :    0.397434 (c= -0.63042366)
287a -> 291a :    0.011375 (c= -0.10665240)
280b -> 288b :    0.511638 (c= -0.71528872)
284b -> 288b :    0.012492 (c= -0.11176961)

```

ABSORPTION SPECTRUM VIA TRANSITION ELECTRIC DIPOLE MOMENTS

State	Energy (cm-1)	Wavelength (nm)	fosc	T2 (au**2)	TX (au)	TY (au)	TZ (au)
1	15911.4	628.5	0.000009813	0.00020	-0.00000	0.00000	0.01425
2	15914.6	628.4	0.002904789	0.06009	-0.00000	-0.00000	0.24513
3	20458.7	488.8	0.019443057	0.31287	0.00239	-0.55934	0.00004
4	20465.8	488.6	0.003239369	0.05211	0.22820	0.00583	0.00000
5	21140.9	473.0	0.059563393	0.92754	0.00002	0.00005	0.96309
6	21245.1	470.7	0.000000015	0.00000	-0.00002	0.00028	-0.00040
7	21298.0	469.5	0.000872328	0.01348	0.11605	0.00413	-0.00012
8	21307.0	469.3	0.061700546	0.95333	0.00049	-0.97638	-0.00000
9	22872.9	437.2	0.005190136	0.07470	-0.02564	0.27211	-0.00002
10	22875.0	437.2	0.011509315	0.16564	0.40663	0.01714	0.00004

S3.3 Cl₄M-*p*-Cl₄M diradical

The triplet SCF calculation converged to an energy of -114701.41640 eV and an $\langle \mathbf{S}^2 \rangle$ value of 2.075353. The level of theory was UB3LYP-D3BJ/def2-SVP.

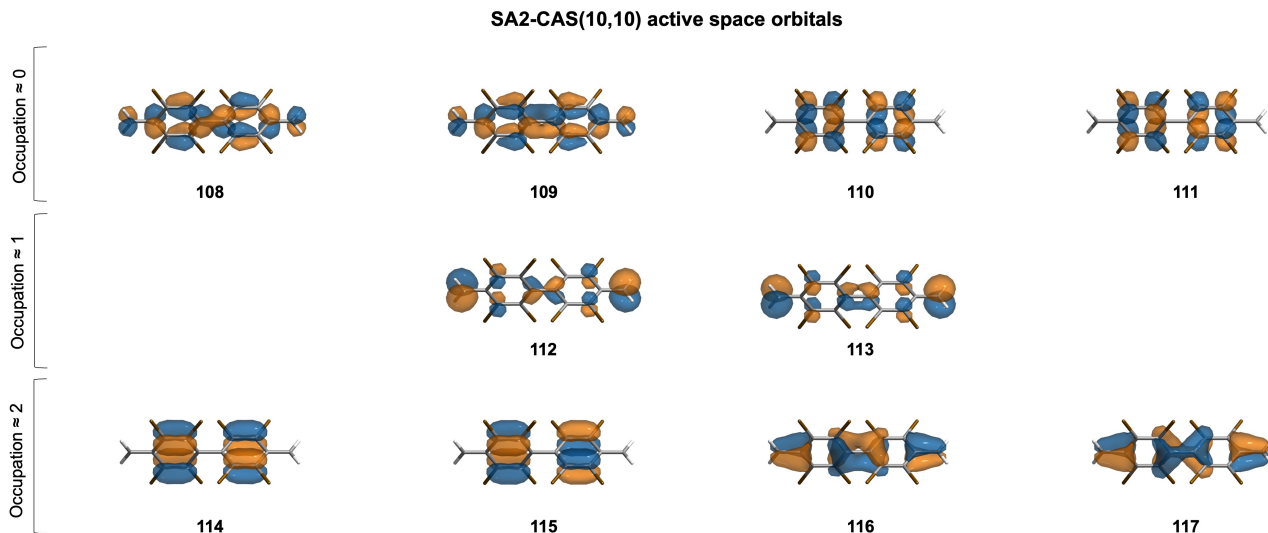


FIG. S2: Active space MOs (isovalue = 0.040) of $\text{Cl}_4\text{M-}p\text{-Cl}_4\text{M}$ from a CASSCF(10,10)/def2-SVPD calculation state-averaged over the triplet and singlet ground states (i.e. SA2).

Table S1: Excited-state properties of $\text{Cl}_4\text{M-}p\text{-Cl}_4\text{M}$, calculated at the SA2-CASSCF(10,10)/CASCI/SC-NEVPT2/def2-SVPD level. The triplet and singlet LE_{B_2} states are dominated by the following transitions: $114 \rightarrow 113$, $115 \rightarrow 112$, $113 \rightarrow 111$, $112 \rightarrow 110$. The triplet and singlet LE_{B_3} states are dominated by the following transitions: $114 \rightarrow 112$, $115 \rightarrow 113$, $112 \rightarrow 111$, $113 \rightarrow 110$.

Triplets		Singlets	
Energy / eV	Assignment	Energy / eV	Assignment
0.006	${}^3\text{GS}_{B_1}$	0.000	${}^1\text{GS}_A$
		1.617	${}^1\text{CT}_A$
		1.622	${}^1\text{CT}_{B_1}$
2.604	${}^3\text{LE}_{B_2}$	2.612	${}^1\text{LE}_{B_2}$
2.604	${}^3\text{LE}_{B_3}$	2.612	${}^1\text{LE}_{B_3}$

Optimised geometry

C	0.00000041285253	0.00000029555640	0.74297677529495
C	0.85732573641907	0.85732631288620	1.46036723377016
C	0.86449831678849	0.86449897249083	2.85373875414654
Cl	1.93779307205256	1.93779488416541	3.69549743130807
C	-0.00000014382067	-0.00000005359037	3.61203276227255
C	-0.00000040175185	-0.00000028309773	5.01220248078794
C	-0.86449833501065	-0.86449887424287	2.85373817543095
Cl	-1.93779341609317	-1.93779493750990	3.69549621346067
C	-0.85732522342353	-0.85732588248186	1.46036665514901
Cl	1.90872191143777	1.90872327279931	0.56204835859350
Cl	-1.90872102502467	-1.90872254490025	0.56204699493039
H	0.66403776579042	0.66403836065583	5.56214484145260
H	-0.66403867943697	-0.66403921249331	5.56214434734771
C	0.00000059154361	0.00000047708230	-0.74297680842324
C	-0.85732498072283	0.85732650236958	-1.46036693763725
Cl	-1.90872068612633	1.90872347952667	-0.56204752525952

C	-0.86449821272356	0.86449900828024	-2.85373843687065
Cl	-1.93779350464977	1.93779467711227	-3.69549669018358
C	-0.00000016226542	-0.00000015609920	-3.61203278430882
C	-0.00000070594291	-0.00000065316442	-5.01220250752925
C	0.86449845299473	-0.86449884127681	-2.85373851575171
Cl	1.93779309206189	-1.93779501603972	-3.69549697710167
C	0.85732597981825	-0.85732568976200	-1.46036699911219
Cl	1.90872202824070	-1.90872234501100	-0.56204762706680
H	0.66403725680076	-0.66403966557926	-5.56214462005595
H	-0.66403913980843	0.66403791232367	-5.56214459464441

S3.4 PT₂TM-H monoradical

The doublet SCF calculation converged to an energy of -144932.58265 eV and an $\langle S^2 \rangle$ value of 0.770696. The level of theory was UB3LYP-D3BJ/def2-SVP.

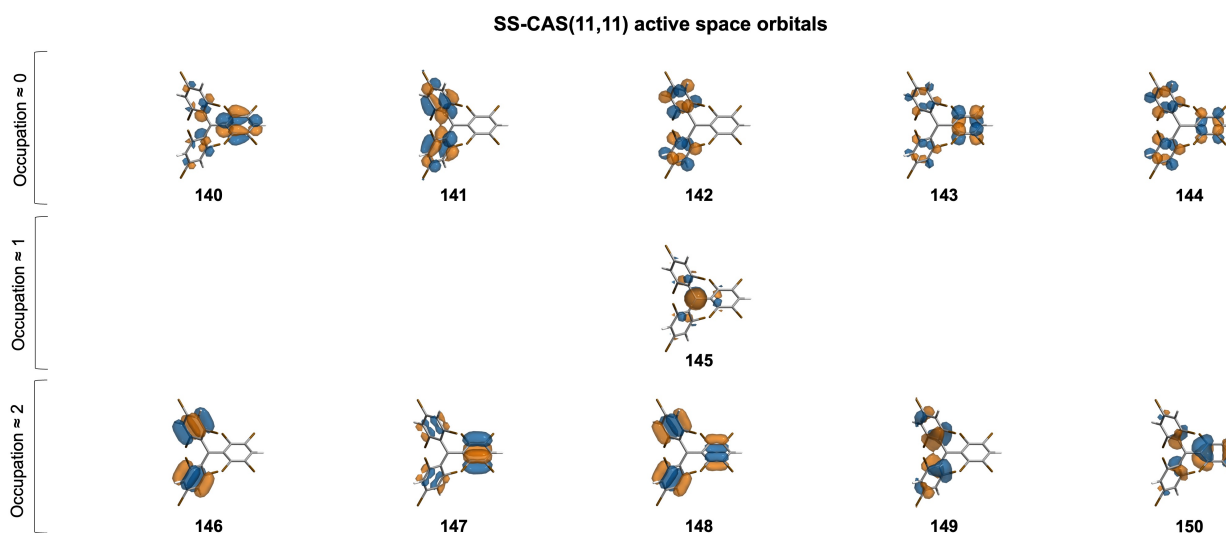


FIG. S3: Active space MOs (isovalue = 0.040) of PT₂TM-H from a CASSCF(11,11)/def2-SVPD calculation state-specific to the ground doublet.

Table S2: Excited-state properties of PT₂TM-H, calculated at the SS-CASSCF(11,11)/CASCI/SC-NEVPT2/def2-SVPD level.

Energy / eV	Main contribution	Assignment
0.000	–	² GS _B
2.780	147 → 145	² LE _A
2.988	146 → 145	² LE _B
3.078	149 → 145	² LE _A
3.296	150 → 145	² LE _B

Optimised geometry

C	-0.00000100878170	0.00000169583685	4.12761634902078
C	-0.85851151864839	-0.84825523996764	3.42970609427926

Cl	-1.92674366505162	-1.87460275292160	4.33649252936941
C	-0.86593552020095	-0.85043019279702	2.02751198441216
Cl	-2.02880823448355	-1.83842286789924	1.19812103091070
C	0.00000078223341	-0.00000051292764	1.29728867140791
C	0.00000068858206	-0.00000072793933	-0.17626186450116
C	0.86593621128483	0.85043028720999	2.02751182881201
Cl	2.02880918443113	1.83842267932249	1.19812093592387
C	0.85851038281088	0.84825754834784	3.42970593743530
Cl	1.92674044220314	1.87460731220680	4.33649225374461
H	-0.00000190376054	0.00000268662313	5.21685381496298
C	-0.12598996386433	1.26578433548672	-0.90410738379568
C	0.72838903626060	1.60545985538092	-1.98454582181853
Cl	2.04360888115442	0.55206219939831	-2.43980438625745
C	0.62212380120034	2.80591663776188	-2.68244689972772
C	-0.35989860412666	3.72341732904067	-2.30653883135869
Cl	-0.50466198860348	5.23000087113262	-3.16590016424509
C	-1.22733044492931	3.44765896661459	-1.24944541387940
C	-1.10390077055072	2.23733510764173	-0.57129516226888
Cl	-2.28661969547178	1.91766442755174	0.67187747918888
C	0.12599048854006	-1.26578580916702	-0.90410764623741
C	1.10390190812176	-2.23733651837442	-0.57129696102111
Cl	2.28662214563588	-1.91766617759692	0.67187451667678
C	1.22733129011585	-3.44765996512256	-1.24944800338326
C	0.35989862743596	-3.72341798012113	-2.30654085170079
Cl	0.50466181794816	-5.23000100911267	-3.16590313167695
C	-0.62212426204596	-2.80591724030012	-2.68244763865872
C	-0.72838916842485	-1.60546084978066	-1.98454578265692
Cl	-2.04360934075232	-0.55206304737579	-2.43980314450043
H	1.31251887555110	3.02906092760722	-3.49460860037946
H	-2.00486979890244	4.15580546212846	-0.96671010777986
H	2.00487110610469	-4.15580639100197	-0.96671381080138
H	-1.31251978101571	-3.02906104688623	-3.49460909226058

References

- [1] H. Zhang, C. Belvin, W. Li, J. Wang, J. Wainwright, R. Berg, and J. Bridger, *American Journal of Physics* **86**, 225 (2018).
- [2] Y. R. Poh, D. Morozov, N. P. Kazmierczak, R. G. Hadt, G. Groenhof, and J. Yuen-Zhou, *Journal of the American Chemical Society* **146**, 15549 (2024).