

# LONG-SEQUENCE RECOMMENDATION MODELS NEED DECOUPLED EMBEDDINGS

Ningya Feng<sup>1\*</sup>, Junwei Pan<sup>2\*</sup>, Jialong Wu<sup>1\*</sup>, Baixu Chen<sup>1</sup>, Ximei Wang<sup>2</sup>, Qian Li<sup>2</sup>, Xian Hu<sup>2</sup>  
 Jie Jiang<sup>2</sup>, Mingsheng Long<sup>1</sup>✉

<sup>1</sup>School of Software, BNRist, Tsinghua University, China <sup>2</sup>Tencent Inc, China  
 fny21@mails.tsinghua.edu.cn, jonaspan@tencent.com, wujialong0229@gmail.com  
 mingsheng@tsinghua.edu.cn

## ABSTRACT

Lifelong user behavior sequences, comprising up to tens of thousands of history behaviors, are crucial for capturing user interests and predicting user responses in modern recommendation systems. A two-stage paradigm is typically adopted to handle these long sequences: a few relevant behaviors are first searched from the original long sequences via an attention mechanism in the first stage and then aggregated with the target item to construct a discriminative representation for prediction in the second stage. In this work, we identify and characterize, for the first time, a neglected deficiency in existing long-sequence recommendation models: a single set of embeddings struggles with learning both attention and representation, leading to interference between these two processes. Initial attempts to address this issue using linear projections—a technique borrowed from language processing—proved ineffective, shedding light on the unique challenges of recommendation models. To overcome this, we propose the Decoupled Attention and Representation Embeddings (DARE) model, where two distinct embedding tables are initialized and learned separately to fully decouple attention and representation. Extensive experiments and analysis demonstrate that DARE provides more accurate search of correlated behaviors and outperforms baselines with AUC gains up to 9% on public datasets and notable online system improvements. Furthermore, decoupling embedding spaces allows us to reduce the attention embedding dimension and accelerate the search procedure by 50% without significant performance impact, enabling more efficient, high-performance online serving.

## 1 INTRODUCTION

In recommendation systems, content providers must deliver well-suited items to diverse users. To enhance user engagement, the provided items should align with user interests, as evidenced by their clicking behaviors. Thus, the Click-Through Rate (CTR) prediction for target items has become a fundamental task. Accurate predictions rely heavily on effectively capturing user interests as reflected in their history behaviors. Previous research has shown that longer user histories facilitate more accurate predictions (Pi et al., 2020). Consequently, long-sequence recommendation models have attracted significant research interest in recent years (Chen et al., 2021; Cao et al., 2022).

In online services, system response delays can severely disrupt the user experience, making efficient handling of long sequences within a limited time crucial. A general paradigm employs a two-stage process (Pi et al., 2020): *search* (a.k.a. General Search Unit) and *sequence modeling* (a.k.a. Exact Search Unit). This method relies on two core modules: the *attention* module<sup>1</sup>, which measures the target-behavior correlation, and the *representation* module, which generates a discriminative representation of behaviors. The search stage uses the attention module to retrieve the top-k relevant behaviors, constructing a shorter sub-sequence from the original long behavior sequence<sup>2</sup>. The

\*Equal contribution. Work was done while Ningya Feng and Baixu Chen were interns at Tencent.

<sup>1</sup>In this paper, “attention” refers to attention scores—the softmax output that weights each behavior.

<sup>2</sup>The search stage can also be “hard” selecting behaviors by category, but we focus on soft search based on learned correlations for better user interest modeling.

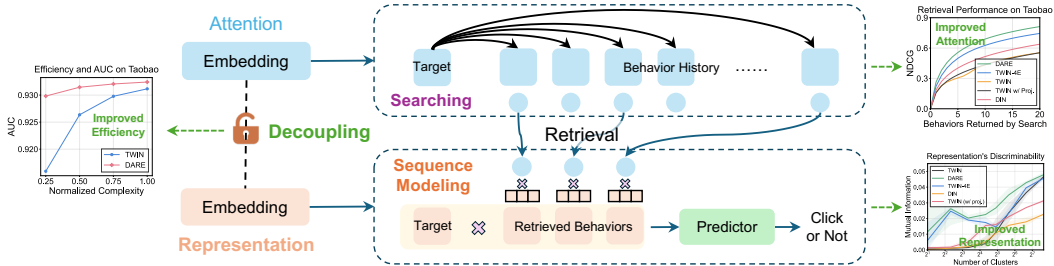


Figure 1: Overview of our work. During search, only a limited number of important behaviors are retrieved according to their attention scores. During sequence modeling, the selected behaviors are aggregated into a discriminative representation for prediction. Our DARE model decouples the embeddings used in attention calculation and representation aggregation, effectively resolving their conflict and leading to improved performance and faster inference speed.

sequence modeling stage then relies on both modules to predict user responses by aggregating behavior representations in the sub-sequence based on their attention, thus extracting a discriminative representation involving both behaviors and the target. Existing works widely adopt this effective paradigm (Pi et al., 2020; Chang et al., 2023; Si et al., 2024).

Attention is critical in the long-sequence recommendation, as it not only models the importance of each behavior for sequence modeling but, more importantly, *determines which behaviors are selected in the search stage*. However, in most existing works, the attention and representation modules share the same embeddings despite serving distinct functions—one learning correlation scores, the other learning discriminative representations. Our analysis reveals that, unfortunately, gradients of these shared embeddings are dominated by representation learning during training, and more concerning, gradient directions from two modules tend to conflict with each other. As a result, attention fails to capture behavior importance accurately, causing *key behaviors to be mistakenly filtered out during the search stage* (as shown in Sec. 4.3). Furthermore, gradient conflicts also degrade the discriminability of the representations (as shown in Sec. 4.4).

Inspired by the use of separate query, key (for attention), and value (for representation) projection matrices in the original self-attention mechanism (Vaswani et al., 2017), we experimented with attention- and representation-specific projections in recommendation models, aiming to resolve conflicts between these two modules. However, this approach did not yield positive results and led to over-confidence in attention (as shown in Sec. 2.3). Through insightful empirical analysis, we hypothesize that the failure is due to the significantly lower capacity (i.e., fewer parameters) of the projection matrices in recommendation models compared to those in natural language processing (NLP). This limitation is difficult to overcome, as it stems from the low embedding dimension imposed by interaction collapse theory (Guo et al., 2023).

To address these issues, we propose the Decoupled Attention and Representation Embeddings (DARE) model, which completely decouples these two modules at the embedding level by using two independent embedding tables—one for attention and the other for representation. This decoupling allows us to fully optimize attention to capture correlation and representation to enhance discriminability. Furthermore, by separating the embeddings, we can accelerate the search stage by 50% by reducing the attention embedding dimension to half, with minimal impact on performance. On the public Taobao and Tmall long-sequence datasets, DARE outperforms the state-of-the-art TWIN model across all embedding dimensions, achieving AUC improvements of up to 9%. Online evaluation on one of the world’s largest online advertising platforms achieves a 1.47% lift in GMV (Gross Merchandise Value). Our contribution can be summarized as follows:

- We identify the issue of interference between attention and representation learning in existing long-sequence recommendation models and demonstrate that linear projections borrowed from NLP fail to decouple these two modules effectively.
- We propose the DARE model, which uses module-specific embeddings to fully decouple attention and representation. Our comprehensive analysis shows that our model significantly improves attention accuracy and discriminability of representations.

- Our model achieves state-of-the-art on two public datasets and gets a 1.47% GMV lift in one of the world’s largest recommendation systems. Additionally, our method can largely accelerate the search stage by reducing decoupled attention embedding size.

## 2 AN IN-DEPTH ANALYSIS INTO ATTENTION AND REPRESENTATION

In this section, we first review the general formulation for long-sequence recommendation. Then, we analyze the training of shared embeddings, highlighting the domination and conflict of gradients from the attention and representation modules. Finally, we explore why straightforward approaches using module-specific projection matrices fail to address the issue.

### 2.1 PRELIMINARIES

**Problem formulation.** We consider the fundamental task, Click-Through Rate (CTR) prediction, which aims to predict whether a user will click a specific target item based on the user’s behavior history. This is typically formulated as binary classification, learning a predictor  $f : \mathcal{X} \mapsto [0, 1]$  given a training dataset  $\mathcal{D} = \{(\mathbf{x}_1, y_1), \dots, (\mathbf{x}_{|\mathcal{D}|}, y_{|\mathcal{D}|})\}$ , where  $\mathbf{x}$  contains a sequence of items representing behavior history and another single item representing the target.

**Long-sequence recommendation model.** To satisfy the strictly limited inference time in online services, current long-sequence recommendation models generally construct a short sequence first by retrieving top-k correlated behaviors. The attention scores are measured by the scaled dot product of behavior and target embedding. Formally, the  $i$ -th history behavior and target  $t$  is embedded into  $\mathbf{e}_i$  and  $\mathbf{v}_t \in \mathbb{R}^d$ , and without loss of generality,  $1, 2, \dots, K = \text{argsort}(\langle \mathbf{e}_i, \mathbf{v}_t \rangle, i \in [1, N])$ , where  $\langle \cdot, \cdot \rangle$  stands for dot product. Then the weight of each behavior  $w_i$  is calculated using softmax function:  $w_i = \frac{e^{\langle \mathbf{e}_i, \mathbf{v}_t \rangle / \sqrt{d}}}{\sum_{j=1}^K e^{\langle \mathbf{e}_j, \mathbf{v}_t \rangle / \sqrt{d}}}$ . Finally, the representations of retrieved behaviors are compressed into  $\mathbf{h} = \sum_{i=1}^K w_i \cdot \mathbf{e}_i$ . TWIN (Chang et al., 2023) follows this structure and achieves state-of-the-art performance through exquisite industrial optimization.

### 2.2 GRADIENT ANALYSIS OF DOMINATION AND CONFLICT

The attention and representation modules have distinct goals: the former focuses on learning correlation scores for behaviors, while the latter focuses on learning discriminative (i.e., separable) representations in a high-dimensional space. However, current methods use a shared embedding for both tasks, which may prevent either from being fully achieved. To validate this assumption, we analyze the gradients from both modules on the shared embeddings.

**Experimental validation.** We empirically observe the gradients back propagated to the embeddings from the attention and representation modules. Comparing their norms, we find that gradients from the representation are *five times* larger, **dominating** those from attention, as demonstrated in Fig. 2. Then, we further explore whether they can be consistent with each other by analyzing gradient directions. Unfortunately, results show that in nearly two-thirds of cases, the cosine of their angles is negative, indicating the **conflict** between them, as shown in Fig. 3. In summary, the attention module and representation modules optimize the embedding table towards different directions with varying intensities during training, causing attention to lose correlation accuracy and representation to fail to fully fulfill its discriminability. No-

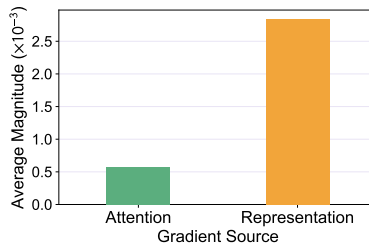


Figure 2: The magnitude of embedding gradients from the attention and representation modules.

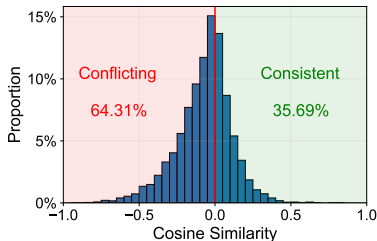


Figure 3: The cosine angles of gradients from two modules.

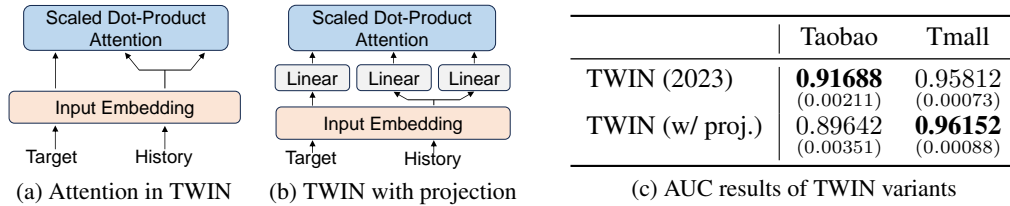


Figure 4: Illustration and evaluation for adopting linear projections. (a-b) The attention module in original TWIN and after adopting linear projections. (c) Performance of TWIN variants. Adopting linear projections causes an AUC drop of nearly 2% on Taobao.

tably, due to domination, such influence is more severe to attention, as indicated by the poor learned correlation between categories in Sec. 4.3.

*Finding 1. The embedding gradients are typically dominated by the representation module. Furthermore, gradients from the attention and representation modules tend to conflict.*

### 2.3 RECOMMENDATION MODELS CALL FOR MORE POWERFUL DECOUPLING METHODS

#### Linear projections would cause dispersed distribution of attention score.

To address such conflict, a straightforward approach is to use separate projections for attention and representation, mapping the original embeddings into two new decoupled spaces. This is adopted in the standard self-attention mechanism (Vaswani et al., 2017), which introduces query, key (for attention), and value projection matrices (for representation). Inspired by this, we propose a variant of TWIN that utilizes linear projections to decouple attention and representation modules, named TWIN w/ proj.. The comparison with the original TWIN structure is shown in Fig. 4a and 4b. Surprisingly, *linear projection, which works well in NLP, loses efficacy in recommendation systems*, leading to negative performance impact, as shown in Tab. 4c. An analysis of attention logits distribution in Fig. 5 shows that the logits of the TWIN w/ proj have a very dispersed distribution. For more analysis, refer to Sec. 4.3.

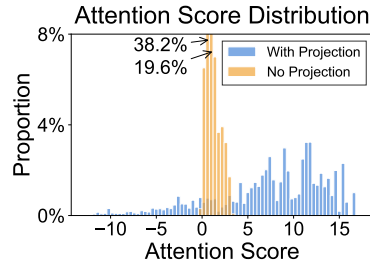


Figure 5: The dispersed distribution of attention scores in TWIN w/ proj.

#### Larger embedding dimension makes linear projection effective in NLP.

The failure of introducing projection matrices makes us wonder why it works well in NLP but not in recommendation. One possible reason is that the relative capacity of projection matrices regarding the token numbers in NLP is usually large, e.g., with an embedding dimension of 4096 in LLaMA3.1 (Dubey et al., 2024), there are around 16 million parameters ( $4096 \times 4096 = 16,777,216$ ) in each projection matrix to map only 128,000 tokens in the vocabulary. To validate our hypothesis, we conduct a synthetic experiment in NLP using nanoGPT (Andrej) with the Shakespeare dataset. In particular, we decrease its embedding dimension from 128 to 2 and check the performance gap between two models with/without projection matrix. As shown in Fig. 6, we observe that when the matrix has enough capacity, i.e., the embedding dimension is larger than 16, projection leads to significantly less loss. However, when the matrix capacity is further reduced, the gap vanishes. Our experiment indicates that projection matrix only works with enough capacity.

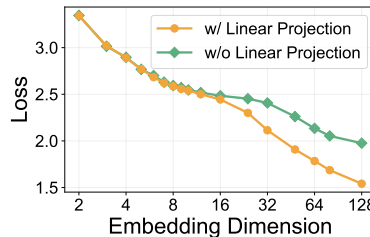


Figure 6: The influence of linear projections with different embedding dimensions in NLP.

**Limited embedding dimension makes linear projections fail in recommendation.** In contrast, due to the interaction collapse theory (Guo et al., 2023), the embedding dimension in recommendation is usually no larger than 200, leading to only up to 40000 parameters for each matrix to map

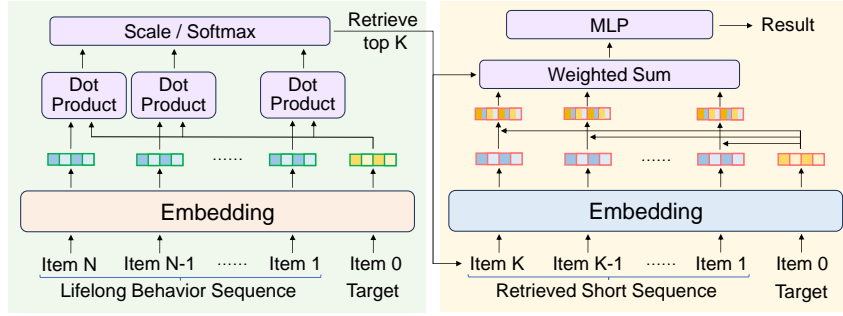


Figure 7: Architecture of the proposed DARE model. One embedding is responsible for attention, learning the correlation between the target and history behaviors, while another is responsible for representation, learning discriminative representations for prediction. Decoupling these two embeddings allows us to resolve the conflict between the two modules.

millions to billions of IDs. Therefore, *the projection matrices in recommendation never get enough capacity, making them unable to decouple attention and representation.*

*Finding 2. The linear projection matrices fail to decouple attention and representation in recommendation models due to limited capacity.*

### 3 DARE: DECOUPLED ATTENTION AND REPRESENTATION EMBEDDINGS

In the above analysis, we find that using projection matrices is insufficient to decouple the attention and representation. To this end, we propose to decouple these two modules at the embedding level; that is, we employ two embedding tables, one for attention ( $\mathbf{E}^{\text{Att}}$ ) and another for representation ( $\mathbf{E}^{\text{Repr}}$ ). With gradient back propagated to different embedding tables, our method has the potential to fully resolve the gradient domination and conflict between these two modules. We introduce our model specifically in this section and verify its advantage by experiments in the next section.

#### 3.1 ATTENTION EMBEDDING

Attention measures the correlation between history behaviors and the target (Zhou et al., 2018). Following the common practice, we use the scaled dot-product function (Vaswani et al., 2017). Mathematically, the  $i$ -th history behavior  $i$  and target  $t$ , are embedded into  $e_i^{\text{Att}}, v_t^{\text{Att}} \sim \mathbf{E}^{\text{Att}}$ , where  $\mathbf{E}^{\text{Att}}$  is the attention embedding table. After retrieval  $1, 2, \dots, K = \text{argsort}(\langle e_i, v_t \rangle, i \in [1, N])$  their weight  $w_i$  is formalized as:

$$w_i = \frac{e^{\langle e_i^{\text{Att}}, v_t^{\text{Att}} \rangle / \sqrt{|\mathbf{E}^{\text{Att}}|}}}{\sum_{j=1}^K e^{\langle e_j^{\text{Att}}, v_t^{\text{Att}} \rangle / \sqrt{|\mathbf{E}^{\text{Att}}|}}}, \quad (1)$$

where  $\langle \cdot, \cdot \rangle$  stands for dot product and  $|\mathbf{E}^{\text{Att}}|$  stands for the embedding dimension.

#### 3.2 REPRESENTATION EMBEDDING

In the representation part, another embedding table  $\mathbf{E}^{\text{Repr}}$  is used, where  $i$  and  $t$  is embedded into  $e_i^{\text{Repr}}, v_t^{\text{Repr}} \sim \mathbf{E}^{\text{Repr}}$ . Most existing methods multiply the attention weight with the representation of each retrieved behavior and then concatenate it with the embedding of the target as the input of Multi-Layer Perceptron (MLP):  $[\sum_i w_i e_i, v_t]$ . However, it has been proved that MLP struggle to effectively learn dot product or explicit interactions (Rendle et al., 2020; Zhai et al., 2023). To enhance the discriminability, following TIN (Zhou et al., 2024), we adopt the target-aware representation  $e_i^{\text{Repr}} \odot v_t^{\text{Repr}}$ , which abbreviate as TR in our following paper (refer to Sec. 4.4 for empirical evaluation of discriminability).

The overall structure of our model is shown in Fig. 7. Formally, user history  $h$  is compressed into:

$$\mathbf{h} = \sum_{i=1}^K w_i \cdot (e_i^{\text{Repr}} \odot v_t^{\text{Repr}}). \quad (2)$$

### 3.3 INFERENCE ACCELERATION

By decoupling the attention and representation embedding tables, the dimension of attention embeddings  $\mathbf{E}^{\text{Att}}$  and the dimension of representation embeddings  $\mathbf{E}^{\text{Repr}}$  have more flexibility. In particular, we can reduce  $\mathbf{E}^{\text{Att}}$  while keeping  $\mathbf{E}^{\text{Repr}}$  to accelerate the searching over the original long sequence whilst not affecting the model’s performance. Empirical experiments in Sec. 4.5 shows that our model have the potential to speed up searching by 50% with quite little influence on performance and even by 75% with an acceptable performance loss.

### 3.4 DISCUSSION

Considering the superiority of decoupling the attention and representation embeddings, one may naturally raise an idea: we can further decouple the embeddings of history and target within the attention (and representation) module, *i.e.* forming a TWIN with 4 Embeddings method, or TWIN-4E in short, consisting of attention-history (named keys in NLP)  $e_i^{\text{Att}} \in \mathbf{E}^{\text{Att-h}}$ , attention-target (named queries in NLP)

$v_t^{\text{Att}} \in \mathbf{E}^{\text{Att-t}}$ , representation-history (named values in NLP)  $e_i^{\text{Repr}} \in \mathbf{E}^{\text{Repr-h}}$  and representation-target  $v_t^{\text{Repr}} \in \mathbf{E}^{\text{Repr-t}}$ . The structure of TWIN-4E is shown in Fig. 8. Compared to our DARE model, TWIN-4E further decouples the behaviors and the target, meaning that the same category or item has two totally independent embeddings as behavior and target. This is strongly against two prior knowledges in recommendation system. 1. The correlation of two behaviors is similar no matter which is target and which is behavior. 2. Behaviors with the same category should be more correlated, which is natural in DARE since a vector’s dot product with itself tends to be bigger.

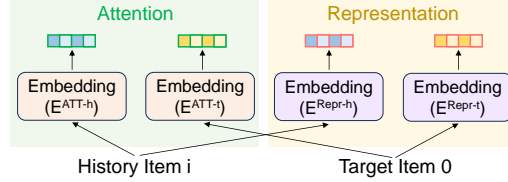


Figure 8: Illustration of the TWIN-4E model.

## 4 EXPERIMENTS

### 4.1 SETUP

**Datasets and task.** We use the publicly available Taobao (Zhu et al., 2018; 2019; Zhuo et al., 2020) and Tmall (Tianchi, 2018) datasets, which provide users’ behavior data over specific time periods on their platforms. Each dataset includes the items users clicked, represented by item IDs and their corresponding category IDs. Thus, a user’s history is modeled as a sequence of item and category IDs. The model’s input consists of a recent, continuous sub-sequence of the user’s lifelong history, along with a target item. For positive samples, the target items are the actual items users clicked next, and the model is expected to output “Yes.” For negative samples, the target items are randomly sampled, and the model should output “No.” In addition to these public datasets, we validated our performance on one of the world’s largest online advertising platforms. More datasets information and details such as training/validation/test splits are shown in Appendix B.1.

**Baselines.** We compare against a variety of recommendation models, including ETA (Chen et al., 2021), SDIM (Cao et al., 2022), DIN (Zhou et al., 2018), TWIN (Chang et al., 2023) and its variants, as well as TWIN-V2 (Si et al., 2024). As discussed in Sec.3.2, the target-aware representation by crossing  $e_i^{\text{Repr}} \odot v_t^{\text{Repr}}$  significantly improves representation discriminability, so we include it in our baselines for fairness. **TWIN-4E** refers to the model introduced in Sec. 3.4, while **TWIN (w/ proj.)** refers to the model described in Sec. 2.3. **TWIN (hard)** represents a variant using “hard search” in the search stage, meaning it only retrieves behaviors with the same category as the target. **TWIN (w/o TR)** refers to the original TWIN model without target-aware representation, *i.e.*, representing user history as  $\mathbf{h} = \sum_i w_i \cdot e_i$  instead of  $\mathbf{h} = \sum_i w_i (e_i \odot v_t)$ .

Table 1: Overall comparison reported by the means and standard deviations of AUC. The best results are highlighted in bold, while the previous best model is underlined. Our model outperforms all existing methods with obvious advantages, especially with small embedding dimensions.

Setup	Embedding Dim. = 16		Embedding Dim. = 64		Embedding Dim. = 128	
Dataset	Taobao	Tmall	Taobao	Tmall	Taobao	Tmall
ETA (2021)	0.91326 (0.00338)	0.95744 (0.00108)	0.92300 (0.00079)	0.96658 (0.00042)	0.92480 (0.00032)	0.96956 (0.00039)
SDIM (2022)	0.90430 (0.00103)	0.93516 (0.00069)	0.90854 (0.00085)	0.94110 (0.00093)	0.91108 (0.00119)	0.94298 (0.00081)
DIN (2018)	0.90442 (0.00060)	0.95894 (0.00037)	0.90912 (0.00092)	0.96194 (0.00033)	0.91078 (0.00054)	0.96428 (0.00013)
TWIN (2023)	<u>0.91688</u> (0.00211)	0.95812 (0.00073)	<u>0.92636</u> (0.00052)	<u>0.96684</u> (0.00039)	<u>0.93116</u> (0.00056)	<u>0.97060</u> (0.00005)
TWIN (hard)	0.91002 (0.00053)	0.96026 (0.00024)	0.91984 (0.00048)	0.96448 (0.00042)	0.91446 (0.00055)	0.96712 (0.00019)
TWIN (w/ proj.)	0.89642 (0.00351)	0.96152 (0.00088)	0.87176 (0.00437)	0.95570 (0.00403)	0.87990 (0.02022)	0.95724 (0.00194)
TWIN (w/o TR)	0.90732 (0.00063)	<u>0.96170</u> (0.00057)	0.91590 (0.00083)	0.96320 (0.00032)	0.92060 (0.00084)	0.96366 (0.00103)
TWIN-V2 (2024)	0.89434 (0.00077)	0.94714 (0.00110)	0.90170 (0.00063)	0.95378 (0.00037)	0.90586 (0.00059)	0.95732 (0.00045)
TWIN-4E	0.90414 (0.01329)	0.96124 (0.00026)	0.90356 (0.01505)	0.96372 (0.0004)	0.90946 (0.01508)	0.96016 (0.01048)
DARE (Ours)	<b>0.92568</b> (0.00025)	<b>0.96800</b> (0.00024)	<b>0.92992</b> (0.00046)	<b>0.97074</b> (0.00012)	<b>0.93242</b> (0.00045)	<b>0.97254</b> (0.00016)

## 4.2 OVERALL PERFORMANCE

In recommendation systems, it is well-recognized that even increasing AUC by 1% to 2% is more than enough to bring online profit. As shown in Tab. 1, our model achieves AUC improvements of 1% and 9% compared to current state-of-the-art methods across all settings with various embedding sizes. In particular, significant AUC lifts of 9% and 6% are witnessed with an embedding dimension of 16 on Taobao and Tmall datasets, respectively.

There are also some notable findings. TWIN outperforms TWIN (w/o TR) in most cases, proving that target-aware representation  $e_i^{\text{Repr}} \odot v_t^{\text{Repr}}$  do help enhance discriminability (further evidence shown in Sec. 4.4). Our DARE model has an obvious advantage over TWIN-4E, confirming that the prior knowledge discussed in Sec. 3.4 is well-suited for the recommendation system. ETA and SDIM, which are based on TWIN and focus on accelerating the search stage at the expense of performance, understandably show lower AUC scores. TWIN-V2, a domain-specific method optimized for video recommendations, is less effective in our settings.

## 4.3 ATTENTION ACCURACY

Mutual information, which captures the shared information between two variables, is a powerful tool for understanding relationships in data. We calculate the mutual information between behaviors and the target as the ground truth correlation, following (Zhou et al., 2024). The learned attention score reflects model’s measurement of the importance of each behavior. Therefore, we compare the attention distribution with mutual information in Fig. 9.

In particular, Fig. 9a presents the mutual information between a target category and behaviors with top-10 categories and their target-relative positions (i.e., how close to the target is the behavior across time). We observe a *strong semantic-temporal correlation*: behaviors from the same category as the target (5th row) are generally more correlated, with a noticeable temporal decay pattern. Fig. 9b presents TWIN’s learned attention scores, which show a decent temporal decay pattern but *overestimate the semantic correlation of behaviors across different categories*, making it too sensitive to recent behaviors, even those from unrelated categories. In contrast, *our proposed DARE can effectively capture both the temporal decaying and semantic patterns*.

The retrieval in the search stage relies entirely on attention scores. Thus, we further investigate the retrieval results on the test dataset, which provide a more intuitive reflection of attention quality. Behaviors with top-k mutual information are considered the ground truth for optimal retrieval, and

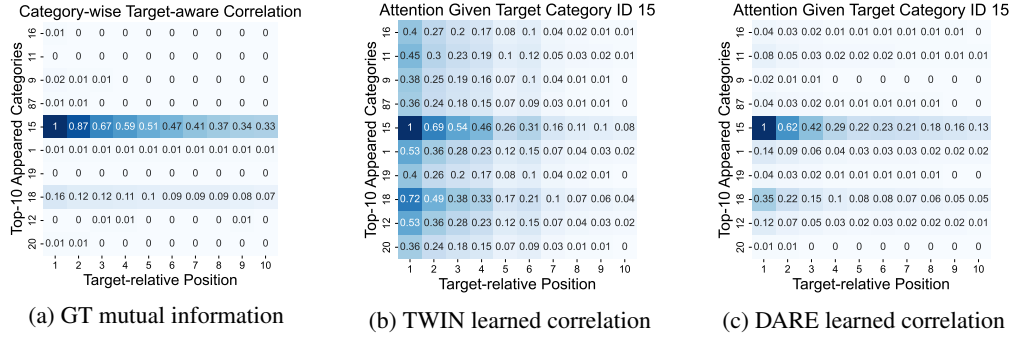


Figure 9: The ground truth (GT) and learned correlation between history behaviors of top-10 frequent categories (y-axis) at various positions (x-axis), with category 15 as the target. Our correlation scores are noticeably closer to the ground truth.

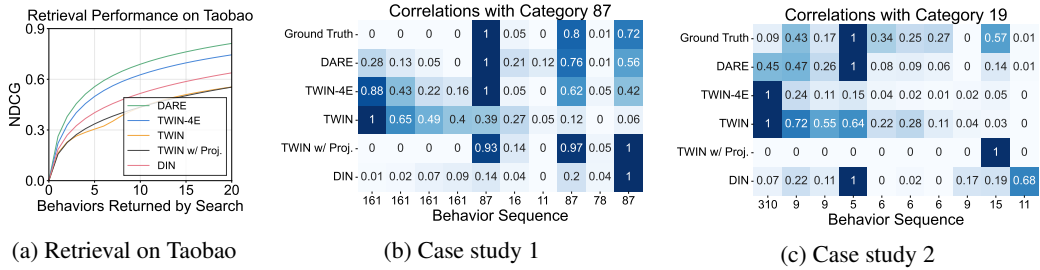


Figure 10: Retrieval in the search stage. (a) Our model can retrieve more correlated behaviors. (b-c) Two showcases where the x-axis is the categories of recent ten behaviors.

we evaluate model performance using normalized discounted cumulative gain (NDCG) (Järvelin & Kekäläinen, 2002). The results, along with case studies, are presented in Fig. 10. We find that:

- *DARE achieves significantly better retrieval.* As shown in Fig. 10a, the NDCG of our model is substantially higher than all baselines, with a 46.5% increase (0.8124 vs. 0.5545) compared to TWIN and a 27.3% increase (0.8124 vs. 0.6382) compared to DIN.
- *TWIN is overly sensitive to temporal information.* As discussed, TWIN tends to select recent behaviors regardless of their categories, against the ground truth, due to overestimated correlations between different categories, as shown in Fig. 10b and 10c.
- *TWIN with projection performs unstably.* As shown in Sec. 2.3, the TWIN variant with projection has a highly dispersed attention logits distribution, with maximum logits often exceeding 10. This excessive “confidence” can be a double-edged sword. In some cases, like Fig. 10b, it performs exceptionally well; but in others, like Fig. 10c, it fails due to an “overconfident misjudgment” of an unimportant behavior.

**Result 1.** *DARE succeeds in capturing the semantic-temporal correlation of behaviors and retaining correlated behaviors during the search stage, while other methods fail to do so.*

#### 4.4 REPRESENTATION DISCRIMINABILITY

We then analyze the discriminability of learned representation. Specifically, on test datasets, we take the compressed representation of user history  $\mathbf{h} = \sum_{i=1}^K w_i \cdot (\mathbf{e}_i \odot \mathbf{v}_i)$ , which forms a vector for each test sample. Using K-means, we quantize these vectors, mapping each  $\mathbf{h}$  to a cluster  $Q(\mathbf{h})$ . Then, the mutual information (MI) between the discrete variable  $Q(\mathbf{h})$  and label  $Y$  (whether the target was clicked or not) reflects the discriminability of the representation. Mathematically,  $\text{Discriminability}(\mathbf{h}, Y) = \text{MI}(Q(\mathbf{h}), Y)$ .

As shown in Fig. 11a, across various numbers of clusters, our DARE model outperforms the state-of-the-art TWIN model, demonstrating that decoupling improves representation discriminability. There are also other notable findings. Although DIN achieves more accurate retrieval in the search stage (as



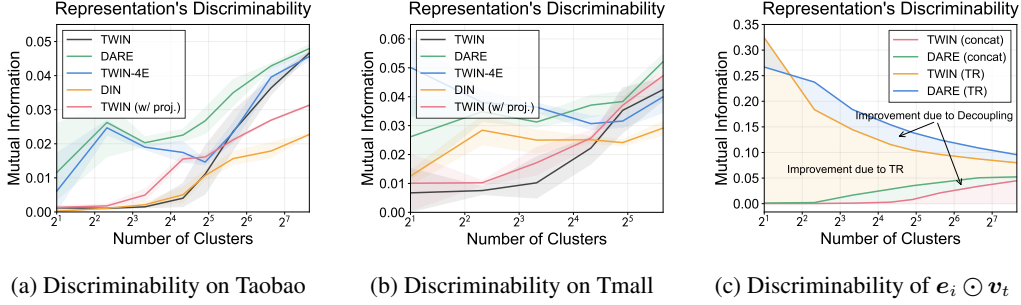


Figure 11: Representation discriminability of different models, measured by the mutual information between the quantized representations and labels.

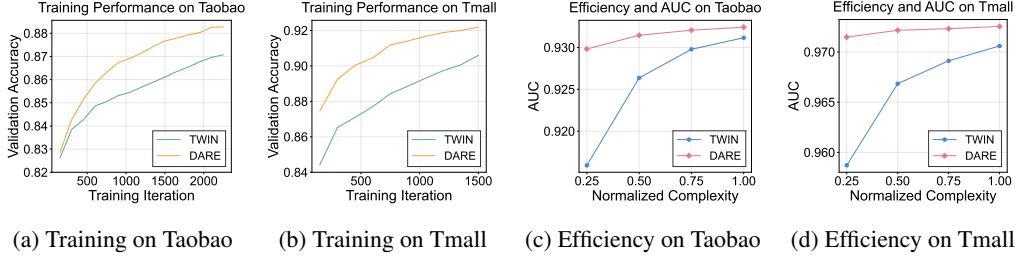


Figure 12: Efficiency during training and inference. (a-b) Our model performs obviously better with fewer training data. (c-d) Reducing the search embedding dimension, a key factor of online inference speed, has little influence on our model, while TWIN suffers an obvious performance loss.

evidenced by a higher NDCG in Fig. 10a), its representation discriminability is obviously lower than TWIN, especially on Taobao dataset, which explains its lower overall performance. TWIN-4E shows comparable discriminability to our DARE model, further confirming that its poorer performance is due to inaccurate attention caused by the lack of recommendation-specific prior knowledge.

To fully demonstrate the effectiveness of  $e_i \odot v_t$ , we compare it with the classical concatenation  $[\sum_i e_i, v_t]$ . As shown in Fig. 11c, a huge gap (in orange) is caused by the target-aware representation, while smaller gaps (in blue and green) result from decoupling. Notably, our DARE model also outperforms TWIN even when using concatenation.

**Result 2.** In the DARE model, the form of target-aware representation and embedding decoupling both improve the discriminability of representation significantly.

#### 4.5 CONVERGENCE AND EFFICIENCY

**Faster convergence during training.** In recommendation systems, faster learning speed means the model can achieve strong performance with less training data, which is especially crucial for online services. We track accuracy on the validation dataset during training, shown in Fig. 12a. Our DARE model converges significantly faster. For example, on the Tmall dataset, TWIN reaches 90% accuracy after more than 1300 iterations. In contrast, our DARE model achieves comparable performance in only about 450 iterations—one-third of the time required by TWIN.

**Efficient search during inference.** By decoupling the attention embedding space  $e_i, v_t \in \mathbb{R}^{K_A}$  and representation embedding space  $e_i, v_t \in \mathbb{R}^{K_R}$ , we can assign different dimensions for these two spaces. Empirically, we find that the attention module performs comparably well with smaller embedding dimensions, allowing us to reduce the size of the attention space ( $K_A \ll K_R$ ) and significantly accelerate the search stage, as its complexity is  $O(K_A N)$  where  $N$  is the length of the user history. Using  $K_A = 128$  as a baseline (“1”), we normalize the complexity of smaller embedding dimensions. Fig. 12c shows that our model can accelerate the searching speed by 50% with quite little influence on performance and even by 75% with an acceptable performance loss, offering more flexible options for practical use. In contrast, TWIN experiences a significant AUC drop when reducing the embedding dimension.

---

**Result 3.** *Embedding decoupling leads to faster model training convergence and at least 50% inference acceleration without significantly influencing the AUC by reducing the dimension of attention embeddings.*

#### 4.6 ONLINE A/B TESTING AND DEPLOYMENTS

We apply our methods to one of the world’s largest online advertising platforms. In online advertising, users’ behaviors on ads are sparse, making the sequence length relatively shorter than the content recommendation scenario. To this end, we involve the user’s behavior sequence from our article and the micro-video recommendation scenario. Specifically, the user’s ad and content behaviors in the last two years are introduced. Before the search, the maximal length of the ads and content sequence is 4000 and 6000, respectively, while the average length is 170 and 1500, respectively. After searching using the proposed DARE, the sequence length is reduced to less than 500.

Regarding sequence features (side info), we choose the category ID, behavior type ID, scenario ID, and two target-aware temporal encodings, *i.e.*, position relative to the target, and time interval relative to the target (with discretization). There are about 1.0 billion training samples per day. During the 5-day online A/B test in September 2024, the proposed DARE method achieves 0.57% cost, and 1.47% GMV (Gross Merchandize Value) lift over the production baseline of TWIN. This would lead to hundreds of millions of dollars in revenue lift per year.

#### 4.7 SHORT-SEQUENCE MODELING

We have also tried our method in the short-sequence modeling, using the Amazon dataset (He & McAuley, 2016; McAuley et al., 2015) with the same setup as the state-of-the-art TIN model (Zhou et al., 2024). However, the performance improvement is marginal (TIN:  $0.86291 \pm 0.0015$  AUC vs. DARE:  $0.86309 \pm 0.0004$  AUC). This is likely because, unlike long-sequence modeling, short-sequence modeling lacks a search stage. As shown by Zhou et al. (2024), representation is more critical than attention in short-sequence settings, so *the dominance of representation doesn’t significantly impact performance as long as all behaviors are preserved*. In contrast, in long-sequence modeling, representation dominance affects retrieval during the search stage, causing some correlated behaviors to be filtered out and their representation lost.

### 5 RELATED WORK

**Click-through rate prediction and long-sequence modeling.** CTR prediction is fundamental in recommendation systems, as user interest is often reflected in their clicking behaviors. Deep Interest Network (DIN) (Zhou et al., 2018) introduces target-aware attention, using an MLP to learn attentive weights of each history behavior regarding a specific target. This framework has been extended by models like DIEN (Zhou et al., 2019), DSIN (Feng et al., 2019), and BST (Chen et al., 2019) to capture user interests better. Research has proved that longer user histories lead to more accurate predictions, bringing long-sequence modeling under the spotlight. SIM (Pi et al., 2020) introduces a search stage (GSU), greatly accelerating the sequence modeling stage (ESU). Models like ETA (Chen et al., 2021) and SDIM (Cao et al., 2022) further improve this framework. Notably, TWIN (Chang et al., 2023) and TWIN-V2 (Si et al., 2024) unify the target-aware attention metrics used in both stages, significantly improving search quality. However, as pointed out in Sec. 2.2, in all these methods, attention learning is often dominated by representation learning, creating a significant gap between the learned and actual behavior correlations.

**Attention.** The attention mechanism, first introduced in Transformers (Vaswani et al., 2017), has proven highly effective and is widely used for correlation measurement. Transformers employ Q, K (attention projection), and V (representation projection) matrices to generate queries, keys, and values for each item. The scaled dot product of query and key serves as the correlation score, while the value serves as the representation. This structure is widely used in many domains, including natural language processing (Brown, 2020) and computer vision (Dosovitskiy, 2020). However, in recommendation systems, due to the interaction-collapse theory pointed out by Guo et al. (2023), the small embedding dimension would make linear projections completely lose effectiveness, as discussed in Sec. 2.3. Thus, proper adjustment is needed in this specific domain.

---

## 6 CONCLUSION

This paper focuses on long-sequence recommendation, starting with an analysis of gradient domination and conflict on the embeddings. We then propose a novel Decoupled Attention and Representation Embeddings (DARE) model, which fully decouples attention and representation using separate embedding tables. Both offline and online experiments demonstrate DARE’s potential, with comprehensive analysis highlighting its advantages in attention accuracy, representation discriminability, and faster inference speed.

## REFERENCES

- Andrej. karpathy/nanoGPT. URL <https://github.com/karpathy/nanoGPT>. original-date: 2022-12-28T00:51:12Z.
- Tom B Brown. Language models are few-shot learners. *arXiv preprint arXiv:2005.14165*, 2020.
- Yue Cao, Xiaojiang Zhou, Jiaqi Feng, Peihao Huang, Yao Xiao, Dayao Chen, and Sheng Chen. Sampling is all you need on modeling long-term user behaviors for ctr prediction. In *Proceedings of the 31st ACM International Conference on Information & Knowledge Management*, pp. 2974–2983, 2022.
- Jianxin Chang, Chenbin Zhang, Zhiyi Fu, Xiaoxue Zang, Lin Guan, Jing Lu, Yiqun Hui, Dewei Leng, Yanan Niu, Yang Song, et al. Twin: Two-stage interest network for lifelong user behavior modeling in ctr prediction at kuaishou. In *Proceedings of the 29th ACM SIGKDD Conference on Knowledge Discovery and Data Mining*, pp. 3785–3794, 2023.
- Qiwei Chen, Huan Zhao, Wei Li, Pipei Huang, and Wenwu Ou. Behavior sequence transformer for e-commerce recommendation in alibaba. In *Proceedings of the 1st International Workshop on Deep Learning Practice for High-Dimensional Sparse Data*, pp. 1–4, 2019.
- Qiwei Chen, Changhua Pei, Shanshan Lv, Chao Li, Junfeng Ge, and Wenwu Ou. End-to-end user behavior retrieval in click-through rate prediction model. *arXiv preprint arXiv:2108.04468*, 2021.
- Alexey Dosovitskiy. An image is worth 16x16 words: Transformers for image recognition at scale. *arXiv preprint arXiv:2010.11929*, 2020.
- Abhimanyu Dubey, Abhinav Jauhri, Abhinav Pandey, Abhishek Kadian, Ahmad Al-Dahle, Aiesha Letman, Akhil Mathur, Alan Schelten, Amy Yang, Angela Fan, et al. The llama 3 herd of models. *arXiv preprint arXiv:2407.21783*, 2024.
- Yufei Feng, Fuyu Lv, Weichen Shen, Menghan Wang, Fei Sun, Yu Zhu, and Keping Yang. Deep session interest network for click-through rate prediction. In *IJCAI*, 2019.
- Xingzhuo Guo, Junwei Pan, Ximei Wang, Baixu Chen, Jie Jiang, and Mingsheng Long. On the embedding collapse when scaling up recommendation models. *arXiv preprint arXiv:2310.04400*, 2023.
- Ruining He and Julian McAuley. Ups and downs: Modeling the visual evolution of fashion trends with one-class collaborative filtering. In *proceedings of the 25th international conference on world wide web*, pp. 507–517, 2016.
- Kalervo Järvelin and Jaana Kekäläinen. Cumulated gain-based evaluation of ir techniques. *ACM Transactions on Information Systems (TOIS)*, 20(4):422–446, 2002.
- Julian McAuley, Christopher Targett, Qinfeng Shi, and Anton Van Den Hengel. Image-based recommendations on styles and substitutes. In *Proceedings of the 38th international ACM SIGIR conference on research and development in information retrieval*, pp. 43–52, 2015.
- Qi Pi, Guorui Zhou, Yujing Zhang, Zhe Wang, Lejian Ren, Ying Fan, Xiaoqiang Zhu, and Kun Gai. Search-based user interest modeling with lifelong sequential behavior data for click-through rate prediction. In *ACM International Conference on Information & Knowledge Management (CIKM)*, pp. 2685–2692, 2020.

- 
- Steffen Rendle, Walid Krichene, Li Zhang, and John Anderson. Neural collaborative filtering vs. matrix factorization revisited. In *RecSys*, pp. 240–248, 2020.
- Zihua Si, Lin Guan, ZhongXiang Sun, Xiaoxue Zang, Jing Lu, Yiqun Hui, Xingchao Cao, Zeyu Yang, Yichen Zheng, Dewei Leng, et al. Twin v2: Scaling ultra-long user behavior sequence modeling for enhanced ctr prediction at kuaishou. *arXiv preprint arXiv:2407.16357*, 2024.
- Tianchi. Ijcai-15 repeat buyers prediction dataset, 2018. URL <https://tianchi.aliyun.com/dataset/dataDetail?dataId=42>.
- Ashish Vaswani, Noam Shazeer, Niki Parmar, Jakob Uszkoreit, Llion Jones, Aidan N. Gomez, Lukasz Kaiser, and Illia Polosukhin. Attention is all you need. In *Advances in Neural Information Processing Systems (NeurIPS)*, pp. 5998–6008, 2017.
- Jiaqi Zhai, Zhaojie Gong, Yueming Wang, Xiao Sun, Zheng Yan, Fu Li, and Xing Liu. Revisiting neural retrieval on accelerators. In *Proceedings of the 29th ACM SIGKDD Conference on Knowledge Discovery and Data Mining*, pp. 5520–5531, 2023.
- Guorui Zhou, Xiaoqiang Zhu, Chenru Song, Ying Fan, Han Zhu, Xiao Ma, Yanghui Yan, Junqi Jin, Han Li, and Kun Gai. Deep interest network for click-through rate prediction. In *SIGKDD*, pp. 1059–1068, 2018.
- Guorui Zhou, Na Mou, Ying Fan, Qi Pi, Weijie Bian, Chang Zhou, Xiaoqiang Zhu, and Kun Gai. Deep interest evolution network for click-through rate prediction. In *AAAI*, pp. 5941–5948, 2019.
- Haolin Zhou, Junwei Pan, Xinyi Zhou, Xihua Chen, Jie Jiang, Xiaofeng Gao, and Guihai Chen. Temporal interest network for user response prediction. In *Companion Proceedings of the ACM on Web Conference 2024*, pp. 413–422, 2024.
- Han Zhu, Xiang Li, Pengye Zhang, Guozheng Li, Jie He, Han Li, and Kun Gai. Learning tree-based deep model for recommender systems. In *Proceedings of the 24th ACM SIGKDD international conference on knowledge discovery & data mining*, pp. 1079–1088, 2018.
- Han Zhu, Daqing Chang, Ziru Xu, Pengye Zhang, Xiang Li, Jie He, Han Li, Jian Xu, and Kun Gai. Joint optimization of tree-based index and deep model for recommender systems. *Advances in Neural Information Processing Systems*, 32, 2019.
- Jingwei Zhuo, Ziru Xu, Wei Dai, Han Zhu, Han Li, Jian Xu, and Kun Gai. Learning optimal tree models under beam search. In *International Conference on Machine Learning*, pp. 11650–11659. PMLR, 2020.

## A IMPLEMENTATION DETAILS

### A.1 HYPER-PARAMETERS AND MODEL DETAILS

The hyper-parameters we use are listed as follows:

Parameter	Value
Epoch	2
Batch size	2048
Learning rate	0.01
Weight decay	$10^{-6}$

The search stage retrieves 20 behaviors. Besides, we use the Adam optimizer. Layers of the Multi-layer Perceptron (MLP) are set as  $200 \times 80 \times 2$ , which is the same as Zhou et al. (2024).

These settings remain the same in all our experiments.

---

## A.2 BASELINE IMPLEMENTATION

Many current methods are not open-source and may focus on a certain domain. Thus, we followed their idea and implemented their method according to our task setting. Some notable details are shown as follows:

- DIN is a short-sequence modeling method, so we introduced the search stage and aligned it with long-sequence models. To be specific, the original DIN will aggregate all history behaviors based on a learned weight, so we let DIN also select top-K behaviors like other methods according to its learned weight. Note that the original DIN is not practical in long-sequence modeling, since aggregating such a long history is unacceptable due to the too high time complexity.
- TWIN-V2 is specially designed for Kuaishou, a short video-sharing app, capturing video-specific features to make certain optimization, so we retained their core ideas and adjusted to our scenarios. We made some necessary adjustments, **e.g.**, TWIN-V2 would first group the items based on the proportion a video is played, which does not have a corresponding feature in our datasets. So, we first group user history based on temporal information.

## B DATA PROCESSING

### B.1 DATASET DETAILS

**Dataset information.** Some detailed information is shown in Table 2. We use Taobao (Zhu et al., 2018; 2019; Zhuo et al., 2020) and Tmall (Tianchi, 2018) datasets in our experiments. The proportion of active users in these two datasets is more than 60%, which is relatively more satisfying. Note that Taobao is relatively more complex, with more categories and more items, which is a higher challenge for model capacity.

Table 2: Some basic information of public datasets (active user: User with more than 50 behaviors).

Dataset	#Category	#Item	#User	# Active User
Taobao	9407	4,068,790	984,114	603,176
Tmall	1492	1,080,666	423,862	246,477

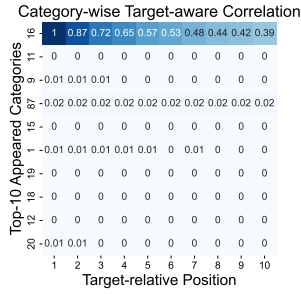
**Training-validation-test split.** We sequentially number history behaviors from one (the most recent behavior) to T (the most ancient behavior) according to the time step. The test dataset contains predictions of the first behaviors, while the second behaviors are used as the validation dataset. For the training dataset, we use the  $(3 + 5i, 0 \leq i \leq 18)$ th behavior. Models would finish predicting the  $j$ th behavior based on  $j - 200$  to  $j - 1$  behaviors (padding if history length is not long enough). Only active users with behavior sequences longer than 210 will be reserved.

We make such settings to balance the amount and quality of training data. In our setting, *each selected user would contribute 20 pieces of data visible to our model in the training process*. Besides, we can guarantee that *each piece of test data would contain no less than 200 behaviors*, making our results more reliable. To some degree, we break the “independent identical distribution” principle because we sample more than one piece of data from one user. However, it’s unavoidable since the dataset is not large enough due to the feature of the recommendation system (item number is usually several times bigger than user number), so we sample with interval 5, using the  $((3 + 5i)th, 0 \leq i \leq 18)$  behaviors as the training dataset.

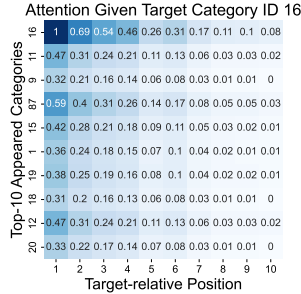
## C EXTENDED EXPERIMENTAL RESULTS

### C.1 LEARNED ATTENTION

More cases of comparison between ground truth mutual information and learn attention score are shown below. Each line contains three pictures, where the first picture is the ground truth mutual



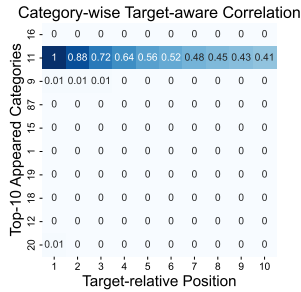
(a) GT mutual information



(b) TWIN learned correlation



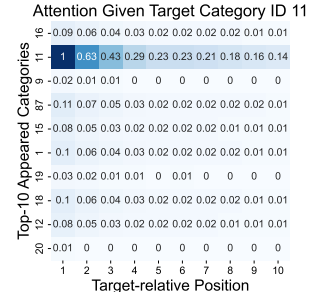
(c) DARE learned correlation



(a) GT mutual information



(b) TWIN learned correlation



(c) DARE learned correlation

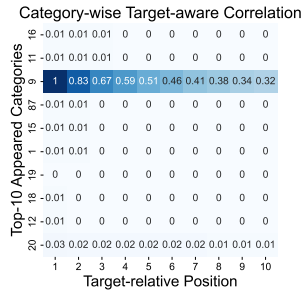
information, while the second and third line is the learned attention score of TWIN and DARE. Our Dare model is closer to the ground truth in all cases.

## C.2 RETRIEVAL PERFORMANCE DURING SEARCH

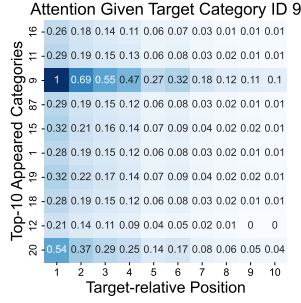
More case studies of the retrieval result in the search stage are shown below:

## D LIMITATION.

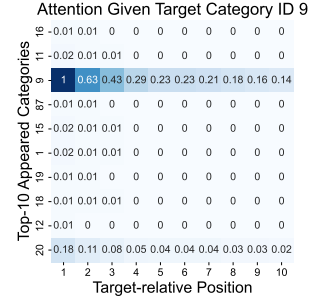
There are also some limitations. We empirically find that linear projection only works with higher embedding dimensions, and small embedding dimensions would cause a dispersed distribution of attention logits. However, we still can't completely find out how this happen or what the underlying reasons are causing this strange phenomenon, which is left to future work. Besides, our AUC result in Section 4.2 indicates that target-aware representation benefits model performance in most cases, leading to an AUC increase of more than 1% on the Taobao dataset. But on the Tmall dataset with embedding dimension = 16, TWIN (w/o TR) outperforms TWIN, which is out of our expectations. This is possibly due to some features of the Tmall dataset (**e.g.** fewer items), but we could not explain this result convincingly, which is also left to future work.



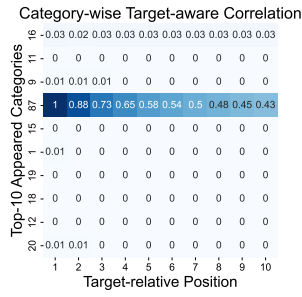
(a) GT mutual information



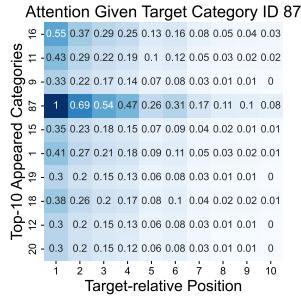
(b) TWIN learned correlation



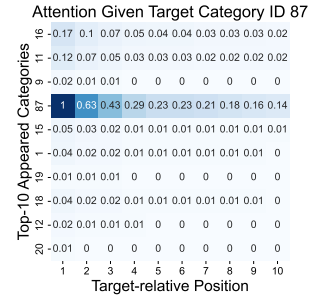
(c) DARE learned correlation




(a) GT mutual information



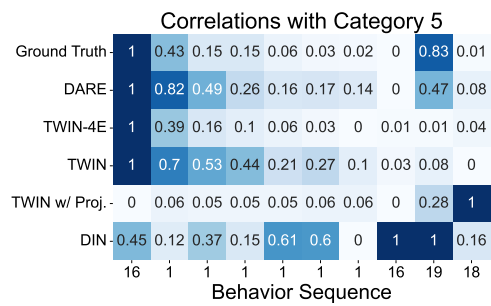
(b) TWIN learned correlation



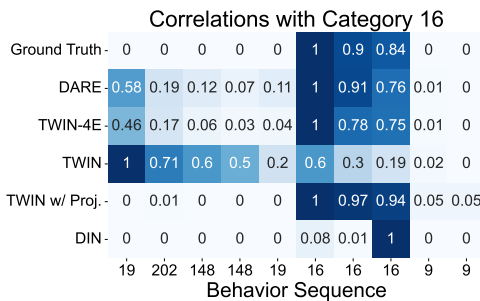
(c) DARE learned correlation



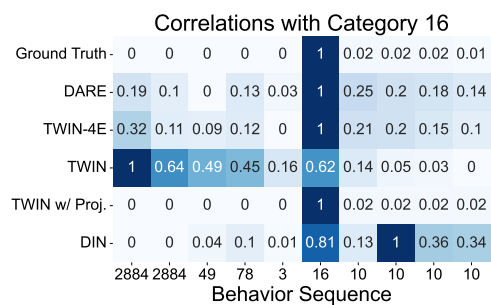
(a) Case study 1



(b) Case study 2



(a) Case study 1



(b) Case study 2