

On discretely structured logistic models and their moments

Benjamin J. Walker^{1*} and Helen M. Byrne²

^{1*}Department of Mathematics, University College London, Gordon Street, London, WC1H 0AY, United Kingdom.

²Wolfson Centre for Mathematical Biology, Mathematical Institute, University of Oxford, Woodstock Road, Oxford, OX2 6GG, United Kingdom.

*Corresponding author(s). E-mail(s): benjamin.walker@ucl.ac.uk;
Contributing authors: helen.byrne@maths.ox.ac.uk;

Abstract

The logistic equation is ubiquitous in applied mathematics as a minimal model of saturating growth. Here, we examine a generalisation of the logistic model to fitness-structured populations, motivated by examples that range from the ageing of individuals in a species to immune cell exhaustion by cancerous tissue. Through exploration of a range of concrete examples and a general analysis of polynomial fitness functions, we derive necessary and sufficient conditions for the dependence of the kinetics on structure to result in closed, low-dimensional moment equations that are exact. Further, we showcase how coarse-grained moment information can be used to elucidate the details of structured dynamics, with immediate potential for model selection and hypothesis testing.

Keywords: Logistic growth, structured models, moment equations

1 Introduction

Structure is ubiquitous in biology, from the macroscale heterogeneity of human populations down to the microscale, phenotypically structured cellular environment. Accordingly, structured models are commonly used in mathematical

biology, especially those that take a discrete approach to stratification [Robertson et al., 2018]. For instance, age-structured models have been used to study the spread of contagious diseases such as measles [Tudor, 1985], AIDS [Griffiths et al., 2000] and COVID-19 [Ram and Schaposnik, 2021] among different age groups, and to compare different strategies for disease control. At the cellular scale, applications include the phenotype switching of tumour-associated macrophages and the transitions of cells through the different phases of the cell cycle [Eftimie and Barelle, 2021, Vittadello et al., 2019], along with the dynamics of lipoprotein oxidation, macrophage efferocytosis and lipid loading during early atherosclerosis [Cobbold et al., 2002, Ford et al., 2019b,a, Chambers et al., 2023].

A feature common to all of these discretely structured models is marked complexity. Typically, capturing structure in a discrete manner leads to a model that involves large numbers of coupled differential equations, more than might be practical to analyse in any detail without relying solely on numerical exploration. It is somewhat remarkable, then, that at least two recent works of this ilk were able to reduce their structured population models to low-dimensional systems, amenable to pen-and-paper analysis [Chambers et al., 2023, Ford et al., 2019b]. In particular, these reductions were *exact moment closures*, in that the reduced system was written in terms of the moments of the population and did not introduce any additional approximations. This exactness is in stark contrast to many widespread techniques for simplifying large, possibly infinite-dimensional systems, such as asymptotic methods and approximate moment closures. In the former, one effectively takes the discrete-to-continuum limit to yield what is often a coarse-grained partial differential equation model [Chambers et al., 2023, Wattis et al., 2020], which is then hoped to be more straightforward to simulate and analyse. In the latter, which is more commonly employed in active matter and stochastic applications, exact equations for the evolution of the moments of the system are formed and then truncated at some order, leading to a reduced system that is closed by explicitly relating high order moments to low order quantities [Saintillan and Shelley, 2013, Cintra and Tucker, 1995, Feng et al., 1998, Chaubal and Leal, 1998, Kuehn, 2016, Gillespie, 2009]. Notably, no truncation was necessary in the works of Chambers et al. and Ford et al.

The prevalence of approximate approaches for simplifying complex, highly structured models serves to highlight the apparent scarcity of exact reductions. However, in general it is not clear how often one might expect to be able to pursue an exact closure. Hence, in this article, we aim to explore and establish just how remarkable it is that the works of Chambers et al. and Ford et al. were able to identify exact moment closures in the systems that they studied. More generally, we will seek out necessary and sufficient conditions for exact closures of this type to exist in a system, though we will restrict ourselves to a particular class of structure-capturing models that focus on a single population. We postpone to future work consideration of more complex

situations involving either multiple, interacting structured populations [Hethcote, 1997] or populations that are structured by two or more variables [Kang et al., 2020, Bernard et al., 2003, Restif et al., 2013], along with considerations of the discrete-to-continuum limit.

Seeking simplicity and some associated notion of ubiquity, we will explore population models that are generalisations of the classical logistic model of growth [Murray, 2007], with the aim of laying the foundation for more elaborate future studies. Accordingly, we hope to raise more questions than we will answer. In section 2, we spend some time discussing how one might generalise logistic growth to structured populations, followed by a number of introductory and informative examples in section 3. Motivated by observations and explorations from these examples, we proceed to focus on our key question, that of the existence of exact moment closures for discretely structured populations, in section 4. In section 5, we illustrate example closures in simple yet non-trivial systems, highlighting the form and utility of exact closures and showcasing how the closure procedure can fail. Finally, we turn in section 6 to a surprising example of how studying structure can, even in populations where structure is largely absent, allow us to distinguish potential mechanisms of growth using only population-aggregated information.

2 Model formulation

2.1 The scalar logistic equation

For a population of size u , the canonical continuous-time formulation of logistic growth can be stated somewhat generally as

$$\frac{du}{dt} = gu \left(1 - \frac{u}{L}\right), \quad (1)$$

where g and L are positive parameters. Typically, g plays the role of a net growth rate in a resource-rich environment, so that we might write $g = r - d$ for reproduction rate r and death rate d ¹. The parameter L often represents the carrying capacity of the environment, the maximum population size that is sustainable. Standard analysis of this equation, which is ubiquitous in undergraduate courses in mathematical biology, readily concludes that $u = L$ is the unique stable steady state of the differential equation for $g > 0$ and it is globally stable for non-negative initial conditions [Murray, 2007].

Though the above form of the logistic equation is concise, it will be instructive to write eq. (1) in the following, less concise form:

$$\frac{du}{dt} = \underbrace{ru}_{\text{reproduction}} - \underbrace{du}_{\text{death}} - \underbrace{(bu)u}_{\text{burden}}. \quad (2)$$

¹Here and throughout, we use the terms *reproduction* and *death* to refer to abstract processes of adding to and removing from a population, rather than to their usual definitions in specific biological contexts.

In eq. (2) we have highlighted the different mechanisms that contribute to the logistic model. Here, the term *burden* refers to the negative effects that the population has on the ability of its environment to support the population (such as the consumption of resources), with the scalar b weighting this effect against the processes of reproduction and death, so that $b = g/L$ in this simplest case (where $g = r - d > 0$). In what follows, we incorporate these three mechanisms into a simple, structured model of population growth, wherein the population is stratified and there is nuance associated with distinguishing the effects of reproduction, death, and environmental burden.

2.2 Structured populations

As a generalisation of the classical logistic model of the previous section, we consider a population that is structured by some notion of *fitness*. In applications, fitness might refer to an individual's age or to a more complex metric of health or capability to acquire resources and reproduce, for instance; here, we do not focus on any particular context. We structure our population discretely, indexing compartments by $j \in \{0, \dots, N\}$, where increasing j corresponds to decreasing fitness. As such, one might view j as a measure of *unfitness*, though we will often simply refer to it as fitness. We write u_j for the subpopulation with fitness j , so that u_0 corresponds to individuals with the highest fitness level.

Motivated by the original logistic model, it seems natural to pose a model that is abstractly structured as

$$\frac{du_j}{dt} = \underbrace{R_j}_{\text{reproduction}} - \underbrace{D_j}_{\text{death}} - \underbrace{B_j}_{\text{burden}} + \underbrace{J_j}_{\text{net flux}}, \quad (3)$$

where each undefined term is a rate that may depend on j and where *net flux* refers to the net rate of increase of u_j due to the movement of individuals between subpopulations. One might be tempted to specify the functional forms of these effects by simply adding a general fitness dependence to the corresponding terms in eq. (2). However, there is some ambiguity in taking this apparently minimal step, even when seeking the simplest possible model of growth and resource availability.

First, consider the process of reproduction. Whilst the mechanism by which new individuals are added to a population might be clear in a given context, here we will consider two plausible routes. In the first, we assume that division is asymmetric and that the parent produces one offspring that is born perfectly fit, independent of the fitness of their parent. In this case, reproduction from any subpopulation u_j contributes only to the fittest population u_0 .

This asymmetric growth mechanism is perhaps most natural for age-structured populations, where new individuals have minimal age at the time of reproduction. The second route is readily motivated by a simplified description of cellular growth: during mitotic division, cells produce genetic copies of themselves, which we assume inherit all accumulated genetic damage. Cast in

the context of our general, structured model, this idealised, symmetric mechanism of reproduction in subpopulation u_j leads to an increase in that same subpopulation. We seek to include contributions from both mechanisms in our model and, therefore, introduce reproduction rates per capita r and ρ that capture reproduction into the healthy and current subpopulations, respectively. As the former mechanism effectively resets the fitness of the offspring whilst the latter preserves it, we will occasionally refer to these distinct mechanisms as *regenerative* reproduction and *clonal* reproduction, respectively.

In practice, the reproductive rate in a population might be strongly linked to fitness. This is often the case when fitness is linked to age in mammalian populations. Therefore, we also incorporate a general fitness dependence into the reproductive rates. Explicitly, we take $r = r(j)$ and $\rho = \rho(j)$ to be functions of fitness and, to avoid ambiguity, we assume that $\rho(0) = 0$, so that $r(0)$ represents the sole rate of reproduction in the healthy population. With this notation and these assumptions, the reproduction term in eq. (3) takes the form

$$R_j = \begin{cases} \sum_{i=0}^N r(i)u_i & \text{if } j = 0, \\ \rho(j)u_j & \text{if } j > 0. \end{cases} \quad (4)$$

The second term in eq. (3) is not associated with the same nuance as the reproduction rate, with a linear death rate being a plausible candidate in a minimal model. Hence, taking $d(j)$ to be the fitness-dependent death rate per capita of the j^{th} subpopulation for some function of fitness d , we take

$$D_j = d(j)u_j \quad (5)$$

in eq. (3).

For the term that encodes the self-limiting effects of the population, B_j , we again adopt the principles that underpin the scalar logistic growth equation, and posit that B_j depends on the overall burden of the whole population on the environment. As such, B_j should inherit a dependence on the whole population, not simply u_j , with the nuance that subpopulations with different fitnesses might contribute differently to the overall burden. For instance, an injured animal may consume fewer resources in its environment and, thereby, be associated with a lower burden or resource cost. Hence, we write the overall burden of the population as the sum $\sum_i b(i)u_i$ for a fitness-dependent burden function b , where the sum is taken over all indices $i \in \{0, \dots, N\}$. Further, it is plausible that different subpopulations may be differently affected by this burden on the environment. Hence, we scale the effect on subpopulation u_j by a factor $e(j)$, where e is an as-yet-unspecified function of fitness. Thus, in total, the burden term B_j can be written somewhat generally as

$$B_j = e(j) \sum_{i=0}^N [b(i)u_i] u_j. \quad (6)$$

Finally, we consider the net flux term J_j , which represents changes in fitness and, therefore, movement between compartments. Whilst there are many functional forms that J_j might plausibly take, here we consider fluxes that depend linearly on the population and, hence, adopt the minimal form

$$J_j = w(j-1)u_{j-1} - w(j)u_j \quad (7)$$

for $j \in \{0, \dots, N-1\}$, where w is a fitness-dependent function that encodes the rate of transfer between subpopulations and is necessarily non-negative for all $j \in \{0, \dots, N-1\}$. We extend this definition to $j = -1$ and $j = N$ by defining $w(-1) = w(N) = 0$, which removes any dependence on the fictitious u_{-1} and prevents flux out of the discrete fitness domain, so that $\sum_j J_j = 0$.

The simple forms adopted here enable the fitness of the population to decline over time, with individuals moving in the direction of increasing j , but they do not allow for recovery, which corresponds to movement in the direction of reducing j . Whilst this might seem like a significant and restrictive assumption, the analysis that we later pursue can be readily extended to cases where this flux is bi-directional, though at the expense of the marked brevity that uni-directional flux affords. Hence, we focus only on the declining populations modelled by eq. (7), although we revisit bi-directional fluxes in appendix A.

In summary, our general model can be stated as

$$\frac{du_j}{dt} = n(j, \mathbf{u})u_j + J_j + \delta_{0j} \sum_i r(i)u_i, \quad (8)$$

where δ_{0j} is the Kronecker delta and all summations without explicit limits shall henceforth be assumed to run over $\{0, \dots, N\}$. We have grouped the effects of clonal reproduction, death, and the environmental burden into a single term

$$n(j, \mathbf{u}) = \rho(j) - d(j) - e(j) \sum_i b(i)u_i \quad (9)$$

for notational convenience, writing \mathbf{u} for the collection of all subpopulations and recalling that $\rho(0) = 0$. We note that the characteristic non-linearity of logistic growth models is present in the term $n(j, \mathbf{u})u_j$, which includes all products of the form $u_i u_j$ though *always* through the summation $\sum_i b(i)u_i u_j$. Additionally, we assume that each of the functions r , ρ , d , e , b takes non-negative values on $j \in \{0, \dots, N\}$, so that the terms in eq. (3) retain their intended physical interpretation, though the analysis that follows is not sensitive to this assumption.

3 Structured examples

Before we analyse the general model formulated above, it is informative to examine the consequences of structure via a number of example systems of

varying complexity. These examples highlight how even simple population structures can lead to qualitative differences in overall dynamics, along with complicating pen-and-paper analysis.

3.1 Fitness-independent kinetics

First, we consider one of the simplest reductions of eq. (8), in which $r = 0$, $\rho - d = \hat{g}$, $e = \hat{g}/\hat{L}$, and $b = 1$, where \hat{g} and \hat{L} are non-negative constants that are analogous to the growth rate and carrying capacity of the scalar logistic equation of eq. (1). Put differently, this is a model in which structure plays no role in the growth kinetics. With these assumptions, the structured model becomes

$$\frac{du_j}{dt} = \hat{g}u_j \left(1 - \frac{1}{\hat{L}} \sum_i u_i \right) + J_j, \quad (10)$$

which closely resembles the structure that we sought to generalise from the scalar logistic model of eq. (1), with the addition of an as-yet-unspecified flux between subpopulations. Here, in search of a direct analogue of the scalar model, we have chosen to include only clonal reproduction, though regenerative reproduction will play a role in our later analysis.

Even before specifying J_j , we can make substantial analytical progress towards capturing the overall dynamics of this class of structured model, especially if we are only concerned with the total population. Indeed, summing eq. (10) over j and defining $\mu_0 = \sum_j u_j$ yields the evolution equation

$$\frac{d\mu_0}{dt} = \hat{g}\mu_0 \left(1 - \frac{\mu_0}{\hat{L}} \right), \quad (11)$$

recalling that $\sum_j J_j = 0$ and noting that the term $\sum_i u_i = \mu_0$ in eq. (10) is independent of j . This evolution equation is precisely the scalar logistic equation of eq. (1). Thus, the overall population size of any structured population described by eq. (10) is governed by an unstructured logistic equation, independent of the choice of J_j . This result is not unexpected, as the growth kinetics in this small class of models are independent of the fitness of the subpopulations, so that moving between subpopulations has no effect on the population's overall growth dynamics. A key aspect of our general model formulation that allowed its reduction to a scalar logistic equation was the assumption that the burden term for subpopulation j in eq. (6) is explicitly dependent on all subpopulations, rather than just the j^{th} subpopulation. Indeed, if one were to pose the evolution equation for u_j with a burden that only depends on u_j , such a reduction would not be possible in general.

In fig. 1, we illustrate the dynamics of two such models: *Model A*, with $w(j) = (N - j)/W$, and *Model B*, with $w(j) = 1$, where $j = 0, \dots, N - 1$. The model dynamics are shown in panels (a) and (b), respectively, where $W = (N + 1)/2$ fixes the average flux rate to be unity in the first model.

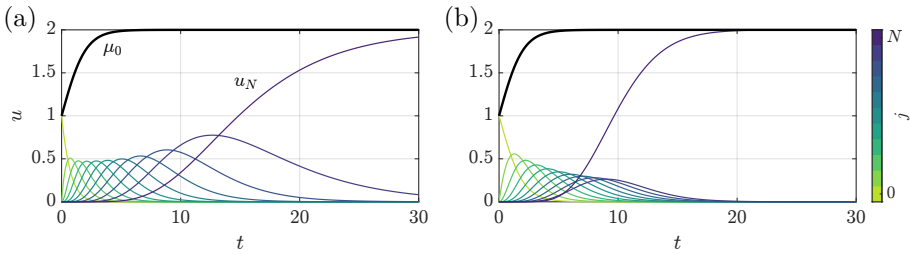


Fig. 1 The dynamics of two, simple structured populations which differ in their relations between fitness and flux rate. We plot the evolution of the fitness-structured models A and B of section 3.1 in (a) and (b), respectively. In each panel, the size of the overall population is shown as a heavy black curve, whilst the dynamics of individual subpopulations are shown as lighter, coloured curves, with fitness indicated by colour. The dynamics of the total populations in each case are identical and logistic in character, as expected given eq. (11), whilst the dynamics of the subpopulations differ significantly between the cases. Here, we have enforced $w(-1) = 0 = w(N)$ and taken $N = 10$, $\hat{g} = 1$, and $\hat{L} = 2$, with an initial population of unit size in the healthy compartment ($j = 0$).

Expectedly, both models give rise to the same overall dynamics (heavy black curves), but the dynamics of their subpopulations are markedly different (thin coloured curves). In particular, fig. 1a highlights that Model A, with non-constant flux rates, prolongs the existence of subpopulations with intermediate fitness, commensurate with the associated decreasing flux rate. In each example, we have fixed $N = 10$, $\hat{g} = 1$, and $\hat{L} = 2$, and begun the realisation with an initially healthy population $u_0 = 1$ at $t = 0$.

3.2 Fitness-dependent models

The simple, reduced dynamics exhibited by the previous models are far from the norm in structured population models. To illustrate this, we now consider a population with an increasing death rate $d(j) = j$, a decreasing flux $w(j) = N - j$, a constant birth rate β , and no environmental burden, so that $e(j) = 0$. This leads to the system

$$\frac{du_j}{dt} = (\beta - j)u_j + J_j, \quad (12)$$

which is exponential in character due to the lack of quadratic terms in u_j . Nevertheless, it demonstrates the complexity of structured models. Illustrative dynamics of this model are shown in fig. 2a, exemplifying a case in which the flux rate is initially larger than the population growth rate, with $\beta = (N + 1)/2$, $w(j) = N - j$, and $N = 10$. This leads to a population that, despite an initial period of exponential growth, eventually collapses as the population's fitness declines and its death rate increases. In particular, the healthiest compartments (those with small j) transfer rapidly into less healthy subpopulations and subsequently experience an increased death rate.

As a second, truly logistic example, we include fitness dependence in both of the burden-related terms, taking $b(j) = j$ and $e(j) = 1 + (N - j)/N$. This describes a population that imposes a greater burden as their fitness

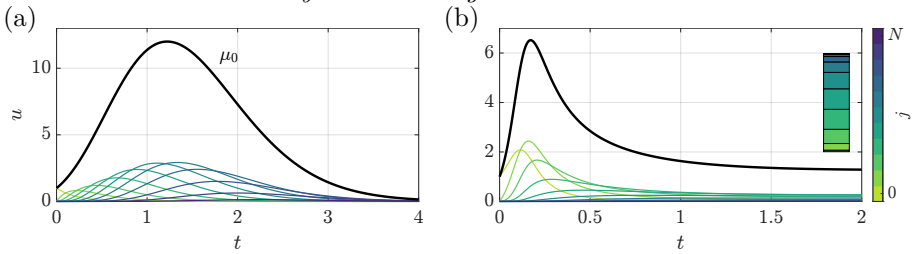


Fig. 2 The dynamics of structured populations with fitness-dependent growth and burden, with total population sizes shown as solid black curves. The dynamics of individual subpopulations are shown as lighter, coloured curves. (a) The evolution of a model appearing to have exponential character, in which structure leads to a rapid decline in overall fitness and eventual extinction after a period of initial growth. (b) The evolution of a more complex logistic-type model, in which growth rate declines with increasing j . Unlike in single-population logistic models, non-monotonicity occurs readily. Inset is a schematic of the population structure at the final timepoint, where larger regions represent larger subpopulations, highlighting a population dominated by subpopulations with intermediate fitness.

declines (as j increases), although they also become less impacted by the overall burden. To accompany this, we include a decreasing clonal growth rate $\rho(j) = 2(N - j)^2/N$, with the least fit subpopulation being unable to reproduce. These assumptions lead to the more complex system

$$\frac{du_j}{dt} = \left[\frac{2}{N}(N - j)^2 - \left(1 + \frac{N - j}{N} \right) \sum_i i u_i \right] u_j + J_j. \quad (13)$$

The dynamics of this system with $w(j) = N - j$ and $N = 10$ are shown in fig. 2b, highlighting non-monotonic evolution towards a non-zero steady configuration. The population structure in this steady state is shown inset, highlighting that much of the population is concentrated in subpopulations of intermediate fitness. This is commensurate with the vanishing growth rate of the $j = N$ subpopulation and the rapid growth, but similarly rapid flux, of the $j = 0$ subpopulation.

As the non-monotonic dynamics of the total populations in fig. 2 are not compatible with the monotonic solutions of the classical logistic equation, we should not expect to be able to recover such a simple model for the total population in either of these more complex cases. Focussing on the exponential model of eq. (12) and seeking an aggregated description, by summing over j as before, now leads to the total population equation

$$\frac{d\mu_0}{dt} = \beta\mu_0 - \sum_j j u_j. \quad (14)$$

As expected, this did not eliminate the explicit dependence on each of the u_j , with the term $\sum_j j u_j$ remaining due to the dependence of the kinetics on the fitness of the subpopulation. However, the simple form of the remaining summation suggests that we seek an explicit equation for its evolution. Denoting this term by μ_1 for brevity, the dynamics of the weighted sum can be found

by computing

$$\frac{d\mu_1}{dt} = \sum_j j \frac{du_j}{dt} = \beta\mu_1 - \sum_j j^2 u_j + \sum_j j J_j. \quad (15)$$

Once again, this aggregated evolution equation contains terms that we have not yet accounted for. The pre-multiplication by j before summation results in the presence of quadratic terms that cannot in general be written in terms of μ_0 and μ_1 , whilst the details of the currently unspecified flux J_j now enter into the dynamics. Without further knowledge of both the flux and the quadratic terms, further progress is not possible. In particular, whilst one might consider multiplying eq. (12) by j^2 instead of j in an attempt to close the system, this simply generates additional unknown terms and does not result in a closed system in general. The lack of obvious closure of the aggregated system is in stark contrast to the models of section 3.1, in which closure was immediate.

At this point, it is not clear if eqs. (14) and (15) can ever constitute a closed system, though it is plausible that some choices of the flux terms J_j will lead to the necessary cancellation of terms in eq. (15). In the next section, through a more general analysis of eq. (8), we will seek to determine conditions that lead to closure of these aggregated equations. As a consequence, we will in fact show that closure of this model is unattainable.

4 Exact moment closure for polynomial fitness dependence

Hereafter, we consider the general model defined by eq. (8). Generalising the approach and notation of the example of the previous section, we define the k^{th} order *moment* of the population as

$$\mu_k = \sum_j j^k u_j \quad (16)$$

for integer $k \geq 0$. Thus, $\mu_0 = \sum_j u_j$ gives the total population, $\mu_1 = \sum_j j u_j$ is the fitness-weighted average seen in section 3.2, and μ_2 is related to (but does not generally equal) the variance of the fitness.

With this definition, and motivated by section 3.2, we seek to determine conditions under which the moments $\mu_0, \mu_1, \dots, \mu_K$ form a closed description of the dynamics. We will refer to such a $K \leq N$ as the *order* of a closure, noting that a system may admit closures at multiple orders.

To make progress, we will assume that the parameters that control reproduction, the intrinsic death rate, the effect of the burden, and the flux are all polynomial functions of fitness. In terms of the notation of section 2, this implies that $r, \rho, d, e,$ and w are polynomials in j . As a result, the aggregated term n is also a polynomial in j , noting that $\sum_i b_i u_i$ is independent of j and that it can be absorbed into the coefficients of the polynomial. Explicitly, we

write $n(j)$ and $w(j)$ as

$$n(j) = \sum_{\alpha=0}^{\deg(n)} \nu_{\alpha} j^{\alpha} \quad \text{and} \quad w(j) = \sum_{\beta=0}^{\deg(w)} \omega_{\beta} j^{\beta}, \quad (17)$$

with the coefficients ν_{α} and ω_{β} of these polynomials being denoted by Greek characters with Greek subscripts. Here, $\deg(\cdot)$ refers to the polynomial degree, so that $\nu_{\deg(n)}$ and $\omega_{\deg(w)}$ are necessarily non-zero unless n or w are identically zero. We note also that the degree of n is bounded above by the maximum of the degrees of ρ , d , and e . Here and throughout, any dependence of n on \mathbf{u} is implicit.

4.1 The trivial closure

Before analysing the general case, it is worth highlighting that one can *always* find closed systems of moments for finite N . To see this, we note that the moments are simply linear combinations of the u_j , with coefficients j^k for integer k . Thus, the moments and subpopulations are related via

$$V^T \mathbf{u} = \boldsymbol{\mu}_N, \quad (18)$$

where $\boldsymbol{\mu}_N$ is the vector of moments of order at most N and V is the $(N+1) \times (N+1)$ Vandermonde matrix with entries $V_{\alpha\beta} = \alpha^{\beta}$ for zero-based indices $\alpha, \beta \in \{0, \dots, N\}$. It is a standard result of linear algebra that such a matrix is invertible. Hence, we may write each u_j as a linear combination of μ_0, \dots, μ_N and, therefore, the same is true of all moments of order greater than N . Thus, we can always close a system at order N , which we will refer to as the *trivial closure*. As this closure in general offers no reduction in complexity over the original system of equations, we will henceforth restrict our interest to closures of order $K < N$, and will neglect the trivial closure in our subsequent analysis. Moreover, we will seek closures in which K is independent of N .

4.2 Essentially unstructured systems

Consider a population in which within-subpopulation effects n , burden coefficients b , and regenerative growth r rates are each independent of fitness, so that the kinetics are independent of the structure of the population. This can also be interpreted as a population whose governing equations, excluding any flux terms, are invariant under all reparameterisations of the fitness j , a concrete example of this being the simple systems explored in section 3.1. As we saw in section 3, these essentially unstructured systems can be reduced to closed scalar equations for the total population by exploiting the conservative nature of the flux, recalling that $\sum_j J_j = 0$ for any suitable definition of J_j . Hence, these systems can be closed at zeroth order without any additional

constraints and always lead to dynamics of the form

$$\frac{d\mu_0}{dt} = [n(\mu_0) + r] \mu_0, \quad (19)$$

noting that the dependence of n on \mathbf{u} reduces precisely to a dependence on μ_0 when b is constant, whilst $\sum_i r(i)u_i = r\mu_0$ when $r(i) \equiv r$ is constant.

Despite this trivial closure at zeroth order, it is not obvious if any higher order moments can be captured quite so simply. Multiplying the evolution equation for u_j by j^k and summing over the subpopulations leads to

$$\frac{d\mu_k}{dt} = n(\mu_0)\mu_k + \sum_j j^k J_j, \quad (20)$$

the governing equation for the moment of order k . Note that there is no contribution from regenerative growth in this evolution equation, as its contribution to the sum is weighted by fitness $j = 0$. Significantly, the sum $\sum_j j^k J_j$ does not vanish in general for $k > 0$, with this sum plausibly dependent on any of the higher order moments, so that the system need not be closed at order k . Hence, though we are always able to capture the evolution of the total population via a simple logistic equation, in general we are not able to capture finer details of the population with the same ease.

However, if J_j were such that we could write $\sum_j j^k J_j$ in terms of the moments $\mu_0, \mu_1, \dots, \mu_K$ for every $k = 1, \dots, K$, then this system would indeed be closed, with eq. (20) depending on only moments of order K or less. To explore whether this is possible, we insert the definition of J_j from eq. (7) into the sum for general k to give

$$\sum_j j^k J_j = \sum_j j^k w(j-1)u_{j-1} - \sum_j j^k w(j)u_j, \quad (21)$$

with sums running over $j = 0, \dots, N$. Recalling that $w(-1) = w(N) = 0$, we are free to shift the index in the first summation without introducing additional terms, yielding

$$\sum_j j^k J_j = \sum_j [(j+1)^k - j^k] w(j)u_j, \quad (22)$$

valid for all admissible $w(j)$. As a polynomial in j , the leading order term in $(j+1)^k - j^k$ is simply kj^{k-1} . Hence, recalling that $w(j)$ is a polynomial in j for $j \in \{0, \dots, N\}$, the leading order term inside the summation is precisely $k\omega_{\deg(w)} j^{k-1+\deg(w)}$, the product of kj^{k-1} and the leading order term of $w(j)$.

Notably, this term vanishes for $k = 0$, independent on the degree of w and in line with the closure at order $K = k = 0$ seen in these systems. However, this term is non-vanishing for all $k > 0$, so that the contribution of the flux term to the evolution equation for μ_k contains a non-trivial dependence on $j^{k-1+\deg(w)}$ and, hence, on $\mu_{k-1+\deg(w)}$. Thus, the system of moment equations is closed at order k only if $\deg(w) \leq 1$ i.e. if the flux rate $w(j)$ is constant or is linear

in the fitness. Somewhat remarkably, this condition is independent of k , so that one can find closed equations for moments of any degree in an essentially unstructured system with $\deg(w) \leq 1$. More precisely, recalling that w is a non-negative polynomial and that $w(N) = 0$, this class of w is equivalent to non-negative scalar multiples of $N - j$. In other words, closed moment equations for such systems can be found if and only if $w \equiv C(N - j)$ for any $C \geq 0$.

4.3 General closure conditions

In essentially unstructured systems, we have seen that closure is immediate at zeroth order, and that we can sometimes obtain closed systems for higher order moments. For other systems, however, this zeroth-order closure need not occur, as we saw in the example of section 3.2. In this section, we build upon our analysis of essentially unstructured systems and explore systems that lack such simple closures.

Before we proceed, it is important to note that we can immediately place a lower bound on the order K of any closure, which arises due to the form of the burden and regenerative growth terms. In particular, as b is a polynomial in j , the burden term $\sum_i b_i u_i$ is necessarily dependent on $\mu_{\deg(b)}$ and potentially lower order moments. Analogously, the regenerative growth term depends on $\mu_{\deg(r)}$. Hence, these moments appear explicitly in the dynamics for each subpopulation and any closure must, therefore, include both $\mu_{\deg(b)}$ and $\mu_{\deg(r)}$. Thus, the order K of any closure necessarily satisfies $K \geq \max\{\deg(b), \deg(r)\}$. Notably, this bound was trivially satisfied in our examples of essentially unstructured systems, since $\deg(b) = \deg(r) = 0$ in both cases.

For the remainder of this study, we shall omit mention of these somewhat trivial lower bounds, as they do not impact consequentially on our analysis. As such, we will leave implicit any dependence of $n(j)$ on these moments, noting that they only appear as coefficients in the polynomial form of n and do not otherwise complicate matters. Naturally, however, these bounds must be taken into consideration in any application of these results to a particular system.

To proceed, we return to the general form of the subpopulation dynamics given in eq. (8):

$$\frac{du_j}{dt} = n(j)u_j + J_j + \delta_{0j} \sum_i r(i)u_i. \quad (23)$$

Seeking an evolution equation for μ_0 , we sum over j to arrive at

$$\frac{d\mu_0}{dt} = \sum_j [n(j) + r(j)] u_j, \quad (24)$$

noting that $\sum_j J_j = 0$. With $n(j)$ and $r(j)$ polynomials in j , this evolution equation can be written in terms of the moments μ_0, \dots, μ_m , where $m = \max\{\deg(n), \deg(r)\}$. Hence, for non-constant n or r , the dynamics of the

population are not closed at zeroth order and, therefore, we must proceed to higher order moments.

Seeking the dynamics of μ_k for $k \in \mathbb{Z}^+$, we multiply eq. (23) by j^k and sum, analogously to the special case of section 4.2. In this general case, we obtain

$$\frac{d\mu_k}{dt} = \sum_j j^k n(j) u_j + \sum_j j^k J_j, \quad (25)$$

noting that the regenerative growth term vanishes as it is weighted by $j = 0$. We have already evaluated $\sum_j j^k J_j$ in eq. (22), so that this evolution equation can be written in the somewhat lengthy form

$$\frac{d\mu_k}{dt} = \sum_j j^k n(j) u_j + \sum_j [(j+1)^k - j^k] w(j) u_j \quad (26a)$$

$$= \sum_j \underbrace{\{j^k n(j) + [(j+1)^k - j^k] w(j)\}}_{p(j)} u_j. \quad (26b)$$

Recalling that n and w are polynomials in j , with coefficients given in eq. (17), the term in braces is a polynomial $p(j)$ via

$$p(j) = \sum_{\alpha=0}^{\deg(n)} \nu_\alpha j^{k+\alpha} + \sum_{\beta=0}^{k-1+\deg(w)} \phi_{k,\beta} j^\beta, \quad (27)$$

where the k -dependent coefficients $\phi_{k,\beta}$ are defined via the convolution

$$\phi_{k,\beta} = \sum_{\gamma_1+\gamma_2=\beta} \omega_{\gamma_1} \binom{k}{\gamma_2} \quad (28)$$

for $\gamma_1 \in \{0, \dots, \deg(w)\}$ and $\gamma_2 \in \{0, \dots, k-1\}$. For instance, we have $\phi_{k,0} = \omega_0$ and $\phi_{k,k-1+\deg(w)} = k\omega_{\deg(w)}$, whilst $\phi_{1,i} = \omega_i$ for all i . Hence, the governing equation for the k^{th} moment can be written explicitly as

$$\frac{d\mu_k}{dt} = \sum_{\alpha=0}^{\deg(n)} \nu_\alpha \mu_{k+\alpha} + \sum_{\beta=0}^{k-1+\deg(w)} \phi_{k,\beta} \mu_\beta, \quad (29)$$

with powers of j in $p(j)$ giving rise to the corresponding moment after summation.

This explicit form reveals an expected complication: if the growth kinetics depend on fitness, so that $\deg(n) > 0$, the evolution equation for μ_k contains a dependence on $\mu_{k+1}, \dots, \mu_{k+\deg(n)}$. An analogous property emerges from the flux terms: unless their dependence on fitness is linear or trivial, they contribute moments $\mu_{k+1}, \dots, \mu_{k-1+\deg(w)}$. Thus, the only way for closure to

be possible at order $K = k$ is if the contributions of these terms precisely cancel out for all moments of order greater than k . In particular, this must be true for the highest order moments, so that

$$\nu_{\deg(n)}\mu_{K+\deg(n)} + K\omega_{\deg(w)}\mu_{K-1+\deg(w)} \equiv 0. \quad (30)$$

As the moments are linearly independent (see section 4.1) and the leading order coefficients of the polynomials are non-zero by definition, this equality can only hold if the moments are in fact the same and their coefficients sum to zero. In symbols, this imposes the degree constraint

$$\deg(n) = \deg(w) - 1 \quad (31)$$

along with a coefficient constraint

$$\nu_{\deg(n)} + K\omega_{\deg(w)} = 0. \quad (32)$$

Remarkably, eq. (31) is independent of K and is therefore necessary for closure at *any* order. In other words, closure is only possible if the polynomial degree of the flux rate is one more than the degree of the kinetic terms; otherwise, closure is not achievable.

Assuming that this degree condition is satisfied, the complete set of conditions on the coefficients needed to eliminate any explicit dependence on moments $\mu_{K+1}, \dots, \mu_{K+\deg(n)}$ may be simply stated as

$$\nu_\alpha + \phi_{K,K+\alpha} = 0 \quad (33)$$

for $\alpha \in \{1, \dots, \deg(n)\}$, a linear system of equations relating the growth kinetics to the transport. Note that the number of conditions depends only on $\deg(n) = \deg(w) - 1$ and not on the order of the closure. However, the conditions themselves depend on K , so that closure at different orders imposes different constraints on the forms of n and w . Therefore, a system that is closed at order K should not in general be expected to be closed at any other order, as this additionally requires $\phi_{K,K+\alpha} = \phi_{l,l+\alpha}$ for some $l \neq K$ and all α .

This observation proves to be restrictive beyond just the uniqueness of K for a given system. At this point, it may appear that closure is always possible for any given n : the degree of n fixes the degree of w , whose coefficients we then partly specify by solving a system of the form of eq. (33). However, we note that these conditions arise only as the result of requiring that the evolution equation for the K^{th} moment does not contain higher order moments, and provide no such guarantees for the other evolution equations.

To see the impact of this, note that in the absence of a flux term the moment $\mu_{k+\deg(n)}$ will appear in the evolution equation for μ_k . For $k = K$, the above conditions guarantee that introducing an appropriate flux will eliminate this term and other moments of order larger than K , so that the system appears closed at order K . If $\deg(n) = 1$, then the system truly is closed: the

evolution of μ_k will depend on μ_{k+1} for $k < K$, but the system closes overall as the evolution of $\mu_{(K-1)+1} = \mu_K$ depends only on lower order moments. Hence, the conditions established above are both necessary and sufficient for closure when $\deg(n) = 1$.

However, for $\deg(n) > 1$, the provided conditions are not sufficient, as the evolution equation for μ_{K-1} will depend on $\mu_{K-1+\deg(n)} \notin \{\mu_0, \dots, \mu_K\}$ and need not be cancelled out by a corresponding flux term. In fact, such cancellation can *never* occur. To see this, note that we necessarily have

$$\frac{d\mu_{K-1}}{dt} = [\nu_{\deg(n)} + \phi_{K-1, K-1+\deg(n)}] \mu_{K-1+\deg(n)} + \dots \quad (34)$$

where terms of lower degree have been omitted. Moreover, $\phi_{K-1, K-1+\deg(n)} = (K-1)\omega_{\deg(w)}$ from eq. (28), so that the dependence on $\mu_{K-1+\deg(n)}$ vanishes if and only if

$$\nu_{\deg(n)} + (K-1)\omega_{\deg(w)} = 0. \quad (35)$$

However, eq. (32) already fixes the leading coefficient $\omega_{\deg(w)}$ of w , so that closure in fact requires

$$\nu_{\deg(n)} = 0, \quad (36)$$

a contradiction as $\nu_{\deg(n)}$ is nonzero by definition. Hence, closure is not possible if $\deg(n) > 1$, irrespective of the choice of flux or the precise form of the growth dynamics. We will illustrate this failure in the final example of section 5.

In summary, we have shown that structured logistic systems with growth kinetics that are linear in the fitness j can be closed exactly at any order K by constraining the flux term via eqs. (31) and (32). In section 5.2, we will present an example that explicitly gives the general form of admissible fluxes. For all other growth dynamics, i.e. those with explicit nonlinear dependence on the fitness j , we have shown that non-trivial moment closure of this form is impossible.

5 Example closures

In this section, we present examples of closures in essentially unstructured and structured populations, along with an example in which closure is not possible due to nonlinear growth kinetics.

5.1 Essentially unstructured systems

Both of the examples considered in section 3.1 are essentially unstructured. Indeed, Model A has a flux rate that is precisely of the form $w \equiv C(N-j)$, with $C = 1/W$. Computing the evolution equations for the first- and second-order moments yields

$$\frac{d\mu_1}{dt} = \hat{g}\mu_1 \left(1 - \frac{\mu_0}{\hat{K}}\right) + \frac{N\mu_0 - \mu_1}{W}, \quad (37)$$

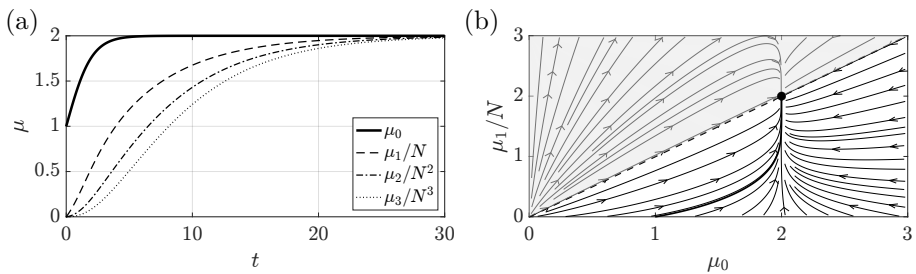


Fig. 3 The evolving moments of Model A. (a) Using the same parameters and initial conditions as fig. 1, we plot the evolution of the lowest order moments corresponding to Model A, an essentially unstructured system that admits closures at every order. Moments have been rescaled by powers of N for visual clarity. In (b), we plot the phase portrait of the dynamics in the μ_0 - μ_1 plane, scaling μ_1 by N . As the system closes at this order, the phase diagram completely captures the evolution of the lowest moments. The particular case shown in (a) is plotted here as a thick black curve, with the population growing quickly overall and then being transported to subpopulations with larger j . The upper, shaded region is infeasible, bounded by $\mu_1 = N\mu_0$, and the black disc is the unique stable steady state.

$$\frac{d\mu_2}{dt} = \hat{g}\mu_2 \left(1 - \frac{\mu_0}{\hat{K}}\right) + \frac{N\mu_0 + (2N - 1)\mu_1 - 2\mu_2}{W}. \quad (38)$$

As expected, these constitute a closed system of moment equations for $\{\mu_0, \mu_1, \mu_2\}$ when combined with eq. (11), along with the closed subsystems $\{\mu_0, \mu_1\}$ and even $\{\mu_0\}$. Hence, we have explicit closures at orders $K \in \{0, 1, 2\}$ for this system, and the above analysis predicts similar closures for all K . We illustrate the evolution of the first three moments in fig. 3a, along with a phase portrait of the closed dynamics of μ_0 and μ_1 in fig. 3b.

Model B of section 3.1, however, is qualitatively different: as the flux rate is constant and nonzero for $j \neq N$, any polynomial representation is of degree at least N . Hence, even the evolution equation governing its first-order moment μ_1 will contain a dependence on a moment of order N or higher, so that the only possible closure is the trivial closure of section 4.1. Thus, perhaps surprisingly, apparent simplicity is not sufficient to yield low-order closures in structured growth models.

5.2 Structured systems

We now illustrate the general results formulated in section 4.3 by returning to the two structured examples of section 3.2, which do not close at zeroth order. Rather than analyse a model with a specified flux rate w , we will instead determine the flux rates that are compatible with closure of these models at various orders.

5.2.1 Structured exponential growth

We begin with the exponential model of eq. (12), illustrated in fig. 2a, whose dynamics we recount as

$$\frac{du_j}{dt} = (\beta - j)u_j + J_j. \quad (39)$$

Here, we have $n(j) = \beta - j$ and $r(j) = 0$, so that any closures must be of order $K \geq \deg(n) = 1$. As $\deg(n) = 1$, the analysis of section 4.3 guarantees that closure is possible, and specifies $\deg(w) = \deg(n) + 1 = 2$, so that the only fluxes that permit closures are (at most) quadratic in the fitness variable, j . The coefficients of w are then determined (in part) by eq. (32), which in this case reduces to

$$\omega_2 = -\frac{\nu_1}{K} = \frac{1}{K}, \quad (40)$$

as $\nu_1 = -1$ and $\phi_{K,K+1} = K\omega_2$. Hence, as the conditions of section 4.3 are necessary and sufficient for closure when $\deg(n) = 1$, this system can be closed for any flux rate of the form

$$w(j) = \frac{1}{K}j^2 + \omega_1j + \omega_0. \quad (41)$$

Recalling that $w(N) = 0$ and $w(j) \geq 0$ for $j \in \{0, \dots, N\}$, the admissible fluxes reduce to a one-parameter family of polynomials of the form

$$w(j) = \frac{1}{K}(j - N)(j - C) \quad (42)$$

for all $C \geq N$. More generally, linear growth kinetics may be closed by fluxes of the form

$$w(j) = \frac{\nu_1}{K}(j - N)(C - j), \quad (43)$$

where $C \geq N$ if $\nu_1 < 0$ and $C \leq 0$ if $\nu_1 > 0$, recalling that $w(j) \geq 0$ for admissible j . Somewhat curiously, the leading factor of $1/K$ implies that closure at higher orders requires reduced fluxes.

As validation of our closure-predicting analysis, we explicitly compute the closure at order $K = 1$, giving

$$\frac{d\mu_0}{dt} = \beta\mu_0 - \mu_1, \quad (44a)$$

$$\frac{d\mu_1}{dt} = CN\mu_0 + (\beta - C - N)\mu_1, \quad (44b)$$

noting that the μ_2 -term generated by n in the equation for μ_1 has been precisely cancelled out by the flux, as expected. This system, whose dimension and complexity is independent of N , is simple to study. The extinction state $(\mu_0, \mu_1) = (0, 0)$ is linearly stable if and only if $\beta < N$, and gives way to a marginally stable continuum of fixed points for $\beta = N$. Larger β correspond

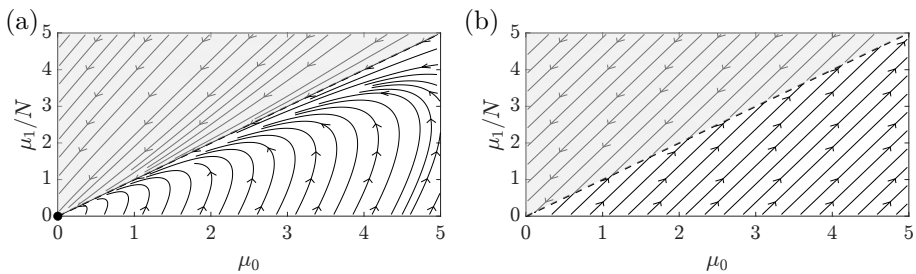


Fig. 4 Phase portraits of a structured exponential model. Using the closed moment equations of eq. (44), we illustrate the phase portraits governing the evolution of μ_0 and μ_1 . In (a), we choose $\beta = N/2 < N$, so that $(0, 0)$ is linearly stable. In (b), we take $\beta = N$, leading to a continuum of marginally stable steady states on the curve $\mu_1 = N\mu_0$. Here, $N = 10$ and $C = 2N$. The upper, shaded region in both panels is infeasible, bounded by $\mu_1 = N\mu_0$, shown dashed.

to rapid exponential growth with no admissible non-zero steady states. Two phase portraits are shown in fig. 4, with $\beta < N$ in fig. 4a and $\beta = N$ in fig. 4b, with the latter highlighting the continuum of steady states with $\mu_1 = N\mu_0$ when $\beta = N$.

Before we move on to a final example, it is worth noting that care should be taken when studying the closed system of moments, as they may capture more behaviours than are admissible in the full structured model. For instance, at first glance, nothing appears to prohibit the system evolving to the physically infeasible case of $\mu_0 = 0$ whilst $\mu_1 > 0$. This is, in fact, a special case of the general class of physically unrealistic states characterised by $\mu_1 > N\mu_0$. However, it turns out that the derived system of moments does respect this constraint: if $\mu_1 = N\mu_0$, then $d\mu_1/dt = Nd\mu_0/dt$, so that a trajectory initially satisfying $\mu_1 \leq N\mu_0$ will do so for all time. Hence, feasible states remain feasible for all time. This compatibility condition, along with the analogous constraints for higher order moments, will be present in all derived moment equations and serves as a simple way of verifying the correctness of computed closures. We can see examples of this in figs. 3 and 4, where the shaded regions are infeasible and unreachable.

5.2.2 Nonlinear fitness dependence

As a final example, we now seek closures of the most complex model of section 3.2, defined by eq. (13). The dynamics of each subpopulation depend explicitly on the first moment μ_1 , so that any closures must be at least of order 1, with

$$n(j) = \frac{2}{N}(N-j)^2 - \left(1 + \frac{N-j}{N}\right)\mu_1. \quad (45)$$

We do not expect to be able to close this system, as $\deg(n) = 2$. In particular, we expect to be unable to simultaneously eliminate higher order moments from the evolution equations of μ_{K-1} and μ_K for any K .

To verify this result, we now seek a closure of order $K = 2$. We impose the degree and coefficient constraints of eqs. (31) and (33), so that $\deg(w) = 3$

and its coefficients satisfy

$$\frac{\mu_1}{N} - 4 + 2\omega_2 + \omega_3 = 0, \quad (46a)$$

$$\frac{2}{N} + 2\omega_3 = 0, \quad (46b)$$

where we have computed $\phi_{2,2} = 2\omega_2 + \omega_3$ and $\phi_{2,3} = 2\omega_3$ from eq. (28). Solving for the coefficients of w yields fluxes of the general form

$$w(j) = -\frac{1}{N}j^3 + \left(2 - \frac{\mu_1 - 1}{2N}\right)j^2 + \omega_1j + \omega_0, \quad (47)$$

where ω_1 and ω_0 are yet to be determined. This flux rate depends explicitly on the moment μ_1 , a feature that has been inherited from the growth dynamics that will not prove problematic. Imposing $w(N) = 0$ then reduces this to a one-dimensional family of admissible fluxes, further constrained by the requirement that $w(j) \geq 0$ for $j \in \{0, \dots, N-1\}$, though we omit these details here for brevity.

The imposed conditions are necessary and sufficient for removing higher order moments from the evolution equation for μ_2 . To verify this, we compute the time evolution of moments μ_0 , μ_1 , and μ_2 as

$$\frac{d\mu_0}{dt} = \frac{2}{N}\mu_2 + \left(\frac{\mu_1}{N} - 4\right)\mu_1 + 2(N - \mu_1)\mu_0, \quad (48a)$$

$$\frac{d\mu_1}{dt} = \frac{1}{N}\mu_3 + \left(\frac{\mu_1 + 1}{2N} - 2\right)\mu_2 + 2(N - \mu_1 + \omega_1)\mu_1 + \omega_0\mu_0, \quad (48b)$$

$$\frac{d\mu_2}{dt} = \left(2[1 + \omega_1 + N - \mu_1] - \frac{\mu_1 - 1}{2N}\right)\mu_2 + (2\omega_0 + \omega_1)\mu_1 + \omega_0\mu_0. \quad (48c)$$

We note that, as expected, the evolution of μ_2 depends only on μ_0 , μ_1 , and μ_2 . However, the evolution of μ_1 irreparably depends on μ_3 , with coefficient $\nu_2 + \omega_3 \neq 0$. Hence, we verify that exact moment closure is unattainable at order 2 in this system, driven by the nonlinear dependence of the growth kinetics on fitness. More generally, the coefficient of μ_{K+1} in the evolution equation for μ_{K-1} will be $\nu_2/K \neq 0$, so that closure is impossible at all orders in this system. Notably, this approaches zero for large K , so one might expect in future work to find that approximate closures of reasonable accuracy can be found at high order when $\deg(n) = 2$.

6 Identifying mechanism in essentially unstructured systems

To conclude, we highlight the utility of structured population models for investigating the mechanisms underlying population growth. In section 2, specifically eq. (4), we noted the existence of two plausible mechanisms of

growth in structured populations: clonal growth (offspring have equal fitness to their parent) and regenerative growth (offspring are maximally fit). In any given experimental system, it may not be clear which of these mechanisms is at play. However, if we restrict ourselves to essentially unstructured systems, where one might think that modelling structure is superfluous, we will show that structured models can allow us to distinguish between these two mechanisms using only population-level information.

Consider two essentially unstructured populations that can be modelled via eq. (8) with the restrictions of section 4.2. Informed by the analysis of that section, we take $w(j)$ to be linear in j , so that the system of moments closes at all orders. Their evolution can be summarised as

$$\frac{du_j}{dt} = \rho u_j + \delta_{0j} r \sum_i u_i + \underbrace{\left[J_j - du_j - eu_j \sum_i u_i \right]}_{L_j}, \quad (49)$$

where here ρ , r , d and e are constant rates of growth or death and we have grouped together all the terms unrelated to reproduction into a single term L_j . Notably, by the above constraints on $w(j)$, we have that $\sum_j L_j = -(d + e\mu_0)\mu_0$ and that $\sum_j jL_j = f(\mu_0, \mu_1)$ is a function of μ_0 and μ_1 only.

Suppose that the two populations of interest are identical save for their mechanism of growth: one performs only clonal growth, whilst the other performs only regenerative growth. Hence, writing u_j^C and u_j^R for the clonal and regenerative populations, respectively, they satisfy the following evolution equations:

$$\frac{du_j^C}{dt} = \rho u_j^C + L_j^C, \quad (50a)$$

$$\frac{du_j^R}{dt} = \delta_{0j} r \sum_i u_i^R + L_j^R. \quad (50b)$$

Here and throughout, superscripts of C and R correspond to clonal and regenerative analogues, respectively. Note that, in order for only the mechanism (rather than the rate) of growth to differ between populations, we must have $\rho = r$.

Together, these constraints have a practically unfortunate, if unsurprising, consequence: were we to measure the total size of each population, the two would be indistinguishable. This is apparent when summing eq. (50) over j to yield evolution equations for μ_0^C and μ_0^R :

$$\frac{d\mu_0^C}{dt} = \rho\mu_0^C - (d + e\mu_0^C)\mu_0^C, \quad (51a)$$

$$\frac{d\mu_0^R}{dt} = r\mu_0^R - (d + e\mu_0^R)\mu_0^R, \quad (51b)$$

where $\rho = r$ ensures that both populations will evolve in the same way from equal initial conditions.

Thus far, it looks like structure has afforded little other than notational complexity. However, computing the evolution equation for the first moment of the populations reveals the benefit of explicitly modelling structure. Multiplying by j and summing gives

$$\frac{d\mu_1^C}{dt} = \rho\mu_1^C + f(\mu_0^C, \mu_1^C) - (d + e\mu_0^C)\mu_1^C, \quad (52a)$$

$$\frac{d\mu_1^R}{dt} = f(\mu_0^R, \mu_1^R) - (d + e\mu_0^R)\mu_1^R, \quad (52b)$$

where the terms involving f arise from summing jL_j . From the form of these equations, we see that only clonal reproduction has a direct and immediate impact on the evolution of the first moment of fitness. In contrast, whilst regenerative reproduction naturally impacts the whole dynamics, its effects are only via the eventual evolution μ_0 and μ_1 . Concretely, given equal starting conditions, the initial rate of change of μ_1^C depends strongly on $\rho = r$, whilst the initial evolution of μ_1^R is independent of the growth rate.

This is exemplified in fig. 5, where we compare the evolution of two such populations and their response to a change in growth rate. In fig. 5a,b we plot the evolution of a clonal and regenerative population, respectively, with the scaled first moments μ_1^C/N and μ_1^R/N shown dashed. Notably, though the first moments are different, the evolution of the total population is the same in each case. When changing the growth rate of both populations (panels c and d), we note that the evolution of μ_1^C (shown dashed in fig. 5c) is drastically impacted by the parameter change, with its gradient even switching sign, whilst the evolution of μ_1^R in fig. 5d appears insensitive to the change in parameter, at least at short times.

Overall, this highlights that, were one able to modify the growth rate in a controlled system, measurements of only μ_1 would allow for the identification of the mechanism of growth, whilst measuring only μ_0 (which may seem more natural) would not. In particular, an observation of μ_1 being sensitive to the change in growth rate would signify the presence of clonal growth, whilst insensitivity during initial evolution would suggest regenerative growth. Thus, even in essentially unstructured systems, modelling and measuring what little structure is present can illuminate otherwise unidentifiable details of the dynamics.

7 Summary and Discussion

In this introductory article, we have explored the dynamics of structured populations that can be described by generalisations of the classical logistic model of growth. Perhaps surprisingly, even generalising the principles of logistic growth led to some ambiguity in the mechanism of reproduction: is the structure variable (which here we thought of as fitness) preserved during reproduction, or

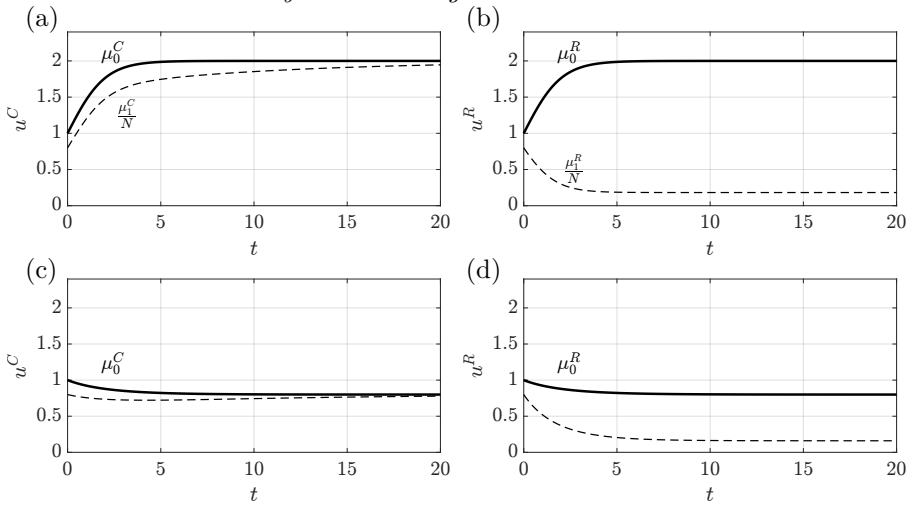


Fig. 5 The dynamics of four essentially unstructured models, highlighting the information that structure can provide even in seemingly unstructured systems. In (a) and (b) we plot the evolution of populations u^C and u^R , which grow via clonal and regenerative reproduction, respectively, with equal parameters. The different mechanisms of growth lead to different first moments μ_1^C and μ_1^R (shown dashed) but equal total populations (solid black curves). In (c) and (d) we reduce the growth rate by 60% from (a) and (b), leading to a reduction in overall population size. Notably, the evolution of μ_1^C is markedly different to that in (a). In contrast, the initial evolution of μ_1^R remains approximately unchanged between (b) and (d), distinguishing regenerative growth from clonal growth through their first moments. Here, we have taken $N = 10$, $g = 1$, $w(j) = (N - j)/10$ and $K = 2$, with $\rho = r = 1$ in (a) and (b).

is it changed in the process? Here we considered just two possibilities, either preserving or resetting the fitness of newly spawned population, and found in section 6 that the study of moment closures can distinguish these two mechanisms in simply structured populations using aggregated information alone. In future, a more complete investigation into the possible effects of reproduction on the structure variable is warranted, especially given the prospect of using population-level information to discern details of mechanism.

A focus of this study has been seeking out conditions for exact moment closures, which we demonstrated to be very restrictive. Though the relative rarity of closures may not be too surprising, it does highlight how remarkable it is that closures have been found in previous works [Chambers et al., 2023, Ford et al., 2019b], especially as these systems do not appear to have been contrived with the intent of generating exact closures. More generally, considering systems where exact closures are not realisable, it is not clear how significant the errors associated with slightly violating the derived closure conditions (e.g. by perturbing a coefficient constraint) might be. This prompts the future pursuit of systematically constructing approximate moment closures, perhaps drawing on the wealth of literature in the active matter and stochastic systems communities [Saintillan and Shelley, 2013, Cintra and Tucker, 1995, Kuehn, 2016, Gillespie, 2009], for instance. The existing progress in these other fields also motivates a future study of the impacts of taking the continuum limit

$(N \rightarrow \infty)$ of the discretely structured systems that we've explored in this work. A priori, it is not clear if the conclusions reached in this study will carry over to the continuum limit. Indeed, with reference to the continuum limit obtained in Chambers et al. [2023], we expect there to be significant nuance in how this limit should be taken, which may depend on the biological context in question.

Having only considered closures of a single structured population, there are a multitude of biologically relevant extensions that could be considered. Perhaps the most natural generalisation is to account for multiple interacting species that are themselves structured, exploring if and how the interactions between the species impacts on the form and existence of exact closures. A further extension that aligns closely with biological and medical applications is the consideration of alternative mechanisms of reproduction [Savill, 2003, Komarova, 2013, Yang et al., 2015], or the impacts of a time-dependent external factor such as a drug. Whilst evaluating the effects of fitness-independent factors may be relatively straightforward, the arguably more intriguing possibility for fitness-dependent effects raises non-trivial mathematical questions and promises to be a topic for significant future study. Additionally, an attempt to move beyond polynomial fitness functions is a promising but challenging direction for future work, as our analysis has been very sensitive to our choice of function space. Initial explorations suggest that this is expected to require case-dependent alternatives to μ_k that behave suitably under summation.

In summary, we have taken a classical model of population growth and begun to explore the exact study of discretely structured analogues, with a particular focus on moment closures. Restricting our exploration to a class of models with a polynomial dependence on the structure variable, we have identified necessary and sufficient conditions for systems to admit exact closures. In doing so, we have seen how restrictive the desire for exact closures can be, whilst also finding that some freedom remains once any constraints have been satisfied. Additionally, we have highlighted the potential benefits of studying structure even in simply structured populations, with signatures present in structured models able to yield mechanistic insight that might otherwise be obfuscated by unstructured approaches.

Acknowledgements and competing interests

BJW is supported by the Royal Commission for the Exhibition of 1851. The authors have no competing interests to declare.

All computer code used to generate figures in this work is available at <https://github.com/Mar5bar/structured-logistic-models>.

Appendix A Flux in both directions

The above analysis can be modified in a straightforward way to include fluxes in the direction of decreasing j (increasing fitness), which perhaps can be thought of as corresponding to some notion of repair. Explicitly, we introduce

the flux $\tilde{J} = \tilde{w}(j+1)u_{j+1} - \tilde{w}(j)u_j$, where $\tilde{w}(j) = \sum_{\beta=0}^{\deg(\tilde{w})} \tilde{\omega}_\beta j^\beta$ and $\tilde{\omega}_\beta$ are the coefficients of the flux, analogous to ω_β in the other direction and subject to similar conditions at the edges of the domain ($\tilde{w}(0) = 0$ and $\tilde{w}(N+1) = 0$ for convenience).

Adding this flux term to the general analysis of section 4.3 modifies eq. (26) to

$$\frac{d\mu_k}{dt} = \sum_j \underbrace{\{j^k n(j) + [(j+1)^k - j^k] w(j) + [(j-1)^k - j^k] \tilde{w}(j)\}}_{\tilde{p}(j)} u_j, \quad (\text{A1})$$

where $\tilde{p}(j)$ can be written as

$$\tilde{p}(j) = \sum_{\alpha=0}^{\deg(n)} \nu_\alpha j^{k+\alpha} + \sum_{\beta=0}^{k-1+\deg(w)} \phi_{k,\beta} j^\beta + \sum_{\beta=0}^{k-1+\deg(\tilde{w})} \tilde{\phi}_{k,\beta} j^\beta \quad (\text{A2})$$

and the k -dependent coefficients $\tilde{\phi}_{k,\beta}$ are defined via the convolution

$$\tilde{\phi}_{k,\beta} = \sum_{\gamma_1+\gamma_2=\beta} \tilde{\omega}_{\gamma_1} \binom{k}{\gamma_2} (-1)^{\gamma_2} \quad (\text{A3})$$

for $\gamma_1 \in \{0, \dots, \deg(\tilde{w})\}$ and $\gamma_2 \in \{0, \dots, k-1\}$. The moment evolution equation is then

$$\frac{d\mu_k}{dt} = \sum_{\alpha=0}^{\deg(n)} \nu_\alpha \mu_{k+\alpha} + \sum_{\beta=0}^{k-1+\deg(w)} \phi_{k,\beta} \mu_\beta + \sum_{\beta=0}^{k-1+\deg(\tilde{w})} \tilde{\phi}_{k,\beta} \mu_\beta. \quad (\text{A4})$$

The resulting conditions for closure can then be derived in exactly the same manner as in section 4.3. Once again, the results differ depending on the complexity of the growth terms. If $\deg(n) = 1$, closures can be found at any order through appropriate choices of the flux terms, but now with additional degrees of freedom afforded by the presence of \tilde{w} . For instance, if w and \tilde{w} are of the same degree, then the necessary and sufficient conditions for closure at order K amount to the degree constraint

$$\deg(n) = \deg(w) - 1 = \deg(\tilde{w}) - 1, \quad (\text{A5})$$

and the single coefficient constraint

$$\nu_\alpha + K [w_{\deg(w)} - \tilde{w}_{\deg(\tilde{w})}] = 0. \quad (\text{A6})$$

Combined with the requirements that $w(N) = 0$ and $\tilde{w}(0) = 0$, this amounts to 3 constraints on 6 coefficients (as both w and \tilde{w} are quadratics in j), so that significant freedom is afforded by having bidirectional fluxes. In contrast,

for $\deg(n) > 1$, we again encounter the problem illustrated in eq. (34), in which the dependence on $\mu_{K-1+\deg(n)}$ cannot be eliminated in the equation for μ_{K-1} . Hence, closures are never possible for $\deg(n) > 1$, even with bidirectional transport.

References

- Samuel Bernard, Laurent Pujon-Menjouet, and Michael C. Mackey. Analysis of cell kinetics using a cell division marker: Mathematical modeling of experimental data. *Biophysical Journal*, 84(5), 2003. ISSN 00063495. doi: 10.1016/S0006-3495(03)70063-0.
- Keith L. Chambers, Mary R. Myerscough, and Helen M. Byrne. A new lipid-structured model to investigate the opposing effects of LDL and HDL on atherosclerotic plaque macrophages. *Mathematical Biosciences*, 357, 2023. ISSN 18793134. doi: 10.1016/j.mbs.2023.108971.
- Charu V. Chaubal and L. Gary Leal. A closure approximation for liquid-crystalline polymer models based on parametric density estimation. *Journal of Rheology*, 42(1):177–201, 1 1998. ISSN 0148-6055. doi: 10.1122/1.550887.
- Joaquim S. Cintra and Charles L. Tucker. Orthotropic closure approximations for flow-induced fiber orientation. *Journal of Rheology*, 39(6):1095–1122, 11 1995. ISSN 0148-6055. doi: 10.1122/1.550630.
- C. A. Cobbold, J. A. Sherratt, and S. R.J. Maxwell. Lipoprotein oxidation and its significance for atherosclerosis: A mathematical approach. *Bulletin of Mathematical Biology*, 64(1), 2002. ISSN 00928240. doi: 10.1006/bulm.2001.0267.
- Raluca Eftimie and Charlotte Barelle. Mathematical investigation of innate immune responses to lung cancer: The role of macrophages with mixed phenotypes. *Journal of Theoretical Biology*, 524, 2021. ISSN 10958541. doi: 10.1016/j.jtbi.2021.110739.
- J. Feng, C. V. Chaubal, and L. G. Leal. Closure approximations for the Doi theory: Which to use in simulating complex flows of liquid-crystalline polymers? *Journal of Rheology*, 42(5):1095–1119, 9 1998. ISSN 0148-6055. doi: 10.1122/1.550920.
- Hugh Z. Ford, Helen M. Byrne, and Mary R. Myerscough. A lipid-structured model for macrophage populations in atherosclerotic plaques. *Journal of Theoretical Biology*, 479, 2019a. ISSN 10958541. doi: 10.1016/j.jtbi.2019.07.003.

- Hugh Z. Ford, Lynda Zeboudj, Gareth S.D. Purvis, Annemieke Ten Bokum, Alexander E. Zarebski, Joshua A. Bull, Helen M. Byrne, Mary R. Myerscough, and David R. Greaves. Efferocytosis perpetuates substance accumulation inside macrophage populations. *Proceedings of the Royal Society B: Biological Sciences*, 286(1904), 2019b. ISSN 14712954. doi: 10.1098/rspb.2019.0730.
- C.S. Gillespie. Moment-closure approximations for mass-action models. *IET Systems Biology*, 3(1):52–58, 1 2009. ISSN 1751-8849. doi: 10.1049/iet-syb:20070031.
- Jeff Griffiths, Dawn Lowrie, and Janet Williams. Age-structured model for the AIDS epidemic. *European Journal of Operational Research*, 124(1), 2000. ISSN 03772217. doi: 10.1016/S0377-2217(99)00288-X.
- Herbert W. Hethcote. An age-structured model for pertussis transmission. *Mathematical Biosciences*, 145(2), 1997. ISSN 00255564. doi: 10.1016/S0025-5564(97)00014-X.
- Hao Kang, Xi Huo, and Shigui Ruan. Nonlinear Physiologically Structured Population Models with Two Internal Variables. *Journal of Nonlinear Science*, 30(6), 2020. ISSN 14321467. doi: 10.1007/s00332-020-09638-5.
- Natalia L. Komarova. Principles of Regulation of Self-Renewing Cell Lineages. *PLoS ONE*, 8(9), 2013. ISSN 19326203. doi: 10.1371/journal.pone.0072847.
- Christian Kuehn. Moment Closure—A Brief Review. pages 253–271. 2016. doi: 10.1007/978-3-319-28028-8{_}13.
- James D Murray. *Mathematical biology: I. An introduction*, volume 17. Springer Science & Business Media, 2007.
- Vishaal Ram and Laura P. Schaposnik. A modified age-structured SIR model for COVID-19 type viruses. *Scientific Reports*, 11(1), 2021. ISSN 20452322. doi: 10.1038/s41598-021-94609-3.
- Olivier Restif, Yun S. Goh, Matthieu Palayret, Andrew J. Grant, Trevelyan J. McKinley, Michael R. Clark, and Pietro Mastroeni. Quantification of the effects of antibodies on the extra- and intracellular dynamics of *Salmonella enterica*. *Journal of the Royal Society Interface*, 10(79), 2013. ISSN 17425662. doi: 10.1098/rsif.2012.0866.
- Suzanne L. Robertson, Shandelle M. Henson, Timothy Robertson, and J. M. Cushing. A matter of maturity: To delay or not to delay? Continuous-time compartmental models of structured populations in the literature 2000–2016, 2018. ISSN 19397445.

- David Saintillan and Michael J. Shelley. Active suspensions and their nonlinear models. *Comptes Rendus. Physique*, 14(6):497–517, 5 2013. ISSN 1878-1535. doi: 10.1016/j.crhy.2013.04.001.
- Nicholas J. Savill. Mathematical models of hierarchically structured cell populations under equilibrium with application to the epidermis, 2003. ISSN 09607722.
- David W. Tudor. An age-dependent epidemic model with application to measles. *Mathematical Biosciences*, 73(1), 1985. ISSN 00255564. doi: 10.1016/0025-5564(85)90081-1.
- Sean T. Vittadello, Scott W. McCue, Gency Gunasingh, Nikolas K. Haass, and Matthew J. Simpson. Mathematical models incorporating a multi-stage cell cycle replicate normally-hidden inherent synchronization in cell proliferation. *Journal of the Royal Society Interface*, 16(157), 2019. ISSN 17425662. doi: 10.1098/rsif.2019.0382.
- Jonathan A.D. Wattis, Qi Qi, and Helen M. Byrne. Mathematical modelling of telomere length dynamics. *Journal of Mathematical Biology*, 80(4), 2020. ISSN 14321416. doi: 10.1007/s00285-019-01448-y.
- Jienian Yang, Maksim V. Plikus, and Natalia L. Komarova. The Role of Symmetric Stem Cell Divisions in Tissue Homeostasis. *PLoS Computational Biology*, 11(12), 2015. ISSN 15537358. doi: 10.1371/journal.pcbi.1004629.