

Quantum-private distributed sensing

Joseph Ho,^{1,*} Jonathan W. Webb,^{1,*} Russell M. J. Brooks,¹
 Federico Grasselli,² Erik Gauger,¹ and Alessandro Fedrizzi,^{1,†}

¹*Institute of Photonics and Quantum Sciences, School of Engineering and Physical Sciences,
 Heriot-Watt University, Edinburgh EH14 4AS, United Kingdom*

²*Institut de Physique Théorique, Université Paris-Saclay, CEA, CNRS, 91191 Gif-sur-Yvette, France*

Quantum networks will provide unconditional security for communication, computation and distributed sensing tasks. We report on an experimental demonstration of private parameter estimation, which allows a global phase to be evaluated without revealing the constituent local phase values. This is achieved by sharing a Greenberger-Horne-Zeilinger (GHZ) state among three users who first verify the shared state before performing the sensing task. We implement the verification protocol, based on stabilizer measurements, and measure an average failure rate of 0.038 ± 0.005 which we use to establish the security and privacy parameters. We validate the privacy conditions established by the protocol by evaluating the quantum Fisher information of the experimentally prepared GHZ states.

INTRODUCTION

Quantum networks allow connected nodes to perform tasks such as multi-user quantum cryptography [1, 2], distributed quantum computation [3, 4], and distributed quantum sensing [5–8]. The increased connectivity and sharing of resources over networks will likely prompt privacy-enabled protocols to protect sensitive information. A well known example of a private computing protocol is blind quantum computing, which allows clients to access remote quantum processors without revealing the computational algorithm to the servers [3, 4, 9]. Another established application is anonymous quantum communication, where users share cryptographic keys within a quantum network without revealing the identities of the keyholders to an eavesdropper, or other users within the network [10–15]. Similar ideas from quantum cryptography can be incorporated into remote sensing tasks operating over quantum networks to provide both security and privacy features [16–19].

Distributed quantum sensing typically involves spatially separated quantum sensors to monitor a global property, i.e., non-localised phenomena, such as magnetic fields, temperature sensing, or drifts between remote clocks [6]. The goal is to estimate a global value ϕ which is a linear function of local sensor values θ_i , such as the weighted sum—this differs from multi-parameter estimation where each θ_i is estimated, for which it is often optimal to use local strategies [20, 21]. In certain scenarios, distributed sensing can exploit entanglement generation in networks to estimate the global parameter directly with Heisenberg-limited precision scaling [8, 16, 22]. Additionally, entanglement can be used to guarantee security, ensuring only authorised users learn the estimated parameters, and privacy—delegating the sensing task to an untrusted node to perform measurements without learning the parameters [17, 18]. Recently, a two-user scheme has been proposed [23] and demon-

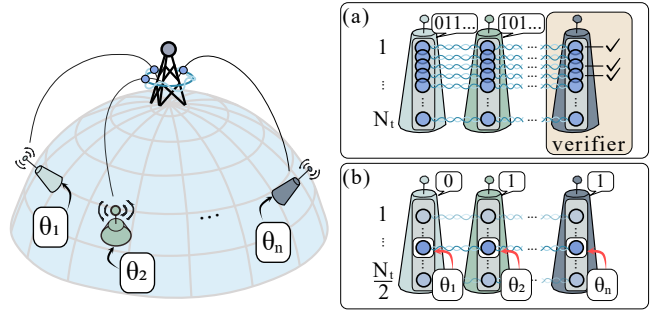


FIG. 1. Sensor nodes in a network monitor a global function of parameters while local values $\{\theta_i\}$ remain secret. An *honest verifier* establishes private pairwise channels with each node (not shown). (a) An *untrusted server* sends N_t copies of the resource state to all nodes, who store them locally in a quantum memory. They perform the verification protocol to ensure they share a state close to a GHZ state. (b) If verification is successful, the nodes encode their local parameters on one copy of the shared state to perform parameter estimation.

strated [24] by sharing a Bell pair between two parties, one who performs the sensing task while only the other learns the estimated parameter.

Here we consider multi-user quantum-private distributed sensing, a task known as *private parameter estimation* (PPE), for which security bounds are recently established in Ref [25]. We illustrate the conceptual arrangement of the PPE task in Fig.1. The n remote sensors are used to estimate a global phase, ϕ , which is a sum $\phi \doteq \sum_i \theta_i$ of θ_i local phase values, with $i \in \{1, \dots, n\}$. The goal is to prevent information about the local θ_i from being learned by any node or eavesdroppers monitoring the communication. Analogous to quantum conference key agreement [15, 26–28], the correlations of the n -partite GHZ state, $|GHZ\rangle \doteq (|0\rangle^{\otimes n} + |1\rangle^{\otimes n})/\sqrt{2}$ where $|0\rangle$ and $|1\rangle$ are computational basis states, are exploited to perform the distributed sensing task privately. The nodes must first verify that they are sharing the GHZ

state to ensure they are performing the protocol in private and with integrity. Once this is achieved, the θ_i are encoded onto the shared GHZ state by coupling each node's qubit to their respective quantum sensor, then each node measures their qubit and announces the result.

We now outline the state verification protocol [25]. One of the n nodes is designated as the verifier, who is assumed to be honest and has pairwise private channels with each remaining node. An untrusted quantum server prepares and distributes N_t copies of the n -partite GHZ state to all nodes who store them locally in quantum memories. The verifier randomly chooses half of the copies ($N_t/2$) and instructs the group to measure them according to one of the stabilizers, K_i . The set of stabilizers are given by cyclic permutations of $K_i = -X^{(1)}X^{(2)} \dots Y^{(i)}Y^{(i+1)} \dots X^{(n-1)}X^{(n)}$ for $i = 1, 2, \dots, n$ and $K_{i=n+1} = X^{\otimes n}$. By definition, the measurement outcomes of K_i result in a +1 eigenvalue for the n -qubit GHZ state. Each node performs their respective measurement then communicates their outcome to the verifier directly using their private channels. The verifier computes a failure rate, f , as the fraction of copies corresponding to a -1 eigenvalue. Provided f is small, one of the remaining untested copies is chosen at random as the target copy, ρ_j , and is used for the parameter estimation. This verification scheme is closely related to the one in Ref. [29], which is generalised to verify graph states using the full set of stabilizer measurements requiring $2n$ measurements, while in Ref. [25] only $n+1$ measurements are required for the GHZ state. This verification protocol guarantees a lower bound on the fidelity $F(\rho_j, |GHZ\rangle)$ of the target copy with the GHZ state up to some nominal probability,

$$\mathbb{P}\left(F(\rho_j, |GHZ\rangle) \geq 1 - \frac{2\sqrt{c}}{n} - 2nf\right) \geq 1 - n^{1-\frac{2mc}{3}}. \quad (1)$$

$\mathbb{P}(\mathbf{A})$ is the probability that \mathbf{A} is true, given the failure rate f , number of users n , and two positive variables c and m which relate to the statistical certainty based on the total number of copies, $N_t = \lceil 2mn^3 \log(n) \rceil$, used in the protocol (more details in the Appendix 2). Minimising c improves the fidelity lower bound but decreases the probability of the inequality holding true. The parameter m can be increased commensurately to offset the reduction by c , but this requires more test copies. Use of quantum memories in the verification step safeguards against an adversary swapping out non-test copies with non-private states, $|+\rangle^{\otimes n}$ where $|+\rangle \doteq (|0\rangle + |1\rangle)/\sqrt{2}$ which allows the adversary to learn the local phases from the outcomes. We assume the future availability of such quantum memories and prepare multi-partite GHZ states in the lab to investigate the implementation of the verification scheme presented in Ref. [25].

If the verification protocol is successful, the verifier an-

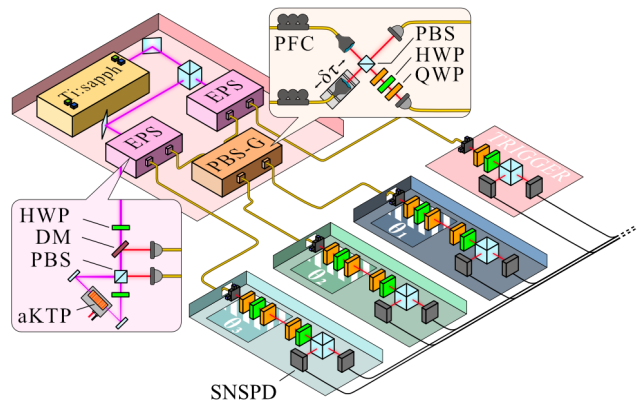


FIG. 2. Experimental setup preparing a three-qubit GHZ state and implementing PPE. A Ti:sapph laser pumps two entangled photon-pair sources (EPS), one photon from each source is sent to a polarising beamsplitter gate (PBS-G). A motorised stage implements a tunable delay, $\delta\tau$. Each photon is sent to a measurement stage consisting of a quarter-wave plate (QWP), half-wave plate (HWP), and polarising beam-splitter (PBS) with both outputs monitored by superconducting nanowire single photon detectors (SNSPD). Local phases θ_i are implemented for the three nodes using a QWP-HWP-QWP. The fourth photon is measured as a trigger.

nounces the target copy, ρ_j , to be used by the group to encode their local phase and perform the parameter estimation. The remaining $N_t/2 - 1$ untested copies are discarded¹, which is needed to satisfy the security demands for the verification scheme [25]. The private sensing task proceeds with each node coupling their sensor to the target qubit, which is equivalent to applying local unitary encoding operators, $U(\theta_i) = \exp(-i\theta_i\sigma_Z/2)$, where σ_Z is the Pauli-Z matrix, on their qubit. Finally, each node measures in the X basis and announces their outcome. The parity of the outcomes is used to estimate ϕ by repeating the protocol ν times, leading to a variance scaling of $\text{var}[\phi] \propto (\nu)^{-1}$ in the ideal case. To demonstrate the values of θ_i are private, we adopt the notions of privacy introduced in Ref. [25] based on the quantum Fisher information (QFI).

RESULTS

We experimentally prepare a three-qubit GHZ state to investigate the PPE protocol for $n = 3$ users, see Fig 2. Two entangled photon-pair sources are implemented using aperiodically-poled KTP crystals, phase-matched for Type-2 parametric down conversion, embedded in a Sagnac loop [30]. Both sources are pumped by

¹ Note that it might be possible to use some of these discarded copies in the protocol, however the security implications of this are not yet clear.

a mode-locked titanium:sapphire laser with a 80 MHz repetition rate, 1.3 ps pulse duration, and centred at 775 nm, to produce polarisation-entangled photon pairs at 1550 nm. One photon from each source is sent to a polarising beamsplitter (PBS) and each of the four photons are sent to polarisation analysers which perform tomographic measurements. The fourth photon in the setup is projected in the X basis to obtain the GHZ state,

$$\rho = p |GHZ\rangle \langle GHZ| + \frac{1-p}{2} (|000\rangle \langle 000| + |111\rangle \langle 111|), \quad (2)$$

where $(1-p)$ is strength of added noise, which we use to test the protocol robustness, via a relative temporal delay $\delta\tau$ added to one photon in the PBS gate. We set $\delta\tau = 0$ mm to maximise p then perform full quantum state tomography (QST) to reconstruct the density matrix, ρ . At this setting we measured the three-qubit GHZ state fidelity as 0.923 ± 0.005 and a state purity of 0.865 ± 0.009 . For a pure GHZ state both values are unity, however in practice several limitations exist; multi-photon events that arise from our probabilistic sources, mode mismatch on the PBS gate and finite polarisation extinction.

To implement the PPE protocol, the three nodes perform the verification protocol by measuring the stabilizers K_i , which we pick from a subset of the recorded QST measurements. For the optimal state we obtain an average failure rate $f = 0.039 \pm 0.005$ and from Ref [25] the verification step is successful if $f \leq 1/(2n^2)$, in our three-node case this sets a threshold of $f \leq 0.055$ which our state satisfies. Using f we establish a lower-bound fidelity of 0.769 ± 0.006 , via $F(\rho, GHZ) \geq 1 - 2nf$ when assuming infinite resource-state copies ($c \rightarrow 0$), which is smaller than the fidelity obtained via QST. For our three-node scenario it would be more optimal to use QST, however the measurements scale exponentially with n , while the verification protocol scales linearly requiring $n + 1$ stabilizers. We also establish an upper-bounded privacy parameter, $\varepsilon_p \leq 1.3 \pm 0.2$ using $\varepsilon_p \leq 24n^{-2} \sqrt{2nf}$, again assuming infinite copies, see Appendix 2 for details. For PPE, $\varepsilon_p = 0$ corresponds to perfect privacy, wherein θ_i cannot be learned by any node nor an eavesdropper and ϕ can be estimated ideally [25]. Using the density matrix reconstructed from QST, we calculate the QFI and obtain $\varepsilon_p = 0.005 \pm 0.002$, which is much smaller than the upper bound from the verification protocol—we will follow up on this in the next section. We implement the phase sensing task for two global phases $\{\phi_1, \phi_2\}$, see Fig. 3. To ensure each phase element encodes θ_i correctly we perform a full phase sweep for each, see Appendix 2 for details, then we independently set θ_i to prepare each ϕ . To estimate ϕ , all nodes measure in X then compute the expectation value using all outcomes and evaluate $\phi = \cos^{-1}[\langle X^{\otimes n} \rangle]$. The accuracy of the estimate $\hat{\phi}$ to the true value ϕ is evaluated as the distance, $\|\hat{\phi} - \phi\|$, see Fig. 3 (a), which approaches zero with a pure GHZ state and error-free encoding of θ_i . We similarly evaluate the

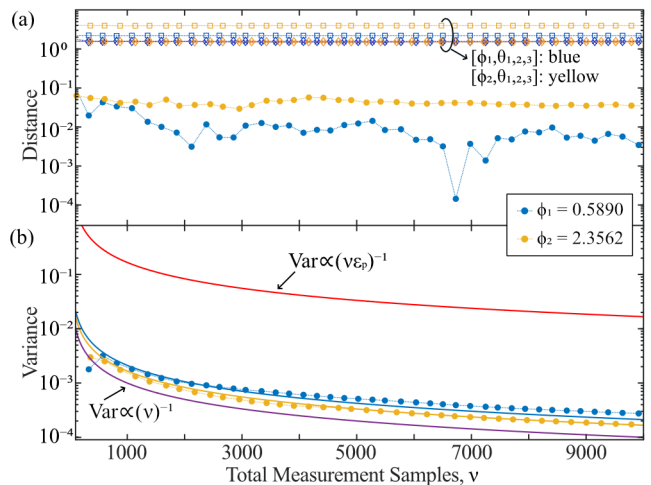


FIG. 3. Private parameter estimation for two global phases $\{\phi_1, \phi_2\}$, all nodes measure in σ_X to estimate ϕ ; this is repeated ν times. (a) The accuracy of the estimate $\hat{\phi}$ is evaluated as the distance for increasing ν . Solid circles show experimental data points for ϕ , unfilled square and diamonds represent the estimates for θ_i . (b) The precision scaling is evaluated as the variance of estimate $\hat{\phi}$ with increasing ν . Solid circles are experimental data, while solid lines show theoretically expected scaling. The purple curve scales as ν^{-1} is the best performance for ϕ using a pure GHZ state, while the red curve scales as $(\nu \varepsilon_p)^{-1}$ is the best case for θ_i .

distance for θ_i , but with only outcomes of the i -node; this approach can recover θ_i using the non-private state. The distances for estimating ϕ are over an order of magnitude lower than for θ_i , and remain constant with increasing measurement samples ν , which shows ϕ was successfully estimated. We then evaluate the variance in the estimates for the ϕ as a function of ν , see Fig. 3 (b), to obtain the precision scaling. The experimentally measured variances generally approach the scaling of ν^{-1} , which is attainable with a pure GHZ state and optimal measurements, which confirms our estimate of ϕ is near optimal. We also plot the precision scaling for θ_i using the directly evaluated privacy parameter, $\varepsilon_p = 0.005 \pm 0.002$. This represents the upper bound on the precision scaling for θ_i , based on the state quality, and is only realisable through an optimal (but generally unknown) measurement.

We now investigate the verification protocol further by considering three main properties; the robustness to noisy GHZ states, comparing the privacy bounds with a direct evaluation of ε_p , and the impact of finite copy statistics. To test the robustness of the PPE task we prepare several GHZ states with added noise by setting the $\delta\tau$ away from 0 and compute f in each case see Fig 4(a). For each state we perform QST to obtain fidelity values and we calculate the lower-bound fidelity using the stabilizers in Fig 4(b). In all cases, the lower bound is much smaller than the measured fidelity value, which ensures the protocol is robust to noise as the verification never

overestimates the quality of the state.

Following the approach in Ref. [25] we will verify the privacy independently using the quantum Fisher information (QFI), a standard tool for benchmarking quantum metrology schemes, see Fig 4(c). The QFI quantifies the extractable information about a parameter encoded on a system with an optimal measurement. For a pure GHZ state and measuring in X on all qubits, one can estimate ϕ with a theoretical QFI=1. Using the density matrices ρ in our experiment we calculated the highest QFI=0.90 \pm 0.02 when $\delta\tau = 0$ while higher noise results in a lower value. We then evaluate the privacy parameter, $\varepsilon(\theta_i)$, directly from ρ for each local node value, θ_i . We do this by calculating the *reducible* QFI of θ_i , when encoded by the i -node and when the other $j \neq i$ nodes encode functions of θ_i such that the resulting QFI is minimised. For a GHZ state, the reducible QFI of any local parameter θ_i is zero, by letting the other nodes encode the local parameters $\theta_j = -\theta_i/(n-1)$, see Appendix 4 for details. For the non-private state $|+\rangle^{\otimes n}$, we obtain $\varepsilon_p = 1/n^2$. We calculate $\varepsilon(\theta_i)$ for all cases of $\delta\tau$, see Fig 4(c), we also evaluate the protocol privacy parameter, $\varepsilon_p \doteq \max_i \varepsilon(\theta_i)$ for each case. The experimentally measured values for ε_p , of all tested $\delta\tau$, are smaller than the calculated value for the non-private state by over one order of magnitude—this confirms the privacy of the states we prepared.

So far we have been evaluating the PPE task in the asymptotic regime by assuming infinite copies of states, however in practice only a finite number will be available. At $\delta\tau = 0$ we repeat the verification protocol to construct a histogram of the measured failure rates, see Fig 4(d). In total we recorded over 1.2×10^7 detection events evenly across the stabilizer bases. We plot histograms of the measured failure rates and observe the spread of f reduce as the number of test copies increases, as expected. It is necessary to optimise the number of copies devoted to testing while maintaining confidence on the parameter f , which is captured by the parameters c and m , see Appendix 2 for details.

DISCUSSION

We demonstrated a quantum-private distributed sensing task involving three nodes that measure a global phase ϕ without revealing the local sensor values θ_i —the precision in estimating ϕ is at least two orders of magnitude better than for any θ_i . We assumed the availability of pairwise private channels between each node and the honest verifier for securely reporting outcomes in the verification protocol, this is a common requirement that is satisfied for privacy-enabled protocols [10, 11, 13–15]. Our work highlights a number of deficiencies in the implemented PPE protocol. First, we found the bounds on the fidelity of the GHZ state and privacy parameter of the

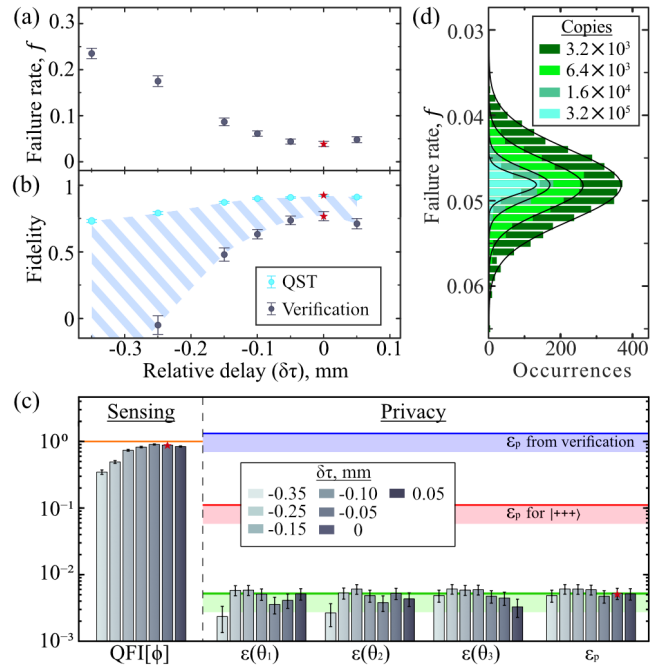


FIG. 4. Results. (a) Measured failure rate vs delay, $\delta\tau$. (b) For each $\delta\tau$, we perform full quantum state tomography (QST) to obtain the GHZ-state fidelity, light-blue circles. The lower-bound fidelity using the verification protocol is also plotted as dark-blue circles. (c) To quantify the sensing task, solid bars denote the quantum Fisher information (QFI) of ϕ . This is calculated from reconstructed density matrices for each $\delta\tau$. Orange line denotes theoretical maximum QFI for this task which is 1. To evaluate the privacy of local phases, $\varepsilon(\theta_i)$, we minimise the QFI over the encoding operators of the remaining nodes, $j \neq i$, see main text for details. We also plot the protocol privacy $\varepsilon_p = \max_i [\varepsilon(\theta_i)]$. The red line is ε_p for the non-private state, $|++++\rangle$, the blue line is the upper-bound of ε_p using the verification protocol and the green line is our protocol ε_p at $\delta\tau = 0$, denoted by the red star. Error bars derived from Monte Carlo sampling, assuming Poissonian statistics. (d) We repeat the verification protocol with increasing allocated test copies to construct a histogram of the measured failure rates. Solid lines are fits for each distribution.

task, which are obtained from the failure rate in the verification protocol, were exceedingly loose. Tighter security, for example by rethinking the privacy definition in a composable security framework, would make networked distributed sensing more resource efficient, and there is no fundamental reason preventing these from being derived in the future. Second, in its current form, the PPE protocol requires all copies of the shared states to be stored in memories before they can be used. The finite bandwidth even of multi-mode memories would strongly limit the number of copies that can be used, and as we have seen from the performance penalties of our finite round analysis, PPE would effectively become impractical. One may alleviate the need for large memories by introducing a trusted random variable that chooses whether a

distributed state in a sequence is used or not for verification, such that each node only requires a single-qubit quantum memory [31]. Alternatively, one may consider GHZ-state certification protocols which exploit fast, low-loss optical switches to randomly select a copy out of an ensemble which can be used for parameter estimation, while the remaining copies are certified [32–34]. While the PPE protocol we demonstrated has some caveats, we also identified pathways for improvements, which, once addressed, will unlock a wider range and more efficient distributed sensing applications for quantum networks.

Acknowledgements

We thank A. Pickston, L. Stroh, D. Markham and N. Shettell for helpful discussions. This work was supported by the UK Engineering and Physical Sciences Research Council (Grant Nos. EP/T001011/1.). FG acknowledges funding from the Deutsche Forschungsgemeinschaft (DFG, German Research Foundation) under the DFG Individual Grant BR2159/6-1.

Author contributions

JH and JWW are co-first authors of this work. JWW and AF conceived the project. JH, JWW, RMJB performed the experiment including taking data and analysing the results. FG and EG developed the theoretical tools used in the analysis. All authors contributed to writing and revisions of the manuscript.

Competing interests

The authors declare no competing financial or non-financial interests.

* These authors contributed equally

† a.fedrizzi@hw.ac.uk

- [1] N. Gisin, G. Ribordy, W. Tittel, and H. Zbinden, *Review of Modern Physics* **74**, 145 (2002).
- [2] S. Pirandola, U. L. Andersen, L. Banchi, M. Berta, D. Bunandar, R. Colbeck, D. Englund, T. Gehring, C. Lupo, C. Ottaviani, J. L. Pereira, M. Razavi, J. S. Shaari, M. Tomamichel, V. C. Usenko, G. Vallone, P. Villoresi, and P. Wallden, *Advances in Optics and Photonics* **12**, 1012 (2020).
- [3] S. Barz, E. Kashefi, A. Broadbent, J. F. Fitzsimons, A. Zeilinger, and P. Walther, *Science* **335**, 303 (2012).
- [4] J. F. Fitzsimons, *npj Quantum Information* **3**, 23 (2017).
- [5] D. Gottesman, T. Jennewein, and S. Croke, *Physical Review Letters* **109**, 070503 (2012).
- [6] P. Komar, E. M. Kessler, M. Bishof, L. Jiang, A. S. Sørensen, J. Ye, and M. D. Lukin, *Nature Physics* **10**, 582 (2014).
- [7] T. Baumgratz and A. Datta, *Physical Review Letters* **116**, 030801 (2016).
- [8] L.-Z. Liu, Y.-Z. Zhang, Z.-D. Li, R. Zhang, X.-F. Yin, Y.-Y. Fei, L. Li, N.-L. Liu, F. Xu, Y.-A. Chen, *et al.*, *Nature Photonics* **15**, 137 (2021).
- [9] A. Broadbent, J. Fitzsimons, and E. Kashefi, in *2009 50th annual IEEE symposium on foundations of computer science* (IEEE, 2009) pp. 517–526.
- [10] F. Hahn, J. de Jong, and A. Pappa, *PRX Quantum* **1**, 020325 (2020).
- [11] C. Thalacker, F. Hahn, J. de Jong, A. Pappa, and S. Barz, *New Journal of Physics* **23**, 083026 (2021).
- [12] Z. Huang, S. K. Joshi, D. Aktas, C. Lupo, A. O. Quintavalle, N. Venkatachalam, S. Wengerowsky, M. Lončarić, S. P. Neumann, B. Liu, *et al.*, *npj Quantum Information* **8**, 25 (2022).
- [13] F. Grasselli, G. Murta, J. de Jong, F. Hahn, D. Bruß, H. Kampermann, and A. Pappa, *PRX Quantum* **3**, 040306 (2022).
- [14] J. de Jong, F. Hahn, J. Eisert, N. Walk, and A. Pappa, *Quantum* **7**, 1117 (2023).
- [15] J. W. Webb, J. Ho, F. Grasselli, G. Murta, A. Pickston, A. Ulibarrena, and A. Fedrizzi, *Optica* **11**, 872 (2024).
- [16] Z. Eldredge, M. Foss-Feig, J. A. Gross, S. L. Rolston, and A. V. Gorshkov, *Physical Review A* **97**, 042337 (2018).
- [17] Z. Huang, C. Macchiavello, and L. Maccone, *Physical Review A* **99**, 022314 (2019).
- [18] N. Shettell, E. Kashefi, and D. Markham, *Physical Review A* **105**, L010401 (2022).
- [19] H. Kasai, Y. Takeuchi, Y. Matsuzaki, and Y. Tokura, *arXiv preprint: 2305.14119* (2023).
- [20] P. A. Knott, T. J. Proctor, A. J. Hayes, J. F. Ralph, P. Kok, and J. A. Dunningham, *Physical Review A* **94**, 062312 (2016).
- [21] T. J. Proctor, P. A. Knott, and J. A. Dunningham, *Physical Review Letters* **120**, 080501 (2018).
- [22] K. Qian, Z. Eldredge, W. Ge, G. Pagano, C. Monroe, J. V. Porto, and A. V. Gorshkov, *Physical Review A* **100**, 042304 (2019).
- [23] Y. Takeuchi, Y. Matsuzaki, K. Miyaniishi, T. Sugiyama, and W. J. Munro, *Physical Review A* **99**, 022325 (2019).
- [24] P. Yin, Y. Takeuchi, W.-H. Zhang, Z.-Q. Yin, Y. Matsuzaki, X.-X. Peng, X.-Y. Xu, J.-S. Xu, J.-S. Tang, Z.-Q. Zhou, G. Chen, C.-F. Li, and G.-C. Guo, *Physical Review Applied* **14**, 014065 (2020).
- [25] N. Shettell, M. Hassani, and D. Markham, *arXiv preprint: 2207.14450* (2022).
- [26] M. Proietti, J. Ho, F. Grasselli, P. Barrow, M. Malik, and A. Fedrizzi, *Science Advances* **7**, eabe0395 (2021).
- [27] A. Pickston, J. Ho, A. Ulibarrena, F. Grasselli, M. Proietti, C. L. Morrison, P. Barrow, F. Graffitti, and A. Fedrizzi, *npj Quantum Information* **9**, 82 (2023).
- [28] G. Murta, F. Grasselli, H. Kampermann, and D. Bruß, *Advanced Quantum Technologies* **3**, 2000025 (2020).
- [29] A. Unnikrishnan and D. Markham, *Physical Review A* **105**, 052420 (2022).
- [30] A. Pickston, F. Graffitti, P. Barrow, C. L. Morrison, J. Ho, A. M. Brańczyk, and A. Fedrizzi, *Optics Express* **29**, 6991 (2021).
- [31] A. Unnikrishnan, I. J. MacFarlane, R. Yi, E. Diamanti, D. Markham, and I. Kerenidis, *Physical Review Letters* **122**, 240501 (2019).
- [32] A. Gočanin, I. Šupić, and B. Dakić, *PRX Quantum* **3**, 010317 (2022).
- [33] M. Antesberger, M. M. Schmid, H. Cao, B. Dakić, L. A. Rozema, and P. Walther, *arXiv preprint:2407.13913* (2024).
- [34] L. d. S. Martins, N. Laurent-Puig, I. Šupić, D. Markham, and E. Diamanti, *arXiv preprint:2407.13529* (2024).

- [35] G. Tóth and O. Gühne, *Physical Review A* **72**, 022340 (2005).
- [36] L. J. Fiderer, J. M. Fraïsse, and D. Braun, *Physical Review Letters* **123** (2019).
- [37] M. G. A. Paris, *International Journal of Quantum Information* **07**, 125 (2009).

Appendix

1. PRIVATE PARAMETER ESTIMATION PROTOCOLS

In the main body we used two protocols that were initially introduced in Ref. [25]. While these are separated as two protocols, we remark that the second protocol is only implemented if the first protocol does not fail. The first protocol, VERIFICATION, is used to determine how close the distributed state is to the ideal GHZ state. The second protocol, PARAMETER ESTIMATION, implements the private distributed sensing task in its entirety. These protocols are outlined here for completeness.

Protocol 1: VERIFICATION [29]

- 1: An untrusted source generates N_t copies of the n -qubit resource state, for the group of n nodes. For each copy, the j -th qubit is sent to the j -th node, where $j \in \{1, 2, \dots, n\}$.
 - 2: For $i \in \{1, 2, \dots, n\}$, do the following:
 - (a) The Verifier selects $N_t/(2n)$ copies independently and uniformly at random.
 - (b) For each selected copy, the Verifier instructs each party to perform the measurement corresponding to their part of the stabilizer operator K_i .
 - (c) For each selected copy, the parties send their measurement outcome to the Verifier, who computes the outcome of the measurement of K_i . The copy passes the test if the measurement outcome of K_i is +1. Let $N_{\text{pass},i}$ be the number of copies that pass the stabilizer test for K_i .
 - 3: The Verifier chooses a single copy from the remaining $N_t/2$ copies that were not used for verification, uniformly at random. The chosen single copy is called the target copy ρ . The others are discarded.
 - 4: The average failure rate $f = 1 - 2N_{\text{pass}}/N_t$ is calculated and if $f \leq \frac{1}{2n^2}$, the parties use the target copy ρ for their task; otherwise, the verification of the GHZ state failed and the target copy is discarded.
-

TABLE I. VERIFICATION protocol. The Verifier is assumed to be honest. *Input:* The verifier requests N_t , the total number of copies of the resource state that are distributed. The set of stabilisers $\{K_i\}_{i=1}^n$ of the GHZ state is The set of stabilisers, are given by cyclic permutations of $K_i = -X^{(1)}X^{(2)} \dots Y^{(i)}Y^{(i+1)} \dots X^{(n-1)}X^{(n)}$ for $i = 1, 2, \dots, n$ and $K_{i=n+1} = X^{\otimes n}$ [35]. *Output:* a target copy close to the GHZ state or abort.

Protocol 2: PARAMETER ESTIMATION [25]

- 1: Repeat the following ν times.
 - (a) The nodes run the VERIFICATION protocol, if the computed failure rate $f > \frac{1}{2n^2}$ then the protocol fails and the users abort. If VERIFICATION does not fail, the nodes share a resource state close to a GHZ state.
 - (b) Each node j encodes their local parameter θ_j by applying $U_j = e^{-i\theta_j\sigma_z/2}$ on their qubit.
 - (c) Each node measures their qubit in the X basis and announces the measurement outcome.
 - 2: The outcomes are used to compute the expectation value, $\langle X^{\otimes n} \rangle$, and the global phase is evaluated as $\hat{\phi} = \cos^{-1}[\langle X^{\otimes n} \rangle]$ in each iteration. Conditional on successful verification rounds, the achievable precision scaling with respect to these rounds approaches ν^{-1} in the ideal case.
-

TABLE II. SECURE NETWORKING SENSING protocol [25]. *Input:* The parties choose a level of precision for estimating ϕ which sets the number of rounds ν . Each node encodes local phases $\theta_1, \dots, \theta_n$. *Output:* Estimation of $\phi = \sum_i \theta_i$, with ε_i -integrity and ε_p -privacy.

2. ANALYSIS OF PRIVACY AND INTEGRITY

Privacy

From the parameters defined by the verification model presented in Ref. [25] one can construct a bound for the privacy that is captured by the protocol and provides an upper bound on ε_p given as follows:

$$\varepsilon_p \leq \frac{24}{n^2} \sqrt{\frac{2\sqrt{c}}{n} + 2nf}, \quad (\text{SM1})$$

where n is the number of sensors and f is the failure rate of the stabilizer tests, averaged over all the n tested stabilizers; conditional on the success from the verification protocol we note that $f \leq 1/(2n^2)$. The positive constant c is a free variable constrained by $3/2m < c < (n-1)^2/4$. The verifier can choose the failure rate f and the free variable c to obtain a satisfactory level of privacy and integrity in their protocol and decrease ε_p to an arbitrarily small value.

In particular, ε_p -privacy quantifies the local sensor information leakage to an adversary. We extend the privacy definition from [25] to the case of n parameters encoded on a multipartite state via unitary encoding.

Definition 1. Let $\rho_{\theta_1, \dots, \theta_n}$ be a n -partite state encoded with n parameters through the local unitaries $U_j = \exp(-i\theta_j H_j)$, where H_j is a Hermitian operator on the j -th system. Then, the state is said to be ε_p -private if, $\forall j \in [1, n]$, there exists choices for the other local phases, $\phi_k(\theta_j)$ for $k \neq j$, such that:

$$F_{Q|\theta_j}(\rho_{\phi_1, \dots, \theta_j, \dots, \phi_n}) \leq \varepsilon_p (h_{\max} - h_{\min})^2, \quad (\text{SM2})$$

where $F_{Q|\theta_j}$ is the QFI calculated with respect to the parameter θ_j and where h_{\max} (h_{\min}) is the largest (smallest) eigenvalue of the operator $\sum_{j=1}^n H_j$.

Note that we expect $\varepsilon_p \in [0, 1]$ since for the trivial choice $\phi_k = \theta_j$ we get $F_{Q|\theta_j}(\rho_{\theta_j, \dots, \theta_j}) \leq (h_{\max} - h_{\min})^2$ (this result follows from Theorem 1 in [36]).

For the unitary encoding operated by the nodes in our experiment, we have $H_j = \sigma_Z/2$, which corresponds to the Definition 2 which recovers the definition provided in Ref. [25].

Definition 2. The n -partite state $\rho_{\theta_1, \dots, \theta_n}$, encoded by the local unitaries $U_j = \exp(-i\theta_j \sigma_Z/2)$, is said to be ε_p -private if, $\forall j \in [1, n]$, there exists $\phi_k(\theta_j)$ for $k \neq j$ such that:

$$F_{Q|\theta_j}(\rho_{\phi_1, \dots, \theta_j, \dots, \phi_n}) \leq \varepsilon_p n^2. \quad (\text{SM3})$$

Integrity

We now discuss the ε_i -integrity of the protocol. The authors of Ref. [25] quantify the deviation in accuracy and in precision of the estimator of the protocol, when the shared resource deviates from a GHZ state. As such, these measures depend on an upper bound on the average trace distance between the encoded resource state and the encoded GHZ state –averaged over the parameter estimation rounds [25]. Thus, we have the following definition.

Definition 3. Let τ_j be the target state of the j -th verification protocol after being encoded with the local phases, and let $T(\rho, \sigma)$ be the trace distance between ρ and σ . Then, the metrology protocol is ε_i -integrity if:

$$\frac{1}{\nu} \sum_{j=1}^{\nu} T(\tau_j, \tau_\phi) \leq \varepsilon_i, \quad (\text{SM4})$$

where τ_ϕ is the encoded GHZ state,

$$\tau_\phi = |\Phi\rangle \langle \Phi|, \quad |\Phi\rangle = \frac{1}{\sqrt{2}}(|0\rangle^{\otimes n} + e^{i\phi}|1\rangle^{\otimes n}). \quad (\text{SM5})$$

The deviations in accuracy and precision derived in [25] are obtained for a specific estimator $\hat{\phi}$ of the global phase. In particular, let τ_ϕ be the ideal encoded state, (SM5). Then, the expectation value of $\sigma_X^{\otimes n}$ on τ_ϕ is:

$$g(\phi) = \text{Tr}[\sigma_X^{\otimes n} \tau_\phi] = \cos \phi. \quad (\text{SM6})$$

On the other hand, the expectation value of $\sigma_X^{\otimes n}$ is approximated by the average of its measurement outcomes over the ν metrology rounds, when $\nu \gg 1$ and when the resource state is close to the GHZ state:

$$\hat{g} = \frac{1}{\nu} \sum_{j=1}^{\nu} m_j, \quad (\text{SM7})$$

where m_j is the outcome of $\sigma_X^{\otimes n}$ in the j -th metrology round (i.e., computed on τ_j). The estimator employed in [25] is defined as:

$$\begin{aligned} \hat{\phi} &= g^{-1}(\hat{g}) \\ &= \arccos(\hat{g}). \end{aligned} \quad (\text{SM8})$$

The authors in [25] argue that the estimator in (SM8), for $\nu \gg 1$, is unbiased when the resource state coincides with the ideal state ($\tau_j = \tau_\phi$ for all j). Then, Theorem 1 in [25] provides a bound on the bias of the estimator computed on the actual resource state:

$$|\mathbb{E}(\hat{\phi}) - \phi| \leq \frac{2o\varepsilon_i}{|\sin \phi|}, \quad (\text{SM9})$$

where $\mathbb{E}(\hat{\phi})$ is the expectation value of (SM8) on the actual resource state, while o is the maximum magnitude of the eigenvalues of the observable which is being measured for parameter estimation; in our case $o = 1$.

Similarly, one can argue that the variance of the estimator in (SM8), assuming that the resource state is the same in every parameter estimation round ($\tau_j = \tau$), can be computed as [25]:

$$\Delta^2 \hat{\phi} = \frac{1 - (\text{Tr}[\sigma_X^{\otimes n} \tau])^2}{\nu \sin^2 \phi}. \quad (\text{SM10})$$

Now, when the resource state is the encoded GHZ state, the variance simplifies to $1/\nu$. Theorem 1 in [25] provides a bound on the deviation of the precision of the estimator when the resource state is not ideal:

$$\left| \Delta^2 \hat{\phi} - \frac{1}{\nu} \right| \leq \frac{4\varepsilon_i(2\nu^{-1} + \varepsilon_i)}{\sin^2 \phi}. \quad (\text{SM11})$$

We evaluate the bounds in (SM11) and (SM9) by replacing $\mathbb{E}(\hat{\phi})$ with $\hat{\phi}$ and $\Delta^2 \hat{\phi}$ with the formula in (SM10), where we choose $\tau = \sum_j \tau_j / \nu$:

$$\Delta^2 \hat{\phi} = \frac{1 - (\mathbb{E}(\hat{g}))^2}{\nu \sin^2 \phi} \quad (\text{SM12})$$

$$\approx \frac{1 - (\hat{g})^2}{\nu \sin^2 \phi}. \quad (\text{SM13})$$

Experimental validation of integrity

The ε_i parameter is the average trace distance between the stored state after verification and an ideal state. This can be calculated through one of two ways, either taken directly from the experiment or taken from the current theoretical framework outlined in [25]. We will show that the experimentally obtained ε_i term leads to a tighter bound than the current theoretical term. First, using the experimental fidelity achieved, the upper bound on the trace distance via the fidelity is $\text{Tr}(\rho - \sigma) \leq \sqrt{1 - F(\rho, \sigma)}$, where $\varepsilon_{i,\text{exp}} = \sqrt{1 - F(\rho, \sigma)}$. The second method relies exclusively on the information provided by the protocol in [25], which states that after the verification protocol the fidelity must be above a certain threshold— Eq. (1) in the main text. Using this lower bound and the trace distance via the fidelity, we get $\varepsilon_{i,\text{theo}} = \sqrt{2\sqrt{c}/n + 2nf}$. We can now compare these two integrity metrics, using one of the phase sweep plots presented in Fig. SM2. The accuracy and precision and hence the integrity of the sensors can be plotted, as presented in Fig.SM1. The accuracy is indeed loose in both regards of $\varepsilon_{i,\text{exp}}$ and $\varepsilon_{i,\text{theo}}$, however our experimentally obtained integrity parameter is substantially tighter than the current theoretical framework. The measured precision appears to be up to seven orders of magnitude away from the theoretical bound, in both the $\varepsilon_{i,\text{exp}}$ and $\varepsilon_{i,\text{theo}}$ expressions. It should be noted that for $\varepsilon_{i,\text{exp}} \rightarrow 0$, the theoretical expression scales exponentially towards

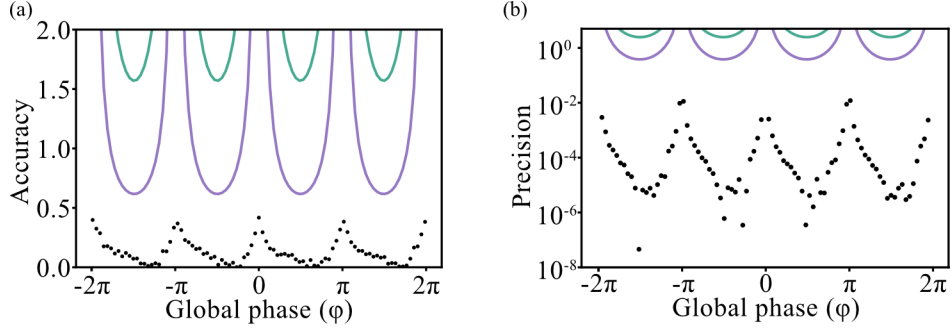


FIG. SM1. The accuracy and precision of the protocol, defined with respect to ε_i . In both plots, the green line is defined w.r.t $\varepsilon_{i,\text{theo}} = \sqrt{2\sqrt{c}/n + 2nf}$ and the purple line is defined w.r.t $\varepsilon_{i,\text{exp}} = \sqrt{1 - F(\rho, \sigma)}$. (a) shows the accuracy, as in (SM9), of the measured global phase (black line). Specifically, the green and purple are the right hand side of the inequality and the black line is the left hand side of the inequality in (SM9). (b) shows the precision, a more direct measure of integrity as in (SM11) it is w.r.t a certain number of parameter estimation rounds ν . The green and purple lines are the right hand side and the black line is the left hand side of the inequality in (SM11). This is taken at $\nu = 3200$, $c = 0.25$, with $f = 0.047$ as measured in (SM9), and the fidelity used is 0.905, the lower bound of 0.907(2).

our precision. This hints that modelling $\varepsilon_{i,\text{exp}}$ through the trace distance measure leads to a loose criteria, but not as loose as previously established through $\varepsilon_{i,\text{theo}}$, which does not get close to the characteristics determined from the experimental data—thus concluding and quantifying the looseness. We have therefore provided an alternative, tighter, bound in both the accuracy and precision of the protocol, leading to the integrity parameter being more honest.

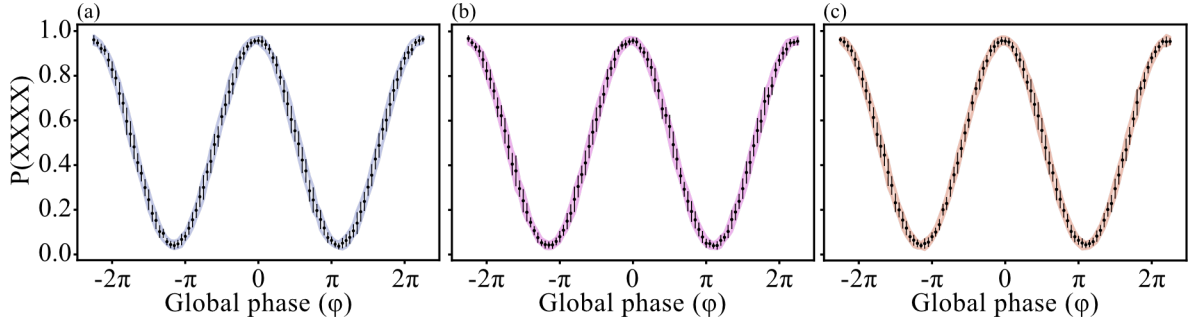


FIG. SM2. Measured visibilities of each node phase encoding stage. In each case, two phase shifters are fixed in phase, while one is rotated. The measured visibilities are 91.5(3)%, 92.0(3)% and 91.9(3)% for (a), (b) and (c) respectively. For completeness we note that the fourth qubit is also projected in X in the setup, hence the fourth qubit label.

3. SUPPLEMENTARY DISCUSSION

We have alluded to the fact that the protocol is rather pessimistic in the lower bound of the fidelity of the resource state which leads to large bounds on the privacy and integrity figures of merit. To highlight the distance between the lower bound fidelity and the actual fidelity we plot in FIG SM3 the failure rate as a function of fidelity in the asymptotic limit of infinite copies. The solid black line is the estimated fidelity using protocol I, which intersects the maximum failure rate (red dashed line) at 0.67 fidelity. However, the experimental resource state with a similar average failure rate of 0.0525 has an estimated fidelity of 0.89, the horizontal distance along the red dashed line represents the under performance of the protocol at estimating the fidelity of this state, which is 22% under estimate. We can consider what would happen if we now lower the maximum failure rate threshold since this is a free parameter by the verifier. If we set f to 0.0183 then we will in fact accurately estimate the fidelity of the experimental resource state to be 0.89. However, we have observed the in FIG SM4 that the probability of a resource state to pass the stabiliser measurements follows a normal distribution and if the average failure rate of our resource state was 0.047, then the probability of one of these states passing the verification protocol with $f = 0.0183$ would be around 0.2%.

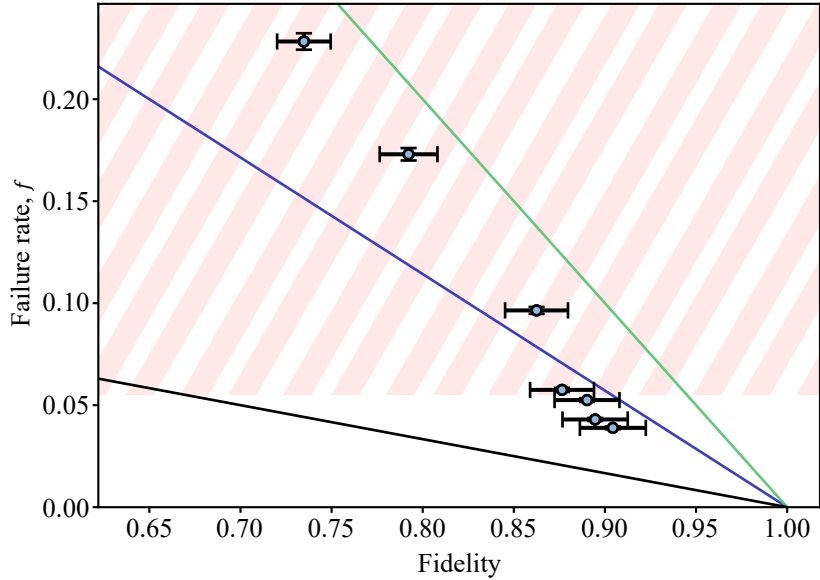


FIG. SM3. Failure rate is plotted against fidelity. The green line models the asymptotic limit of the verification protocol with the addition of dephasing noise and blue for depolarising noise. The black line is the asymptotic limit considering no noise model. The blue dots are the experimentally obtained fidelities and their corresponding failure rates, calculated by full quantum state tomography.

4. DIRECT CALCULATION OF QFI FOR PRIVACY STATEMENT

In this section we perform a direct calculation of the QFI appearing in the privacy definition that applies to our experiment, Definition 2. This is achieved by employing the tomographically-reconstructed resource state of our experiment. The goal is to compare the direct calculation of the QFI, which would lead to a tight privacy bound ε_p , with the upper bound on ε_p provided by [25] and reported in (SM1).

We start by recalling that the QFI of a state ρ_θ , obtained by encoding θ into ρ , is given by [37]:

$$F_{Q|\theta}(\rho_\theta) = 2 \sum_{k,l} \frac{|\langle \psi_k | \partial_\theta \rho_\theta | \psi_l \rangle|^2}{\lambda_k + \lambda_l}, \quad (\text{SM14})$$

where the sum only runs over indices for which $\lambda_k + \lambda_l \neq 0$ and where λ_k and $|\psi_k\rangle$ are obtained from the spectral decomposition of ρ_θ : $\rho_\theta = \sum_k \lambda_k |\psi_k\rangle \langle \psi_k|$ (where λ_k can also be zero). When the parameter θ is encoded by the unitary transformation:

$$\rho_\theta = e^{-i\theta A} \rho e^{i\theta A}, \quad (\text{SM15})$$

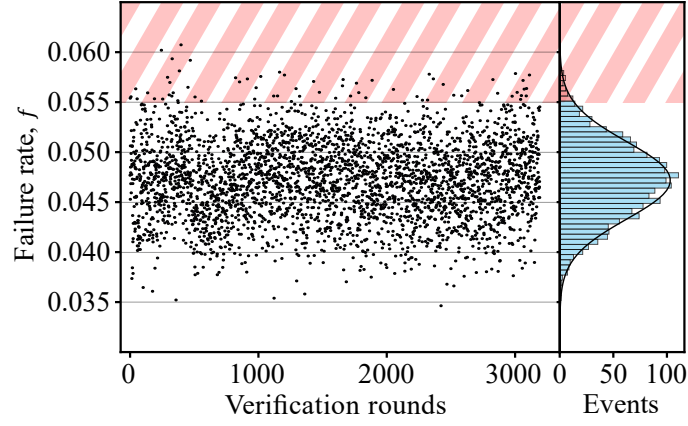


FIG. SM4. Histogram of errors in measured verification rounds. Around 1068 rounds of each respective stabiliser are obtained, totalling 3204 measurements dedicated to the verification stage. This is repeated 3200 times, leading to a histogram whose mean value is $f = 0.047$. Of these measurements, 3127 are within the error threshold of 0.055.

one can show that the QFI reduces to:

$$F_{Q|\theta}(\rho_\theta) = 2 \sum_{k,l} \frac{(\lambda_k - \lambda_l)^2}{\lambda_k + \lambda_l} |\langle \varphi_k | A | \varphi_l \rangle|^2, \quad (\text{SM16})$$

where now λ_k and $|\varphi_k\rangle$ are obtained from the spectral decomposition of the unencoded state ρ : $\rho = \sum_k \lambda_k |\varphi_k\rangle \langle \varphi_k|$, implying that the QFI in (SM16) is independent of the value of θ . Moreover, if the state ρ is pure, $\rho = |\varphi\rangle \langle \varphi|$, it holds:

$$F_{Q|\theta}(\rho_\theta) = 4 \left[\langle \varphi | A^2 | \varphi \rangle - (\langle \varphi | A | \varphi \rangle)^2 \right]. \quad (\text{SM17})$$

In order to determine the privacy parameter ε_p , let us fix for the moment $j = 1$ in (SM3), implying that we want to make a statement about the privacy of the local phase θ_1 when encoded in our resource state ρ . In order to find the best possible privacy parameter ε_1 , we solve the following optimization problem:

$$\alpha_1 = \min_{\phi_k(\theta), k \neq 1} F_{Q|\theta_1}(\rho_{\theta_1, \phi_2(\theta_1), \dots, \phi_n(\theta_1)}), \quad (\text{SM18})$$

and then choose $\varepsilon_1 = \alpha_1/n^2$. The optimization is done over all possible choices of functions $\phi_k(\theta)$, such that the resulting state is functionally independent of θ_1 –or as independent as possible. If we repeat this procedure for each j , we can then set $\varepsilon = \max_j \varepsilon_j$ and claim that the resource state ρ is ε_p -private according to definition (SM3). To solve the optimization in (SM18), we compute the QFI, with respect to θ_1 , of the encoded resource state:

$$\rho_{\theta_1, \phi_2(\theta_1), \dots, \phi_n(\theta_1)} = e^{-i\theta_1 \frac{Z_1}{2}} e^{-i\phi_2(\theta_1) \frac{Z_2}{2}} \dots e^{-i\phi_n(\theta_1) \frac{Z_n}{2}} \rho e^{i\theta_1 \frac{Z_1}{2}} e^{i\phi_2(\theta_1) \frac{Z_2}{2}} \dots e^{i\phi_n(\theta_1) \frac{Z_n}{2}}, \quad (\text{SM19})$$

where ρ is the resource state outputted by the verification procedure. To this aim, we start from the QFI formula in (SM14) and derive a generalized version of (SM16) which is valid when the state is encoded with multiple parameters via unitary encoding:

$$\rho_\theta = e^{-i\theta A_1} e^{-i\phi_2(\theta) A_2} \dots e^{-i\phi_n(\theta) A_n} \rho e^{i\theta A_1} e^{i\phi_2(\theta) A_2} \dots e^{i\phi_n(\theta) A_n}, \quad (\text{SM20})$$

with the additional assumption that the generators A_j commute pairwise. Then, the encoded resource state in (SM19) is a particular case of (SM20). We start by computing the derivative of the state in (SM20) with respect to θ :

$$\partial_\theta \rho_\theta = U_\theta [-iA_1, \rho] U_\theta^\dagger + \sum_{k=2}^n U_\theta [-iA_k \phi'_k, \rho] U_\theta^\dagger, \quad (\text{SM21})$$

where we introduced a short-hand notation for the unitary encoding:

$$U_\theta := e^{-i\theta A_1} e^{-i\phi_2(\theta) A_2} \dots e^{-i\phi_n(\theta) A_n}. \quad (\text{SM22})$$

Then, we observe that the spectral decomposition of ρ_θ , in the case of unitary encoding, is obtained from that of ρ ; namely, the eigenvalues are unchanged (λ_l) and the eigenvectors of ρ_θ are given by: $|\psi_l\rangle = U_\theta |\varphi_l\rangle$, with $|\varphi_l\rangle$ the eigenvectors of ρ . This implies that:

$$\begin{aligned} \langle \psi_m | \partial_\theta \rho_\theta | \psi_l \rangle &= \langle \varphi_m | \left([-iA_1, \rho] + \sum_{k=2}^n [-iA_k \phi'_k, \rho] \right) | \varphi_l \rangle \\ &= i(\lambda_m - \lambda_l) \left(\langle \varphi_m | A_1 | \varphi_l \rangle + \sum_{k=2}^n \phi'_k(\theta) \langle \varphi_m | A_k | \varphi_l \rangle \right), \end{aligned} \quad (\text{SM23})$$

which substituted in (SM14) yields:

$$F_{Q|\theta}(\rho_\theta) = 2 \sum_{m,l} \frac{(\lambda_m - \lambda_l)^2}{\lambda_m + \lambda_l} \left| \langle \varphi_m | A_1 | \varphi_l \rangle + \sum_{k=2}^n \phi'_k(\theta) \langle \varphi_m | A_k | \varphi_l \rangle \right|^2, \quad (\text{SM24})$$

which is the QFI of the state (SM20), with commuting generators and where λ_l and $|\varphi_l\rangle$ are obtained from the spectral decomposition of the unencoded state: $\rho = \sum_l \lambda_l |\varphi_l\rangle \langle \varphi_l|$. Now, we apply the last expression for the state in (SM19) to solve the optimization problem in (SM18). We obtain:

$$\alpha_1 = \frac{1}{2} \min_{\phi_k(\theta), k \neq 1} \sum_{m,l} \frac{(\lambda_m - \lambda_l)^2}{\lambda_m + \lambda_l} \left| \langle \varphi_m | Z_1 | \varphi_l \rangle + \sum_{k=2}^n \phi'_k(\theta) \langle \varphi_m | Z_k | \varphi_l \rangle \right|^2, \quad (\text{SM25})$$

where the solution of the optimization, α_1 , can potentially depend on θ if the derivatives of the functions $\phi_k(\theta)$ are not constant. However, we can assume the functions $\phi_k(\theta)$ to be of the form: $\phi_k(\theta) = c_k \theta$, for $c_k \in \mathbb{R}$, without loss of generality. Indeed, suppose that $\check{\phi}_k(\theta)$ are the optimal functions that solve the optimization problem, and suppose that $\alpha_1(\theta)$ depends on θ through $\check{\phi}'_k(\theta)$. Let $\bar{\theta}$ be the parameter that minimizes α_1 , i.e.: $\bar{\theta} = \arg \min_\theta \alpha_1(\theta)$. Then, we can choose another set of functions directly proportional to θ , namely $\phi_k(\theta) = \theta \check{\phi}'_k(\bar{\theta})$, such that the resulting QFI is minimal and equal to $\alpha_1(\bar{\theta})$, with the added benefit of being independent of θ . Therefore, we can restrict the optimization in (SM25) to linear functions of θ . Thus, we get the following parameter for the privacy of θ_1 when encoded in the resource state:

$$\varepsilon_1 = \frac{1}{2n^2} \min_{c_k \in \mathbb{R}} \sum_{m,l} \frac{(\lambda_m - \lambda_l)^2}{\lambda_m + \lambda_l} \left| \langle \varphi_m | Z_1 | \varphi_l \rangle + \sum_{k=2}^n c_k \langle \varphi_m | Z_k | \varphi_l \rangle \right|^2. \quad (\text{SM26})$$

By repeating this procedure for each j and by taking the maximum of the privacy parameters, we obtain the desired ε_p parameter for our resource state.

Hence, the resource state ρ , with spectral decomposition $\rho = \sum_l \lambda_l |\varphi_l\rangle \langle \varphi_l|$, is ε_p -private (according to Definition 1) with respect to the parameters $\theta_1, \dots, \theta_n$ when encoded by $U_j = e^{-i\theta_j \frac{Z_j}{2}}$, where:

$$\varepsilon_p = \frac{1}{2n^2} \max_{1 \leq j \leq n} \min_{c_{k|j} \in \mathbb{R}} \sum_{m,l} \frac{(\lambda_m - \lambda_l)^2}{\lambda_m + \lambda_l} \left| \langle \varphi_m | Z_j | \varphi_l \rangle + \sum_{k \neq j} c_{k|j} \langle \varphi_m | Z_k | \varphi_l \rangle \right|^2. \quad (\text{SM27})$$

Remark: We verify that the GHZ state encoded by $U_j = e^{-i\theta_j \frac{Z_j}{2}}$, for $j = 1, \dots, n$, is 0-private. A simple argument follows directly from Definition 1. Indeed, one can choose $\phi_k(\theta_j) = -\theta_j/(n-1)$, for $k \neq j$, and observe that the resulting encoded state is independent of θ_j :

$$\rho_{\phi_1, \dots, \theta_j, \dots, \phi_n} = U_1 U_2 \cdots U_n |GHZ\rangle \langle GHZ| U_1^\dagger U_2^\dagger \cdots U_n^\dagger = |GHZ\rangle \langle GHZ|. \quad (\text{SM28})$$

Thus, by definition of the QFI in (SM14), it holds: $F_{Q|\theta_j}(\rho_{\phi_1, \dots, \theta_j, \dots, \phi_n}) = 0$ for every j and hence $\varepsilon_p = 0$ according to Definition 1. Alternatively, we can directly evaluate the privacy parameter from (SM27). For this, we start from the spectral decomposition of the GHZ state (where we identified $|\varphi_1\rangle = |GHZ\rangle$):

$$\rho = 1 \cdot |GHZ\rangle \langle GHZ| + 0 \cdot (\mathbb{1} - |GHZ\rangle \langle GHZ|), \quad (\text{SM29})$$

which employed in (SM27) yields:

$$\begin{aligned}
\varepsilon_p &= \frac{1}{n^2} \max_{1 \leq j \leq n} \min_{c_{k|j} \in \mathbb{R}} \sum_{m>1} \left| \langle \varphi_m | Z_j | GHZ \rangle + \sum_{k \neq j} c_{k|j} \langle \varphi_m | Z_k | GHZ \rangle \right|^2 \\
&= \frac{1}{n^2} \max_{1 \leq j \leq n} \min_{c_{k|j} \in \mathbb{R}} \sum_{m>1} \left| \langle \varphi_m | \left(Z_j + \sum_{k \neq j} c_{k|j} Z_k \right) | GHZ \rangle \right|^2 \\
&= \frac{1}{n^2} \max_{1 \leq j \leq n} \min_{c_{k|j} \in \mathbb{R}} \sum_{m>1} \langle GHZ | \left(Z_j + \sum_{k \neq j} c_{k|j} Z_k \right)^\dagger | \varphi_m \rangle \langle \varphi_m | \left(Z_j + \sum_{k \neq j} c_{k|j} Z_k \right) | GHZ \rangle \\
&= \frac{1}{n^2} \max_{1 \leq j \leq n} \min_{c_{k|j} \in \mathbb{R}} \langle GHZ | \left(Z_j + \sum_{k \neq j} c_{k|j} Z_k \right)^\dagger (\mathbb{1} - |GHZ\rangle \langle GHZ|) \left(Z_j + \sum_{k \neq j} c_{k|j} Z_k \right) | GHZ \rangle \\
&= \frac{1}{n^2} \max_{1 \leq j \leq n} \min_{c_{k|j} \in \mathbb{R}} \left[\langle GHZ | (Z'_j)^2 | GHZ \rangle - (\langle GHZ | Z'_j | GHZ \rangle)^2 \right], \tag{SM30}
\end{aligned}$$

where we defined:

$$Z'_j = Z_j + \sum_{k \neq j} c_{k|j} Z_k. \tag{SM31}$$

Now, due to the structure of the GHZ state, we can e.g. choose $c_{k|j} = -1/(n-1)$, such that $Z'_j | GHZ \rangle = 0$, for every j . This yields $\varepsilon_p = 0$, as claimed.