

Fast timing silicon R&D for the future Electron-Ion Collider

Xuan Li^{1,*}, Eric Renner¹, Ming Liu¹, Walter Sondheim¹, Carlos Solans Sanchez², Marcos Vazquez Nuñez³, Vicente Gonzalez³, and Yasser Corrales Morales⁴

¹Los Alamos National Laboratory, USA

²CERN, Switzerland

³University of Valencia, Spain

⁴Massachusetts Institute of Technology, USA

Abstract. The proposed Electron-Ion Collider (EIC) will utilize high-luminosity high-energy electron+proton ($e + p$) and electron+nucleus ($e + A$) collisions to solve several fundamental questions including searching for gluon saturation and studying the proton/nuclear structure. Complementary to the ongoing EIC project detector technical prototype carried out by the ePIC collaboration, a Depleted Monolithic Active Pixel Sensor (i.e., MALTA2) based fast timing silicon tracking detector (FMT) has been proposed to provide additional hits for track reconstruction in the forward and backward region at the EIC to improve the overall track reconstruction quality. The fast timing resolution of the MALTA2 technology will help reject background events at the EIC as well. Progress of latest MALTA2 R&D, the development of a new MALTA2 quad-sensor prototype module and impacts of the proposed FMT in EIC physics studies will be discussed.

1 Introduction

The future Electron-Ion Collider (EIC) is expected to start construction at Brookhaven National Laboratory in 2025. It will support two interaction points (IP6 and IP8), where the detector located at IP6 is referred to as the EIC project detector and the one at IP8 is named as detector II. A series of electron+proton ($e + p$) and electron+nucleus ($e + A$) collisions ($A=2-238$) at the center of mass energies of 20-141 GeV will be operated at the EIC [1]. The bunch crossing rate at the EIC is around 10.2 ns with a 25 mrad beam crossing angle is introduced to IP6 to reduce impacts from beam backgrounds. The current technical design of the EIC project detector led by the ePIC collaboration utilizes the 65 nm Monolithic Active Pixel Sensor (MAPS) [2], the Micro Pattern Gaseous Detector (MPGD) [3] and the AC-coupled Low Gain Avalanche Diode (AC-LGAD) [4] to form its vertex and tracking subsystem. In complementary to ongoing EIC detector development, a Depleted MAPS (i.e., MALTA2 [5]) based Fast MAPS Tracker (FMT) had been proposed for either the ePIC detector upgrade or the EIC detector II. The design and R&D for the proposed FMT is underway supported by the EIC generic R&D program.

*e-mail: xuanli@lanl.gov

2 MALTA2 R&D progress

The MALTA2 sensor fabricated with the Tower 180 nm CMOS technology consists of a 224 by 512 pixel array on a 1 cm by 2 cm active area (see the left panel of figure 1) [5]. The average digital power consumption of the MALTA2 sensor is around 10 mW/cm² and its analog power consumption can reach around 70 mW/cm². Beam tests have been performed at different facilities to characterize the MALTA2 sensor and the right panel of Figure 1 shows the test setup for a MALTA2 sensor placed in the middle of a 6-layer MALTA telescope at CERN SPS. Test results of MALTA2 sensor with 100 μm thickness [6] are shown in Figure 2. The average hit spatial resolution is around 4.1 μm and the timing resolution is around 2.1 ns for individual MALTA2 sensors [6]. Minimal performance loss has been found on MALTA2 sensors at the irradiation dose around 10^{15} 1MeV n_{eq}/cm^2 [7], which is significantly higher than the expected irradiation level at the EIC.




Figure 1. The architecture of the MALTA2 sensor (left) and the CERN SPS beam test setup to characterize the MALTA2 sensor (right).

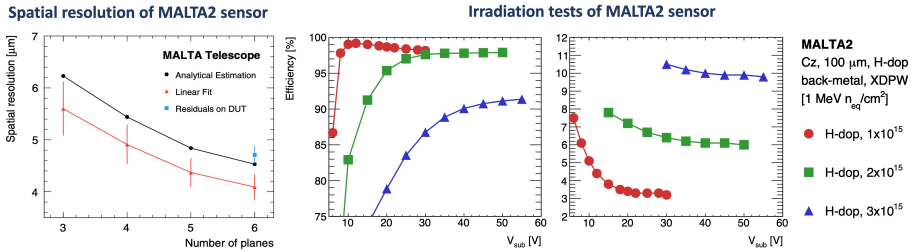


Figure 2. Spatial resolution of the MALTA2 sensor from the CERN SPS beam tests [6] (left). The bias voltage dependent efficiency (middle) and timing RMS (right) of the MALTA2 sensor with the irradiation dose at $1-3 \times 10^{15}$ 1MeV n_{eq}/cm^2 and 100 μm wafer thickness [7].

3 The proposed Fast MAPS Tracker (FMT) design

The MALTA2 based Fast MAPS Tracker (FMT) is proposed to consist of 2 disks in the forward region ($\eta > 2.5$) and another 2 disks in the backward region ($\eta < -2.5$) near the edge of the EIC central magnet. As a starting point, the EIC IP6 beam pipe and three 65 nm MAPS disks with the pseudorapidity coverage up to 2.5 have been used to develop the FMT design. Several optimization iterations have been applied for the FMT geometry and the left panel of

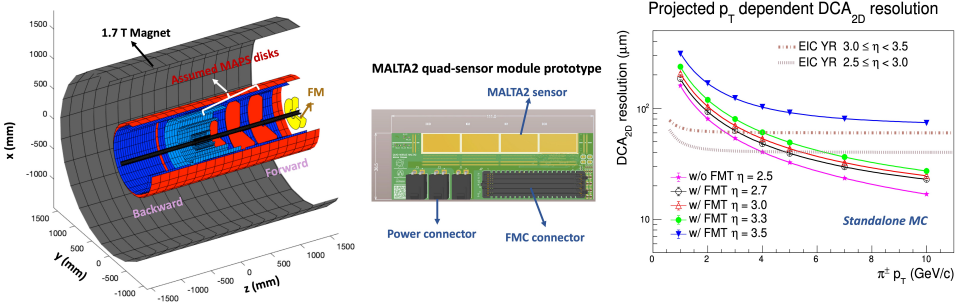


Figure 3. The proposed FMT geometry implemented in fast simulation (left). The first design of the MALTA2 quad-sensor prototype module (middle). The transverse momentum dependent track DCA_{2D} resolution in different pseudorapidity regions with FMT evaluated in standalone simulation (right).

Table 1. The geometry of the proposed FMT in the forward pseudorapidity region

Disk index	Inner radius	Outer radius	z location	Material budget	Hit efficiency
1	7.014 cm	23.095 cm	145 cm	0.74% X/X_0	98%
2	7.014 cm	23.095 cm	165 cm	0.74% X/X_0	98%

Figure 3 presents the optimized FMT geometry and the geometry parameters are summarized in table 1.

The proposed FMT will utilize either groups of MALTA2 quad-sensor staves/modules or MALTA2 octuple-sensor staves/modules to build the disk. The middle panel of Figure 3 shows the first prototype design of the MALTA2 quad-sensor module carrier board. Production of the MALTA2 quad-sensor is underway and performance characterization has been planned using lab bench and beam tests at CERN. Further development of the MALTA2 octuple-sensor module is underway. Tracking performance such as spatial and momentum resolutions with the proposed FMT geometry (see Table 1) has been evaluated in standalone single particle simulation. The right panel of Figure 3 shows the track p_T dependent transverse Distance of Closest Approach (DCA_{2D}) resolution with and without the FMT in comparison with the EIC yellow report requirement [1]. The proposed FMT can clearly help the forward track reconstruction in the pseudorapidity region of $2.5 < \eta < 3.3$ especially for tracks with $p_T > 2$ GeV/c.

4 Physics impacts of the proposed FMT

Fast timing is another advanced feature of the proposed FMT. Recent beam tests have demonstrated that the MALTA2 sensor can accomplish data acquisition within around 2 ns timing window [6]. The estimated collision rate at the EIC is around 500 kHz, which is equivalent to a 2 μ s data collection window. The FMT will be able to carry out physics measurements for individual collisions at the EIC, which can significantly reject pileup events. A PYTHIA8 [9] based simulation framework has been setup to evaluate the impact on forward heavy flavor hadron reconstruction using different readout time windows. Figure 4 compares the invariant mass of reconstructed D^0 (\bar{D}^0) ($D^0/\bar{D}^0 \rightarrow K^\pm \pi^\pm$) with the projected FMT spatial resolutions in the $2.5 < \eta \leq 3.5$ region using two different readout timing windows: 2 ns (left) and 10 μ s (right). The proposed FMT with around 2 ns readout can significantly reduce the combinatorial background contributions to the forward heavy flavor reconstruction at the EIC, which

has a great sensitivity in exploring the heavy quark hadronization process under different medium conditions [8].

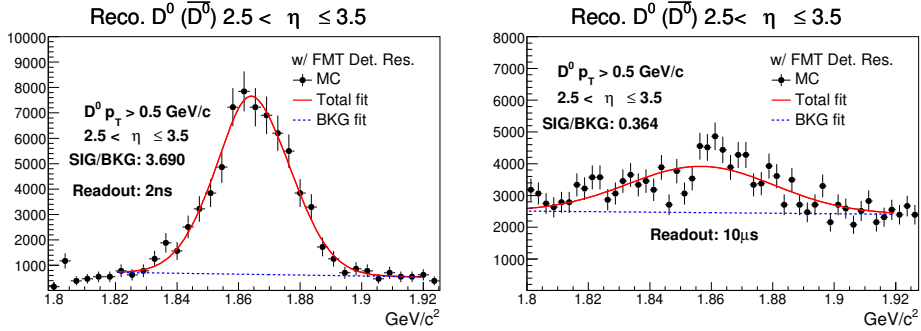


Figure 4. Invariant mass spectrum of reconstructed D^0 (\bar{D}^0) in the pseudorapidity regions of $2.5 < \eta \leq 3.5$ with 2 ns readout window (left) and with $10 \mu\text{s}$ readout window (right).

5 Summary and Outlook

Latest bench and beam tests have demonstrated good spatial and timing resolutions for MALTA2 sensors. As evaluated in recent simulation studies, the proposed MALTA2 based FMT will help reduce pileup and combinatorial background contributions for forward heavy flavor reconstruction at the EIC. Further ongoing R&D for the FMT, which includes design and production of a MALTA2 quad-sensor prototype module, will provide more technical details to validate the overall detector performance.

References

- [1] R. Abdul Khalek et al., *Science Requirements and Detector Concepts for the Electron-Ion Collider: EIC Yellow Report*, Nucl. Phys. A 1026 (2022) 122447.
- [2] ALICE collaboration, *Letter of intent for an ALICE ITS upgrade in LS3*, CERN-LHCC-2019-018, LHCC-I-034 (2019).
- [3] L. Shekhtman *Micro-pattern gaseous detectors*, Nuclear Instruments and Methods in Physics Research Section A: Accelerators, Spectrometers, Detectors and Associated Equipment 494 (2002) 1-3.
- [4] G. Giacomini et al., *Fabrication and performance of AC-coupled LGADs*, JINST **14** (2019) P09004.
- [5] F. Piro et al., *A 1- μW Radiation-Hard Front-End in a 0.18- μm CMOS Process for the MALTA2 Monolithic Sensor* IEEE Trans. Nucl. Sci., vol. 69, no. 6, pp. 1299-1309, 2022.
- [6] M. van Rijnback et al., *Performance of the MALTA telescope*, Eur. Phys. J. C **83** (2023) 581.
- [7] M. van Rijnback et al., *Radiation hardness of MALTA2 monolithic CMOS imaging sensors on Czochralski substrates*, Eur. Phys. J. C **84** (2024) 251.
- [8] X. Li *Exploration of hadronization through heavy flavor production at the future Electron-Ion Collider*, EPJ Web of Conferences 296, 16001 (2024).
- [9] T. Torbjorn et al., *An introduction to PYTHIA 8.2*, Comput. Phys. Commun. 191 (2015) 159-177.