

INTERPOLATING VIDEO-LLMs: TOWARD LONGER-SEQUENCE LLMs IN A TRAINING-FREE MANNER

Yuzhang Shang^{1,2,*} Bingxin Xu^{1,*} Weitai Kang¹ Mu Cai² Yuheng Li² Zehao Wen³
 Zhen Dong³ Kurt Keutzer³ Yong Jae Lee^{2,*} Yan Yan^{1,*}
¹Illinois Institute of Technology ²UW-Madison ³UC-Berkeley

ABSTRACT

Advancements in Large Language Models (LLMs) inspire various strategies for integrating video modalities. A key approach is Video-LLMs, which incorporate an optimizable interface linking sophisticated video encoders to LLMs. However, due to computation and data limitations, these Video-LLMs are typically pre-trained to process only short videos, limiting their broader application for understanding longer video content. Additionally, fine-tuning Video-LLMs to handle longer videos is cost-prohibitive. Consequently, it becomes essential to explore the interpolation of Video-LLMs under a completely training-free setting. In this paper, we first identify the primary challenges in interpolating Video-LLMs: ❶ the video encoder and modality alignment projector are fixed, preventing the integration of additional frames into Video-LLMs, and ❷ the LLM backbone is limited in its content length capabilities, which complicates the processing of an increased number of video tokens. To address these challenges, we propose a specific **INTerPolation** method for Video-LLMs (**INTP**-Video-LLMs). We introduce an alternative video token rearrangement technique that circumvents limitations imposed by the fixed video encoder and alignment projector. Furthermore, we introduce a training-free LLM context window extension method to enable Video-LLMs to understand a correspondingly increased number of visual tokens. We analyze the deployment costs of **INTP**-Video-LLM, and find its efficiency bottleneck is on its KV cache cost. Accordingly, we introduce a training-free KV-cache compression mechanism that reduces memory overhead during inference. **INTP**-VideoLLM not only supports the processing of longer video sequences but also optimizes memory usage during inference—all achieved without the need for additional training. In practice, whereas pre-trained Video-LLaVA [Lin et al., 2023] models are configured to process just 8 frames, **INTP** allows these models to comprehend 32 frames.

1 INTRODUCTION

Large Language Models (LLMs) [OpenAI, 2023, Touvron et al., 2023a;b], have shown surprising capabilities in question answering and reasoning. Building on this foundation, Vision LLMs extend these abilities to include images, employing a vision encoder and an LLM to generate text responses given an image and a related question [Liu et al., 2023a, Zhang et al., 2024]. Recent advancements aim to extend this capability from whole-image understanding to video understanding [Lin et al., 2023, Zhang et al., 2023, Kim et al., 2024]. Video-LLMs combine video data with language models by integrating learnable interfaces that capture both spatial and temporal representative of video. Typically, these interfaces use a projection network [Li et al., 2023b, Maaz et al., 2023, Li et al., 2023a] to transform video content into video tokens that can be interpreted by LLMs, thereby bridging the gap between video information and text processing capabilities of LLMs (see Fig. 1).

However, existing Video-LLMs [Li et al., 2023b, Lin et al., 2023, Maaz et al., 2023, Li et al., 2023a, Kim et al., 2024] struggle to process long videos. In particular, Video-LLMs lack the temporal resolution necessary to interpolate precision time, limiting its application to long video [Huang et al., 2024]. For instance, Video-LLaMA [Li et al., 2023b] and Video-LLaVA [Lin et al., 2023] only sample 8 frames uniformly across an entire video, which often falls short for detailed temporal analysis [Huang et al., 2024]. Simply feeding more frames into these models does not resolve the

*Equal Advising Authors. Work done during Yuzhang’s visit at UW-Madison.

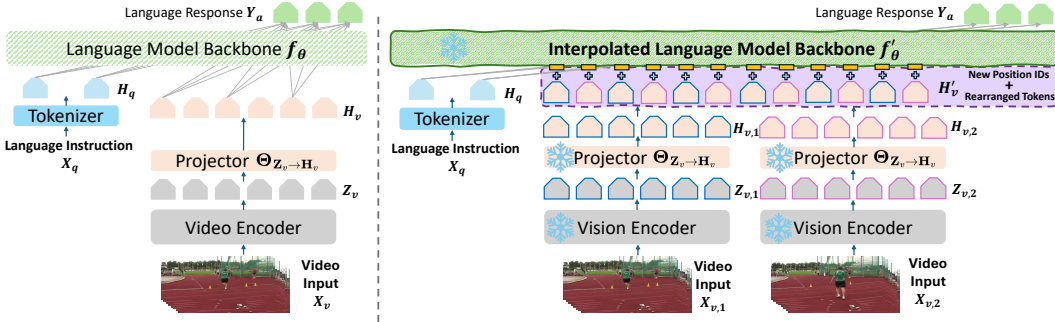


Figure 1: **(Left) Video-LLMs** consist of three main components: a video encoder, an alignment projector layer, and a fine-tuned LLM backbone. The process begins with the video encoder transforming video frames into a series of visual tokens. A projector then maps these tokens, aligning visual features with text features. The resulting aligned features, along with text prompts, are subsequently fed into the LLM backbone for visual understanding. **(Right) INTP**, a training-free Video-LLM interpolation technique, addresses the constraints of Video-LLMs. We employ an alternative video token **rearrangement** that bypasses the limitations set by the fixed video encoder and alignment projector. Additionally, we implement a training-free LLM context window **interpolation** method to allow Video-LLMs to process an increased number of visual tokens effectively.

issue, as their architectures cannot effectively process a larger number of frames. Consequently, there is an urgent need for Video-LLMs that can understand larger numbers of video frames.

To reach this goal, one could consider training Video-LLMs from scratch to handle more extensive video frames. Unfortunately, this approach is impractical due to prohibitive training costs and data accessibility issues. On the one hand, the Video-LLMs consume more and more data, which making the accessibility of data more and more difficult. In some cases, the training data even are not released. Sometimes, the weights of those Video-LLM are released while the data is not open. On the other hand, the computation cost of training a Video-LLM is expensive. For example, even the relatively less costly Video-LLaVA [Lin et al., 2023] requires thousands of hours on Nvidia A100 GPUs. Therefore, retraining a Video-LLM to process more frames is not feasible in many scenarios.

In this paper, we aim to enable Video-LLMs to understand videos with an extensive number of frames in a training-free manner. We first delineate the primary challenges associated with interpolating Video-LLMs: ❶ the video encoder and modality alignment projector are fixed, which prevents the integration of additional frames, and ❷ the content length capacity of the LLM backbone is limited, hindering the processing of an increased number of visual tokens.

To overcome these obstacles, we propose a specific interpolation method for Video-LLMs, dubbed INTP. Addressing the ❶ challenge, we propose an alternative video token rearrangement technique that bypasses the restrictions imposed by the fixed video encoder and alignment projector. This approach allows us to utilize the pre-trained video encoder and alignment projector to generate an unlimited number of video tokens, while maintain the video tokens’ consistency. For the ❷ challenge, derived from the positional embedding mechanism in Video-LLMs (i.e., Rotary Position Embedding, RoPE [Su et al., 2024]), we develop a training-free Video-LLM context window extension method. This design ensures that the interpolated Video-LLM can handle any number of video frames.

Upon developing the INTP-Video-LLM, we examined its deployment constraints and identified that the handling of an increased number of video tokens incurs additional memory usage. This finding echos the memory bottleneck in the long-sequence LLM deployment [Yuan et al., 2023; 2024]. To address this issue and enhance the deployment efficiency of INTP-Video-LLM, we introduce a training-free KV-cache compression technique that reduces memory overhead during inference. Consequently, the INTP-Video-LLM not only facilitates the processing of longer video sequences but also optimizes memory usage during inference, all without necessitating further training.

2 RELATED WORK

Video Language Models. Prior to the emergence of LLMs, Yang et al. [2022] introduce FrozenBiLM, which combined a frozen vision encoder with a bidirectional language model for efficient video processing. In the LLM era, video-language models continue to evolve. For instance, Video-ChatGPT enhances video instruction tuning using high-quality instructional data [Maaz et al., 2023]. Li et al. [2023a] propose VideoChat, in which they utilize cross-attention mechanisms to integrate video

tokens with user queries and dialogue context. Then, Li et al. [2024] propose the follow-up work, VideoChat2, in which they advance this integration with a multi-stage bootstrapping method, focusing on modality alignment and further instruction tuning. Video-LLaVA [Lin et al., 2023] introduces a pre-aligned encoder that supports both image and video modalities, enabling shared projections and joint training across tasks. However, handling long videos is very challenging due to the high computational complexity and memory demands of representing extensive video content with video tokens. To address these issues, various advanced temporal modeling techniques have been deployed. Chat-UniVi [Jin et al., 2023] proposes a unified model that dynamically merges spatial and temporal tokens using k-NN techniques to streamline processing. LLaMA-VID [Li et al., 2023b] utilize a dual token system to effectively compress video tokens. Despite these explorations, all previous methods have relied on some form of training. In contrast, our work is the first to explore the extension of the Video-LLM context window in a training-free manner, offering an approach to handling long video sequences without the computational expense and data requirements of traditional training methods.

Long-context LLMs. LLMs are generally pre-trained within a specified context length, with models like LLaMA and LLaMA2 employing 2k and 4k tokens respectively [Touvron et al., 2023a;b]. Training LLMs from scratch to handle extended contexts is often prohibitively expensive for many researchers. Nevertheless, recent innovations have focused on extending the context length through fine-tuning methods. Recent advancements focus on modifying the position embedding (PE), particularly RoPE [Su et al., 2024], employed in LLMs such as LLaMA and Mistral [Jiang et al., 2023]. One of the main strategies is embedding scaling [Chen et al., 2023, Liu et al., 2023b, Peng et al., 2023]. Embedding scaling techniques modify position embeddings to accommodate longer sequences, ensuring they remain within the pre-training scope and preventing feature extrapolation. For instance, Chen et al. [2023] condense position indices to maintain alignment with the pre-training range, effectively expanding LLaMA’s context to 16,000 tokens with minimal fine-tuning, requiring only 1,000 steps. In a different approach, Liu et al. [2023b], Roziere et al. [2023] adjust the rotary base of RoPE, known as “NTK-aware” scaling. To the best of our knowledge, our work is the first exploration to extend the context window of Video-LLMs in a training-free manner.

Post-training Compression for KV Cache. Recently, the compression of Key-Value (KV) caches has garnered significant attention due to the prohibitively high memory consumption associated with generating long contextual sequences in LLMs. Current methods can be briefly categorized into three types: Quantization-aware compression, eviction-based compression and attention-based compression. Quantization-aware compression reduces KV cache size by substituting the original KV cache with lower-precision approximations. KVQuant [Hooper et al., 2024], KIVI [Liu et al., 2024] and WKVQuant [Yue et al., 2024] are pioneering studies in KV cache quantization, revealing that keys and values should be quantized along different dimensions. Notably, KIVI compresses the KV cache to as few as 2 bits. Yang et al. [2024], Dong et al. [2024] further enhance quantization performance by identifying and selectively preserving more significant keys and values. SKVQ [Duanmu et al., 2024] advances upon KIVI using a sliding window technique, wherein quantization parameters are determined on a window-wise basis. ZipCache [He et al., 2024] establish a robust baseline for KV cache quantization, achieving compression ratios as high as 5x with negligible performance degradation. In this work, we analyse the development bottlenecks of long-context Video-LLMs, and propose using the quantization techniques to address the computational overhead challenges.

3 METHOD: INTERPOLATING VIDEO-LLMS

In this section, we first review the basic implementation of Video Large Language Models (Video-LLMs), with a particular focus on the main components and their training pipelines. We highlight the difficulties of obtaining a long-video-LLM from scratch (Sec.3.1). Next, we present a totally training-free method specifically designed for Video-LLM **INTerPolation**, called **INTP**. There are three advancements in the development and optimization of **INTP**: (1) A video encoder and modality-alignment projector extension method (Sec.3.2); (2) A video-LLM context window extension method (Sec. 3.3); and (3) An inference bottleneck analysis and a post-training quantization solution (Sec.3.4).

3.1 PRELIMINARIES: VIDEO LARGE LANGUAGE MODELS (VIDEO-LLM)

Video-LLMs are typically composed of three core modules: a video encoder, an alignment projector layer, and a fine-tuned large language model (LLM) backbone. The process begins with a video

encoder—often a Vision Transformer (ViT)—which converts video input $\mathbf{X}_v \in \mathbb{R}^{N \times W \times H}$ into a series of visual tokens \mathbf{Z}_v , in which N is number of frames, W and H is the pixel width and height of each frame. These tokens are processed by the input projector $\Theta_{\mathbf{Z}_v \rightarrow \mathbf{H}_v}$, which maps the encoded visual features to the text feature space \mathbf{H} . The aligned features, along with text prompts \mathbf{H}_q , are then input into a LLM backbone, and then the language model can generate the response. The architecture of a typical Video-LLMs is illustrated in Fig. 1.

Video encoders are crucial for compressing the raw video into compact representations. These encoders are often trained from scratch via multimodal alignment pretraining [Yin et al., 2023]. For instance, LanguageBind [Zhu et al., 2023] employs contrastive learning during the pretraining phase to gradually align video modality with language modality. Given that LLMs inherently process text, bridging the modality gap between natural language and video is essential. However, training a Video-LLM end-to-end is prohibitively expensive. A more feasible approach involves using a learnable connector between the pre-trained visual encoder and the LLM, along with fine-tuning the LLM to better interpret visual tokens. Although those components can be trained via instruction tuning [Gong et al., 2023] or alignment tuning [Sun et al., 2023], their training remains costly. For example, to training the video encoder, Zhu et al. [2023] collect a large-scale video-and-text dataset, VIDAL-10M. In addition, even without pre-training the video encoder, fine-tuning the Video-LLaVA [Lin et al., 2023] still consumes approximately 200 hours on Nvidia A100 GPUs.

In summary, given the significant data and computational expenses associated with training Video-LLMs, developing these models from scratch to process long videos is challenging. This underscores the importance of *exploring methods to adapt existing Video-LLMs for extended video processing in a training-free manner*.

In practice, the challenges in extending the Video-LLMs can be summarized from two key aspects: ❶ the *fixed nature of the video encoder and modality alignment projector*, and ❷ the *limited content length capacity of the LLM backbone*. Firstly, the video encoder and the alignment projector are typically configured during initial training and remain unchanged thereafter. This prevents the system from incorporating additional frames beyond the preset limit, which limits the model’s ability to adapt to videos of different lengths or to capture more granular temporal details within prolonged video sequences. Secondly, the LLM backbone, which is designed to process textual information, has a predefined limit on the number of tokens it can handle. This constrains the model’s capacity to interpret a larger number of visual tokens, effectively capping the amount of visual information that can be processed. As the complexity and length of videos increase, these constraints become significant bottlenecks, hindering the model’s ability to fully understand and generate coherent responses based on longer video inputs.

3.2 ALTERNATIVE VIDEO TOKEN REARRANGEMENT

To address challenge ❶, we enable the video encoder and alignment projector to map video input with an increased number of frames into the text feature space. As shown in Fig.2, the pre-trained video encoder is configured to process a fixed-length video sequence, \mathbf{X}_v , consisting of N frames. The most straightforward approach is repeatedly using the encoder and projector to process $m \cdot N$ frames by sampling and encoding multiple subsets of frames m times. Once we have collected m groups of video tokens, we can concatenate them together to get the whole long video’s visual tokens.

However, since these video encoders and projectors are pre-trained to process only N frames collectively, such repetitive usages lead to distorted temporal representations in the video token sequence. The concatenating video tokens may carry the frame’s relative information—such as the inconsistency between the tokens of the N -th frame and those of the $(N + 1)$ -th frame (i.e., tokens of the 1-th frame and those of the $(N + 1)$ -th frame share more similarity). This discrepancy emerges because the transformer-processed tokens are not designed to naturally accommodate the increased spatial and temporal variety, potentially causing misalignments and inconsistencies in the encoded video features [Xiao et al., 2023, Shang et al., 2024a].

To overcome this issue, we propose an alternative video token rearrangement technique that preserves the temporal consistency of the video tokens. The technique allows the generation of an infinite number of video tokens, which enable model to process extended video sequences without requiring retraining. The module employs a dynamic rearrangement of input frames and their corresponding tokens. Here’s how the rearrangement works:

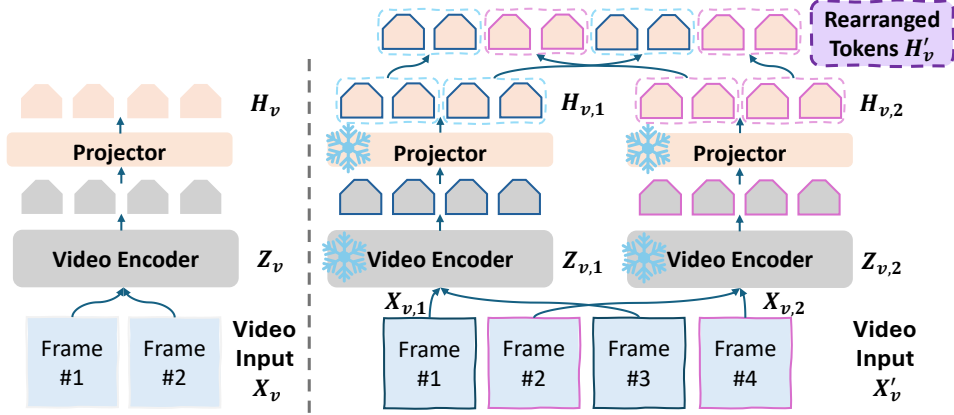


Figure 2: **Alternative Video Token Rearrangement.** (Left) A video input sampled with fewer frames, such as 2 frames \mathbf{X}_v , is processed through a video encoder and projector to produce visual tokens \mathbf{Z}_v and transformed features \mathbf{H}_v . (Right) Increasing the number of sampled frames, for example to 4 (Frame #1 - #4), results in a richer video input \mathbf{X}'_v . By pairing Frames #1 with #3 and #2 with #4, we obtain two subsequences, $\mathbf{X}_{v,1}$ and $\mathbf{X}_{v,2}$, each processed by the same frozen encoder and projector. This results in new sets of tokens ($\mathbf{Z}_{v,1}, \mathbf{H}_{v,1}; \mathbf{Z}_{v,2}, \mathbf{H}_{v,2}$). These tokens are then correspondingly integrated into an extended sequence of features \mathbf{H}'_v .

1. For a given video input \mathbf{X}_v with N frames, the video encoder generates an initial set of visual tokens \mathbf{Z}_v . These tokens are subsequently mapped by the alignment projector to produce \mathbf{H}_v . Both the encoder and the projector remain frozen to maintain consistency in processing.
2. To enhance the temporal coverage, the number of frames sampled is increased to $m \cdot N$, and the video is divided into subsequences to capture various temporal segments. For example: The first subsequence might include Frames $\{\#1, \#(m+1), \dots, \#(mN - m + 1)\}$, providing some new but temporally overlapped “view” of these segments. Similarly, the rest i -th subsequence might consist of Frames $\{\#i, \#(m+i), \dots, \#(mN - m + i)\}$. These subsequences are processed separately through the same fixed video encoder and projector: The i -th subsequence processes to yield visual tokens $\mathbf{Z}_{v,i}$ and corresponding projected tokens $\mathbf{H}_{v,i}$. This approach increases the amount of visual data that can be processed without modifying the architecture or requiring retraining of the encoder and projector.
3. The visual tokens generated from each frame group are correspondingly integrated into a new sequence based on their frame’s absolute location, \mathbf{H}'_v , as illustrated in Fig.2.

This newly assembled token sequence can represent a more extended duration of the video than a single processing pass of the original input would allow. In the following subsection, we demonstrate how to adapt the Video-LLM backbone to process the increased number of video tokens.

3.3 INTERPOLATING VIDEO-LLM BACKBONE

Addressing the challenge ②, we introduce a post-training interpolation method for the Video-LLM’s backbone, specifically targeting its positional embedding. As discussed in the related work (Sec.2), Rotary Position Embedding (RoPE) [Su et al., 2024] is a widely-used positional encoding scheme adopted by several prominent LLMs, including Llama, Phi, Mistral, and Gemma. Consequently, RoPE has become the standard method for position embedding in Video-LLMs.

RoPE Fundamentals: RoPE integrates positional information into both the query vector \mathbf{q} and key vector \mathbf{k} of transformer models. Specifically, for a sequence of tokens s_1, s_2, \dots, s_L with embeddings $\mathbf{x}_1, \dots, \mathbf{x}_L \in \mathbb{R}^D$ (D is the dimension of the embedding), RoPE applies the following transformations:

$$\mathbf{q}_m = f_q(\mathbf{x}_m, m) \in \mathbb{R}^D \quad \text{and} \quad \mathbf{k}_n = f_k(\mathbf{x}_n, n) \in \mathbb{R}^D. \quad (3.1)$$

The transformation functions f_q and f_k incorporate positional information as:

$$f_q(\mathbf{x}_m, m) = e^{im\theta} \mathbf{W}_q \mathbf{x}_m \quad \text{and} \quad f_k(\mathbf{x}_n, n) = e^{in\theta} \mathbf{W}_k \mathbf{x}_n, \quad (3.2)$$

where $\theta_d = b^{-2d/|D|}$ with a base $b = 10000$. These transformations ensure that the relative positions of tokens are reflected in their interactions through the inner product operations, represented by $m - n$

of the tokens as follows: $\langle f_q(\mathbf{x}_m, m), f_k(\mathbf{x}_n, n) \rangle_{\mathbb{R}} =$

$$\operatorname{Re}(\langle f_q(\mathbf{x}_m, m), f_k(\mathbf{x}_n, n) \rangle_{\mathbb{C}}) = \operatorname{Re}(\mathbf{x}_m^* \mathbf{W}_q^* \mathbf{W}_k \mathbf{x}_n e^{i\theta(m-n)}) = g(\mathbf{x}_m, \mathbf{x}_n, m - n) \quad (3.3)$$

where $\operatorname{Re}(\mathbf{q}, \mathbf{k})$ is the real part of the inner product of \mathbf{q} , \mathbf{k} , and $g(\cdot)$ is an abstract mapping function. In real coordinates, the RoPE can be expressed as follows:

$$f_{\mathbf{W}}(\mathbf{x}_m, m, \theta_d) = \begin{pmatrix} \cos m\theta_1 & -\sin m\theta_1 & 0 & 0 & \cdots & 0 & 0 \\ \sin m\theta_1 & \cos m\theta_1 & 0 & 0 & \cdots & 0 & 0 \\ 0 & 0 & \cos m\theta_2 & -\sin m\theta_2 & \cdots & 0 & 0 \\ 0 & 0 & \sin m\theta_2 & \cos m\theta_2 & \cdots & 0 & 0 \\ \vdots & \vdots & \vdots & \vdots & \ddots & \vdots & \vdots \\ 0 & 0 & 0 & 0 & \cdots & \cos m\theta_l & -\sin m\theta_l \\ 0 & 0 & 0 & 0 & \cdots & \sin m\theta_l & \cos m\theta_l \end{pmatrix} \mathbf{W} \mathbf{x}_m. \quad (3.4)$$

Context Window Scaling: Given the fixed context lengths of pre-trained Video-LLMs, a significant question is how to extend these lengths cost-effectively. Utilizing the inherent flexibility of RoPE, we modify the embedding functions to handle extended sequences without extensive retraining:

$$f'_{\mathbf{W}}(\mathbf{x}_m, m, \theta_d) = f_{\mathbf{W}}\left(\mathbf{x}_m, \frac{mL}{L'}, \theta_d\right), \quad (3.5)$$

where $L' > L$ denotes a new, extended context window. It allows us to adapt the pre-trained positional embeddings to longer contexts, maintaining accuracy.

NTK-aware Interpolation: The ‘‘NTK-aware’’ interpolation further refines this adjustment by recalibrating the base of the RoPE function:

$$\theta' = b'^{-2d/|D|} \quad \text{and} \quad b' = b \cdot s^{\frac{|D|}{|D|-2}}, \quad (3.6)$$

where $s = \frac{L'}{L}$ is the scaling ratio. This adjustment ensures that the extended embeddings retain their functionality within the longer context length [Roziere et al., 2023].

By leveraging these techniques, we can extend the context window of Video-LLM’s backbone, enhancing their capacity for understanding longer video in a training-free manner.

3.4 EFFICIENCY BOTTLENECK ANALYSIS AND A POST-TRAINING SOLUTION

Implementing the Alternative Video Token Rearrangement (Sec.3.2) and the Interpolating Video-LLM Backbone (Sec.3.3) lead to the development of an interpolated Video-LLM (INTP-Video-LLM). Indeed, this enhances long-video understanding capabilities without incurring additional training costs. This advancement, however, raises a crucial question: *does INTP-Video-LLM introduce any additional costs during the model inference phase?*

Inference Cost Analysis. To quantify the inference costs, we employ a modified roofline-based LLM-Viewer analysis, initially developed in [Yuan et al., 2024]. Consider a typical scenario in which each frame is represented by 256 visual tokens. In standard Video-LLaVA [Lin et al., 2023] configurations, 8 frames represent a video, totaling 2048 visual tokens. With the implementation of INTP, more frames can be processed, escalating the number of visual tokens significantly. This increase is thoroughly analyzed in Tab. 1, which details the computational cost implications for the LLM backbone’s decoding process, especially focusing on the model latency and memory cost.

Table 1: Computation Cost Analysis. The development device is A100 GPU, and time estimated by the roofline model represents the theoretical performance that the hardware can achieve.

Method	Frame Number	LLM Backbone	Quantization	OPs (TB)	Decode Time (ms)	Total Memory (GB)	Storing KV (GB)
Video-LLaVA	8	Vicuna-7B	FP16	14.2	18.6	14.0	1.1
INTP-Video-LLaVA	16	Vicuna-7B	FP16	15.3	20.1	15.1	2.1
INTP-Video-LLaVA	16	Vicuna-7B	INT2	15.3	17.6	13.2	0.3
INTP-Video-LLaVA	32	Vicuna-7B	FP16	17.4	22.9	17.2	4.3
INTP-Video-LLaVA	32	Vicuna-7B	INT2	17.4	22.9	13.5	0.5
INTP-Video-LLaVA	64	Vicuna-7B	FP16	21.8	28.6	21.5	8.6
INTP-Video-LLaVA	64	Vicuna-7B	INT2	21.8	18.8	14.0	1.1
INTP-Video-LLaVA	128	Vicuna-7B	FP16	30.4	39.9	30.1	17.2
INTP-Video-LLaVA	128	Vicuna-7B	INT2	30.4	20.4	15.1	2.1

The analysis indicates that the primary additional cost during the inference phase for INTP-Video-LLaVA is due to an increased demand for KV-cache storage, a requirement driven by the larger

volume of visual tokens being processed. This finding aligns with studies in long-context LLMs [Fu, 2024, Ashkboos et al., 2024], which highlight that the decoding phase of LLMs is predominantly memory-bounded. This underscores the critical need for effective KV-cache management strategies to ensure that the enhanced capabilities of `INTP-Video-LLaVA` can be deployed efficiently.

To address this issue, we introduce a KV-cache compression technique aimed at optimizing KV-cache storage efficiency. **Post-training quantization (PTQ)** is utilized to convert full-precision tensor inputs into quantized tensors, focusing primarily on selecting optimal quantization parameters. The process requires only two parameters: the scaling factor S and the zero point Z , which are crucial for the quantization process [Shang et al., 2024b, Yuan et al., 2024]. To formalize, once appropriate values for S and Z are determined, a full-precision key (or value) tensor can be quantized as follows:

$$\mathbf{K}_Q = S(\text{clamp}(\lfloor \frac{\mathbf{K}_F}{S} \rfloor - Z, p_{min}, p_{max}) + Z), \quad (3.7)$$

where $[p_{min}, p_{max}]$ is the quantization range determined by bit-width, for 2 bit integer, the bins are $\{-2, -1, 0, 1\}$. However, direct application of this method to KV quantization is not straightforward because KV tensors require input to be accessed. To address this, we employ a calibration dataset (a significantly smaller set of input samples compared to the training dataset) to collect the necessary tensors. Once the full-precision KV tensors at the k -th layer, \mathbf{K}_F^k and \mathbf{V}_F^k , are obtained, they can be quantized using the same method to produce \mathbf{K}_Q^k and \mathbf{V}_Q^k based on the quantization equation above.

By implementing this quantization technique, `INTP-Video-LLM` can manage the increased volume of visual tokens during inference, ensuring that the model’s enhanced capabilities are aligned with practical deployment constraints.

4 EXPERIMENTS

We detail the experimental setup and model configurations in Sec. 4.1, followed by an analysis of the quantitative and qualitative performance of our approach in Sec. 4.2 and Sec. 4.4. Finally, we demonstrate the effectiveness of each component in our model in Sec. 4.3.

4.1 EXPERIMENTAL SETUP

Model Settings. We use the Video-LLaVA [Lin et al., 2023] framework to explore Video-LLM interpolation¹. We employ the Vicuna-7B v1.5 as the LLM backbone, mirroring the architecture used in Video-LLaVA. The visual encoders are adapted from LanguageBind, and the text tokenization is handled by the LLaMA tokenizer, which includes approximately 32,000 classes. The projection layers consist of 2 fully connected layers, facilitating the integration of visual and textual data.

Data and Training Details. Consistent with our focus on developing a training-free method, our approach requires no traditional data training processes. This aspect underscores the innovative nature of our interpolation method, which leverages existing model architectures and tools without the need for retraining or additional data, simplifying the implementation and reducing the computational overhead typically associated with training new models.

Datasets and Evaluation Metric. We assess `INTP` across a variety of zero-shot video question-answer benchmarks, which we classify as either open-ended or multiple-choice, depending on the type of question posed [Kim et al., 2024]. Our evaluation for open-ended VQA includes benchmarks like MSVD-QA [Xu et al., 2017], MSRVT-QA [Xu et al., 2017], and ActivityNet-QA [Yu et al., 2019]. We utilize GPT-assisted assessments as outlined in Video-ChatGPT [Maaz et al., 2023], which provide a thorough evaluation of the model’s response accuracy and correctness. For multiple-choice VQA tasks, we evaluate the model’s performance on NExT-QA [Xiao et al., 2021] and EgoSchema [Mangalam et al., 2024]. We determine accuracy by the model’s ability to correctly select the appropriate answer from the provided options.

¹We develop our method based on the Video-LLaVA codebase: <https://github.com/PKU-YuanGroup/Video-LLaVA>. The evaluation of our approach is conducted using the IG-VLM [Kim et al., 2024] codebase: <https://github.com/imagegridworth/IG-VLM>.

Table 2: A comparison of different LVMs on video reasoning benchmarks. Like Video-LLaVA [Lin et al., 2023], ChatGPT-Assistant is employed to evaluate the following performance. The version of ChatGPT is “gpt-3.5-turbo”.

Methods	LLM size	MSVD-QA		MSRVT-QA		ActivityNet-QA	
		Accuracy	Score	Accuracy	Score	Accuracy	Score
FrozenBiLM	1B	32.2	-	16.8	-	24.7	-
VideoChat	7B	56.3	2.8	45.0	2.5	-	2.2
LLaMA-Adapter	7B	54.9	3.1	43.8	2.7	34.2	2.7
Video-LLaMA	7B	51.6	2.5	29.6	1.8	12.4	1.1
Video-ChatGPT	7B	64.9	3.3	49.3	2.8	35.2	2.7
Video-LLaVA	7B	70.7	3.9	59.2	3.5	45.3	3.3
Video-LLaVA+INTP	7B	72.0 ^{+1.3}	4.0 ^{+0.1}	61.4 ^{+2.2}	3.5 ^{+0.0}	48.9 ^{+3.6}	3.5 ^{+0.2}

Table 3: Performance results on multiple-choice question benchmarks.

Methods	LLM size	Ego-Schema	NEXt-QA			
			Cas.	Tem.	Des.	Avg.
FrozenBiLM	1B	26.9	-	-	-	-
InternVideo	1.3B	32.1	48.0	43.4	65.1	59.1
Sevilla	7B	-	61.3	61.5	75.6	63.6
Video-ChatGPT	7B	-	61.9	57.4	69.9	61.7
Video-LLaVA	7B	37.0	61.2	54.2	71.1	60.5
Video-LLaVA+INTP	7B	38.6 ^{+1.6}	61.9 ^{+0.7}	58.6 ^{+4.4}	72.2 ^{+1.1}	62.7 ^{+2.2}

4.2 QUANTITATIVE RESULTS

The experimental results for three open-ended VQA benchmarks are detailed in Tab.2, and the results for two multiple-choice VQA benchmarks are presented in Tab.3. These results demonstrate that our training-free INTP enhances the performance of existing Video-LLMs. Notably, INTP acts as a plug-and-play enhancement, boosting Video-LLM capabilities without incurring additional costs. This compatibility underscores INTP’s potential as a universally applicable upgrade for current Video-LLM frameworks.

4.3 ABLATION STUDIES

Table 4: Ablation Studies on using different numbers of frames of INTP.

Methods	Number of Frames	MSVD-QA		MSRVT-QA		ActivityNet-QA	
		Accuracy	Score	Accuracy	Score	Accuracy	Score
Video-LLaVA	8	70.7	3.9	59.2	3.5	45.3	3.3
Video-LLaVA+INTP	8	69.5	3.9	58.2	3.5	55.3	3.3
Video-LLaVA+INTP	16	72.1 ^{+1.4}	4.0 ^{+0.1}	61.0	3.5	46.9	3.3
Video-LLaVA+INTP	32	72.0	4.0 ^{+0.1}	61.4 ^{+2.2}	3.5 ^{+0.0}	48.9 ^{+3.6}	3.5 ^{+0.2}
Video-LLaVA+INTP	64	67.5 ^{-3.2}	3.8 ^{-0.2}	55.2 ^{-4.0}	3.3 ^{-0.2}	41.5 ^{-3.8}	3.1 ^{-0.2}

We consider Alternative Video Token Rearrangement and Interpolating Video-LLM Backbone as one unit for realizing a long-video-LLM. Therefore, in our ablation study, we assess the impact of varying the number of frames processed by INTP-Video-LLaVA. The results are presented in Tab.4. This analysis leads to two main conclusions: **(i, Performance Improvement with Increased Frames)** A general improvement in performance as the number of frames increases, validating the effectiveness of the INTP. By feeding more frames into INTP-Video-LLMs are able to comprehend more extensive video content, thereby enhancing their performance. Note that INTP is realized on the pre-trained Video-LLMs in a training-free manner. **(ii, Performance Plateau at Higher Frame Number)** However, a performance plateau is observed when the number of frames is scaled to 64. This suggests a limitation in the NTK-based LLM backbone extension method, which appears to struggle with significantly expanding the LLM content window capacity beyond a certain point. This finding highlights a potential area for future research and optimization to further enhance the capacity of Video-LLMs to handle long video sequences effectively.

4.4 QUALITATIVE RESULTS

In addition to the quantitative results, we visualize the question-and-answer samples within the ActivityNet dataset to assess the qualitative performance of our approach in Fig.3. These visualizations demonstrate that the INTP-enhanced Video-LLM is capable of effectively handling longer sequences of frames, showcasing a tangible improvement in processing and understanding extended




Figure 3: Video content and questions are from the ActivityNet benchmark [Yu et al., 2019]. The standard Video-LLaVA model exhibits limitations in accurately answering the benchmark’s questions, primarily due to its inability to process a sufficient number of frames (only the pink labeled frames are fed into Video-LLaVA). This constraint significantly hinders its effectiveness in managing complex video question-answering tasks. Nevertheless, with the implementation of INTP, the enhanced Video-LLM is capable of processing extended sequences of video frames. This improvement not only addresses the frame limitations but also substantially enhances the model’s understanding in complex video question-answering scenarios.

video content. This qualitative assessment further validates the robustness of INTP-Video-LLM in real-world scenarios.

5 CONCLUSION

In conclusion, this paper presents INTP, an innovative interpolation method for Video-LLMs that effectively addresses the limitations of current models in processing extended video sequences. By developing an alternative video token rearrangement technique and a training-free LLM context window extension, INTP enables Video-LLMs to handle significantly more visual data (32 frames) without the need for additional training or substantial computational resources. Furthermore, the introduction of a KV-cache compression module optimizes memory usage during inference, enhancing deployment efficiency. These advancements not only extend the practical utility of Video-LLMs but also demonstrate the potential of training-free approaches in advancing Video-LLMs.

Societal Impacts. In this study, we introduce INTP, a interpolation method designed to enhance the capabilities of Video-LLMs for processing extended video sequences without requiring additional training. This approach can democratize the access to advanced video processing technologies by reducing computational demands. Despite these advancements, it is important to note that INTP does

not address potential security concerns related to the misuse of Video-LLMs. The ease of accessibility and enhanced capabilities could potentially be exploited by malicious actors to generate or manipulate video content in harmful ways. Thus, while `INTP` expands the practical applications of Video-LLMs and reduces barriers to their use, it also necessitates careful consideration of the ethical implications and security measures associated with their deployment.

6 ACKNOWLEDGEMENT

We thanks for the help from Yang Zhou, Haoxuan Wang, Zhihang Yuan for discussing the long-content LLM and KV-cache compression.

REFERENCES

- Saleh Ashkboos, Amirkeivan Mohtashami, Maximilian L Croci, Bo Li, Martin Jaggi, Dan Alistarh, Torsten Hoefler, and James Hensman. Quarot: Outlier-free 4-bit inference in rotated llms. *arXiv preprint arXiv:2404.00456*, 2024.
- Shouyuan Chen, Sherman Wong, Liangjian Chen, and Yuandong Tian. Extending context window of large language models via positional interpolation. *arXiv preprint arXiv:2306.15595*, 2023.
- Shichen Dong, Wen Cheng, Jiayu Qin, and Wei Wang. Qaq: Quality adaptive quantization for llm kv cache. *arXiv preprint arXiv:2403.04643*, 2024.
- Haojie Duanmu, Zhihang Yuan, Xiuhong Li, Jiangfei Duan, Xingcheng Zhang, and Dahua Lin. Skvq: Sliding-window key and value cache quantization for large language models. *arXiv preprint arXiv:2405.06219*, 2024.
- Yao Fu. Challenges in deploying long-context transformers: A theoretical peak performance analysis. *arXiv preprint arXiv:2405.08944*, 2024.
- Tao Gong, Chengqi Lyu, Shilong Zhang, Yudong Wang, Miao Zheng, Qian Zhao, Kuikun Liu, Wenwei Zhang, Ping Luo, and Kai Chen. Multimodal-gpt: A vision and language model for dialogue with humans. *arXiv preprint arXiv:2305.04790*, 2023.
- Yefei He, Luoming Zhang, Weijia Wu, Jing Liu, Hong Zhou, and Bohan Zhuang. Zipcache: Accurate and efficient kv cache quantization with salient token identification. *arXiv preprint arXiv:2405.14256*, 2024.
- Coleman Hooper, Sehoon Kim, Hiva Mohammadzadeh, Michael W Mahoney, Yakun Sophia Shao, Kurt Keutzer, and Amir Gholami. Kvquant: Towards 10 million context length llm inference with kv cache quantization. *arXiv preprint arXiv:2401.18079*, 2024.
- De-An Huang, Shijia Liao, Subhashree Radhakrishnan, Hongxu Yin, Pavlo Molchanov, Zhiding Yu, and Jan Kautz. Lita: Language instructed temporal-localization assistant. *arXiv preprint arXiv:2403.19046*, 2024.
- Albert Q Jiang, Alexandre Sablayrolles, Arthur Mensch, Chris Bamford, Devendra Singh Chaplot, Diego de las Casas, Florian Bressand, Gianna Lengyel, Guillaume Lample, Lucile Saulnier, et al. Mistral 7b. *arXiv preprint arXiv:2310.06825*, 2023.
- Peng Jin, Ryuichi Takanobu, Caiwan Zhang, Xiaochun Cao, and Li Yuan. Chat-univi: Unified visual representation empowers large language models with image and video understanding. *arXiv preprint arXiv:2311.08046*, 2023.
- Wonkyun Kim, Changin Choi, Wonseok Lee, and Wonjong Rhee. An image grid can be worth a video: Zero-shot video question answering using a vlm. *arXiv preprint arXiv:2403.18406*, 2024.
- KunChang Li, Yanan He, Yi Wang, Yizhuo Li, Wenhai Wang, Ping Luo, Yali Wang, Limin Wang, and Yu Qiao. Videochat: Chat-centric video understanding. *arXiv preprint arXiv:2305.06355*, 2023a.
- Kunchang Li, Yali Wang, Yanan He, Yizhuo Li, Yi Wang, Yi Liu, Zun Wang, Jilan Xu, Guo Chen, Ping Luo, et al. Mvbench: A comprehensive multi-modal video understanding benchmark. In *CVPR*, 2024.
- Yanwei Li, Chengyao Wang, and Jiaya Jia. Llama-vid: An image is worth 2 tokens in large language models. *arXiv preprint arXiv:2311.17043*, 2023b.
- Bin Lin, Bin Zhu, Yang Ye, Munan Ning, Peng Jin, and Li Yuan. Video-llava: Learning united visual representation by alignment before projection. *arXiv preprint arXiv:2311.10122*, 2023.
- Haotian Liu, Chunyuan Li, Qingyang Wu, and Yong Jae Lee. Visual instruction tuning. *arXiv:2304.08485*, 2023a.
- Xiaoran Liu, Hang Yan, Shuo Zhang, Chenxin An, Xipeng Qiu, and Dahua Lin. Scaling laws of rope-based extrapolation. *arXiv preprint arXiv:2310.05209*, 2023b.
- Zirui Liu, Jiayi Yuan, Hongye Jin, Shaochen Zhong, Zhaozhuo Xu, Vladimir Braverman, Beidi Chen, and Xia Hu. Kivi: A tuning-free asymmetric 2bit quantization for kv cache. *arXiv preprint arXiv:2402.02750*, 2024.
- Muhammad Maaz, Hanoona Rasheed, Salman Khan, and Fahad Shahbaz Khan. Video-chatgpt: Towards detailed video understanding via large vision and language models. *arXiv preprint arXiv:2306.05424*, 2023.
- Karttikeya Mangalam, Raiymbek Akshulakov, and Jitendra Malik. Egoschema: A diagnostic benchmark for very long-form video language understanding. *Advances in Neural Information Processing Systems*, 36, 2024.

- OpenAI. Gpt-4 technical report. 2023.
- Bowen Peng, Jeffrey Quesnelle, Honglu Fan, and Enrico Shippole. Yarn: Efficient context window extension of large language models. *arXiv preprint arXiv:2309.00071*, 2023.
- Baptiste Roziere, Jonas Gehring, Fabian Gloeckle, Sten Sootla, Itai Gat, Xiaoqing Ellen Tan, Yossi Adi, Jingyu Liu, Tal Remez, Jérémy Rapin, et al. Code llama: Open foundation models for code. *arXiv preprint arXiv:2308.12950*, 2023.
- Yuzhang Shang, Mu Cai, Bingxin Xu, Yong Jae Lee, and Yan Yan. Llava-prumerge: Adaptive token reduction for efficient large multimodal models. *arXiv preprint arXiv:2403.15388*, 2024a.
- Yuzhang Shang, Gaowen Liu, Ramana Rao Kompella, and Yan Yan. Enhancing post-training quantization calibration through contrastive learning. In *CVPR*, 2024b.
- Jianlin Su, Murtadha Ahmed, Yu Lu, Shengfeng Pan, Wen Bo, and Yunfeng Liu. Roformer: Enhanced transformer with rotary position embedding. *Neurocomputing*, 2024.
- Zhiqing Sun, Sheng Shen, Shengcao Cao, Haotian Liu, Chunyuan Li, Yikang Shen, Chuang Gan, Liang-Yan Gui, Yu-Xiong Wang, Yiming Yang, et al. Aligning large multimodal models with factually augmented rlhf. *arXiv preprint arXiv:2309.14525*, 2023.
- Hugo Touvron, Thibaut Lavril, Gautier Izacard, Xavier Martinet, Marie-Anne Lachaux, Timothée Lacroix, Baptiste Rozière, Naman Goyal, Eric Hambro, Faisal Azhar, et al. Llama: Open and efficient foundation language models. *arXiv preprint arXiv:2302.13971*, 2023a.
- Hugo Touvron, Louis Martin, Kevin Stone, Peter Albert, Amjad Almahairi, Yasmine Babaei, Nikolay Bashlykov, Soumya Batra, Prajjwal Bhargava, Shruti Bhosale, et al. Llama 2: Open foundation and fine-tuned chat models. *arXiv preprint arXiv:2307.09288*, 2023b.
- Guangxuan Xiao, Yuandong Tian, Beidi Chen, Song Han, and Mike Lewis. Efficient streaming language models with attention sinks. *arXiv preprint arXiv:2309.17453*, 2023.
- Junbin Xiao, Xindi Shang, Angela Yao, and Tat-Seng Chua. Next-qa: Next phase of question-answering to explaining temporal actions. In *Proceedings of the IEEE/CVF conference on computer vision and pattern recognition*, pp. 9777–9786, 2021.
- Dejing Xu, Zhou Zhao, Jun Xiao, Fei Wu, Hanwang Zhang, Xiangnan He, and Yueting Zhuang. Video question answering via gradually refined attention over appearance and motion. In *ACM-MM*, 2017.
- Antoine Yang, Antoine Miech, Josef Sivic, Ivan Laptev, and Cordelia Schmid. Zero-shot video question answering via frozen bidirectional language models. *Advances in Neural Information Processing Systems*, 35: 124–141, 2022.
- June Yong Yang, Byeongwook Kim, Jeongin Bae, Beomseok Kwon, Gunho Park, Eunho Yang, Se Jung Kwon, and Dongsoo Lee. No token left behind: Reliable kv cache compression via importance-aware mixed precision quantization. *arXiv preprint arXiv:2402.18096*, 2024.
- Shukang Yin, Chaoyou Fu, Sirui Zhao, Ke Li, Xing Sun, Tong Xu, and Enhong Chen. A survey on multimodal large language models. *arXiv preprint arXiv:2306.13549*, 2023.
- Zhou Yu, Dejing Xu, Jun Yu, Ting Yu, Zhou Zhao, Yueting Zhuang, and Dacheng Tao. Activitynet-qa: A dataset for understanding complex web videos via question answering. In *AAAI*, 2019.
- Zhihang Yuan, Yuzhang Shang, Yue Song, Qiang Wu, Yan Yan, and Guangyu Sun. Asvd: Activation-aware singular value decomposition for compressing large language models. *arXiv preprint arXiv:2312.05821*, 2023.
- Zhihang Yuan, Yuzhang Shang, Yang Zhou, Zhen Dong, Chenhao Xue, Bingzhe Wu, Zhikai Li, Qingyi Gu, Yong Jae Lee, Yan Yan, et al. Llm inference unveiled: Survey and roofline model insights. *arXiv preprint arXiv:2402.16363*, 2024.
- Yuxuan Yue, Zhihang Yuan, Haojie Duanmu, Sifan Zhou, Jianlong Wu, and Liqiang Nie. Wkvquant: Quantizing weight and key/value cache for large language models gains more. *arXiv preprint arXiv:2402.12065*, 2024.
- Duzhen Zhang, Yahan Yu, Chenxing Li, Jiahua Dong, Dan Su, Chenhui Chu, and Dong Yu. Mm-llms: Recent advances in multimodal large language models. *arXiv preprint arXiv:2401.13601*, 2024.
- Hang Zhang, Xin Li, and Lidong Bing. Video-llama: An instruction-tuned audio-visual language model for video understanding. *arXiv preprint arXiv:2306.02858*, 2023.

Bin Zhu, Bin Lin, Munan Ning, Yang Yan, Jiayi Cui, HongFa Wang, Yatian Pang, Wenhao Jiang, Junwu Zhang, Zongwei Li, et al. Languagebind: Extending video-language pretraining to n-modality by language-based semantic alignment. *arXiv preprint arXiv:2310.01852*, 2023.