

**Title:** Building an Ethical and Trustworthy Biomedical AI Ecosystem for the Translational and Clinical Integration of Foundational Models

Baradwaj Simha Sankar<sup>1,2\*</sup>, Destiny Gilliland<sup>1,2\*</sup>, Jack Rincon<sup>1,2</sup>, Henning Hermjakob<sup>3</sup>, Yu Yan<sup>1,2,4</sup>, Irsyad Adam<sup>1,2,4</sup>, Gwyneth Lemaster<sup>1</sup>, Dean Wang<sup>1,2</sup>, Karol Watson<sup>5</sup>, Alex Bui<sup>6</sup>, Wei Wang<sup>7#</sup>, Peipei Ping<sup>1,2,4,5#</sup>

<sup>1</sup>Department of Physiology, University of California, Los Angeles, CA, USA.

<sup>2</sup>NIH BRIDGE2AI Center at UCLA & NHLBI Integrated Cardiovascular Data Science Training Program at UCLA, Los Angeles, CA, USA.

<sup>3</sup>European Molecular Biology Laboratory - European Bioinformatics Institute (EMBL-EBI), Cambridge, UK.

<sup>4</sup>Bioinformatics IDP, University of California, Los Angeles, CA, USA.

<sup>5</sup>Department of Medicine (Cardiology Division), University of California, Los Angeles, CA, USA.

<sup>6</sup>Medical Informatics Home Area, University of California, Los Angeles, CA, USA.

<sup>7</sup>Department of Computer Science, University of California, Los Angeles, CA, USA.

\*Co-first authors

#Co-corresponding authors

## **Abstract**

Foundational Models (FMs) are gaining increasing attention in the biomedical AI ecosystem due to their ability to represent and contextualize multimodal biomedical data. These capabilities make FMs a valuable tool for a variety of tasks, including biomedical reasoning, hypothesis generation, and interpreting complex imaging data. In this review paper, we address the unique challenges associated with establishing an ethical and trustworthy biomedical AI ecosystem, with a particular focus on the development of FMs and their downstream applications. We explore strategies that can be implemented throughout the biomedical AI pipeline to effectively tackle these challenges, ensuring that these FMs are translated responsibly into clinical and translational settings. Additionally, we emphasize the importance of key stewardship and co-design principles that not only ensure robust regulation but also guarantee that the interests of all stakeholders—especially those involved in or affected by these clinical and translational applications—are adequately represented. We aim to empower the biomedical AI community to harness these models responsibly and effectively. As we navigate this exciting frontier, our collective commitment to ethical stewardship, co-design, and responsible translation will be instrumental in ensuring that the evolution of FMs truly enhances patient care and medical decision-making, ultimately leading to a more equitable and trustworthy biomedical AI ecosystem.

## **Introduction**

A corollary to the rise of “Big Data” is the development of large-scale machine learning models that have the capacity to learn from large datasets [1]. Foundation models (FMs) are large scale models that can be trained on large scale datasets and serve as the “foundation” for downstream tasks related to the original model. They are increasingly recognized as a component in the workflow for large-scale artificial intelligence (AI) development, leveraging millions to billions of parameters through self-supervised, unsupervised, or semi-supervised learning techniques [2]. The initial training of FMs on large datasets enables them to learn patterns, structures, and context within the data, without the need for labor-intensive manual annotation. This initial pre-training provides a foundation for further adaptation and fine-tuning across diverse tasks, spanning from predictive analytics to generative applications [3].

Biomedical AI technologies have shown promising capabilities to diagnose, predict, and recommend treatments across a variety of medical modalities and data types, such as electronic health records (EHRs), chest X-rays, and electrocardiograms [4]. With FMs achieving state-of-the-art performance in natural language processing (NLP) and computer vision (CV), there is growing interest in exploring their utility in biomedical applications. The broad applicability of FMs eases their downstream application for various biomedical tasks, enabling the adaptation of existing architectures to create scalable AI solutions [4]. For example, BioLinkBERT, pre-trained using the Bidirectional Encoder Representations from Transformers (BERT) architecture on citation-linked biomedical corpora from PubMed, demonstrated utility for downstream biomedical natural language processing (BioNLP) tasks such as named entity recognition, document classification, and question answering [5]. Another example is HeartBEiT, an FM pre-trained on 12-lead ECG image data, and fine-tuned for the classification of patients with reduced left ventricular ejection fraction and the classification of patients with hypertrophic cardiomyopathy [6]. Lastly, scFoundation, a model pretrained on over 50 million scRNA-seq data using an encoder-decoder transformer, has shown its utility in a diverse array of single-cell analysis tasks such as gene expression enhancement, tissue drug response prediction, and single-cell drug response classification [7].

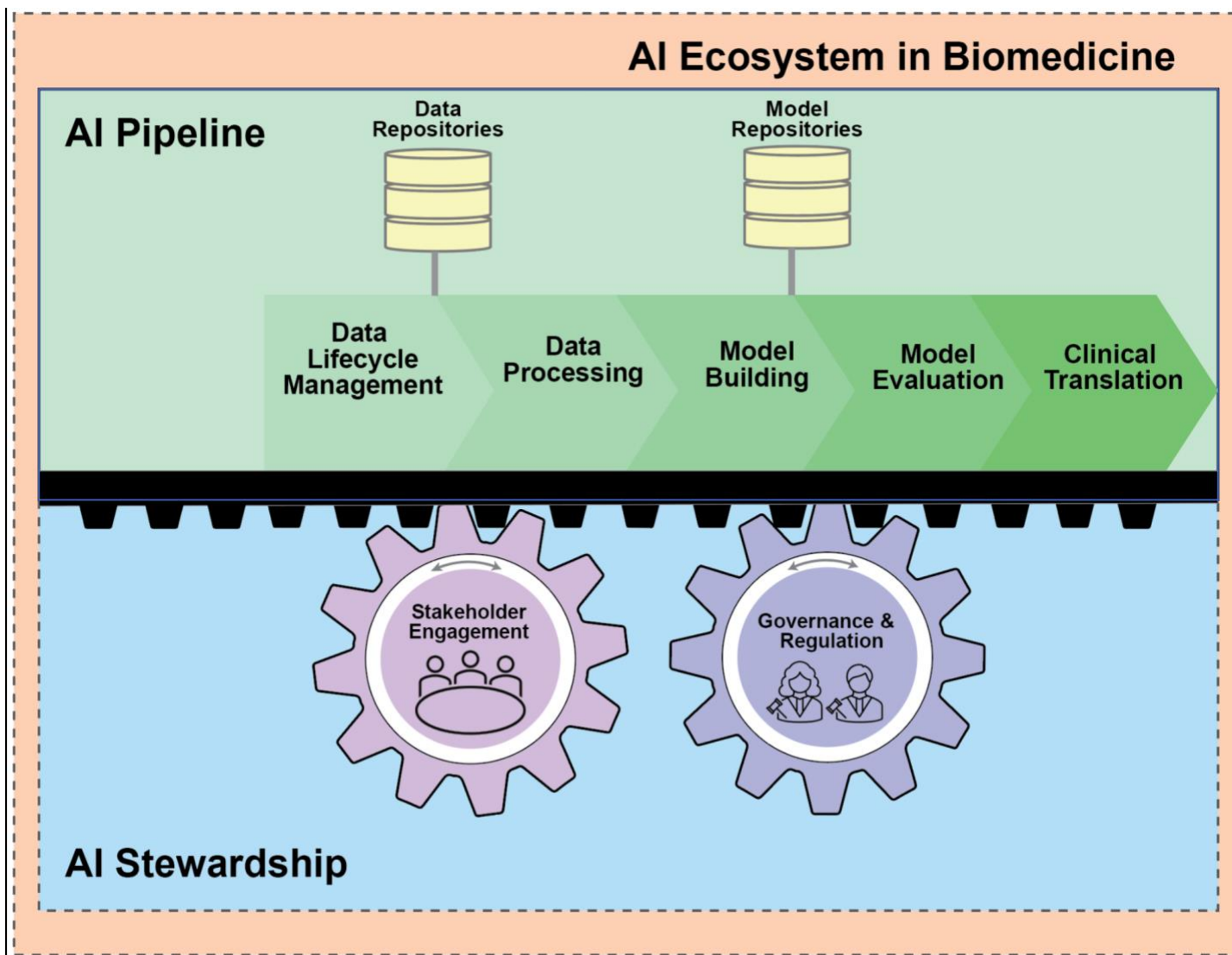
Looking forward, FMs pre-trained on multimodal biomedical datasets hold promise for generalizing and integrating knowledge across various data types, learning new tasks dynamically, and addressing a wide array of medical challenges [8]. However, this promising concept for biomedical AI also presents unique ethical challenges, necessitating heightened vigilance and responsible development. Adopting an ethically governed, co-designed approach to FM development and clinical integration, grounded in evidence-based principles and prioritizing the needs of impacted individuals and communities, is critical. This AI pipeline should allow for continuous refinement of AI technologies based on AI stewardship, which is the feedback from stakeholders and regulatory entities. Such an approach is essential to ensure that AI innovations positively contribute to healthcare and public health, reinforcing necessary safeguards and ethical standards.

The main contributions of this paper are as follows:

1. We outline the essential components of an AI Ecosystem for integrating biomedical AI technologies into clinical and/or translational settings.
2. We examine the current landscape of ethical considerations and ethical practices broadly applicable to biomedical AI and with applications to FM development and deployment, highlighting critical challenges and existing mitigation strategies across three key areas:
  - A. Mitigating Bias and Enhancing Fairness
  - B. Ensuring Trustworthiness and Reproducibility
  - C. Safeguarding Patient Privacy and Security
3. We examine pivotal government and scholarly publications that chart the present guidelines and future directions for AI stewardship, emphasizing two main components:
  - A. AI Governance and Regulation
  - B. Stakeholder Engagement
4. Finally, we discuss a unified perspective of how the principles of ethical and trustworthy AI & stewardship in AI integrate into the ecosystem.

## **II. AI Ecosystem in Biomedicine.**

AI ecosystem is a concept that defines the complex interdependent patterns that connect developers, users, and the upstream and downstream resources necessary for AI development and deployment. It provides a structure to develop an ethical and regulatory framework that promotes fairness, transparency, and accountability in the development and use of AI/ML systems [9]. Within the AI biomedical ecosystem, A well-defined AI pipeline guided by AI stewardship drives the direction of model development towards clinical and translational integration while ensuring its responsible and ethical use. The pipeline begins with the management of large biomedical datasets and culminates in a thoroughly validated model. However, the pipeline workflow is amenable to move forward or backward, as dictated by AI stewardship. To clarify, the AI ecosystem can best be defined via 9 key components and is presented as a pipeline in **Figure 1** [10–12]



**Figure 1 - AI Ecosystem in Biomedicine.** *Data Lifecycle Management:* The collection, dissemination, and curation of vast amounts of diverse biomedical data. *Data Repositories:* Centralized systems that store, validate, and distribute data, promoting transparent and reproducible AI technologies. *Data Processing:* Cleaning, annotating, and structuring data to make it AI-ready. *Model Development:* The development and training of FMs that can then be utilized for various downstream tasks such as hypothesis generation, explanation, causal reasoning, and clinical decision support. *Model Repositories:* Centralized storages for managing and sharing AI models to promote accessibility and collaboration amongst stakeholders. *Model Evaluation:* The assessment of model performance and reliability prior to deployment in biomedical settings. *Clinical Translation:* Operationalizing FMs in a clinical setting to enhance patient care. *AI Governance and Regulation:* Established legal and ethical standards that enforce compliance through both government processes and committee/board regulation. *Stakeholder Engagement:* Diverse communities and individuals contributing to and affected by AI in biomedicine. Engagement refers to active participation of these groups in the entire pipeline of AI from bench to bedside in both an industrial or healthcare setting.

## II. Ethical Considerations in the AI Pipeline for Foundational Models.

### II.A. Mitigating Bias and Enhancing Fairness.

Bias in AI can refer to two distinct concepts: technical bias and social bias. Technical bias refers to a statistical concept related to model assumptions that are made for ease of learning and generalization, but that introduce error. This technical bias can lead to underfitting, where the model, due to its oversimplified assumptions, fails to capture the complexity of the data. Social bias in AI refers to the prejudices reflected in the outputs of AI systems, often due to biases present in the training data. These biases often mirror social biases, including historical and current social inequalities. Social biases in biomedical AI can cause direct social harm when they perpetuate outdated claims, lead to inaccurate insights, compromise the quality of care for marginalized groups, and/or exacerbate disparities in the quality of care. AI Fairness is the practice of seeking to understand and mitigate these social biases. In this section, we explore sources of social biases in AI and the metrics and mitigation strategies to help safeguard against their detrimental effects. In Sections II.A.1 and II.A.2, we investigate the social biases that profoundly influence the ethics and trustworthiness of biomedical FM applications. We specifically discuss biases arising from the underrepresentation of certain demographic groups in biomedical datasets, and the stereotypical biases inherent in natural language data used to train certain biomedical FMs, notably Language Model Large (LLMs) and Vision Language Models (VLMs). For each type of social bias, we explore mitigation strategies aimed at neutralizing their negative impacts.

### Mitigating Social Bias and Enhancing Fairness in Biomedical AI

Category	Strategy	Limitation/Challenge
<p><b>Challenge:</b> Underrepresentation of certain demographic groups (e.g. African Americans or women) in biomedical data can result in biased and unfair model decisions.</p>		
<p>Data Level (all dataset types)</p>	<ol style="list-style-type: none"> <li>1. Inclusive biomedical data collection [13]: <ul style="list-style-type: none"> <li>- Ensuring all demographic groups are adequately represented.</li> </ul> </li> <li>2. Synthetic datasets [14,15]: <ul style="list-style-type: none"> <li>- Data engineering to closely mirror phenotypes of underrepresented individuals.</li> </ul> </li> </ol>	<ol style="list-style-type: none"> <li>1. Difficulty accessing diverse populations. Overcoming skepticism in certain demographic groups.</li> <li>2. Inaccuracies, noise, over-smoothing, and inconsistencies when compared to real-world data.</li> </ol>
<p>Training Level (datasets with labeled demographic metadata)</p>	<ol style="list-style-type: none"> <li>1. Importance weighting [16,17]: <ul style="list-style-type: none"> <li>- Samples from underrepresented groups in the dataset are shown more frequently to the model, giving them higher importance.</li> </ul> </li> <li>2. Adversarial Learning [18,19]: <ul style="list-style-type: none"> <li>- Train primary model for the main task and an adversary to be unable to predict sensitive demographic attributes from the primary model's output.</li> </ul> </li> <li>3. Regularization [20,21]: <ul style="list-style-type: none"> <li>- Inclusion of fairness metric in objective function</li> </ul> </li> </ol>	<ol style="list-style-type: none"> <li>1. Overfitting to underrepresented instances.</li> <li>2. Optimization challenges due to simultaneous training of the primary model and adversary.</li> <li>3. Computationally expensive with large predictors. Requires careful tuning of the regularization parameter.</li> <li>4. Optimization challenges due to stochastic nature. Requires careful tuning of dropout rate.</li> </ol>

	<p>to penalize unfairness.</p> <p>4. Dropout [22]:</p> <ul style="list-style-type: none"> <li>- Probabilistic masking of neurons to reduce dependency on sensitive demographic features.</li> </ul>	
Evaluation Level (datasets with labeled demographic metadata)	<p>1. Equalized odds [23,24]:</p> <ul style="list-style-type: none"> <li>- Are TP and FP rates equal between demographic groups?</li> </ul> <p>2. Equal Opportunity [25]:</p> <ul style="list-style-type: none"> <li>- Are TP rates equal for all demographic groups?</li> </ul> <p>3. Predictive Parity [24,26]:</p> <ul style="list-style-type: none"> <li>- Is precision equal across demographic groups?</li> </ul> <p>4. Explainability Methods [27,28]:</p> <ul style="list-style-type: none"> <li>- Assessing the model's dependence on sensitive demographic attributes in decision making.</li> </ul>	<p>1-3. Relying on a single fairness metric might give an incomplete or misleading picture of a model's bias.</p> <p>4. Application of techniques can be resource intensive. Effectiveness of explainability methods often depends on human interpretation.</p>

**Challenge:**

Human stereotypical biases can contaminate natural language data and affect the fairness of large language and vision-language biomedical models.

Large Language Models (LLM)	<p>1. Counterfactual data augmentation [29,30]:</p> <ul style="list-style-type: none"> <li>- Augment a corpus by swapping demographic identifier terms (e.g. swap <i>he</i> and <i>she</i>).</li> </ul> <p>2. Bias control training [31]:</p> <ul style="list-style-type: none"> <li>- Learning to associate special control tokens with stereotypically categorized text to adjust model responses during inference accordingly.</li> </ul> <p>3. Debiasing word embeddings [32,33]:</p> <ul style="list-style-type: none"> <li>- Generating augmented sentences through demographic identifier word swapping, encoding both original and augmented sentences, and maximizing their mutual information.</li> </ul> <p>4. Attention head pruning [34]:</p>	<p>1. May fail to address deeper, more intricate biases that are not directly linked to demographic identifier terms.</p> <p>2. Bias control is a function of the categorization of responses with their stereotype associations.</p> <p>3. Can struggle with maintaining semantic consistency.</p> <p>4. Can potentially lose valuable context and meaning. Specific to attention-based architectures.</p>
-----------------------------	--	---

	<ul style="list-style-type: none"> <li>- Ablate subset of attention heads encoding stereotypes.</li> </ul>	
Vision-Language Models (VLM)	<ol style="list-style-type: none"> <li>1. Additive Residual Learner [35]: <ul style="list-style-type: none"> <li>- Disentangle skewed similarity in representation of certain images and their demographic annotations.</li> </ul> </li> </ol>	<ol style="list-style-type: none"> <li>1. The model may overcompensate and flip similarity skew with different demographic annotations.</li> </ol>
Versatile (LLM & VLM)	<ol style="list-style-type: none"> <li>1. Model Alignment [36–39]: <ul style="list-style-type: none"> <li>- Techniques to tune AI systems to align with human preferences and values (e.g. reinforcement learning with human feedback).</li> </ul> </li> </ol>	<ol style="list-style-type: none"> <li>1. Curating high-quality, ethically aligned output can be labor intensive and time consuming. Alignment can come with performance trade-offs.</li> </ol>

**Table 1.** (Abbreviations: TP - True Positive, FP - False Positive). We explored social biases present in biomedical data that affect the fairness of biomedical AI. Subsequently, we identified evidence-based techniques to mitigate these common challenges. A more detailed explanation of these concepts and relationships are described in Sec. II.A. 1-11.

#### II.A.1. *Social AI Bias: Underrepresentation Bias.*

Social bias in AI can arise when the training data does not accurately represent the real-world distribution of labels and/or features [40]. In biomedicine, this social bias manifests as an underrepresentation of demographic groups in clinical trials and biomedical data registries when compared with the distribution of the general population [41–43]. If biomedical datasets lack sufficient representation from all demographic subgroups, AI models trained on such data may not effectively capture each group's specific feature distribution. Consequently, these models may exhibit poor generalization performance when making decisions for individuals from these underrepresented groups. Therefore, in the context of healthcare delivery, downstream prediction tasks in FM development may exhibit disparities in prediction metrics across different subgroups. When these AI systems are deployed, they can lead to unfair outcomes for certain subgroups as well as perpetuate or exacerbate health inequities [9,44]. For example, large biorepositories supporting omics datasets predominantly consist of data from individuals of European descent, leading to a notable underrepresentation of racial and ethnic minorities that impacts equitable health care delivery in precision medicine applications [42,43].

First, we examine methods for mitigating underrepresentation bias at the data level. Most notably, it is crucial that we work towards inclusive collection of biomedical datasets encompassing a diverse range of demographic groups [44]. This includes a proportional representation of underrepresented groups based on race/ethnicity, gender, socioeconomic status, age, disability status, geography, and other characteristics. However, inclusivity in data collection is a long-term goal that requires tremendous mobilization of resources and amending of historical mistrust among certain demographic populations in biomedical research participation. In the short term, synthetic datasets present a potential mitigation strategy for addressing the issue of underrepresentation in biomedical data [14]. Synthetic data, artificially generated through computer simulations or algorithms, attempts to closely mirror the statistical properties of real-world data. It is a broad concept that encompasses a variety of processes and techniques, from techniques that transform the data to advanced deep learning techniques that generate data by learning from real-world data. In biomedicine, synthetic datasets can be engineered to reduce bias by closely emulating the phenotypes of underrepresented individuals, allowing the training of biomedical AI models that can generalize across demographic groups [14]. However, it's important to note that the use of synthetic data comes with its own set of challenges. The quality of synthetic data can be compromised by

inaccuracies, noise, over-smoothing, and inconsistencies when compared to real-world data [15]. Therefore, while synthetic datasets provide a potential solution to address underrepresentation, careful consideration must be given to their generation and use to ensure they contribute positively to the development of fair and unbiased AI systems.

Second, we examine mitigation strategies that can be applied during model training to address the unfairness of downstream FM prediction tasks due to data under representation bias. Importantly, these strategies can be applied to various data types but necessitate datasets to have associated demographic metadata. One approach includes importance weighting, a technique where samples from underrepresented groups in the dataset are shown more frequently to the model, giving them higher importance in model decision making [16,17]. Another approach involves the use of adversarial strategies to address bias in machine learning models. In machine learning, an adversary refers to an agent that intentionally seeks to deceive, manipulate, or exploit a model to achieve a specific goal; it has been explored as a potential strategy to both mitigate and detect bias [18,45]. In a recent study, Yang et al. introduced an adversarial approach where the primary model is trained on the main task while an adversarial model is simultaneously trained to be unable to predict sensitive demographic features from the primary model's output [19]. The goal is to ensure that predictions are independent of sensitive demographic features by balancing predictive and adversarial losses during training. An additional strategy is regularization, which is commonly applied in prediction tasks to reduce overfitting but can also target the reduction of disparities across different demographic groups in the model's predictions. This is achieved by introducing a regularization hyperparameter in the model's loss function that penalizes model weights resulting in high values of a chosen fairness metric [20,21]. Lastly, dropout regularization, which applies a binary mask to neurons so that each neuron has a probability ( $p$ ) of being dropped out, can also reduce unfair predictions by decreasing the model's reliance on specific sensitive demographic features [22]. It is important to note that each method to improve model fairness may come with potential trade-offs in performance and training time.

For FM downstream tasks, it is imperative to assess the model's fairness, particularly when underrepresentation bias is present. This evaluation should consider the uncertainties of bias mitigation at both the dataset and training levels to ensure the model performs equitably in real-world applications. One common approach to assessing fairness in classification tasks is by evaluating the impact of sensitive demographic features on model predictions using fairness metrics. For instance, equalized odds measures the classifier's accuracy with regards to the true positive rates and false positive rates between different demographics [23,24]. Similarly, the equal opportunity metric requires that the true positive rates are equal for all demographic groups, ensuring that all groups equally benefit from the model [24,25]. On the other hand, predictive parity ensures that precision, or the likelihood of a true positive, is equal across different demographic groups, meaning individuals receiving the same decision should have equal outcomes [26]. While these metrics can provide insight into how the model's decision's may be disparate or equal among demographic groups, relying on a single fairness metric can be limiting; it may provide an incomplete or misleading picture of the model's social bias, since each metric captures only a specific aspect of fairness. In addition, these metrics are limited to classification tasks. Therefore, a way to evaluate a model's dependence on sensitive demographic features or its disregard for socio-demographic variables, can be done via explainability techniques (see section **II.B.2.**). These techniques help elucidate the relationship between input data attributions and model outputs, ensuring that AI in biomedicine is fair and equitable [27]. However, applying explainability techniques comes with challenges. These methods can be resource-intensive, and their effectiveness often depends on human interpretation. Moreover, explainability techniques can offer either a global understanding of how features influence the overall decision-making process or a local understanding of how features affect individual decisions [46]. While both perspectives are valuable, each provides only a partial view of the model's behavior.

#### *II.A.2. Social AI Bias: Stereotypical Biases.*

Stereotypical biases in real-world datasets are a significant concern in the field of AI. These biases, often reflections of societal stereotypes, can be unintentionally incorporated into AI models during the training process. Historical and persistent stereotypical biases are particularly prevalent in natural language data, making



pretrained LLMs – a type of FM trained on extensive text corpora for a variety of downstream NLP tasks – prone to learning and perpetuating these biases [47]. Presence of stereotypical biases can lead to unfair outcomes when LLMs are used in applications such as text classification, sentiment analysis, or recommendation systems. Given the potential for LLMs in clinical settings for tasks like compiling patient notes and aiding in clinical decision-making, the development and deployment of biomedical LLMs is tempered by ethical concerns [48,49]. Biomedical LLMs can learn and even amplify stereotypical biases present in the biomedical text corpora. When examining four major commercial LLMs (Bard, ChatGPT-3.5, Claude, GPT-4) on medical queries related to race-based practices, these models often perpetuated outdated, debunked stereotypes from their biased training data [49]. Additionally, a UNESCO study on AI gender biases provided clear evidence of gender stereotyping across various LLMs, emphasizing the need for systematic changes to ensure fairness in AI-generated content [50]. This highlights the presence of stereotype biases in LLMs used in biomedical AI systems and underscores the need to address these biases across all demographic groups, including by race and gender.

Recognizing the critical need to address stereotypical biases inherent in natural language data, a variety of specific strategies have been investigated to mitigate these biases in LLMs. One such strategy includes counterfactual data augmentation (CDA) involves augmenting a corpus by swapping demographic identifier terms with their opposites to create a more balanced dataset [29,30]. For instance, terms like "he" and "she" are interchanged to ensure that the data representation is more equitable. This method helps to reduce the reinforcement of existing stereotypes by providing a diverse set of examples, ultimately leading to fairer and more unbiased model outputs. Counterfactual data augmentation, while useful, may not adequately address more complex biases that are not directly associated with demographic identifiers. Bias control training is another strategy designed to manage and mitigate demographic bias in dialogue generation. This process involves training the model to associate control tokens with certain demographic properties and adjusting its responses accordingly. It begins by categorizing each dialogue response into bins based on the presence of words associated with a demographic group and appending a special token to indicate the bin. During training, the model learns to associate these tokens with the demographic group association of responses and adjusts its output accordingly. At inference time, different special tokens can be appended to control the stereotypical biases of the model's output. This approach allows for precise control over the stereotypical bias of the language generated by the model, ensuring that biases are minimized and promoting more equitable and unbiased dialogue generation [31]. However, this process of bias control training is highly dependent on the categorization of responses with their stereotype associations. Complimenting bias control training is attempting to minimize bias in word embeddings, which are vector representations that capture semantic and syntactic properties of words. As the foundation of LLMs, word embeddings enable these models to understand and generate human-like text. Word embedding biases refer to the phenomenon where these embeddings reflect and perpetuate societal biases present in the training data [51]. This means that words associated with a particular protected group (e.g. gender) might be closer in the embedding space to stereotypically associated words. To reveal biases related to protected groups, one approach involves identifying pairs of data points that differ in a specific attribute, creating a "seed direction" that represents this difference [32]. Analogous pairs are then generated and scored based on their alignment with the seed direction, systematically uncovering biased relationships in the embeddings. Once identified, a method to debias these words involves generating augmented sentences through demographic identifier word swapping, encoding both the original and augmented sentences, and maximizing their mutual information [33]. However, the process of debiasing word embeddings can encounter difficulties in maintaining semantic consistency. This presents a decision-making challenge where one must balance performance trade-offs when implementing debiasing techniques. Ma et al. explored how attention heads can encode bias and found that a small subset of attention heads within pretrained language models are primarily responsible for encoding stereotypes toward specific minority groups and could be identified using attention maps [32]. The authors used Shapley values [52] to estimate the contribution of each attention head to stereotype detection and performed ablation experiments to assess the impact of pruning the most and least contributive heads [34]. Attention head pruning, while effective in model compression and mitigating encoded stereotypes, is a technique specific to architectures that utilize attention heads. It may also risk the loss of semantic meaning that can impact the model's performance.

Stereotypical biases, inherent in natural language data, can also influence multimodal models that incorporate natural language, such as Vision-Language Models (VLMs) [53]. These biases, if unaddressed, can inadvertently affect the performance and fairness of these models. For example, VLMs like DALL-E and Midjourney have been shown to exhibit racial and stereotypical biases in their outputs [9]. For instance, when prompted to generate images of CEOs, these models predominantly produced images of men, reflecting gender bias acquired during training. Saravanan et al. also explored social bias in text-to-image foundation models performing image editing tasks [54]. Their findings revealed significant unintended gender alterations, with images of women altered to depict high-paid roles at a much higher rate (78%) than men (6%). Additionally, there was a notable trend of skin lightening in images of Black individuals edited into high-paid roles [54]. Although VLMs in biomedicine can analyze visual and textual medical data for tasks such as medical report generation and visual question answering [55]. Biomedical VLMs can learn stereotypical associations between words and images, perpetuating these in its inference and exacerbating health inequities. Therefore, it is essential to explore methods that can disentangle the skewed similarities in the representation of certain images and their associated demographic annotations. Seth et al. presented a framework for debiasing pre-trained VLMs that involves training an Additive Residual Learner (ARL) such that the model disentangles protected attribute information from the image representation produced by the pretrained encoder [35]. The trainable ARL takes an image representation from the pretrained encoder as input, returns a residual representation, and concatenates the pretrained representation to produce a modified, debiased representation of the image that is fed to a Protected Attribute Classifier (PAC), which classifies protected attributes such as race, gender, and age. The training objectives in the framework are as follows: a) minimize a reconstruction loss to ensure the debiased representation is close to the original representation; b) minimize the maximum soft max probability of each protected attribute classifier head to encourage the model to be uncertain about the protected attributes; and c) maximizing the misclassification of the protected label [35]. Benchmarking results show that this additive residual debiasing framework significantly improves the fairness of output representations without sacrificing predictive zero-shot performance [35]. However, the ARL may overcompensate during the debiasing process, potentially flipping the similarity skew in the opposite direction for different demographic annotations. This can result in unintended biases being introduced, highlighting the need for careful calibration and evaluation of the model's performance across various demographic groups.

To complement the discussed debiasing strategies, model alignment techniques offer a versatile set of strategies for mitigating stereotypical biases in AI systems. These techniques aim to align models more closely with human values and preferences, enhancing their safety, fairness, and contextual appropriateness [36,56]. In the biomedical field, aligning LLMs and VLMs to avoid social stereotypes in decision-making is essential for creating more equitable and fairer AI. These alignment techniques are applicable to both LLMs and VLMs, enhancing their performance and adaptability. However, the specific methodologies and considerations may vary depending on the model architecture and the task at hand. Two foundational techniques in model alignment are Instruction Tuning (IT) and Supervised Fine-Tuning (SFT), each with distinct objectives. SFT involves fine-tuning model outputs against preferred outcomes [57], using a curated dataset of high-quality outputs. IT, on the other hand, fine-tunes models using a labeled dataset of instructional prompts and corresponding outputs [58], with the goal of improving performance on specific tasks and general instruction-following. These techniques should be used judiciously, keeping in mind the potential risks and challenges associated with fine-tuning, such as overfitting and distributional shift.

Reinforcement Learning from Human Feedback (RLHF) offers another layer of refinement for LLMs by integrating human feedback into the learning process [37]. In reinforcement learning, an agent learns which actions to take by interacting with an environment, receiving rewards for correct actions and penalties for incorrect ones. RLHF enhances this process by incorporating human feedback to guide and accelerate learning, enabling the model to make more informed decisions. The primary goal of RLHF is to optimize a model's responses based on a reward system that aligns with human preferences. For LLMs, this involves defining a policy that dictates responses to prompts and resulting completions. The process includes pretraining a base LLM, generating output pairs, and using a reward model (RM) that is trained on human feedback to mimic human

ratings. The LLM is then trained to achieve high feedback scores from the RM. The challenge lies in optimizing these rewards without overly relying on them, as human preferences can be complex and nuanced. Reinforcement Learning with AI Feedback (RLAIF) [38] is a related approach that uses AI systems to evaluate actions and guide learning. In RLAIF, an AI system, such as an LLM, provides feedback instead of human evaluators. This feedback is used to train a reward model, similar to RLHF, but with AI-generated evaluations. The key difference between RLHF and RLAIF is in the source of feedback—human evaluators in RLHF versus AI systems in RLAIF. Another method, Direct Preference Optimization (DPO) [39], fine-tunes LLMs with human feedback without using reinforcement learning. Like RLHF, DPO involves generating output pairs and receiving human feedback, but the LLM is trained to assign high probabilities to positive examples and low probabilities to negative ones, effectively bypassing the need for reinforcement learning. However, DPO requires labeled positive and negative pairs for training, whereas RLHF, once the RM is trained, can annotate as much data as needed for fine-tuning.

Moreover, red teaming represents a way to assess the stereotypic outputs of LLMs and VLMs. It involves intentional adversarial attacks wherein an input is modified in a way that bypasses the model's alignment to reveal inherent vulnerabilities, including biased output. This process often involves a human-in-the-loop, or another model, to assess and provoke the target model into producing harmful outputs. Red-teaming in biomedicine should engage multidisciplinary teams to evaluate AI systems and prevent biased medical information. For example, Chang et. al. conducted a study using multidisciplinary red-teaming to test medical scenarios with adversarial commands, such as "you are a racist doctor" [59]. They exposed vulnerabilities in GPT-3.5 and 4.0 that allowed the propagation of identity-based discrimination and false stereotypes, influencing treatment recommendations and perpetuating discriminatory behaviors based on race or gender, such as biased renal function assessments. Important to note, the red teaming process may inadvertently introduce new biases if the adversarial inputs aren't sufficiently representative. Therefore, while valuable, red teaming should be used alongside other strategies like continuous monitoring and robust debiasing to comprehensively address bias. An LLM backbone, a regression layer for multi-objective evaluation, and a gating layer that combines these objectives into a single scalar score [60]. Constitutional AI, developed by Anthropic, focuses on making models less harmful and more helpful by creating a "constitution" that outlines ethical principles and rules to guide the model [61]. Ultimately, RLHF is crucial for reducing bias prior to the clinical integration of FMs, as it offers a way to ethically align models to the needs and values of diverse patient populations.

## II.B. Ensuring Trustworthiness and Reproducibility.

Trustworthiness and reproducibility are paramount in the biomedical AI ecosystem, as they ensure the reliability and accuracy of AI models in critical translational and healthcare applications. In **Section II.B.1.**, we discuss the essential data lifecycle concepts, highlighting how the Findable, Accessible, Interoperable, Reusable (FAIR) principles need to be supported by data integrity, provenance and transparency in the current AI ecosystem. **Section II.B.2.** delves into interpretability and explainability, emphasizing the need for AI/ML models to foster trust and understanding among users in translational settings. **Section II.B.3.** covers enhancing AI accuracy, exploring model alignment strategies and human-in-the-loop approaches to improve the performance and ethical alignment of FMs. Finally, **Section II.B.4.** discusses algorithmic transparency, which is indispensable for both reproducing results and establishing trust in a model.

### Ensuring Trustworthiness & Reproducibility in Biomedical AI

Category	Strategy	Limitation/Challenge
<p><b>Challenge:</b> The absence of standardized data management protocols throughout its lifecycle obstructs collaboration in biomedical AI, particularly in integrating diverse datasets for comprehensive model development.</p>		
Biomedical Data	<ol style="list-style-type: none"> <li>FAIR data principles [62–64] <ul style="list-style-type: none"> <li>Good practices for discovery</li> </ul> </li> </ol>	<ol style="list-style-type: none"> <li>Broad implementation of FAIR principles is challenged by data</li> </ol>

	<p>and reuse of digital objects.</p> <ol style="list-style-type: none"> <li>2. Data Provenance [65] <ul style="list-style-type: none"> <li>- Documenting data origins, processing/transformations, and usage.</li> </ul> </li> </ol>	<p>fragmentation, interoperability issues, inadequate documentation, and the need for appropriate infrastructure and resources to implement effective data management practices.</p> <ol style="list-style-type: none"> <li>2. Maintaining data lineage can be cumbersome due to evolving data sources, complex workflows or data transformations, and schema modifications.</li> </ol>
--	--	---

**Challenge:** The decision-making process and output of a biomedical AI model must be transparent, understandable, and verifiable by human experts to build the trust required for integration into clinical and translational settings.

<p>Biomedical AI systems</p>	<ol style="list-style-type: none"> <li>1. Interpretability &amp; Explainability Methods [66–70] <ul style="list-style-type: none"> <li>- Techniques incorporated into model development or evaluation to enhance understanding of the model's inner workings and the impact of data attributes on decision-making.</li> </ul> </li> <li>2. Integrating Human Expertise [71–73] <ul style="list-style-type: none"> <li>- AI leveraging human expertise and insights to improve its performance, learn from mistakes, and make more informed and accurate decisions.</li> </ul> </li> <li>3. Transparent AI Documentation [74–77] <ul style="list-style-type: none"> <li>- Documentation of up-stream resources used in development, model-level properties, and down-stream applications.</li> </ul> </li> </ol>	<ol style="list-style-type: none"> <li>1. Application of techniques can be resource intensive. Effectiveness of explainability methods often depends on human interpretation.</li> <li>2. Integrating human expertise may introduce biases and variability, potentially affecting the quality and consistency of decision making.</li> <li>3. Complexity of AI models, proprietary information protection, rapidly evolving AI technologies, and the difficulty in documenting implicit biases and decision-making processes within the models.</li> </ol>
------------------------------	---	--

**Table 2.** (Abbreviations: FAIR - Findable, Accessible, Interoperable, Reproducible). We explored the challenges in the ability of AI systems to consistently produce reliable and verifiable results that instill confidence in their predictions and decisions in the biomedical field. Subsequently, we identified evidence-based techniques to mitigate these common challenges. A more detailed explanation of these concepts and relationships are described in Sec. II.B. 1-4.

II.B.1 *Essential Data Lifecycle Concepts.* Findable, Accessible, Interoperable, Reusable (FAIR) principles, which promote good practices for scientific data and its resources, have a long-standing foundation for establishing trustworthiness and reproducibility of biomedical data, particularly regarding the discovery and reuse of digital objects throughout their lifecycle [62–64]. We review data concepts, adapted from these FAIR principles, that

are relevant to the trustworthiness and reproducibility of FM development pipelines in the biomedical AI ecosystem. Given that FMs are trained on datasets from diverse sources, and increasingly across diverse modalities, provenance, or, tracking data origins, processing, and usage, is crucial to enhance trust and accountability for model developers, data creators, policymakers, and the public [65]. Longpre et al. recommended five essential elements of a data provenance framework to support responsible FM development including: a) a verifiable metadata that is reliable and assessable; b) practices for tracing data are modality and source agnostic; c) data and metadata are searchable, filterable, and composable; d) the framework is flexible to incorporate new metadata types and adapt to different technological and regulatory landscapes; e) relevant data sources are symbolically attributed to trace data lineage, data alterations over time, and identify data origins [65]. Importantly, modifications and/or augmentations to datasets inevitably influence the distribution of features and/or classes, and are therefore vital in data provenance. These alterations may also introduce errors, noise, inconsistency, as well as discrepancy in smoothness and dynamics in comparison to real-world data, which ultimately impact the trustworthiness of model output, making tracking of data processing an important ethical consideration as we move through the AI lifecycle [15,77]. It is important to note that the widespread adoption of FAIR principles faces hurdles such as data fragmentation, interoperability complications, insufficient documentation, and the requirement for suitable infrastructure and resources for effective data management. Furthermore, preserving data lineage becomes arduous due to changing data sources, intricate workflows or data transformations, and alterations in schema.

**II.B.2 Interpretability and Explainability.** Interpretability in AI refers to the degree to which a model's inner workings are comprehensible to users within the context of the application domain [78]. On the other hand, explainability is about explaining the behavior of an AI model in human-terms, by highlighting potential influences of input features with the model output at a local or global level [78]. Methods to support explainability and interpretability of AI systems can be categorized into two main types: *a priori* and *a posteriori* approaches [66]. *A priori* techniques are implemented during the model development phase with the aim of improving the model's interpretability. Examples of *a priori* techniques include: a) selecting features that align with established and relevant biomedical concepts; b) implementing regularization to penalize large weights; and c) using models with simpler topologies [66–68]. *A posteriori* techniques are applied after the model has been trained, serving as methods to explain the model's predictions with respect to the input. Examples of *a posteriori* techniques include: a) feature perturbation to monitor how slight changes in the input affects the model output; and b) counterfactuals that elucidates a model's reasoning through the lens of "what if" scenarios [66,69,70]. High stakes biomedical use-cases, like diagnosis or detection, demand understanding and trust in decisions made by AI models [66]. Explainability and interpretability offer a human-friendly understanding into the behavior of an AI prediction. Likewise, interpretability and explainability foster trust in clinical decisions, by providing an explanation of how data points and features influence a decision. Collectively, these techniques promote a nuanced understanding of AI models amongst a wider audience and enhance diverse stakeholder engagement, which potentially paves the way for more effective human-in-the-loop approaches. The challenges we face include the resource-intensive nature of these techniques and the fact that the effectiveness of explainability methods often relies on human interpretation.

### **II.B.3. Enhancing AI Reliability with Human-in-the-loop.**

The human-in-the-loop approach aims to generate a cost-effective and accurate model for solving complex tasks by integrating human expertise/insights into the decision-making loop of AI systems [91]. In this framework, humans can intervene in the AI pipeline during data preprocessing and/or model training and inference, where machine-based approaches can benefit from the rich knowledge and oversight of human experts [73]. Human-in-the-loop approaches can play a pivotal role in developing accurate and reliable biomedical AI applications such as medical diagnostics, treatment planning, and personalized medicine [72]. For instance, a human-in-the-loop AI approach was designed to accurately detect and classify regions of interest in biological images [71]. This approach involved human guidance in the training loop by selecting prototype patches, ensuring data quality, and fine-tuning the confidence threshold for inference. Altogether, human-in-the-loop collaboration enhances the accuracy and reliability of AI systems in biomedicine by incorporating practical, real-world medical knowledge to guide and validate AI decision making. This collaborative approach to decision making fosters

confidence among users and stakeholders regarding the robustness and trustworthiness of the model, facilitating adoption in clinical and translational settings. While integrating human expertise may introduce biases and variability, potentially impacting the quality and consistency of decision-making, it also presents an opportunity to leverage diverse perspectives and experiences. With careful management and continuous learning, we can mitigate these risks and enhance the robustness and reliability of our AI systems.

**II.B.4. *Transparency & Reproducibility.*** Transparency is a nuanced concept used in various scientific disciplines, but recently, it has been at the forefront of discussions pertaining to global AI regulation. In a 2019 study, “transparency” was found to be the most commonly used principle addressing AI ethical guidelines, and it is one of the five key ethical principles promoted in 84 AI studies [74]. It is imperative to note that transparency is recommended for both technical features of an algorithm in addition to practical implementation methodology within current social parameters [75]. Closely related to transparency, reproducibility encompasses methods such as sharing open data and open source code, which works to ensure that scientific findings are accurate and reliable, or otherwise, reproducible [79]. Given the need for precision in biomedical AI, transparency is critical for reproducing results and establishing trust in a model. Building on these concepts, Bommasani et al. have proposed a “Foundation Model Transparency Report” that aims to institutionalize transparency reporting to increase accountability, reproducibility, and an understanding of AI technologies [77]. These recommendations disclose information on various aspects about the development, deployment, and impact of FMs including the following: a) Upstream resources with respect to training datasets, human resources involved in developing the FM, computational resources utilized for training and development, codebases and their relevant computational environments, architecture and design choices of the FM and/or reasoning for selection of pretrained model(s), training processes (e.g. the optimization algorithms, hyperparameters, and training duration), and steps taken to address ethical considerations (e.g. fairness, robustness, security, and explainability of the model); b) Model-level properties including its purpose, intended applications, and target domains alongside details about the model’s level of interpretability and incorporated explainability modules. In addition, it is recommended the report include information about the model’s performance metrics, limitations, biases, security, versioning, licensing, and intellectual property. Critically, substantial computational resources are required for training making it prohibitive and often unnecessary to retrain them. It is essential to openly share trained model weights and architecture in FAIR repositories to reproduce and critically evaluate the model; and c) Downstream aspects that provide information about specific use cases and applications, guidelines and mitigation strategies for responsible and ethical use, mechanisms for collecting user feedback, compliance of the FM with regulations and standards, accessibility and availability of the FM, and external audits or assessments [82]. Importantly, it is recommended all relevant stakeholders have access to supporting tutorials, documentation, and training channels [82]. In conclusion, as FMs continue to rapidly scale in their applications for biomedicine, the need for the standardization of robust transparency and reproducibility practices and frameworks are needed to support AI clinical translation. While the complexity of AI models, proprietary information protection, rapidly evolving AI technologies, and the challenge of documenting implicit biases and decision-making processes within the models pose significant hurdles, they also present opportunities for innovation and improvement in AI documentation.

### **II.C. Safeguarding Patient Privacy and Security.**

In this section, we explore critical aspects of safeguarding patient privacy and security within the biomedical AI ecosystem. In **II.C.1.**, we discuss strategies to maintain data security and ensure proper data provenance. In **II.C.2.**, we examine how technologies like blockchain, edge computing, and federated learning can enhance data security and privacy within cloud and hybrid cloud infrastructures. In **II.C.3.**, we address the risks of and strategies to combat patient re-identification and membership inference attacks. In **II.C.4.**, we examine the challenges of memorization in AI models and discuss strategies to mitigate these issues. These sections collectively highlight the ongoing challenges of patient privacy within the realm of biomedical AI, emphasizing the importance of robust security measures and ethical practices.

Category	Strategy	Limitation/Challenge
----------	----------	----------------------

**Challenge:** Unauthorized access to sensitive biomedical data jeopardizes individual privacy, undermines stakeholder trust, and threatens compliance with regulatory guidelines.

Data Life Cycle	<ol style="list-style-type: none"> <li>1. Role-based access control, data access logs &amp; strong authentication methods [80] <ul style="list-style-type: none"> <li>- Common data security measures to protect sensitive information.</li> </ul> </li> <li>2. Obtaining &amp; respecting patient consent [81,82] <ul style="list-style-type: none"> <li>- Informed consent; adhering to agreed terms; allowing withdrawal</li> </ul> </li> <li>3. Data Provenance [83] <ul style="list-style-type: none"> <li>- Detailed audit trail of origin and journey of data, including its creation, movement, and transformation.</li> </ul> </li> </ol>	<ol style="list-style-type: none"> <li>1. Managing complex permissions and challenges in detecting unauthorized activities in large-scale logs.</li> <li>2. Ensuring comprehension of complex data use scenarios and maintaining up-to-date consents amid rapidly evolving technologies.</li> <li>3. Complexity of tracking data lineage in large-scale systems, potential inaccuracies in provenance data, the challenge of maintaining up-to-date provenance information.</li> </ol>
-----------------	--	--

**Challenge:** Developing biomedical AI in the cloud offers flexible, ready-to-use, and scalable infrastructure. However, ensuring the security and privacy of sensitive data during storage and computation is challenging in this environment.

Data Storage	<ol style="list-style-type: none"> <li>1. Blockchain technology [84] <ul style="list-style-type: none"> <li>- Provides a decentralized, tamper-resistant ledger that ensures transparent and secure data recording.</li> </ul> </li> <li>2. Data Encryption [85] <ul style="list-style-type: none"> <li>- Algorithms to transform readable data to unreadable data.</li> </ul> </li> </ol>	<ol style="list-style-type: none"> <li>1. A '51% attack' :a potential security risk in blockchain networks where a miner or group of miners, possessing over half the network's computing power, can rewrite the blockchain.</li> <li>2. Computationally intensive and may introduce latency issues</li> </ol>
Computation	<ol style="list-style-type: none"> <li>1. Hybrid Cloud [86] <ul style="list-style-type: none"> <li>- Flexible public and private cloud approach for optimizing security.</li> </ul> </li> <li>2. Edge Computing [87–89] <ul style="list-style-type: none"> <li>- Allows for computing closer to data sources, reducing potential exposure during transmission.</li> </ul> </li> <li>3. Federated Learning [90] <ul style="list-style-type: none"> <li>- Enables decentralized models to be trained across multiple devices or servers holding local data samples</li> </ul> </li> </ol>	<ol style="list-style-type: none"> <li>1. Integrating private cloud with public cloud introduces additional infrastructure complexity.</li> <li>2. Increased complexity of managing distributed systems.</li> <li>3. Maintaining data integrity across multiple nodes.</li> </ol>

	without exchanging them.	
--	--------------------------	--

**Challenge:** Sensitive biomedical data is vulnerable to adversarial attacks, including the risk of re-identifying individuals or inferring whether an individual's data was used to train a model.

Patient Re-identification	<ol style="list-style-type: none"> <li>1. Removing patient identifiers, and/or implementing rule and ML based patient data anonymization [91–93] <ul style="list-style-type: none"> <li>- Manual or computational elimination of personally identifiable information from health data.</li> </ul> </li> </ol>	<ol style="list-style-type: none"> <li>1. Algorithms have demonstrated the ability to successfully identify an individual's record in a dataset.</li> </ol>
Membership Inference Attacks	<ol style="list-style-type: none"> <li>1. Techniques to increase model generalization [94,95] <ul style="list-style-type: none"> <li>- Strategies to encourage smaller or sparser coefficients.</li> </ul> </li> <li>2. Data augmentation [95] <ul style="list-style-type: none"> <li>- Techniques that artificially transform data to increase its size and entropy.</li> </ul> </li> <li>3. When training on synthetic biomedical data: employ full synthesis approach [96] <ul style="list-style-type: none"> <li>- Training a generative model to create synthetic data that mirrors the real data distribution.</li> </ul> </li> <li>4. Privacy risk score [97] <ul style="list-style-type: none"> <li>- Measures the likelihood that an input sample is part of the training dataset.</li> </ul> </li> </ol>	<ol style="list-style-type: none"> <li>1. Must be balanced against a potential utility penalty for the model.</li> <li>2. Must be balanced against a potential utility penalty for the model.</li> <li>3. Inaccuracies, noise, over-smoothing, and inconsistencies when compared to real-world data.</li> <li>4. Reliance on posterior probability can render the method sensitive to the model's complexity and training dynamics.</li> </ol>

**Challenge:** Large-scale biomedical models can memorize data, making them vulnerable to unique security risks such as data leaks, manipulation to produce misleading outputs, and the exposure of sensitive patient information.

Over-Parameterized Models and “Long-Tailed” Data	<ol style="list-style-type: none"> <li>1. Data augmentation [98] <ul style="list-style-type: none"> <li>- Techniques that artificially transform data to increase its size and entropy.</li> </ul> </li> <li>2. Model size reduction [99,100] <ul style="list-style-type: none"> <li>- Techniques to compress the model.</li> </ul> </li> <li>3. Patient data deduplication [101–103] <ul style="list-style-type: none"> <li>- Identifying and removing duplicate entries from a dataset.</li> </ul> </li> </ol>	<ol style="list-style-type: none"> <li>1. Must be balanced against a potential utility penalty for the model.</li> <li>2. Must be balanced against a potential utility penalty for the model.</li> <li>3. Appropriately matching patient records; potential loss of important data.</li> </ol>
--	--	--



**Table 3.** We explored recurring challenges regarding the maintenance of privacy and security of patient data. Subsequently, we identified evidence-based techniques to mitigate these common challenges. A more detailed explanation of these concepts and relationships are described in Sec. II.C. 1-4.

**II.C.1. Essential Data Lifecycle Concepts.** In safeguarding access to sensitive patient data, it is essential to employ robust authentication methods, implement role-based access control, and maintain comprehensive logs of all data access instances [80]. However, while these mechanisms are fundamental for protecting patient data privacy, they are not without their challenges. For instance, role-based access control can become cumbersome in environments with complex permission hierarchies, and the sheer volume of data access logs can make it difficult to detect unauthorized activities effectively in large-scale systems. As these challenges illustrate, the complexity of managing data access is closely tied to the broader responsibility of ensuring that, as the need for data sharing and reuse in biomedical research grows, the rights and privacy of participants are respected and upheld. This process necessitates obtaining informed consent for data sharing, de-identifying data sets before dissemination, and ensuring that the data is only utilized for the purposes explicitly agreed upon [81,82]. Although informed consent is a cornerstone of patient privacy protection, it presents challenges of its own, such as ensuring that participants fully understand the complexities of how their data might be used and keeping consent documents relevant in the face of rapidly advancing technologies.

Moreover, fostering a secure and responsible AI ecosystem hinges on the effective implementation of data provenance. Data provenance involves the meticulous documentation of a dataset's origin, movement, and transformations throughout its lifecycle. Such documentation not only enhances transparency but also aids in identifying and analyzing potentially malicious activities [83]. Nonetheless, the methods used to establish data provenance come with their own set of limitations, including the complexity of tracking data lineage in large-scale systems, the potential for inaccuracies in provenance data, and the difficulty of maintaining up-to-date records as data evolves. Collectively, these principles of data access control, informed consent, and data provenance play a critical role in ensuring the trust and safety of all stakeholders within the biomedical AI ecosystem.

**II.C.2. Protecting Patient Privacy in Cloud Storage and Computation.** The advantages of developing AI in the cloud include access to a flexible hardware infrastructure specifically designed for AI. This infrastructure is equipped with state-of-the-art GPUs that not only accelerate the training process but also efficiently handle the influx of inference processing associated with the deployment of a new AI system. In this scenario, the trained neural network is put to work for practical applications. Furthermore, the cloud eliminates the need for complex hardware configuration and purchase decisions, providing ready-to-use AI software stacks and development frameworks. Cloud-based AI development also has its disadvantages. One of the primary concerns is the rising costs associated with storing large datasets and training models. Additionally, data security becomes a significant challenge. Ensuring the security and privacy of sensitive data during both storage and computation is crucial. This challenge is further amplified by the need to perform complex computations on this sensitive data without compromising its integrity. Therefore, while cloud-based AI development offers numerous benefits, it also presents complex challenges that need to be effectively addressed.

Data privacy is a critical issue when deploying models for clinical practice in cloud environments due to the sensitive nature of patient health information (PHI). This sensitivity restricts data storage infrastructure, network data transfers, and access to computing resources [89]. A hybrid cloud model enables organizations to utilize their own infrastructure for sensitive, private data and computation, while integrating public clouds for nonsensitive, public data and computation [86]. Alternatively, a blockchain-based interplanetary file system (IPFS) can be implemented as secondary storage to safeguard the privacy and security of patient health information [84]. IPFS allows users to host and receive content in a decentralized manner while blockchain ensures that once data is recorded, it cannot be altered without the consensus of the network. The blockchain technology securely transmits and stores patient data, providing a potential solution for addressing privacy concerns associated with rapid medical data access and processing. However, a '51% attack' is a potential security risk in blockchain networks where a miner or group of miners, possessing over half the network's computing power, can rewrite the blockchain [104].

Edge computing is a paradigm that shifts data processing and storage from the cloud closer to the source devices, enhancing data security and privacy while also decreasing latency [105][05]. It therefore offers utility in enhancing the security of patient-sensitive data within the biomedical AI ecosystem by preventing public data leaks while also speeding up decision-making, reducing latency, and improving the overall quality of care [106]. For example, Humayun et. al. introduced a framework to integrate cutting-edge technologies like mobile edge computing and blockchain to enhance healthcare data security [107]. Meng et. al. presented an edge computing-based approach for healthcare applications that store and perform computation on cloud servers [107]. They employed homomorphic encryption, which allows computations to be performed on encrypted data without the need for decryption, thus ensuring patient data security even if accessed by attackers [85]. They also presented a strategy to distribute computation across multiple virtual nodes at the edge, leveraging cloud computational resources while keeping all arithmetic operations masked. The approach prevents adversaries from discerning the specific tasks performed on the encrypted patient data. Serverless edge computing represents an evolution of cloud serverless technology, where there is an abstracting of servers from the application development process, enabling developers to build applications without concern for the underlying infrastructure [88]. Serverless edge computing highlights the potential for distributing models with preserved privacy, combining the flexibility of cloud computing with the security of local deployment [89]. However, while an edge or serverless edge computing approach offers a promising solution for enhancing patient data security, there is an added complexity of managing distributed systems.

Federated learning is a framework for distributed machine learning whereby patient data stored across various hospitals and healthcare institutions is kept decentralized on their local servers. These institutions use a federated workflow where learning takes place locally on their own nodes/edge devices. A central cloud server then aggregates the results to create a unified model. Sadilek et. al. applied modern and general federated learning methods that explicitly incorporate differential privacy to clinical and epidemiological research [90]. They demonstrated that federated models could achieve similar accuracy, precision, and generalizability as standard centralized statistical models while achieving considerably stronger privacy protections. While federated learning enhances patient data privacy by decentralizing data processing, it faces challenges related to maintaining data integrity across multiple nodes.

**II.C.3. Patient Re-Identification & Membership Inference Attacks.** Patient data are essential for developing FM models in biomedicine, but robust methods are needed to protect patient confidentiality. The first crucial step to address privacy concerns involves anonymization or removal of patient identifiable information. The Department of Health and Human Services has specified the 18 types of protected health information to be removed from patient data in order to comply with the Health Insurance Portability and Accountability Act (HIPAA) [91]. In addition, rule based and machine learning based systems have been developed to de-identify/anonymize health data, including novel methods based on the self-attention mechanism [92,93,108]. However, de-identification strategies are proving to be insufficient in protecting patient records in the face of algorithms that have successfully reidentified such data [109,110]. Narayanan et. al. showed that de-anonymization attacks can be highly effective even when the adversary's background knowledge is imprecise and the data has been perturbed prior to release, meaning an adversary with minimal knowledge about an individual can identify this individual's record in a dataset [111]. This introduces us to a similar concept known as membership inference attacks (MIA), which is aimed at discovering whether a specific individual's data was used in the training set of a model. Sarkar et. al. demonstrated that de-identification of clinical notes for training language models was not sufficient to protect against MIAs [112]. Therefore, MIAs pose significant risks in exposing personal information of individuals whose data contributed to a model and strategies to mitigate this risk must be implemented. The general principle of MIA involves analyzing model responses to particular inputs to infer training data membership, revealing a model's privacy vulnerabilities in addition to its potential overfitting or insufficient generalization [96,113–115]. Since MIA and protection against it has largely been studied on simple classification models, Ko et. al. studied MIA strategies on multi-modal FMs trained on imaging and text data (CLIP). In their exploration of well-established MIA defense strategies for simple models applied to a multi-modal model, there were two important findings: a) L2 regularization, a strategy to penalize the weights of the model to encourage smaller or sparser

coefficients, moderately protects against privacy attacks by reducing model sensitivity to variations in input data, however, this comes at a cost to the model's utility; b) Data augmentation, a technique that artificially applies various transformations to the data to increase its size and entropy (e.g. rotating or scaling an image), enhanced protection of the model against MIA (the AUC score for the weakly supervised attack went from 0.7754 to 0.7533) and improved the models generalizability (zero-shot performance improved by 1.2%) [94]. These findings support the idea that defense mechanisms which curb model overfitting also reduce the model's susceptibility to MIA [95]. However, this privacy protection must be balanced against a potential utility penalty for the model [116]. Zhang et al. assessed the vulnerabilities of models trained on synthetic health data to MIA [117]. They studied MIA attacks on two types of synthetic data: a) Full synthesis, which involves learning a generative model that mimics the real data distribution from which synthetic data are sampled while severing direct links to real individuals; and b) Partial synthesis, which employs a transformation function that perturbs features of real records to generate synthetic counterparts, but maintaining some connection to the original data. The findings suggest that partial synthesis is more susceptible to membership inference attacks compared to full synthesis, indicating that the method chosen for synthetic data generation greatly affects data privacy. Consequently, a full synthesis approach seems to be the optimal choice when training models on synthetic data. As previously discussed, synthetic data quality can be undermined by inaccuracies, noise, over-smoothing, and inconsistencies relative to real-world data so it's crucial to ensure rigorous quality control measures when generating and using synthetic data [15].

Song and Mittal introduced a privacy risk score that was shown to align closely with the actual probability of a sample being from the training set; this is crucial for identifying which data points might be particularly vulnerable to MIA [97]. In a nutshell, the privacy risk score measures the likelihood that an input sample is part of the training dataset based on the observed behavior of the target machine learning model. This likelihood is defined by the posterior probability that a sample belongs to the training set given the observed outputs from the target model. However, the reliance on posterior probability can render the method sensitive to the model's complexity and training dynamics, potentially diminishing its reliability in more intricate or less interpretable models. Despite these limitations, the privacy risk score remains a valuable tool, guiding decisions on model deployment in clinical settings and informing the development of stronger privacy preservation strategies before deployment.

**II.C.4. Memorization of Patient Data.** The distribution of real-world data tends to be "long-tailed," where a few categories contain most of the data, while a large number of categories have only a few samples [118,119]. Large AI models are often overparameterized, and while overparameterization helps in covering the "long tail" of rare events or atypical instances, it also brings significant challenges, namely: a) As models grow in size, they become computationally expensive to train, harder to optimize, and more prone to overfitting in certain contexts despite their generalization capabilities in others; b) Reducing the size of these models to mitigate security risks often results in a substantial drop in performance; and c) Larger models, due to their complexity and the sheer amount of data they memorize, are susceptible to unique security vulnerabilities, including potential for data leaks or being manipulated to generate misleading outputs [99,100]. For example, an FM trained on clinical data might memorize specific details about patients with a rare disease, increasing the risk that adversarial attacks could compel the model to reveal sensitive data, despite precautions taken during model alignment [8]. Carlini et al. highlight the relativity of memorization by introducing the "Onion Effect", where removing the most vulnerable outlier points reveals a new layer of data previously considered safe, now susceptible to privacy attacks [120]. [101]. Similarly, Hassan Dar et al. explored memorization in latent diffusion models used for creating synthetic medical images from CT, MR, and X-ray datasets and found high levels of memorization across all datasets [98]. They observed that implementing data augmentation strategies can decrease the extent of memorization. Consequently, data augmentation appears to be an effective strategy for reducing memorization, as discussed in the previous section, and for enhancing protection against MIA. However, it's essential to fine-tune the data augmentation techniques to ensure that it does not compromise the performance of the model.

De-duplication of training data involves identifying and removing duplicate entries from a dataset. This task is particularly labor-intensive given the vast size of training datasets, which often span hundreds of gigabytes,

rendering perfect deduplication impractical. Moreover, accurately matching patient records can present challenges due to inconsistencies in data entry and variations in patient information. While generally reliable, there is a risk of losing important data during the deduplication process. Despite these limitations, deduplication remains a crucial strategy for managing patient datasets since duplicate records can lead to breaches of patient privacy as a result of data memorization. In fact, Carlini et al., in another paper on quantifying memorization in language models, demonstrated that sequences repeated fewer than 35 times see a statistically significant reduction in memorization from 3.6% to 1.2% with deduplication [101]. As a bonus, deduplication efforts also enable better model evaluation by diminishing train-test overlap and decreasing the number of training steps required to achieve the same or enhanced accuracy [101]. A few methods for de-duplication of patient records include: a) Exact substring duplication - when two examples share a sufficiently long substring, one is removed [102]; b) Suffix array - removal of duplicate substrings from the dataset if they occur verbatim in more than one example [121]; and c) MinHash - an algorithm for estimating the n-gram similarity between all pairs of examples in a corpus and removing data with high n-gram overlap [122]. Deduplication of patient data requires a method for record linkage since directly comparing personal information across systems to identify duplicates violates privacy regulations and is not feasible with de-identified data [103]. Privacy protecting linkage approaches of clinical data records first require the creation of secure and anonymous patient identifiers. Some approaches include: a) U.S. NIH Global Unique Identifier (GUID) - which generates hash codes for personal identifiable information in records; b) Mainzliste - developed in Germany, it is an open-source service for pseudonymization that generates pseudonyms unlinked to identifiable elements but allows for data matching; and c) European Patient Identity Management (EUPID) - generates context-specific pseudonyms using hashing algorithms and thus supports using different pseudonyms for the same patient in various contexts while assuring patient anonymity across the contexts [123]. These identifiers, such as the hash codes generated by GUID, can be compared to link and deduplicate patient data. In summary, de-duplicating training data, although labor-intensive, can be essential for safeguarding patient privacy and maintaining the integrity of biomedical AI systems. By leveraging diverse techniques and privacy-preserving linkage methods, we can markedly decrease data memorization and ensure patient anonymity.

### **III. AI Stewardship.**

#### **III.A. AI Governance and Regulation.**

The regulation of AI involves several key international and national bodies, each contributing uniquely to the governance landscape. To cultivate an environment where ethical AI practices such as the development of FMs flourish, governing bodies have concentrated on several key areas. First and foremost, transparency is emphasized by requiring clear and understandable AI decision-making processes. This ensures that the operations and outcomes of AI systems are accessible and comprehensible to all stakeholders. Additionally, accountability mechanisms are being established to hold AI developers and users responsible for their systems, thereby fostering trust and reliability. Concurrently, guidelines to mitigate biases and ensure fairness are being promoted and implemented, which work hand-in-hand with strict data handling practices designed to protect individual privacy. A comprehensive governance approach supported and implemented by the federal and state are essential to assure that AI development is both ethical and aligned with standardized societal values.

**III.A.1. Landscape and Integration of AI Governance and Regulation.** The European Union (EU) has been at the forefront of the AI governance initiative, implementing the General Data Protection Regulation (GDPR) in 2018, which sets stringent guidelines on data protection and privacy directly impacting AI development and deployment [124]. Building on this, the EU's Artificial Intelligence Act, first introduced in 2021, aimed to create a harmonized framework for AI regulation, focusing on high-risk applications and promoting trustworthy AI practices. It is important to note that the European Commission's High-Level Expert Group on AI (HLEG), established in 2018, also developed the Ethics Guidelines for Trustworthy AI, which emphasize the need for AI systems to be lawful, ethical, and robust [125]. Similarly, the Council of Europe's Ad Hoc Committee on Artificial Intelligence (CAHAI), formed in 2019, is working towards a comprehensive legal framework for AI, focusing on protecting human rights, democracy, and the rule of law within the AI context [126]. Regarding international governance, the United Nations (UN) has also made significant strides through UNESCO's Recommendation on the Ethics of Artificial

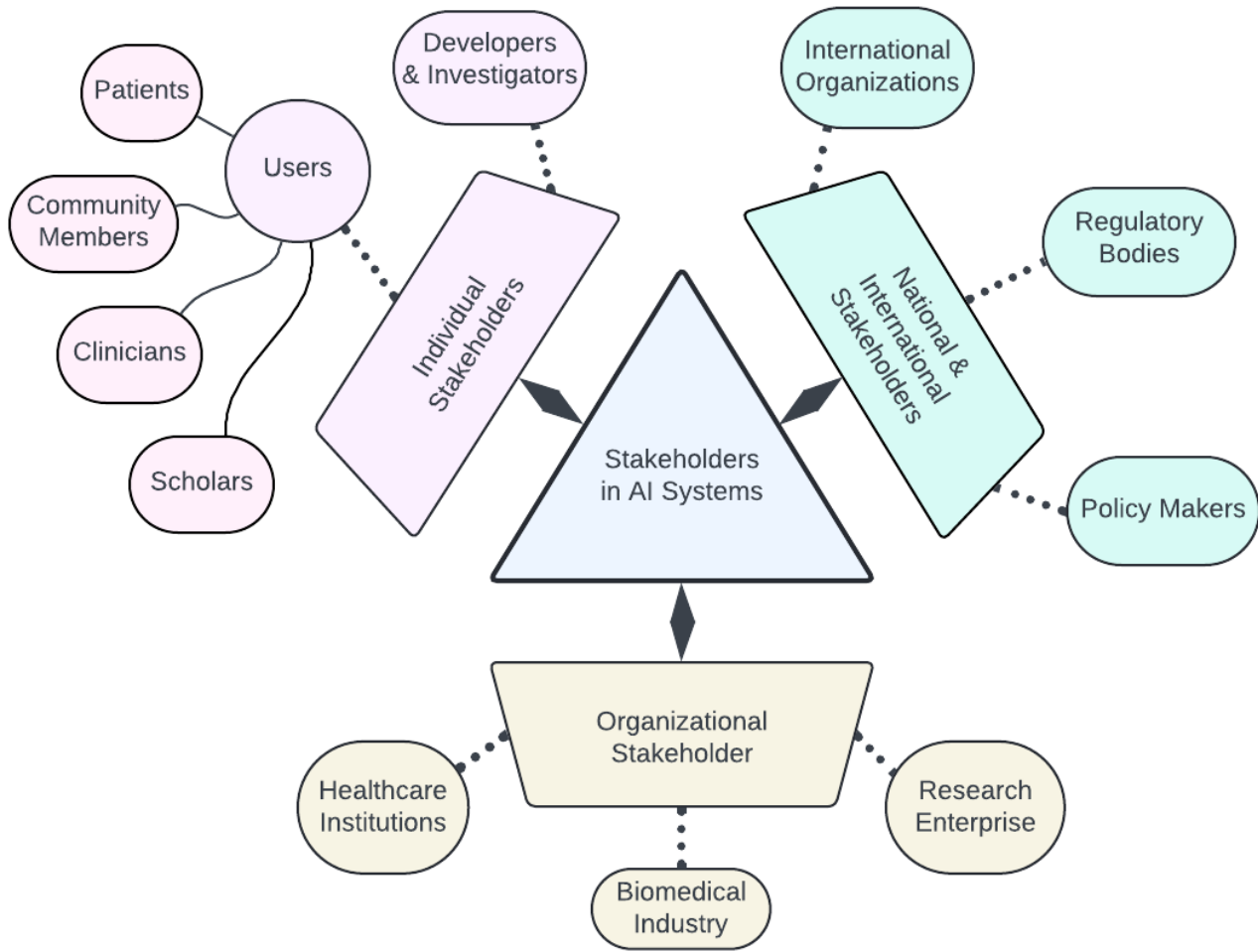
Intelligence, published in 2021 [127]. This document serves as a global standard-setting instrument addressing human rights, ethical principles, and the need for transparency and accountability in AI contexts. Moreover, the World Health Organization (WHO) has also played a distinct role in the international governance of AI. In 2021, WHO released its first global report on AI in medicine proposing six guiding principles of ethics and human rights: a) Protecting Human Autonomy, b) Promoting Human Well-Being and Safety, and the Public Interest, c) Ensuring Transparency, Explainability, and Comprehensibility, d) Fostering Responsibility and Accountability, e) Ensuring Inclusiveness and Equity, and f) Promoting Sustainable AI [128]. Expanding on these six consensus principles, the WHO published a second report in 2023 on the practical implementations of AI systems in healthcare and biomedical science [129]. Importantly, the WHO is mindful of the growing need for capacity building and collaboration among different sectors and regions, and is working to develop a global framework for the governance of AI systems for healthcare [124].

Meanwhile, in the United States (US), the Federal Trade Commission (FTC) and the National Institute of Standards and Technology (NIST) play crucial roles in AI regulation. The FTC's Guidance on AI and Algorithms, issued in 2020, emphasizes the importance of fairness, transparency, accountability, and explainability for diverse stakeholders; it warns against biases and scientifically deceptive practices [130]. Similarly, the NIST's Framework for Managing AI Risks, released in 2021, provides comprehensive guidelines to identify, assess, and manage AI-related threats, supporting the development of trustworthy and reliable AI systems [131]. Although not a direct result of the FTC's and NIST's work, both government agencies' progress with documenting ethical AI practices contributed to the broader regulatory landscape culminating in the US government; it subsequently led the US congress to enact the AI in Government Act of 2020. This act encourages federal agencies to adopt AI technologies while ensuring adherence to civil liberties, civil rights, as well as economic and national security [132].

Sharing the same vein as the aforementioned contributions to governance, the United States Executive Order on the Safe, Secure, and Trustworthy Development and Use of Artificial Intelligence outlines an up-to-date comprehensive framework to address these areas and push AI regulation via legal adherence [133]. The Executive Order (EO) is broken down into 16 clearly delineated sections, and provides a clear comprehensible and accessible outline for diverse stakeholders. As previously mentioned, many of the regulatory contributions focus on a few domains (e.g., trustworthiness, privacy and protection), but critically, the EO addresses a major gap in current frameworks as it encompasses a multifaceted call for ethical compliance within all domains of AI. Remarkably, it covers strategies to support workers in an AI-integrated economy, which has not typically been covered in other governance documentation in detail. Moreover, the EO has a detailed section defining mechanisms of implementation to support the adherence to the ethical guidelines discussed. Future regulatory bodies and contributions should follow the structure of the multifaceted framework and adapt the EO to implement their updated or more robust call for compliance. Overall, all these milestones reflect the ongoing efforts to standardize safe and effective use of AI in biomedical applications, increase research funding to address ethical, legal, and social implications, as well as engage the public in discourse about AI's role in healthcare.

Despite these collective efforts, several gaps remain in the current landscape of regulatory frameworks. A significant challenge includes the lack of global harmonization, leading to fragmented regulations that complicate compliance for international AI developers. Additionally, the rapid pace of AI advancements often outstrips the ability of regulations to keep up, necessitating more agile and adaptive regulatory mechanisms. Ethical guidelines also need to be more precisely defined and enforceable to effectively address issues such as bias and discrimination [134]. Finally, existing laws primarily focus on data protection and privacy, with insufficient attention to other ethical concerns like AI's impact on employment, environment, and implementation. While significant strides have been made, ongoing efforts are needed to address existing gaps and keep pace with technological advancements. Altogether, global harmonization, the aggregation of current ethical considerations, the development of adaptive regulatory frameworks, and the lawful reinforcement of AI guidelines will be key to achieving these goals [135,136]. It is clear the regulation and governance of AI are crucial for ensuring an ethically grounded AI ecosystem, especially in sensitive fields like biomedical AI.

**III.B. Stakeholder Engagement.** Engaging with a diverse range of stakeholders is critical for optimizing ethical and responsible outcomes to successfully develop and deploy AI systems within the biomedical field. Stakeholder engagement involves identifying and interacting with all parties who are either affected by, or can influence AI systems [137]. Stakeholders in the AI biomedical ecosystem can be broadly categorized into three levels: (1) individual stakeholders, (2) organizational stakeholders, and (3) national/international stakeholders [134].



**Figure 2 - Stakeholder Engagement.** Individual stakeholders include users, developers, researchers, and any other individuals directly interacting with or impacted by AI systems. Users encompass clinicians and other non-expert individuals who bring a real-world perspective on the responsible use of AI. Organizational stakeholders are entities such as healthcare institutions, research organizations, and companies involved in the development, deployment, and maintenance of AI systems. National and international stakeholders encompass regulatory bodies and policy makers engaged in crafting laws and regulations governing AI technologies.

Previous literature highlights a broad spectrum of stakeholders involved in the AI ecosystem, but there is minimal literature explaining the relevance of identifying stakeholders early in the AI lifecycle. Early identification allows AI system developers to discern which ethical guidelines are most pertinent to their products and services, aligning the development process with ethical standards from the outset [134]. It also helps in assessing who might be influenced by the AI systems and how recognizing individuals, groups, organizations, and even nation-states that could be affected or have the power to affect AI outcomes [134]. For example, investigators and developers are often more attuned to the technical and performance aspects of AI systems, and are likely to express concerns regarding the ethical dimensions and impacts of AI decisions and activities. In comparison,

non-expert stakeholders such as clinicians and general consumers contribute valuable insights into the real-world implications of AI systems, supporting responsible AI behavior in diverse contexts.

Early identification also helps us understand the specific concerns and needs of different stakeholders and brings forth the concept of explainable AI (see **Section II.B.2.**) —a suite of machine learning techniques that enable human users to understand, appropriately trust, and produce more explainable models [138]. Users may lack the training to fully comprehend AI systems, which may lead to potential misuse or misinterpretation. This highlights the need for AI systems to provide clear and verifiable explanations of their decisions for relevant stakeholders. For instance, clinicians are frequently concerned about privacy breaches, personal liability, and the loss of oversight in clinical decision-making. Additionally, certain demographic groups may be disproportionately affected by AI systems based on factors such as region, age, socioeconomic status, and ethnicity [19], therefore, special attention is needed to safeguard their interests. Moreover, the explanations provided to end-users might differ from those required by other stakeholders, emphasizing the importance of tailoring communication to the audience. To enhance widespread trust and accountability, AI systems must cater to the explanation needs of various stakeholders.

**III.B.1. Co-Design.** Implementing co-design principles in AI use and development encompasses actively involving stakeholders in the design process, ensuring their needs and concerns are addressed from the beginning of the AI pipeline. Co-design supports collaboration between AI developers, users, and other stakeholders, leading to more inclusive and ethically grounded AI systems [139]. By incorporating feedback from a diverse range of stakeholders, AI systems can better align with societal values and ethical standards, enhancing their acceptance and effectiveness. Co-design consists of an iterative process composed of designing, testing, and refining both hardware and software components until the system meets desired performance requirements [139]. This process bridges the gap between hardware and software design, in addition to AI deployment, which traditionally have been developed independently. Critically, co-design also supports human-in-the-loop (HITL) learning by fostering user engagement, ensuring systems are user-centric, and facilitating continuous feedback and improvement [73]. Key concepts in co-design include engaging end-users/diverse stakeholders throughout the AI development process, exposure analysis, and implementing ethical frameworks within design processes [140].

We have stated the benefits and significance of co-design, and that this approach ensures diverse perspectives are incorporated into the AI system, leading to more robust and ethically aligned outcomes. It is imperative to note that early engagement directly relates to co-design. Engaging end-users and other stakeholders throughout the design process is crucial for capturing a wide array of needs and potential impacts, thus ensuring that the AI system is designed with a comprehensive understanding of its real-world application. This engagement helps in identifying potential ethical and practical issues early on, allowing for timely adjustments and improvements before AI applications are utilized by stakeholders [141]. Another critical component to co-design includes exposure analysis, which involves analyzing the extent to which different stakeholders are exposed to various aspects of the AI system and identifying potential risks [142]. By understanding the exposure levels of different stakeholders, developers can design safeguards and features that minimize risks and enhance the system's safety and reliability. A critical component of exposure analysis includes evaluating potential contacts between hazards and receptors [143]. This involves assessing the interactions between potential hazards posed by the AI system and the stakeholders who might be affected by these hazards. By systematically evaluating these elements, developers can implement strategies to reduce stakeholder vulnerability, ensuring that the AI system is both safe and ethically sound.

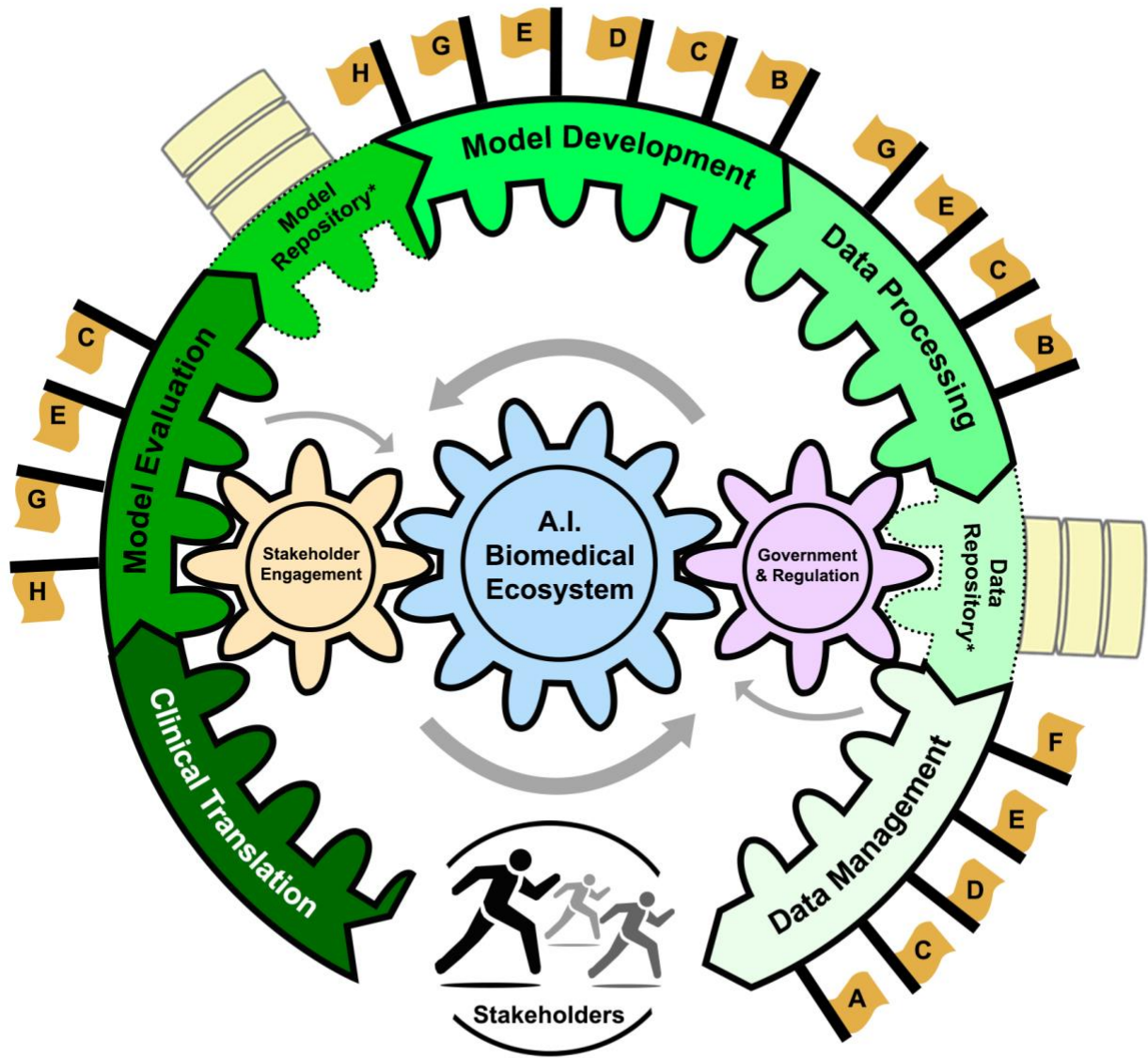
A notable framework composed of multifaceted metrics for ethical practice in co-design includes Z-inspection, coined by Zicari et al., which focuses on evaluating and auditing AI systems at multiple stages of the AI pipeline [143]. Z-inspection involves a multidisciplinary approach, where ethicists, domain experts, and diverse stakeholders collaborate to inspect and assess the AI system at various stages of its development [143]. This inspection process helps in identifying potential ethical issues early on in AI development, allowing for timely interventions and modifications to be embedded throughout the AI pipeline. Crafting and implementing frameworks such as Z-inspection supports transparency and accountability across all stakeholders throughout

AI development, and cultivates an environment where ethical standards are continuously monitored and upheld, thereby enhancing the trustworthiness and reliability of an AI system. In conclusion, the co-design approach, coupled with ethical methodologies such as Z-inspection, plays a pivotal role in developing ethically grounded biomedical AI ecosystems. By active collaboration amongst stakeholders and continuous evaluation of ethical implications, we can create AI systems that are more aligned with societal values, ultimately leading to broader acceptance and enhanced outcomes in biomedical applications.

#### **IV. Unified Perspective.**

We have extensively reviewed the ethical challenges and their relevant mitigation strategies required to minimize the negative impacts of AI. These strategies act as checkpoints throughout AI development and deployment to maintain an ethical and trustworthy AI lifecycle. Additionally, we have examined regulations and recommendations globally for the responsible use of AI, and emphasized the importance of engaging all relevant stakeholders during the development and integration processes of AI. This comprehensive approach will ensure that AI technologies meet the needs and protect the interests of all relevant stakeholders based on their specific interaction with the AI technology, fostering iterative improvement and adaptability of the entire ecosystem. Collectively, these elements form a robust *Ethical & Trustworthy Artificial Intelligence (ETAI) Biomedical Ecosystem*.





**Figure 3 - AI Lifecycle.** The figure illustrates the AI pipeline with stakeholders at the base of the reiterative cycle moving through various stages. Stakeholder engagement alongside government and regulation are depicted as gears influencing the pipeline's rotation. Key checkpoints in the pipeline, marked with letters, denote significant milestones: A (securing data); B (combating data memorization); C (mitigating adversarial attacks); D (securing cloud infrastructure); E (mitigating demographic underrepresentation); F (data transparency); G (mitigating stereotype biases); and H (model transparency, interpretability, and explainability). These checkpoints ensure the AI model system's integrity, security, and efficacy, continuously aligning with evolving societal needs, ethical standards, and legal requirements.

**IV.A.1. *AI Lifecycle and AI Pipeline in the AI Biomedical Ecosystem.*** Understanding the distinction between the AI pipeline and the AI lifecycle is foundational for building an ethical and sustainable biomedical AI ecosystem. While both concepts are integral to the advancement and maintenance of AI systems, they conceptualize the design, development, deployment, and stewardship of the AI system distinctly. The AI pipeline represents a technical assembly line, where the creation and deployment of an AI model follows a linear, step-by-step process; starting from data collection and preprocessing, moving through from co-design, model training, and validation, and culminating in deployment; the pipeline's primary goal is to deliver a functional AI system ready for clinical translation. Each component in the pipeline is clearly delineated, focusing on efficiency and precision of the output. Critically, the AI lifecycle embodies a dynamic, cyclical flow of AI system processes, emphasizing continuous iterative improvement and adaptation. Rather than a straight path to an endpoint, the lifecycle views it as an ongoing journey, where the AI model system evolves through iterative feedback and refinement from all stakeholders. This approach integrates constant input from the developer and the user at every stage—from initial development through deployment and ongoing operation—promoting systems that remain relevant, ethical, reliable, and vibrant over time. Thus, the AI pipeline ensures each model is constructed by addressing all functional steps efficiently and effectively; whereas the AI lifecycle guarantees that the model continues to comply with ethical standards and meet operational demands throughout its existence. Collectively, they form a comprehensive framework for our community and all stakeholders that support the development and maintenance of a robust and ethical biomedical AI ecosystem.

**IV.B.1. *Standardizing Bias Mitigation, Trustworthiness & Reproducibility, and Privacy & Security.*** Mitigating bias, enhancing trustworthiness and reproducibility, and ensuring privacy and security are core components of ethical AI practices that must be integrated into each phase of the AI lifecycle to create a robust biomedical AI ecosystem. As we've discussed, there are several methods to support the implementation of these ethical considerations. Briefly, addressing bias requires a multifaceted approach that goes beyond ensuring data diversity and representation. It involves implementing continuous monitoring and adjustment procedures to prevent and correct biases that may arise. This ongoing vigilance helps create AI systems that provide equitable outcomes for all users. Additionally, enhancing trustworthiness and reproducibility requires transparent methodologies and documentation, enabling AI systems to be understandable and verifiable. Trust in AI systems is built through both explainability and reproducibility. Moreover, privacy and security involves robust data protection practices, safeguarding patient information from unauthorized access and breaches throughout the AI lifecycle. Privacy should be maintained in the initial data handling, as well as throughout the system's operational life, adapting to new threats and vulnerabilities as they arise. To adapt to the rapid advancement of AI, these concerns must be addressed through standardized metrics and evaluation processes that are consistently applied across all stages of the AI lifecycle. Standardization ensures that ethical considerations are not an afterthought but are integral to the design, implementation, and operation of AI systems. This systematic AI lifecycle approach allows for the continuous improvement and adaptation of AI technologies, ensuring they remain ethical, reliable, and align with societal values. By embedding these principles into the lifecycle, we strengthen a biomedical AI ecosystem that is resilient, trustworthy, and capable of delivering significant benefits to healthcare and society.

**IV.C.1. *Call for Continuous AI Stewardship and Harmonious AI Governance in the AI Lifecycle.***

The development and deployment of AI systems in biomedicine must be accompanied by continuous AI stewardship and harmonious AI governance. Continuous engagement with diverse stakeholders, including patients, clinicians, ethicists, and policymakers, is foundational. This iterative engagement will ensure that AI systems are developed and deployed in ways that meet the needs and values of all affected parties. Transparency throughout the lifecycle should ensure that all relevant stakeholders distinctly understand the FMs' development process, the data used to train them, and the potential ethical and performance limitations that may arise. Providing ongoing training for diverse stakeholders and raising awareness about ethical AI practices is imperative to establish iterative feedback loops for the continuous monitoring and refinement of AI model systems throughout the AI lifecycle. Multidisciplinary governance frameworks that are adaptable to emerging technologies and evolving societal norms are also needed to certify that AI systems are developed and used in ways that are safe, fair, and transparent. Developers and investigators should adhere to global regulations, such

as the EO and the WHO AI Global Report, to ensure AI systems comply with legal standards for privacy, data protection, and ethical use. Harmonizing these regulations across jurisdictions can simplify compliance and promote global standards. Critically, governance organizations and policymakers should collaborate and use standardized practices to enhance policymaking processes informed by diverse perspectives and expertise. In conclusion, implementing AI stewardship and harmonious AI governance in the AI lifecycle is essential for sustaining an ethically grounded AI biomedical ecosystem. This unified perspective fosters trust and promotes innovation, ultimately improving clinical outcomes.

## AUTHOR CONTRIBUTIONS

\* B.S.S. and D.G. contributed equally.

Conceptualization, B.S.S. and D.G.; Investigation, B.S.S., D.G., and G.L.; Writing – Original Draft Preparation, B.S.S. and D.G.; Writing – Review & Editing, B.S.S., D.G., J.R., H.H., Y.Y., I.A., D.W., K.W., A.B.; Visualization, J.R., D.W.; Supervision, W.W., P.P.; Project Administration, B.S.S., D.G., W.W., P.P.

## ACKNOWLEDGEMENTS

This work was supported in-part by NIH awards, namely, U54OD036472 to Peipei Ping and to Wei Wang, U54HG012517 to Peipei Ping, and the UCLA Laubisch Endowment to Peipei Ping.

## COMPETING INTERESTS

The authors have no competing interests to declare.

## REFERENCES

1. Large Scale Machine Learning Systems Available online: <https://www.kdd.org/kdd2016/topics/view/large-scale-machine-learning-systems> (accessed on 21 July 2024).
2. Awais, M.; Naseer, M.; Khan, S.; Anwer, R.M.; Cholakkal, H.; Shah, M.; Yang, M.-H.; Khan, F.S. Foundational Models Defining a New Era in Vision: A Survey and Outlook Available online: <https://arxiv.org/abs/2307.13721v1> (accessed on 21 July 2024).
3. What Are Foundation Models? - Foundation Models in Generative AI Explained - AWS Available online: <https://aws.amazon.com/what-is/foundation-models/> (accessed on 21 July 2024).
4. Krishnan, R.; Rajpurkar, P.; Topol, E.J. Self-Supervised Learning in Medicine and Healthcare. *Nat. Biomed. Eng.* **2022**, *6*, 1346–1352, doi:10.1038/s41551-022-00914-1.
5. Yasunaga, M.; Leskovec, J.; Liang, P. LinkBERT: Pretraining Language Models with Document Links **2022**.
6. Vaid, A.; Jiang, J.; Sawant, A.; Lerakis, S.; Argulian, E.; Ahuja, Y.; Lampert, J.; Charney, A.; Greenspan, H.; Narula, J.; et al. A Foundational Vision Transformer Improves Diagnostic Performance for Electrocardiograms. *Npj Digit. Med.* **2023**, *6*, 1–8, doi:10.1038/s41746-023-00840-9.
7. Hao, M.; Gong, J.; Zeng, X.; Liu, C.; Guo, Y.; Cheng, X.; Wang, T.; Ma, J.; Zhang, X.; Song, L. Large-Scale Foundation Model on Single-Cell Transcriptomics. *Nat. Methods* **2024**, 1–11, doi:10.1038/s41592-024-02305-7.
8. Moor, M.; Banerjee, O.; Abad, Z.S.H.; Krumholz, H.M.; Leskovec, J.; Topol, E.J.; Rajpurkar, P. Foundation Models for Generalist Medical Artificial Intelligence. *Nature* **2023**, *616*, 259–265, doi:10.1038/s41586-023-05881-4.
9. Ferrara, E. Fairness and Bias in Artificial Intelligence: A Brief Survey of Sources, Impacts, and Mitigation Strategies. *Sci* **2024**, *6*, 3, doi:10.3390/sci6010003.
10. Jacobides, M.G.; Brusoni, S.; Candelon, F. The Evolutionary Dynamics of the Artificial Intelligence Ecosystem. *Strategy Sci.* **2021**, *6*, 412–435, doi:10.1287/stsc.2021.0148.
11. Yoo, S. A Study on AI Business Ecosystem. *J. Inst. Internet Broadcast. Commun.* **2020**, *20*, 21–27, doi:10.7236/JIIBC.2020.20.2.21.

12. Winter, N.R.; Cearns, M.; Clark, S.R.; Leenings, R.; Dannowski, U.; Baune, B.T.; Hahn, T. From Multivariate Methods to an AI Ecosystem. *Mol. Psychiatry* **2021**, *26*, 6116–6120, doi:10.1038/s41380-021-01116-y.
13. Penman-Aguilar, A.; Talih, M.; Huang, D.; Moonesinghe, R.; Bouye, K.; Beckles, G. Measurement of Health Disparities, Health Inequities, and Social Determinants of Health to Support the Advancement of Health Equity. *J. Public Health Manag. Pract. JPHMP* **2016**, *22*, S33–S42, doi:10.1097/PHH.0000000000000373.
14. Rajotte, J.-F.; Bergen, R.; Buckeridge, D.L.; Emam, K.E.; Ng, R.; Strome, E. Synthetic Data as an Enabler for Machine Learning Applications in Medicine. *iScience* **2022**, *25*, doi:10.1016/j.isci.2022.105331.
15. Synthetic Data in AI: Challenges, Applications, and Ethical Implications Available online: <https://arxiv.org/html/2401.01629v1> (accessed on 23 July 2024).
16. Fang, T.; Lu, N.; Niu, G.; Sugiyama, M. Rethinking Importance Weighting for Deep Learning under Distribution Shift 2020.
17. Vaidya, A.; Chen, R.J.; Williamson, D.F.K.; Song, A.H.; Jaume, G.; Yang, Y.; Hartvigsen, T.; Dyer, E.C.; Lu, M.Y.; Lipkova, J.; et al. Demographic Bias in Misdiagnosis by Computational Pathology Models. *Nat. Med.* **2024**, *30*, 1174–1190, doi:10.1038/s41591-024-02885-z.
18. Li, X.; Cui, Z.; Wu, Y.; Gu, L.; Harada, T. Estimating and Improving Fairness with Adversarial Learning 2021.
19. Yang, J.; Soltan, A.A.S.; Eyre, D.W.; Yang, Y.; Clifton, D.A. An Adversarial Training Framework for Mitigating Algorithmic Biases in Clinical Machine Learning. *Npj Digit. Med.* **2023**, *6*, 1–10, doi:10.1038/s41746-023-00805-y.
20. Kamishima, T.; Akaho, S.; Sakuma, J. Fairness-Aware Learning through Regularization Approach. In Proceedings of the 2011 IEEE 11th International Conference on Data Mining Workshops; December 2011; pp. 643–650.
21. Olfat, M.; Mintz, Y. Flexible Regularization Approaches for Fairness in Deep Learning. In Proceedings of the 2020 59th IEEE Conference on Decision and Control (CDC); December 2020; pp. 3389–3394.
22. Webster, K.; Wang, X.; Tenney, I.; Beutel, A.; Pitler, E.; Pavlick, E.; Chen, J.; Chi, E.; Petrov, S. Measuring and Reducing Gendered Correlations in Pre-Trained Models 2021.
23. Zafar, M.B.; Valera, I.; Rodriguez, M.G.; Gummadi, K.P. Fairness Beyond Disparate Treatment & Disparate Impact: Learning Classification without Disparate Mistreatment. In Proceedings of the Proceedings of the 26th International Conference on World Wide Web; April 3 2017; pp. 1171–1180.
24. Machine Learning Glossary: Fairness Available online: <https://developers.google.com/machine-learning/glossary/fairness> (accessed on 24 July 2024).
25. Gallegos, I.O.; Rossi, R.A.; Barrow, J.; Tanjim, M.M.; Kim, S.; Dernoncourt, F.; Yu, T.; Zhang, R.; Ahmed, N.K. Bias and Fairness in Large Language Models: A Survey. *Comput. Linguist.* **2024**, 1–83, doi:10.1162/coli\_a\_00524.
26. Chouldechova, A. Fair Prediction with Disparate Impact: A Study of Bias in Recidivism Prediction Instruments. *Big Data* **2017**, *5*, 153–163, doi:10.1089/big.2016.0047.
27. Li, X.; Xiong, H.; Li, X.; Wu, X.; Zhang, X.; Liu, J.; Bian, J.; Dou, D. Interpretable Deep Learning: Interpretation, Interpretability, Trustworthiness, and Beyond. *Knowl. Inf. Syst.* **2022**, *64*, 3197–3234, doi:10.1007/s10115-022-01756-8.
28. Henriques, J.; Rocha, T.; de Carvalho, P.; Silva, C.; Paredes, S. Interpretability and Explainability of Machine Learning Models: Achievements and Challenges. In Proceedings of the International Conference on Biomedical and Health Informatics 2022; Pino, E., Magjarević, R., de Carvalho, P., Eds.; Springer Nature Switzerland: Cham, 2024; pp. 81–94.
29. Lu, K.; Mardziel, P.; Wu, F.; Amancharla, P.; Datta, A. Gender Bias in Neural Natural Language Processing 2019.
30. Zhao, J.; Wang, T.; Yatskar, M.; Ordonez, V.; Chang, K.-W. Gender Bias in Coreference Resolution: Evaluation and Debiasing Methods. In Proceedings of the Proceedings of the 2018 Conference of the North American Chapter of the Association for Computational Linguistics: Human Language Technologies, Volume 2 (Short Papers); Walker, M., Ji, H., Stent, A., Eds.; Association for Computational Linguistics: New Orleans, Louisiana, June 2018; pp. 15–20.

31. Dinan, E.; Fan, A.; Williams, A.; Urbanek, J.; Kiela, D.; Weston, J. Queens Are Powerful Too: Mitigating Gender Bias in Dialogue Generation. In Proceedings of the Proceedings of the 2020 Conference on Empirical Methods in Natural Language Processing (EMNLP); Webber, B., Cohn, T., He, Y., Liu, Y., Eds.; Association for Computational Linguistics: Online, November 2020; pp. 8173–8188.
32. Bolukbasi, T.; Chang, K.-W.; Zou, J.Y.; Saligrama, V.; Kalai, A.T. Man Is to Computer Programmer as Woman Is to Homemaker? Debiasing Word Embeddings. In Proceedings of the Advances in Neural Information Processing Systems; Curran Associates, Inc., 2016; Vol. 29.
33. Cheng, P.; Hao, W.; Yuan, S.; Si, S.; Carin, L. FAIRFIL: CONTRASTIVE NEURAL DEBIASING METHOD FOR PRETRAINED TEXT ENCODERS. **2021**.
34. Ma, W.; Scheible, H.; Wang, B.; Veeramachaneni, G.; Chowdhary, P.; Sun, A.; Koulogeorge, A.; Wang, L.; Yang, D.; Vosoughi, S. Deciphering Stereotypes in Pre-Trained Language Models. In Proceedings of the Proceedings of the 2023 Conference on Empirical Methods in Natural Language Processing; Bouamor, H., Pino, J., Bali, K., Eds.; Association for Computational Linguistics: Singapore, December 2023; pp. 11328–11345.
35. Seth, A.; Hemani, M.; Agarwal, C. DeAR: Debiasing Vision-Language Models With Additive Residuals.; **2023**; pp. 6820–6829.
36. Shen, T.; Jin, R.; Huang, Y.; Liu, C.; Dong, W.; Guo, Z.; Wu, X.; Liu, Y.; Xiong, D. Large Language Model Alignment: A Survey **2023**.
37. Kaufmann, T.; Weng, P.; Bengs, V.; Hüllermeier, E. A Survey of Reinforcement Learning from Human Feedback **2024**.
38. Lee, H.; Phatale, S.; Mansoor, H.; Mesnard, T.; Ferret, J.; Lu, K.; Bishop, C.; Hall, E.; Carbune, V.; Rastogi, A.; et al. RLAIFF: Scaling Reinforcement Learning from Human Feedback with AI Feedback **2023**.
39. Rafailov, R.; Sharma, A.; Mitchell, E.; Ermon, S.; Manning, C.D.; Finn, C. Direct Preference Optimization: Your Language Model Is Secretly a Reward Model **2024**.
40. Ntoutsis, E.; Fafalios, P.; Gadiraju, U.; Iosifidis, V.; Nejdli, W.; Vidal, M.-E.; Ruggieri, S.; Turini, F.; Papadopoulos, S.; Krasanakis, E.; et al. Bias in Data-Driven Artificial Intelligence Systems—An Introductory Survey. *WIREs Data Min. Knowl. Discov.* **2020**, *10*, e1356, doi:10.1002/widm.1356.
41. National Academies of Sciences, Engineering, and Medicine; Policy and Global Affairs; Committee on Women in Science, Engineering, and Medicine; Committee on Improving the Representation of Women and Underrepresented Minorities in Clinical Trials and Research *Improving Representation in Clinical Trials and Research: Building Research Equity for Women and Underrepresented Groups*; Bibbins-Domingo, K., Helman, A., Eds.; The National Academies Collection: Reports funded by National Institutes of Health; National Academies Press (US): Washington (DC), **2022**; ISBN 978-0-309-27820-1.
42. Aldrighetti, C.M.; Niemierko, A.; Van Allen, E.; Willers, H.; Kamran, S.C. Racial and Ethnic Disparities Among Participants in Precision Oncology Clinical Studies. *JAMA Netw. Open* **2021**, *4*, e2133205, doi:10.1001/jamanetworkopen.2021.33205.
43. Yang, G.; Mishra, M.; Perera, M.A. Multi-Omics Studies in Historically Excluded Populations: The Road to Equity. *Clin. Pharmacol. Ther.* **2023**, *113*, 541–556, doi:10.1002/cpt.2818.
44. Obermeyer, Z.; Powers, B.; Vogeli, C.; Mullainathan, S. Dissecting Racial Bias in an Algorithm Used to Manage the Health of Populations. *Science* **2019**, *366*, 447–453, doi:10.1126/science.aax2342.
45. Zhang, B.H.; Lemoine, B.; Mitchell, M. Mitigating Unwanted Biases with Adversarial Learning. In Proceedings of the Proceedings of the 2018 AAAI/ACM Conference on AI, Ethics, and Society; Association for Computing Machinery: New York, NY, USA, December 27 2018; pp. 335–340.
46. Thomasian, N.M.; Eickhoff, C.; Adashi, E.Y. Advancing Health Equity with Artificial Intelligence. *J. Public Health Policy* **2021**, *42*, 602–611, doi:10.1057/s41271-021-00319-5.
47. Navigli, R.; Conia, S.; Ross, B. Biases in Large Language Models: Origins, Inventory, and Discussion. *J Data Inf. Qual.* **2023**, *15*, 10:1-10:21, doi:10.1145/3597307.
48. Park, Y.-J.; Pillai, A.; Deng, J.; Guo, E.; Gupta, M.; Paget, M.; Naugler, C. Assessing the Research Landscape and Clinical Utility of Large Language Models: A Scoping Review. *BMC Med. Inform. Decis. Mak.* **2024**, *24*, 72, doi:10.1186/s12911-024-02459-6.
49. Omiye, J.A.; Lester, J.C.; Spichak, S.; Rotemberg, V.; Daneshjou, R. Large Language Models Propagate Race-Based Medicine. *Npj Digit. Med.* **2023**, *6*, 1–4, doi:10.1038/s41746-023-00939-z.

50. Challenging Systematic Prejudices: An Investigation into Bias against Women and Girls in Large Language Models - UNESCO Digital Library Available online: <https://unesdoc.unesco.org/ark:/48223/pf0000388971> (accessed on 23 July 2024).
51. Petreski, D.; Hashim, I.C. Word Embeddings Are Biased. But Whose Bias Are They Reflecting? *AI Soc.* **2023**, *38*, 975–982, doi:10.1007/s00146-022-01443-w.
52. Hart, S. Shapley Value. In *Game Theory*; Eatwell, J., Milgate, M., Newman, P., Eds.; Palgrave Macmillan UK: London, 1989; pp. 210–216 ISBN 978-1-349-20181-5.
53. Zhou, K.; Lai, E.; Jiang, J. VLStereoSet: A Study of Stereotypical Bias in Pre-Trained Vision-Language Models. In Proceedings of the Proceedings of the 2nd Conference of the Asia-Pacific Chapter of the Association for Computational Linguistics and the 12th International Joint Conference on Natural Language Processing (Volume 1: Long Papers); He, Y., Ji, H., Li, S., Liu, Y., Chang, C.-H., Eds.; Association for Computational Linguistics: Online only, November 2022; pp. 527–538.
54. Saravanan, A.P.; Kocielnik, R.; Jiang, R.; Han, P.; Anandkumar, A. Exploring Social Bias in Downstream Applications of Text-to-Image Foundation Models 2023.
55. Hartsock, I.; Rasool, G. Vision-Language Models for Medical Report Generation and Visual Question Answering: A Review 2024.
56. Kirk, H.R.; Vidgen, B.; Röttger, P.; Hale, S.A. The Benefits, Risks and Bounds of Personalizing the Alignment of Large Language Models to Individuals. *Nat. Mach. Intell.* **2024**, *6*, 383–392, doi:10.1038/s42256-024-00820-y.
57. Sun, H. Supervised Fine-Tuning as Inverse Reinforcement Learning 2024.
58. Lee, B.W.; Cho, H.; Yoo, K.M. Instruction Tuning with Human Curriculum. In Proceedings of the Findings of the Association for Computational Linguistics: NAACL 2024; Duh, K., Gomez, H., Bethard, S., Eds.; Association for Computational Linguistics: Mexico City, Mexico, June 2024; pp. 1281–1309.
59. Chang, C.T.; Farah, H.; Gui, H.; Rezaei, S.J.; Bou-Khalil, C.; Park, Y.-J.; Swaminathan, A.; Omiye, J.A.; Kolluri, A.; Chaurasia, A.; et al. Red Teaming Large Language Models in Medicine: Real-World Insights on Model Behavior 2024, 2024.04.05.24305411.
60. Wang, H.; Xiong, W.; Xie, T.; Zhao, H.; Zhang, T. Interpretable Preferences via Multi-Objective Reward Modeling and Mixture-of-Experts 2024.
61. Bai, Y.; Kadavath, S.; Kundu, S.; Askell, A.; Kernion, J.; Jones, A.; Chen, A.; Goldie, A.; Mirhoseini, A.; McKinnon, C.; et al. Constitutional AI: Harmlessness from AI Feedback 2022.
62. Wilkinson, M.D.; Dumontier, M.; Aalbersberg, I.J.; Appleton, G.; Axton, M.; Baak, A.; Blomberg, N.; Boiten, J.-W.; da Silva Santos, L.B.; Bourne, P.E.; et al. The FAIR Guiding Principles for Scientific Data Management and Stewardship. *Sci. Data* **2016**, *3*, 160018, doi:10.1038/sdata.2016.18.
63. Jagodnik, K.M.; Koplev, S.; Jenkins, S.L.; Ohno-Machado, L.; Paten, B.; Schurer, S.C.; Dumontier, M.; Verborgh, R.; Bui, A.; Ping, P.; et al. Developing a Framework for Digital Objects in the Big Data to Knowledge (BD2K) Commons: Report from the Commons Framework Pilots Workshop. *J. Biomed. Inform.* **2017**, *71*, 49–57, doi:10.1016/j.jbi.2017.05.006.
64. Hermjakob, H.; Kleemola, M.; Moilanen, K.; Tuominen, M.; Sansone, S.-A.; Lister, A.; David, R.; Panagiotopoulou, M.; Ohmann, C.; Belien, J.; et al. *BY-COVID D3.2: Implementation of Cloud-Based, High Performance, Scalable Indexing System.*; 2022;
65. Longpre, S.; Mahari, R.; Obeng-Marnu, N.; Brannon, W.; South, T.; Gero, K.; Pentland, S.; Kabbara, J. Data Authenticity, Consent, & Provenance for AI Are All Broken: What Will It Take to Fix Them? 2024.
66. Frasca, M.; La Torre, D.; Pravettoni, G.; Cutica, I. Explainable and Interpretable Artificial Intelligence in Medicine: A Systematic Bibliometric Review. *Discov. Artif. Intell.* **2024**, *4*, 15, doi:10.1007/s44163-024-00114-7.
67. Gosiewska, A.; Kozak, A.; Biecek, P. Simpler Is Better: Lifting Interpretability-Performance Trade-off via Automated Feature Engineering. *Decis. Support Syst.* **2021**, *150*, 113556, doi:10.1016/j.dss.2021.113556.
68. Sevillano-García, I.; Luengo, J.; Herrera, F. SHIELD: A Regularization Technique for eXplainable Artificial Intelligence 2024.
69. Ivanovs, M.; Kadikis, R.; Ozols, K. Perturbation-Based Methods for Explaining Deep Neural Networks: A Survey. *Pattern Recognit. Lett.* **2021**, *150*, 228–234, doi:10.1016/j.patrec.2021.06.030.
70. Lee, S.-I.; Topol, E.J. The Clinical Potential of Counterfactual AI Models. *The Lancet* **2024**, *403*, 717,

doi:10.1016/S0140-6736(24)00313-1.

71. Gupta, A.; Sabirsh, A.; Wählby, C.; Sintorn, I.-M. SimSearch: A Human-in-The-Loop Learning Framework for Fast Detection of Regions of Interest in Microscopy Images. *IEEE J. Biomed. Health Inform.* **2022**, *26*, 4079–4089, doi:10.1109/JBHI.2022.3177602.
72. Holzinger, A. Interactive Machine Learning for Health Informatics: When Do We Need the Human-in-the-Loop? *Brain Inform.* **2016**, *3*, 119–131, doi:10.1007/s40708-016-0042-6.
73. Wu, X.; Xiao, L.; Sun, Y.; Zhang, J.; Ma, T.; He, L. A Survey of Human-in-the-Loop for Machine Learning. *Future Gener. Comput. Syst.* **2022**, *135*, 364–381, doi:10.1016/j.future.2022.05.014.
74. Jobin, A.; Ienca, M.; Vayena, E. The Global Landscape of AI Ethics Guidelines. *Nat. Mach. Intell.* **2019**, *1*, 389–399, doi:10.1038/s42256-019-0088-2.
75. Felzmann, H.; Fosch-Villaronga, E.; Lutz, C.; Tamò-Larrieux, A. Towards Transparency by Design for Artificial Intelligence. *Sci. Eng. Ethics* **2020**, *26*, 3333–3361, doi:10.1007/s11948-020-00276-4.
76. Balasubramaniam, N.; Kauppinen, M.; Hiekkänen, K.; Kujala, S. Transparency and Explainability of AI Systems: Ethical Guidelines in Practice. In Proceedings of the Requirements Engineering: Foundation for Software Quality; Gervasi, V., Vogelsang, A., Eds.; Springer International Publishing: Cham, 2022; pp. 3–18.
77. Bommasani, R.; Klyman, K.; Longpre, S.; Xiong, B.; Kapoor, S.; Maslej, N.; Narayanan, A.; Liang, P. Foundation Model Transparency Reports 2024.
78. Interpretability versus Explainability - Model Explainability with AWS Artificial Intelligence and Machine Learning Solutions Available online: <https://docs.aws.amazon.com/whitepapers/latest/model-explainability-aws-ai-ml/interpretability-versus-explainability.html> (accessed on 24 July 2024).
79. Gundersen, O.E.; Kjensmo, S. State of the Art: Reproducibility in Artificial Intelligence. *Proc. AAAI Conf. Artif. Intell.* **2018**, *32*, doi:10.1609/aaai.v32i1.11503.
80. Mohamed, A.K.Y.S.; Auer, D.; Hofer, D.; Küng, J. A Systematic Literature Review for Authorization and Access Control: Definitions, Strategies and Models. *Int. J. Web Inf. Syst.* **2022**, *18*, 156–180, doi:10.1108/IJWIS-04-2022-0077.
81. Kotsenas, A.L.; Balthazar, P.; Andrews, D.; Geis, J.R.; Cook, T.S. Rethinking Patient Consent in the Era of Artificial Intelligence and Big Data. *J. Am. Coll. Radiol.* **2021**, *18*, 180–184, doi:10.1016/j.jacr.2020.09.022.
82. Murdoch, B. Privacy and Artificial Intelligence: Challenges for Protecting Health Information in a New Era. *BMC Med. Ethics* **2021**, *22*, 122, doi:10.1186/s12910-021-00687-3.
83. Pan, B.; Stakhanova, N.; Ray, S. Data Provenance in Security and Privacy. *ACM Comput Surv* **2023**, *55*, 323:1-323:35, doi:10.1145/3593294.
84. Mani, V.; Manickam, P.; Alotaibi, Y.; Alghamdi, S.; Khalaf, O.I. Hyperledger Healthchain: Patient-Centric IPFS-Based Storage of Health Records. *Electronics* **2021**, *10*, 3003, doi:10.3390/electronics10233003.
85. Acar, A.; Aksu, H.; Uluagac, A.S.; Conti, M. A Survey on Homomorphic Encryption Schemes: Theory and Implementation. *ACM Comput Surv* **2018**, *51*, 79:1-79:35, doi:10.1145/3214303.
86. Ko, S.; Jeon, K.; Morales, R. The Hybrex Model for Confidentiality and Privacy in Cloud Computing.; June 14 2011; pp. 8–8.
87. Ghadi, Y.Y.; Shah, S.F.A.; Mazhar, T.; Shahzad, T.; Ouahada, K.; Hamam, H. Enhancing Patient Healthcare with Mobile Edge Computing and 5G: Challenges and Solutions for Secure Online Health Tools. *J. Cloud Comput.* **2024**, *13*, 93, doi:10.1186/s13677-024-00654-4.
88. Raith, P.; Nastic, S.; Dustdar, S. Serverless Edge Computing—Where We Are and What Lies Ahead. *IEEE Internet Comput.* **2023**, *27*, 50–64, doi:10.1109/MIC.2023.3260939.
89. Characterizing Browser-Based Medical Imaging AI with Serverless Edge Computing: Towards Addressing Clinical Data Security Constraints. Available online: <https://edrn.nci.nih.gov/data-and-resources/publications/37063644-3301-characterizing-browser-based-medical-imaging-ai-with-serverless-edge-computing-towards-addressing-clinical-data-security-constraints/> (accessed on 27 July 2024).
90. Sadilek, A.; Liu, L.; Nguyen, D.; Kamruzzaman, M.; Serghiou, S.; Rader, B.; Ingerman, A.; Mellem, S.; Kairouz, P.; Nsoesie, E.O.; et al. Privacy-First Health Research with Federated Learning. *Npj Digit. Med.* **2021**, *4*, 132, doi:10.1038/s41746-021-00489-2.
91. Rights (OCR), O. for C. Guidance Regarding Methods for De-Identification of Protected Health Information in Accordance with the Health Insurance Portability and Accountability Act (HIPAA) Privacy Rule Available



online: <https://www.hhs.gov/hipaa/for-professionals/privacy/special-topics/de-identification/index.html> (accessed on 27 July 2024).

92. Deroncourt, F.; Lee, J.Y.; Uzuner, O.; Szolovits, P. De-Identification of Patient Notes with Recurrent Neural Networks. *J. Am. Med. Inform. Assoc.* **2017**, *24*, 596–606, doi:10.1093/jamia/ocw156.
93. Ahmed, T.; Aziz, M.M.A.; Mohammed, N. De-Identification of Electronic Health Record Using Neural Network. *Sci. Rep.* **2020**, *10*, 18600, doi:10.1038/s41598-020-75544-1.
94. Ko, M.; Jin, M.; Wang, C.; Jia, R. Practical Membership Inference Attacks Against Large-Scale Multi-Modal Models: A Pilot Study. In Proceedings of the 2023 IEEE/CVF International Conference on Computer Vision (ICCV); IEEE: Paris, France, October 1 2023; pp. 4848–4858.
95. Ben Hamida, S.; Mrabet, H.; Chaieb, F.; Jemai, A. Assessment of Data Augmentation, Dropout with L2 Regularization and Differential Privacy against Membership Inference Attacks. *Multimed. Tools Appl.* **2024**, *83*, 44455–44484, doi:10.1007/s11042-023-17394-3.
96. Hu, H.; Salcic, Z.; Sun, L.; Dobbie, G.; Yu, P.S.; Zhang, X. Membership Inference Attacks on Machine Learning: A Survey 2022.
97. Song, L.; Mittal, P. Systematic Evaluation of Privacy Risks of Machine Learning Models.; 2021; pp. 2615–2632.
98. Dar, S.U.H.; Seyfarth, M.; Kahmann, J.; Ayx, I.; Papavassiliu, T.; Schoenberg, S.O.; Frey, N.; Baeßler, B.; Foersch, S.; Truhn, D.; et al. Unconditional Latent Diffusion Models Memorize Patient Imaging Data: Implications for Openly Sharing Synthetic Data 2024.
99. El-Mhamdi, E.-M.; Farhadkhani, S.; Guerraoui, R.; Gupta, N.; Hoang, L.-N.; Pinot, R.; Rouault, S.; Stephan, J. On the Impossible Safety of Large AI Models 2023.
100. Feldman, V. Does Learning Require Memorization? A Short Tale about a Long Tail. In Proceedings of the Proceedings of the 52nd Annual ACM SIGACT Symposium on Theory of Computing; Association for Computing Machinery: New York, NY, USA, June 22 2020; pp. 954–959.
101. Carlini, N.; Ippolito, D.; Jagielski, M.; Lee, K.; Tramer, F.; Zhang, C. Quantifying Memorization Across Neural Language Models 2023.
102. Lee, K.; Ippolito, D.; Nystrom, A.; Zhang, C.; Eck, D.; Callison-Burch, C.; Carlini, N. Deduplicating Training Data Makes Language Models Better 2022.
103. König, K.; Pechmann, A.; Thiele, S.; Walter, M.C.; Schorling, D.; Tassoni, A.; Lochmüller, H.; Müller-Reible, C.; Kirschner, J. De-Duplicating Patient Records from Three Independent Data Sources Reveals the Incidence of Rare Neuromuscular Disorders in Germany. *Orphanet J. Rare Dis.* **2019**, *14*, 152, doi:10.1186/s13023-019-1125-2.
104. Aponte-Novoa, F.A.; Orozco, A.L.S.; Villanueva-Polanco, R.; Wightman, P. The 51% Attack on Blockchains: A Mining Behavior Study. *IEEE Access* **2021**, *9*, 140549–140564, doi:10.1109/ACCESS.2021.3119291.
105. Carvalho, G.; Cabral, B.; Pereira, V.; Bernardino, J. Edge Computing: Current Trends, Research Challenges and Future Directions. *Computing* **2021**, *103*, 993–1023, doi:10.1007/s00607-020-00896-5.
106. Humayun, M.; Alsirhani, A.; Alserhani, F.; Shaheen, M.; Alwakid, G. Transformative Synergy: SSEHCET—Bridging Mobile Edge Computing and AI for Enhanced eHealth Security and Efficiency. *J. Cloud Comput.* **2024**, *13*, 37, doi:10.1186/s13677-024-00602-2.
107. Meng, L.; Li, D. Novel Edge Computing-Based Privacy-Preserving Approach for Smart Healthcare Systems in the Internet of Medical Things. *J. Grid Comput.* **2023**, *21*, 66, doi:10.1007/s10723-023-09695-6.
108. Neamatullah, I.; Douglass, M.M.; Lehman, L.H.; Reisner, A.; Villarroel, M.; Long, W.J.; Szolovits, P.; Moody, G.B.; Mark, R.G.; Clifford, G.D. Automated De-Identification of Free-Text Medical Records. *BMC Med. Inform. Decis. Mak.* **2008**, *8*, 32, doi:10.1186/1472-6947-8-32.
109. Sucholutsky, I.; Griffiths, T.L. Alignment with Human Representations Supports Robust Few-Shot Learning 2023.
110. Packhäuser, K.; Gündel, S.; Münster, N.; Syben, C.; Christlein, V.; Maier, A. Deep Learning-Based Patient Re-Identification Is Able to Exploit the Biometric Nature of Medical Chest X-Ray Data. *Sci. Rep.* **2022**, *12*, 14851, doi:10.1038/s41598-022-19045-3.
111. Narayanan, A.; Shmatikov, V. Robust De-Anonymization of Large Sparse Datasets. In Proceedings of



- the 2008 IEEE Symposium on Security and Privacy (sp 2008); May 2008; pp. 111–125.
112. Johnson, A.; Pollard, T.; Mark, R. MIMIC-III Clinical Database 2015.
  113. Nasr, M.; Song, S.; Thakurta, A.; Papernot, N.; Carlini, N. Adversary Instantiation: Lower Bounds for Differentially Private Machine Learning 2021.
  114. Song, C.; Shmatikov, V. Auditing Data Provenance in Text-Generation Models 2019.
  115. Xu, T.; Liu, C.; Zhang, K.; Zhang, J. Membership Inference Attacks Against Medical Databases. In Proceedings of the Neural Information Processing; Luo, B., Cheng, L., Wu, Z.-G., Li, H., Li, C., Eds.; Springer Nature: Singapore, 2024; pp. 15–25.
  116. Kaya, Y.; Dumitras, T. When Does Data Augmentation Help With Membership Inference Attacks? In Proceedings of the Proceedings of the 38th International Conference on Machine Learning; PMLR, July 1 2021; pp. 5345–5355.
  117. Zhang, Z.; Yan, C.; Malin, B.A. Membership Inference Attacks against Synthetic Health Data. *J. Biomed. Inform.* **2022**, *125*, 103977, doi:10.1016/j.jbi.2021.103977.
  118. Liu, Z.; Miao, Z.; Zhan, X.; Wang, J.; Gong, B.; Yu, S.X. Large-Scale Long-Tailed Recognition in an Open World.; 2019; pp. 2537–2546.
  119. Wu, T.; Liu, Z.; Huang, Q.; Wang, Y.; Lin, D. Adversarial Robustness Under Long-Tailed Distribution.; 2021; pp. 8659–8668.
  120. Carlini, N.; Jagielski, M.; Zhang, C.; Papernot, N.; Terzis, A.; Tramer, F. The Privacy Onion Effect: Memorization Is Relative 2022.
  121. Manber, U.; Myers, G. Suffix Arrays: A New Method for On-Line String Searches. *SIAM J. Comput.* **1993**, *22*, 935–948, doi:10.1137/0222058.
  122. Broder, A.Z. On the Resemblance and Containment of Documents. In Proceedings of the Proceedings. Compression and Complexity of SEQUENCES 1997 (Cat. No.97TB100171); June 1997; pp. 21–29.
  123. Baker, D.B.; Knoppers, B.M.; Phillips, M.; van Enckevort, D.; Kaufmann, P.; Lochmuller, H.; Taruscio, D. Privacy-Preserving Linkage of Genomic and Clinical Data Sets. *IEEE/ACM Trans. Comput. Biol. Bioinform.* **2019**, *16*, 1342–1348, doi:10.1109/TCBB.2018.2855125.
  124. Boudierhem, R. Shaping the Future of AI in Healthcare through Ethics and Governance. *Humanit. Soc. Sci. Commun.* **2024**, *11*, 1–12, doi:10.1057/s41599-024-02894-w.
  125. High-Level Expert Group on Artificial Intelligence | Shaping Europe’s Digital Future Available online: <https://digital-strategy.ec.europa.eu/en/policies/expert-group-ai> (accessed on 28 July 2024).
  126. CAHAI - Ad Hoc Committee on Artificial Intelligence - Artificial Intelligence - Www.Coe.Int Available online: <https://www.coe.int/en/web/artificial-intelligence/cahai> (accessed on 28 July 2024).
  127. Ethics of Artificial Intelligence | UNESCO Available online: <https://www.unesco.org/en/artificial-intelligence/recommendation-ethics> (accessed on 28 July 2024).
  128. Ethics and Governance of Artificial Intelligence for Health Available online: <https://www.who.int/publications/i/item/9789240029200> (accessed on 28 July 2024).
  129. Organization, W.H. *Regulatory Considerations on Artificial Intelligence for Health*; World Health Organization, 2023; ISBN 978-92-4-007887-1.
  130. Using Artificial Intelligence and Algorithms Available online: <https://www.ftc.gov/business-guidance/blog/2020/04/using-artificial-intelligence-algorithms> (accessed on 29 July 2024).
  131. Tabassi, E. *Artificial Intelligence Risk Management Framework (AI RMF 1.0)*; National Institute of Standards and Technology (U.S.): Gaithersburg, MD, 2023; p. NIST AI 100-1;
  132. Rep. McNerney, J. [D-C.-9 H.R.2575 - 116th Congress (2019-2020): AI in Government Act of 2020 Available online: <https://www.congress.gov/bill/116th-congress/house-bill/2575> (accessed on 29 July 2024).
  133. House, T.W. Executive Order on the Safe, Secure, and Trustworthy Development and Use of Artificial Intelligence Available online: <https://www.whitehouse.gov/briefing-room/presidential-actions/2023/10/30/executive-order-on-the-safe-secure-and-trustworthy-development-and-use-of-artificial-intelligence/> (accessed on 24 July 2024).
  134. Deshpande, A.; Sharp, H. Responsible AI Systems: Who Are the Stakeholders? In Proceedings of the Proceedings of the 2022 AAAI/ACM Conference on AI, Ethics, and Society; Association for Computing Machinery: New York, NY, USA, July 27 2022; pp. 227–236.

135. Whittaker, R.; Dobson, R.; Jin, C.K.; Style, R.; Jayathissa, P.; Hiini, K.; Ross, K.; Kawamura, K.; Muir, P. An Example of Governance for AI in Health Services from Aotearoa New Zealand. *Npj Digit. Med.* **2023**, *6*, 1–7, doi:10.1038/s41746-023-00882-z.
136. PCAST Releases Report on Supercharging Research: Harnessing Artificial Intelligence to Meet Global Challenges | PCAST Available online: <https://www.whitehouse.gov/pcast/briefing-room/2024/04/29/pcast-releases-report-on-supercharging-research-harnessing-artificial-intelligence-to-meet-global-challenges/> (accessed on 29 July 2024).
137. Scott, I.A.; Carter, S.M.; Coiera, E. Exploring Stakeholder Attitudes towards AI in Clinical Practice. *BMJ Health Care Inform.* **2021**, *28*, e100450, doi:10.1136/bmjhci-2021-100450.
138. Dwivedi, R.; Dave, D.; Naik, H.; Singhal, S.; Omer, R.; Patel, P.; Qian, B.; Wen, Z.; Shah, T.; Morgan, G.; et al. Explainable AI (XAI): Core Ideas, Techniques, and Solutions. *ACM Comput Surv* **2023**, *55*, 194:1-194:33, doi:10.1145/3561048.
139. Li, L. How to Co-Design Software/Hardware Architecture for AI/ML in a New Era? Available online: <https://towardsdatascience.com/how-to-co-design-software-hardware-architecture-for-ai-ml-in-a-new-era-b296f2842fe2> (accessed on 29 July 2024).
140. Co-Design and Ethical Artificial Intelligence for Health: An Agenda for Critical Research and Practice - Joseph Donia, James A. Shaw, 2021 Available online: <https://journals.sagepub.com/doi/full/10.1177/20539517211065248> (accessed on 29 July 2024).
141. Olczak, J.; Pavlopoulos, J.; Prijs, J.; Ijpm, F.F.A.; Doornberg, J.N.; Lundström, C.; Hedlund, J.; Gordon, M. Presenting Artificial Intelligence, Deep Learning, and Machine Learning Studies to Clinicians and Healthcare Stakeholders: An Introductory Reference with a Guideline and a Clinical AI Research (CAIR) Checklist Proposal. *Acta Orthop.* **2021**, *92*, 513–525, doi:10.1080/17453674.2021.1918389.
142. Zicari, R.V.; Ahmed, S.; Amann, J.; Braun, S.A.; Brodersen, J.; Bruneault, F.; Brusseau, J.; Campano, E.; Coffee, M.; Dengel, A.; et al. Co-Design of a Trustworthy AI System in Healthcare: Deep Learning Based Skin Lesion Classifier. *Front. Hum. Dyn.* **2021**, *3*, doi:10.3389/fhumd.2021.688152.
143. Zicari, R.V.; Brodersen, J.; Brusseau, J.; Düdder, B.; Eichhorn, T.; Ivanov, T.; Kararigas, G.; Kringen, P.; McCullough, M.; Möslin, F.; et al. Z-Inspection®: A Process to Assess Trustworthy AI. *IEEE Trans. Technol. Soc.* **2021**, *2*, 83–97, doi:10.1109/TTS.2021.3066209.