

Condensation and Synchronization in Aligning Chiral Active Matter

Yujia Wang,¹ Bruno Ventéjou,² Hugues Chaté,^{2,3,4} and Xia-qing Shi¹

¹Center for Soft Condensed Matter Physics and Interdisciplinary Research, Soochow University, Suzhou 215006, China

²Service de Physique de l'Etat Condensé, CEA, CNRS Université Paris-Saclay, CEA-Saclay, 91191 Gif-sur-Yvette, France

³Computational Science Research Center, Beijing 100193, China

⁴Sorbonne Université, CNRS, Laboratoire de Physique Théorique de la Matière Condensée, 75005 Paris, France

(Dated: July 2, 2024)

We show that spontaneous density segregation in dense systems of aligning circle swimmers is a condensation phenomenon at odds with the phase separation scenarios usually observed in two-dimensional active matter. The condensates, which take the form of vortices or rotating polar packets, can absorb a finite fraction of the particles in the system, and keep a finite or slowly growing size as their mass increases. Our results are obtained both at particle and continuous levels. We consider both ferromagnetic and nematic alignment, and both identical and disordered chiralities. Condensation implies synchronization, even though our systems are in 2D and bear strictly local interactions. We propose a phenomenological theory based on observed mechanisms that accounts qualitatively for our results.

Spontaneous segregation of active matter into dense and sparse domains is ubiquitous. In system with local interactions, it is usually well described as phase separation, and occurs not only in scalar active matter (“motility-induced phase separation” [1]), but also in vectorial, aligning systems. This is in particular the generic situation for the simple but important case of self-propelled particles locally aligning their velocities against some noise [2]. In such dry aligning active matter, the order-disorder transition is not direct, and the homogeneous orientationally-ordered liquid is generically separated from disorder by a coexistence phase in which dense ordered regions evolve in a remaining vapor.

Like in equilibrium, a key feature of phase separation in active matter is that the dense phase occupies a finite fraction of the system’s volume, either as a single domain or in the form of quantized micro-phases, i.e. dense objects with a finite typical size [3].

Chiral active matter [4], currently under intense scrutiny, seems to be no exception. Whether made of spinning particles or circle swimmers, collective regimes reminiscent of such macro- and micro-phase separation have been reported in two dimensions (2D) [5–23].

In this Letter, we show that, when made of pointwise chiral circle swimmers, 2D dry aligning active matter does *not* follow the usual phase separation scenario. The dense and ordered localized structures that emerge, which take the form of vortices or rotating polar packets, are not microphases with a typical size. Rather, they are condensates: a single of these objects can absorb a finite fraction of the particles in the system, and keep a finite or slowly growing size as its mass increases. Our results are obtained both at particle level and in continuous kinetic or hydrodynamic theories derived from microscopic models. We consider the two main types of alignment, ferromagnetic and nematic, and both identical and disordered chiralities, and find condensation in most cases. With nematic alignment, however, we ex-

pect a (huge) upper limit to the size of condensates. For polar packets, which have macroscopic order along a globally rotating axis, condensation implies phase synchronization of the particles involved. For vortices, one has only frequency synchronization. This occurs even with chirality disorder, and constitutes a rare case of synchronization in 2D systems with only local interactions. We then show that condensation is ultimately rooted in local-order-dependent effective diffusivity and attraction by showing that a phenomenological theory based on these mechanisms accounts qualitatively for our observations. All information regarding the numerical methods

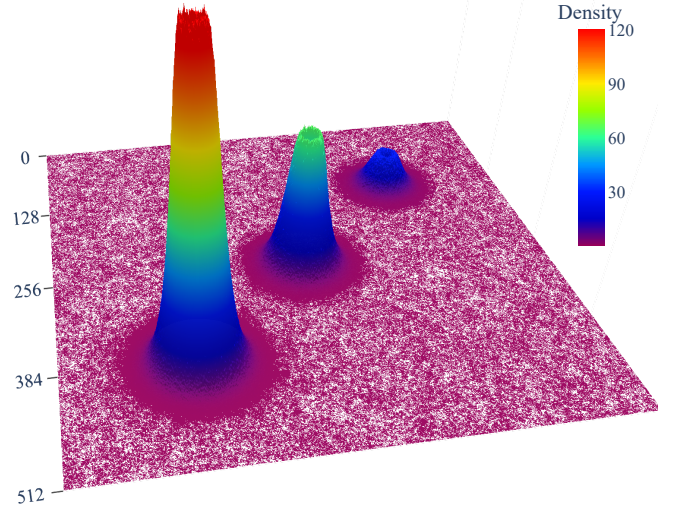


FIG. 1. Three vortical condensates observed in systems of different sizes (unimodal ferromagnetic case ($\omega_i = \omega_0 = 0.05 \forall i$ and $\alpha = 1$)). Elevation and color represent density of an average of 500 snapshots separated by 1000 time units. The 3 different systems ($L = 256, 512, 768$) are shown ‘together’, taking advantage of the near-constant density of the surrounding gas. The peak density of the vortices is 14, 53, and 115, while $\rho_0 = 1$. Other parameters: $D_r = 0.08$, $\kappa = 1$.

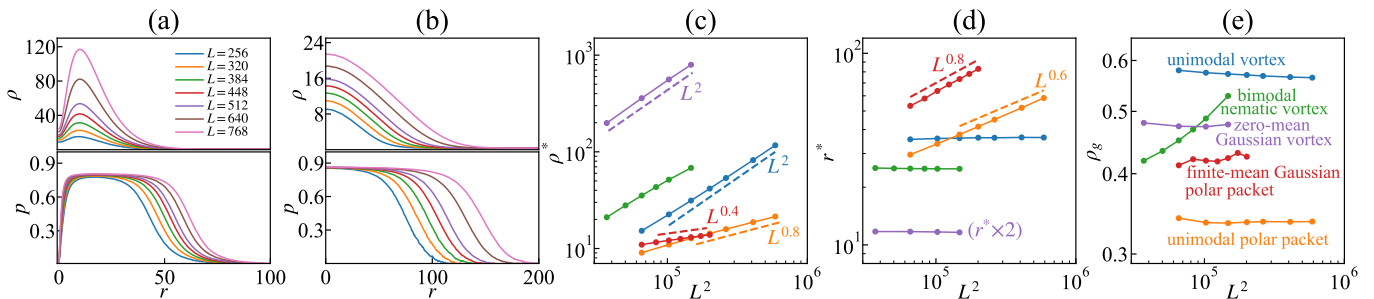


FIG. 2. Condensates in systems containing a single object (or two in the case of zero-mean Gaussian distribution $g(\omega)$, purple data in (c-e)). All data obtained for $\rho_0 = 1$ and $\kappa = 1$ except for bimodal nematic vortex ($\kappa = \frac{1}{2}$). (a) time-averaged density (top) and order (bottom) radial profiles of polar vortices for the unimodal case of Fig. 1 ($L = 256, 320, 384, 448, 512, 640, 768$). (b) same as (a) but for rotating polar packets ($\omega_0 = 0.1, D_r = 0.06$). (The tails of these profiles collapse when plotted vs r/r^* .) (c-e): scaling of ρ^* , r^* , and ρ_g with L^2 for 4 different cases with ferromagnetic alignment and a nematic case: (i,ii) blue and orange: unimodal vortex and polar packet (same cases as in (a,b)). (iii) red: polar packet with a Gaussian distribution $g(\omega)$ of mean 0.25 and width 0.01 ($D_r = 0.07$). (iv) purple: vortex for zero-mean Gaussian $g(\omega)$ of width 0.3 ($D_r = 0.07$). (v) green: nematic vortex ($\alpha = 2$) for a bimodal distribution $\omega_i = \pm\omega_0$ with $\omega_0 = 0.06$ ($D_r = 0.016$). Dashed lines indicate power laws with exponents close to scaling observed.

and protocols used are in Appendix B.

We first present results at particle level obtained using “Kuramoto-Vicsek” models [24]. Point particles $i = 1, \dots, N$, endowed with an intrinsic frequency ω_i drawn from a distribution $g(\omega)$, move at constant unit speed and locally align their velocities in the presence of rotational noise. Their positions \mathbf{r}_i and orientations θ_i evolve in continuous time:

$$\dot{\mathbf{r}}_i = \mathbf{e}(\theta_i) \quad (1)$$

$$\dot{\theta}_i = \omega_i + \kappa \langle \sin \alpha(\theta_j - \theta_i) \rangle_{j \sim i} + \sqrt{2D_r} \eta_i \quad (2)$$

where $\mathbf{e}(\theta)$ is the unit vector along θ , the average $\langle \dots \rangle_{j \sim i}$ is taken over all particles within unit distance of \mathbf{r}_i , and η_i is a uniform white noise drawn in $[-\pi, \pi]$. For global all-to-all coupling, Eq. (2) is a (noisy) Kuramoto model. In the absence of noise, a single particle describes a circle of radius v_0/ω_i with chirality given by the sign of ω_i . In the absence of chirality ($\omega_i = 0, \forall i$), one recovers a standard Vicsek model when $\alpha = 1$ (ferromagnetic alignment), or its nematic ‘rods’ version when $\alpha = 2$. Below we consider both types of alignment.

Like in all Vicsek-style models, the two main parameters are the rotational noise strength D_r (or, equivalently, the coupling strength κ) and the global density of particles $\rho_0 = N/S$ where S is the surface of the domain in which particles evolve. The frequency distribution $g(\omega)$ is of course also a crucial ingredient. Here we present results on the zero-mean distributions already considered in [13], namely Gaussian and bimodal ($\omega_i = \pm\omega_0$ in equal numbers). It was shown in [13] that (i) any finite-width $g(\omega)$ modifies qualitatively the typical phase diagram of identical achiral particles ($\omega_i = 0, \forall i$), and (ii) localized structures, rotating polar packets and/or vortices, emerge at sufficiently large chiralities. These objects are also observed when considering distributions $g(\omega)$ with

a finite mean, e.g. the pure ($\omega_i = \omega_0, \forall i$), and the disordered (Gaussian of mean ω_0 and width $\delta\omega$) unimodal cases (see some cases below). Hereafter, we focus exclusively on these vortices and rotating polar packets.

Vortices are axisymmetric structures with either local polar or nematic order, depending on the type of alignment [25]. Polar packets, as their name suggest, are only observed with ferromagnetic alignment ($\alpha = 1$); as reported in [13], they emerge at typically larger chiralities than vortices, and are absent in the case of a zero-mean Gaussian $g(\omega)$. For zero-mean but finite-width $g(\omega)$, ferromagnetic alignment induces chirality sorting, leading to, e.g., clockwise and counter clockwise polar vortices coexisting in space.

Simulations in large domains starting from, say, random locations and orientations, typically produce configurations comprising many vortices or rotating polar packets, with their number increasing with system size, suggesting micro-phase separation. This is misleading: starting from a moderate size system containing a single object (or two of opposite chiralities in the case of zero-mean $g(\omega)$ and ferromagnetic alignment), increasing progressively the system size while maintaining the global density constant does *not* increase the number of structures. Instead, the initial object(s) gets denser and denser, absorbing more and more particles, while remaining essentially localized (Fig. 1). Typical density and order profiles are shown in Fig. 2(a,b). Such condensates typically do not break into smaller structures. On the contrary, in configurations with many initially-formed objects, their residual diffusive motion can lead to their encounter and merging. The condensates are thus the most stable solutions.

In minimal configurations containing a single or a pair of opposite chirality condensates, the maximal density ρ^* and average radius r^* of these objects typically scale with

the total number of particles N :

$$\rho^* \sim N^\beta \text{ and } r^* \sim N^\gamma \text{ with } \beta + 2\gamma \simeq 1, \quad (3)$$

which means that they contain a finite fraction of the total mass (Fig. 2(c,d), data in various colors). Vortices are strictly localized: $\beta \simeq 1$ and $\gamma \simeq 0$, with their size essentially given by the radius of the typical ‘bare’ circle described by an isolated particle (purple, green, and blue data). On the other hand, the surface occupied by polar packets grows sub-extensively with N . In such cases, $0 < \gamma < \frac{1}{2}$ and thus $0 < \beta < 1$. Our results indicate that these exponents are not universal (orange and red data).

A closer inspection of how the density ρ_g of the residual gas surrounding condensates varies with N reveals a fundamental difference between the two types of alignment (Fig. 2(e)). For ferromagnetic alignment, ρ_g converges to a finite value as $N \rightarrow \infty$. But for nematic vortices (green data), ρ_g increases slowly with N . Extrapolating this trend to larger N values, ρ_g must eventually reach the ordering threshold, i.e. the ρ_0 value beyond which the homogeneous disordered gas solution disappears. When this happens, new vortices must be nucleated. Thus, contrary to the polarly ordered objects, nematic vortices are not true condensates, although each of them can probably support millions of particles at the parameter values we considered.

Polar vortices and rotating packets can absorb a finite fraction of particles in the $N \rightarrow \infty$ limit. This is true in particular even in the presence of chirality disorder (Fig. 2(c-e)). In such cases, the system is synchronized in the sense of the Kuramoto model, even though we are in 2D and interactions are strictly local [26]. For rotating packets, one has phase synchronization (finite global polar $p \equiv |\langle \exp i\theta_j \rangle|$ when $N \rightarrow \infty$), whereas vortices only show frequency synchronization. This is a remarkable result given that the Kuramoto model with local coupled oscillators fixed at the nodes of d -dimensional lattices shows phase (resp. frequency) synchronization for $d > 4$ (resp. $d > 2$) [27].

The above results are well accounted for by continuous kinetic and hydrodynamic descriptions derived from the particle model. We follow the now well-established Boltzmann-Ginzburg-Landau approach, already used in [13] for the case of a $\pm\omega_0$ bimodal distribution of chiralities and ferromagnetic alignment. Below, we only sketch the main steps followed, and focus on the simple case of a unimodal distribution of chiralities ($\omega_i = \omega_0, \forall i$). (A more detailed exposition is given in Appendix A.) The starting point is a Boltzmann equation governing the evolution of the one-body probability density function $f(\mathbf{r}, \theta, t)$:

$$\partial_t f + v_0 \mathbf{e}(\theta) \cdot \nabla f + \omega_0 \partial_\theta f - D_0 \nabla^2 f = I_{\text{sd}}[f] + I_{\text{co}}[f, f], \quad (4)$$

where I_{sd} and I_{co} are self-diffusion and collision integrals, the latter encoding alignment interactions, while advection, rotation, and diffusion are on the left hand side [28].

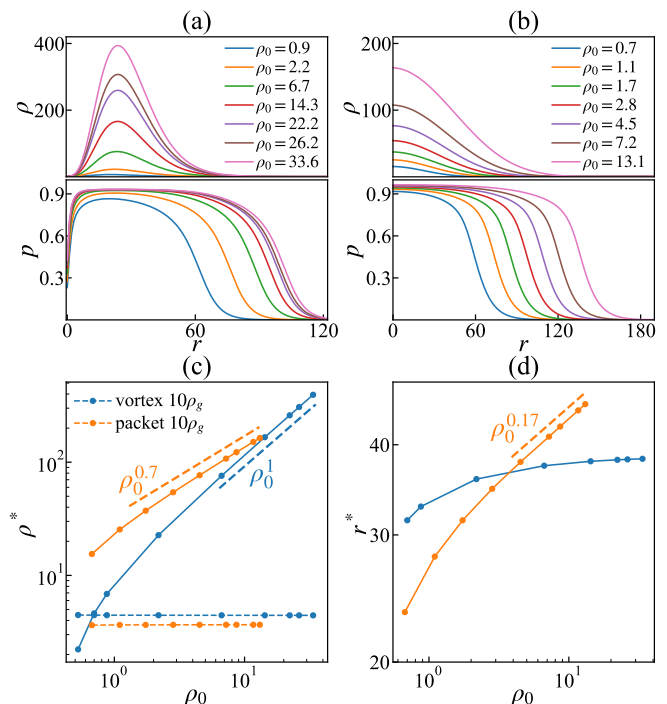


FIG. 3. Vortices and polar packets observed in the truncation at order $n = 5$ of the Boltzmann equation (4) (unimodal chirality ω_0 , ferromagnetic alignment) for various ρ_0 values at fixed system size. (a) density (top) and order (bottom) radial profiles of vortex ($\omega_0 = 0.03$, $\sigma = 0.5$, $D_0 = 0.025$, $L = 256$). (b) same as (a) but for polar packets observed for $\omega_0 = 0.3$, $\sigma = 0.5$, $D_0 = 0.05$, $L = 384$. (c,d) maximum density ρ^* and $10 \times \rho_g$ (c) and condensate radius r^* (d) vs ρ_0 for data shown in (a,b). Dashed lines indicate power laws with exponents close to scaling observed.

Expanding f in Fourier series of θ (i.e. $f(\mathbf{r}, \theta, t) = \frac{1}{2\pi} \sum_{k=-\infty}^{+\infty} f_k(\mathbf{r}, t) e^{-ik\theta}$) this kinetic equation is transformed into a hierarchy of partial differential equations for the complex fields f_k , with f_0 being nothing but the density field ρ , and its equation the classic exact conservation equation. As usual with ferromagnetic alignment, only the polar momentum field f_1 can grow at linear level, and is assumed to be small at onset: $f_1 \sim \epsilon$. This imposes the scaling ansatz $f_k \sim \epsilon^k$, $\rho - \rho_0 \sim \nabla \sim \partial_t \sim \epsilon$. Here we do not truncate and close the hierarchy at order ϵ^3 as done usually, but simply truncate at order ϵ^n , yielding n coupled nonlinear partial differential equations. This yields better, more stable, results in numerical simulations that are essentially unchanged as soon as $n > 4$. In the following we only present results obtained for $n = 5$.

Simulations of the equations scanning the microscopic-level parameters D_r and ω_0 in large domains yield a phase diagram qualitatively similar to that obtained with the original particle model (1,2) [29], itself similar to that presented in [13] for the bimodal $\pm\omega_0$ case. In particular, one observes vortices at small ω_0 values and polar packets for stronger chiralities.

Following the particle-level results presented above, we studied systematically configurations containing a single of these objects, increasing the global density ρ_0 , all parameters being fixed [30]. Remarkably, we also observe condensation: the continuous equations support localized solutions with an apparently unbounded density peak as ρ_0 is increased [31]. Typical density and order radial profiles are presented in Fig. 3(a,b) for vortices and polar packets, respectively. Similarly to our findings with the particle model, the maximal density ρ^* and typical size r^* of condensates scale with ρ_0 as in Eq. (3) (Fig. 3(c,d)). Vortices are strictly localized ($\beta \simeq 1$, $\gamma \simeq 0$), while polar packets are only weakly localized ($0 < \gamma < \frac{1}{2}$). In both cases, ρ_g , the density of the residual gas surrounding the condensate, converges to a finite value when $L \rightarrow \infty$.

A similar approach can be implemented for cases with nematic alignment. Details will be published elsewhere [29]. Again, we find qualitative agreement with the particle-level results. In particular we studied the nematic vortices arising in the case of a bimodal $\pm\omega_0$ distribution of chiralities. As for the particle model (Fig. 2), these vortices behave like strictly localized condensates, but the gas density ρ_g increases slowly and quasi-linearly with ρ_0 or L^2 . It is numerically relatively easy to reach the system size (or global density ρ_0) where ρ_g passes the nematic ordering threshold. We then see the nucleation of a ring of new vortices all around the previously isolated condensate.

Simulations of our kinetic/hydrodynamic deterministic equations thus capture the phenomena observed at the fluctuating particle level. Nevertheless, such continuous descriptions do not provide much insight into the mechanisms giving rise to condensation. We now propose a phenomenological theory which, we believe, fills that gap. For simplicity, we only consider the unimodal case, and describe our system averaged over the basic period, in terms of a density field ρ and a scalar order field $s \in [0, 1]$ (representing, e.g., the modulus of local polar order).

We performed a careful analysis, both at particle- and hydrodynamic-level, of the fate of particles located inside condensates, where local polar order is high. Its details will be published elsewhere [29], but the main finding is a systematic drift inward (towards the condensate's center) and a strong decrease of effective diffusion compared to that measured in the gas outside. The inward drift amounts to some effective attraction between particles in ordered regions.

A simple theory accounting for these observations can be written:

$$\partial_t \rho = D_\rho \nabla^2 [(1-s)\rho] - a \nabla \cdot [\rho \nabla (\rho s)] - b \nabla \cdot (\rho \nabla^3 \rho) \quad (5)$$

$$\partial_t s = (\rho - 1)s - c \rho s^3 + D_s \nabla^2 s \quad (6)$$

where all coefficients are taken positive. Eq. (6) has the familiar Ginzburg-Landau form present in most hydro-

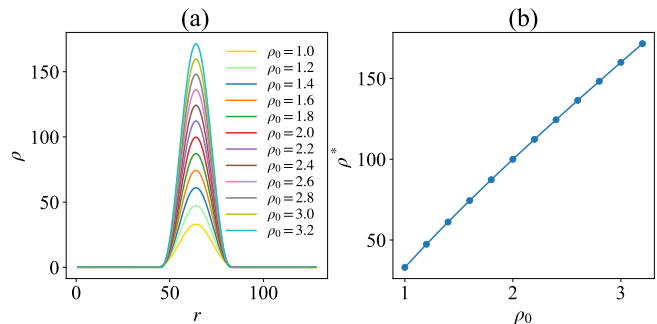


FIG. 4. Condensates observed with the phenomenological model defined by Eqs. (5,6) ($D_\rho = D_s = 1$, $a = 0.05$, $b = 1$, $c = 1.25$, $L = 128$). (a): density profiles obtained at different global densities ρ_0 . (b): scaling of maximum density ρ^* with ρ_0 for the data shown in (a).

dynamic theories of vectorial active matter. The right hand side of (5) first displays an order-dependent diffusion term [32], then a second term encoding attraction in ordered regions, while the last term accounts for surface tension effects. This term is necessary: without attraction ($a = 0$), Eqs. (5,6) yield standard phase separation for global densities $\rho_0 > 1$. With attraction but without surface tension ($a > 0$, $b = 0$), they lead to total, singular, condensation of all mass in one point [33]. The surface tension term corrects this unrealistic feature.

Numerical integration of Eqs. (5,6) starting from unimodal initial conditions yield stationary axisymmetric solutions (Fig. 4(a)). They are well-localized condensates: increasing global density ρ_0 , their size r^* does not increase, their maximum density $\rho^* \propto \rho_0$, while the surrounding gas density remains approximately constant (Fig. 4(b)). This is the typical behavior of the vortices observed at particle level, but the density profiles shown in Fig. 4(a) do not show their central hole. This is because the density field in our effective theory should be seen as that of the centers of the elementary circles that would be described by free particles. Representing instead these virtual circles, the density profiles would not have an empty core anymore.

Even though they deal with a simple situation, we believe the results shown in Fig. 4 allow us to conclude that the origin of the condensation phenomena reported here lies in the reduced diffusivity of particles in ordered regions combined with their effective attraction.

To summarize, we have provided ample evidence that chiral, aligning, dry active matter can exhibit condensation rather than phase separation. Condensation is strict with ferromagnetic alignment, and takes a weak form for nematic vortices. All condensates, be they rotating polar packets or vortices, remain extended yet synchronized collectives spanning many interaction lengths. This is different from the classic zero-range process [34] and a recent active matter model in this class [35] where strict

localization occurs. This is also different from systems in which condensation arises from the presence of a strict mobility edge [36–38]. In the systems treated here, the effective diffusivity of particles decreases sharply inside condensates but does not vanish. In fact, the phenomena reported here can resist additional, explicit positional diffusion currently absent from Eq. (1). In the presence of repulsive interactions, however, our condensates cannot accumulate arbitrarily many particles. As long as steric effects are not dominant, though, very dense condensates are observable. The effects of diffusion and repulsion will be presented elsewhere [29].

We thank Yu Duan, Benoît Mahault, and Yongfeng Zhao for useful remarks. We acknowledge generous allocations of cpu time on Beijing CSRC’s Tianhe supercomputer. This work is supported by the National Natural Science Foundation of China (Grants No. 12275188 and No. 11922506).

-
- [1] M. E. Cates and J. Tailleur, *Annu. Rev. Condens. Matter Phys.* **6**, 219 (2015).
- [2] H. Chaté, *Annu. Rev. Cond. Matt.* **11**, 189 (2020).
- [3] In systems with long-range interactions, however, such as those governed by chemotaxis, condensation can occur (chemotactic collapse). See, e.g., [39, 40].
- [4] See [41] for a short recent review and references therein.
- [5] J. Schwarz-Linek, C. Valeriani, A. Cacciuto, M. Cates, D. Marenduzzo, A. Morozov, and W. Poon, *Proceedings of the National Academy of Sciences* **109**, 4052 (2012).
- [6] J. Denk, L. Huber, E. Reithmann, and E. Frey, *Physical Review Letters* **116**, 178301 (2016).
- [7] B. Liebchen, M. E. Cates, and D. Marenduzzo, *Soft Matter* **12**, 7259 (2016).
- [8] B. Liebchen and D. Levis, *Physical Review Letters* **119**, 058002 (2017).
- [9] D. Levis, I. Pagonabarraga, and B. Liebchen, *Phys. Rev. Research* **1**, 023026 (2019).
- [10] D. Levis and B. Liebchen, *Phys. Rev. E* **100**, 012406 (2019).
- [11] Z.-F. Huang, A. M. Menzel, and H. Löwen, *Phys. Rev. Lett.* **125**, 218002 (2020), arXiv:2010.01252 [cond-mat.soft].
- [12] N. Kruk, J. A. Carrillo, and H. Koepl, *Phys. Rev. E* **102**, 022604 (2020).
- [13] B. Vetejrou, H. Chaté, R. Montagne, and X.-q. Shi, *Phys. Rev. Lett.* **127**, 238001 (2021).
- [14] J. M. Moore, M. A. Glaser, and M. D. Betterton, *Soft Matter* **17**, 4559 (2021).
- [15] C. Scholz, A. Ldov, T. Pöschel, M. Engel, and H. Löwen, *Science Advances* **7**, eabf8998 (2021).
- [16] H. Massana-Cid, D. Levis, R. J. H. Hernández, I. Pagonabarraga, and P. Tierno, *Phys. Rev. Res.* **3**, L042021 (2021).
- [17] B. V. Hokmabad, A. Nishide, P. Ramesh, C. Krüger, and C. C. Maass, *Soft Matter* **18**, 2731 (2022).
- [18] K. L. Kreienkamp and S. H. L. Klapp, *New Journal of Physics* **24**, 123009 (2022).
- [19] Z. Ma and R. Ni, *The Journal of Chemical Physics* **156** (2022).
- [20] T. H. Tan, A. Mietke, J. Li, Y. Chen, H. Higinbotham, P. J. Foster, S. Gokhale, J. Dunkel, and N. Fakhri, *Nature (London)* **607**, 287 (2022), arXiv:2105.07507 [cond-mat.soft].
- [21] B.-Q. Ai, S. Quan, and F.-g. Li, *New Journal of Physics* **25**, 063025 (2023).
- [22] V. Semwal, J. Joshi, S. Dikshit, and S. Mishra, *Physica A: Statistical Mechanics and its Applications* **634**, 129435 (2024).
- [23] C. B. Caporusso, G. Gonnella, and D. Levis, *Phys. Rev. Lett.* **132**, 168201 (2024).
- [24] These models have been investigated before, notably by some of us in [13], but also in [8–10] with the only difference there that the interaction/alignment term was not normalized by the number of neighbors.
- [25] They were observed in all cases studied except with nematic alignment ($\alpha = 2$) and finite-mean $g(\omega)$, which display more complicated objects that will be described elsewhere.
- [26] Note, however, that an arbitrarily large number of particles can be involved locally.
- [27] H. Hong, H. Chaté, H. Park, and L.-H. Tang, *Phys. Rev. Lett.* **99**, 184101 (2007).
- [28] An explicit spatial diffusion term with a small coefficient (typically $D_0 = 0.05$) has been introduced to obtain more stable results.
- [29] Y. Wang, B. Vetejrou, H. Chaté, R. Montagne, and X.-q. Shi, “to be published,” (2024).
- [30] Similar results are obtained at fixed ρ_0 increasing L .
- [31] As the local density gradients become large, numerical resolution has to be increased.
- [32] Note that, in (6), we take $c > 1$, ensuring that $s < 1$, so that the diffusion term in (5) never vanishes.
- [33] Note that then our equations are formally similar to a Keller-Segel model potentially leading to chemotactic collapse [42].
- [34] M. R. Evans and T. Hanney, *Journal of Physics A: Mathematical and General* **38**, R195 (2005).
- [35] J. M. Nava-Sedeño, H. Hatzikirou, A. Voß-Böhme, L. Bruschi, A. Deutsch, and F. Peruani, *New Journal of Physics* **25**, 123046 (2023).
- [36] R. Golestanian, *Phys. Rev. E* **100**, 010601 (2019).
- [37] B. Mahault and R. Golestanian, *New Journal of Physics* **22**, 063045 (2020).
- [38] F. Meng, D. Matsunaga, B. Mahault, and R. Golestanian, *Phys. Rev. Lett.* **126**, 078001 (2021).
- [39] S. Saha, R. Golestanian, and S. Ramaswamy, *Phys. Rev. E* **89**, 062316 (2014).
- [40] O. Pohl and H. Stark, *Phys. Rev. Lett.* **112**, 238303 (2014).
- [41] B. Liebchen and D. Levis, *Europhysics Letters* **139**, 67001 (2022).
- [42] G. Arumugam and J. Tyagi, *Acta Applicandae Mathematicae* **171**, 6 (2020).

End Matter

Appendix A: Boltzmann-Ginzburg-Landau approach.—

Here we explicit the truncations of the Boltzmann equa-

tion (4) used to obtain the results presented in Fig. 3. The self-diffusion integral accounts for the effect of rotational noise on isolated particles:

$$I_{\text{sd}}[f] = \lambda \left[-f(\mathbf{r}, \theta) + \int d\theta' f(\mathbf{r}, \theta') N_\sigma(\theta - \theta') \right],$$

where $N_\sigma(\theta)$, in this work, is a zero-mean wrapped Gaussian distribution of variance σ^2 . The collision integral reads:

$$I_{\text{co}}[f, f] = -f(\mathbf{r}, \theta) \int d\theta' K(\theta' - \theta) f(\mathbf{r}, \theta') \\ + \int d\theta_1 \int d\theta_2 f(\mathbf{r}, \theta_1) K(\theta_2 - \theta_1) f(\mathbf{r}, \theta_2) N_\sigma(\theta - \Psi(\theta_1, \theta_2))$$

where $K(\Delta) = |4r_0 v_0 \sin(\Delta/2)|$ is the collision kernel between polar particles of radius r_0 and speed v_0 , and $\Psi(\theta_1, \theta_2) = \frac{1}{2} \text{Arg}[e^{i\theta_1} + e^{i\theta_2}]$ is the ferromagnetic alignment function.

The Boltzmann equation (4) expanded over the Fourier angular modes f_k becomes, using the complex notation $\nabla \equiv \partial_x + i\partial_y$ and $\nabla^* \equiv \partial_x - i\partial_y$, the following infinite hierarchy

$$\partial_t f_k + \frac{1}{2} v_0 (\nabla^* f_{k+1} + \nabla f_{k-1}) - ik\omega f_k - D_0 \nabla^* \nabla f_k = \\ \lambda (N_k - 1) f_k + \sum_{q=-\infty}^{\infty} f_{k-q} f_q [N_k I_{k,q} - I_{0,q}] \quad (7)$$

where $N_k = \int_{-\infty}^{\infty} d\eta P_\sigma(\eta) \exp(ik\eta) = \exp(-\frac{1}{2}\sigma^2 k^2)$ and

$$I_{kq} = \frac{1}{2\pi} \int_{-\pi}^{\pi} d\Delta K(\Delta) e^{-iq\Delta} e^{ik\Delta/2}.$$

Applying the scaling ansatz given in the main text, truncating at order ϵ^n , yields n coupled partial differential equations for the fields $f_0 = \rho, f_1, \dots, f_{n-1}$. Note that the equation for ρ is the classic exact conservation equation, which writes $\partial_t \rho = -\text{Re}[\nabla^* f_1] + D_0 \nabla \nabla^* \rho$ using our complex notation.

Appendix B: Numerical methods.— The microscopic model (1,2) was simulated on square domains of linear size L with periodic boundary conditions, using an explicit Euler-Maruyama scheme with typical timestep $dt = 0.1$. Total simulation times are of the order of 10^7 - 10^8 for the largest system sizes.

Whenever the global density or the system size were increased from a configuration with a single condensate (or two in the case of a zero-mean Gaussian distribution of chiralities), particles were added slowly, copying particles taken at random in the densest area, endowing them with a chirality in line with the target distribution $g(\omega)$, at a rate of about 50 new particles per unit time.

Condensates are (slightly) moving, under some residual diffusion. Polar packets, moreover, are rotating non-axisymmetric objects. To perform time-averaging on condensates, we locate their center using a Gaussian smoothing kernel with typical radius larger than their size. This yields a smooth field with a single well-defined peak. Once the center located for each instant of interest, time- and azimuthal-averaging are easily performed by shifting coordinates to keep a steady center.

In both particle- and continuous-level simulations, ρ^* and r^* , for polar packets, are estimated by fitting the time-averaged density field by an axisymmetric Gaussian $\sim \exp(-\frac{1}{2}r^2/r^{*2})$ over a range $0 < r < 1.5r^*$. For vortices, we fit the region between the gas and the peak density by an exponential $\sim \exp(-r/r_d)$, and then calculate $r^* = r_d + r_p$ where r_p is the radius of the maximum density ring, which usually is very close to the typical radius of the circle described by a single particle.

Simulations of the hierarchy (7) truncated at $n = 5$ presented in Fig. 3 were done with $\lambda = v_0 = 2r_0 = 1$ using a pseudospectral scheme with typical lattice step 1 and time step 2.5×10^{-3} . Simulations of the phenomenological equations (5,6) used a standard finite-difference scheme with lattice step 1 and time step 2×10^{-4} . All simulations on square domains of linear size L with periodic boundary conditions, starting from an initial Gaussian bump in density.