

DISCO: DEPTH INFERENCE FROM STEREO USING CONTEXT

Kunal Swami, Kaushik Raghavan*, Nikhilanj Pelluri†, Rituparna Sarkar, Pankaj Bajpai

Samsung Research Institute Bangalore, India

ABSTRACT

Recent deep learning based approaches have outperformed classical stereo matching methods. However, current deep learning based end-to-end stereo matching methods adopt a generic encoder-decoder style network with skip connections. To limit computational requirement, many networks perform excessive down sampling, which results in significant loss of useful low-level information. Additionally, many network designs do not exploit the rich multi-scale contextual information. In this work, we address these aforementioned problems by carefully designing the network architecture to preserve required spatial information throughout the network, while at the same time achieve large effective receptive field to extract multiscale contextual information. For the first time, we create a synthetic disparity dataset reflecting real life images captured using a smartphone; this enables us to obtain state-of-the-art results on common real life images. The proposed model DISCO is pre-trained on the synthetic Scene Flow dataset and evaluated on popular benchmarks and our in-house dataset of challenging real life images. The proposed model outperforms existing state-of-the-art methods in terms of quality as well as quantitative metrics.

Index Terms— Stereo Matching, Deep Learning

1. INTRODUCTION

Depth information is extensively used in computer vision applications, such as autonomous vehicles, augmented reality, 3D reconstruction and simulation of artistic effects, such as bokeh effect. A cost effective depth estimation approach employs a stereo camera setup in which two cameras separated by a certain distance (baseline) capture the same scene. The captured images display a spatial shift in pixels along the baseline direction which is inversely proportional to the distance of the corresponding 3D world point from the camera plane. The correspondence matching step (main and non-trivial step) takes a rectified [1] stereo image pair and for each pixel (x, y) in one view, identifies a matching pixel $(x \pm \delta, y)$ in the second view. Here, δ is called disparity of the pixel. The depth z of a pixel i is computed as follows:



(a) Input (face masked for anonymity) (b) DISCO result

Fig. 1. Sample results of DISCO on a real image.

$$z(i) = \frac{f * B}{\delta(i)} \quad (1)$$

Here, f and B denote the focal length and baseline of the stereo camera setup.

A typical stereo correspondence matching task comprises of following four steps [2]: matching cost computation, cost aggregation, disparity calculation and disparity refinement. Accurate and robust correspondence matching is a challenging problem. Presence of occlusions, smooth regions, repetitive patterns, transparent objects, radiometric differences, such as illumination and color noise between left and right images and reflective and/or non-Lambertian surfaces pose major challenge [1]. Efficacy of classical stereo matching methods is limited by choice of hand-crafted features and filtering methods. Recently convolutional neural networks (CNN) have shown promising results in stereo depth estimation. In literature, the existing deep learning based stereo matching methods can be broadly classified into following categories:

1.1. CNN based Cost Matching

These methods focused on improving the matching cost computation step [2]. It was first attempted by Zbontar and LeCun [3] who employed Siamese network architecture to compute matching cost between two image patches. [4] improved the computational complexity of [3], whereas [5] additionally incorporated confidence estimation in their network. These methods are limited, as they are mainly used to compute matching cost, while disparity estimation and refinement is still performed using classical methods.

*He was an intern from Indian Institute of Technology Madras

†He was an intern from BITS Pilani, Hyderabad

1.2. CNN based End-to-End Methods

Mayer *et al.* [6] first proposed an end-to-end disparity estimation network called DispNet. They also offered a large synthetic dataset called Scene Flow with dense disparity ground-truth. [7] and [8] improved DispNet by adding a second stage disparity correction network. [9] integrated an explicit edge detection network to improve disparity estimation, while [10] proposed a unified segmentation and disparity estimation architecture in order to incorporate semantic information. Kendal *et al.* [11] were first to use 3D convolutions for end-to-end disparity estimation, their network GC-Net estimates a disparity cost volume and a differentiable soft argmin function is used to regress the final disparity map. [12] and [13] extended GC-Net by adding an explicit cost aggregation subnetwork and spatial pyramid pooling respectively. However, 3D convolutions are computationally very demanding [14] which is reflected in the runtime of these methods.

Most of the current end-to-end disparity estimation networks are generic encoder-decoder style networks; the encoder part computes abstract features and decoder part progressively up samples and estimates disparity map at each of these up sampled resolution. The encoder part uses a high down sampling rate ($1/64^{\text{th}}$ of input resolution) to extract high-level contextual information, while a randomly cropped image patch $256 \text{ (H)} \times 512 \text{ (W)}$ (limited by the hardware) is used for training. We argue that this kind of design has inherent limitations for dense per-pixel disparity estimation task:

- (a) Excessive down sampling by encoder results in loss of spatial information crucial for disparity estimation.
- (b) Smaller effective receptive field of the network, combined with low spatial resolution fails to capture required dense contextual information.

In this work, we address these limitations, we present *DISCO—Depth Inference from Stereo using Context*, a novel end-to-end disparity estimation model in which every encoder block extracts dense multiscale contextual information. Additionally, the overall down sampling rate is restricted to $1/16^{\text{th}}$ of original resolution. To the best of our knowledge, this is the first work in literature which makes use of dense blocks and dilated convolutions to achieve this kind of novel design for an end-to-end disparity estimation network. Furthermore, current public datasets [6, 15, 16] contain stereo images with very large disparity range. Hence, models trained on these datasets fail to achieve desirable results on real life images captured by a smartphone. Our synthetic dataset, which is first of its kind in literature, enables us to achieve state-of-the-art results on these real images (see Fig. 1). Following are the major contributions of this work:

- We use dense blocks as the basic building block of the disparity estimation network to effectively preserve low-level spatial information throughout the network.

Also, we use different increasing dilation rates in the dense blocks so that each encoder block effectively captures dense contextual information at different receptive fields—as large as 128.

- We propose a novel *local and global context fusion* (LGCF) module for cost volume computation.
- We conduct extensive experiments and ablation studies to demonstrate advantages our network design choices.
- Extensive evaluation and comparison of DISCO on challenging benchmark datasets [6, 17, 16] show that it significantly outperforms recent state-of-the-art.
- For the first time, we create a synthetic dataset reflecting real life scenarios captured by a smartphone.

2. MODEL ARCHITECTURE

We first present an overview of DISCO, then explain its important modules and our design choices.

2.1. Architecture Details

Fig. 2 shows the detailed architecture of the proposed model, it can be conceptually divided into three subnetworks:

2.1.1. Feature Extraction

The feature extraction module is a Siamese network architecture comprising of 12 residual blocks, first 4 blocks operate at $1/2^{\text{th}}$ original resolution, while subsequent 8 blocks operate at $1/4^{\text{th}}$ resolution. The last block of feature extraction module is a dense local and global feature fusion module (see Section 2.4) aimed at improving the cost volume computation. The cost volume is created with maximum disparity range of 80 pixels which corresponds to a displacement of 320 at full resolution and is chosen based on the disparity range of public stereo datasets [6, 15, 17, 16]. The cost volume is concatenated with left image feature maps and forms the input of the disparity estimation subnetwork.

2.1.2. Disparity Estimation

This is an encoder decoder network with dense block as the basic building block. Each of the three encoder blocks down samples its input by a factor of 2. Thus, maximum down sampling rate is $1/16^{\text{th}}$; this preserves the low-level spatial information effectively than existing methods where maximum down sampling rate is $1/64$. Dense blocks in the encoder part contain convolution layers with different dilation rates; thus, unlike conventional encoder-decoder architecture, each encoder block in our network captures dense multiscale contextual information (see Section 2.3). Five decoder blocks estimate disparity map at $1/16^{\text{th}}$, $1/8^{\text{th}}$, $1/4^{\text{th}}$, half and full

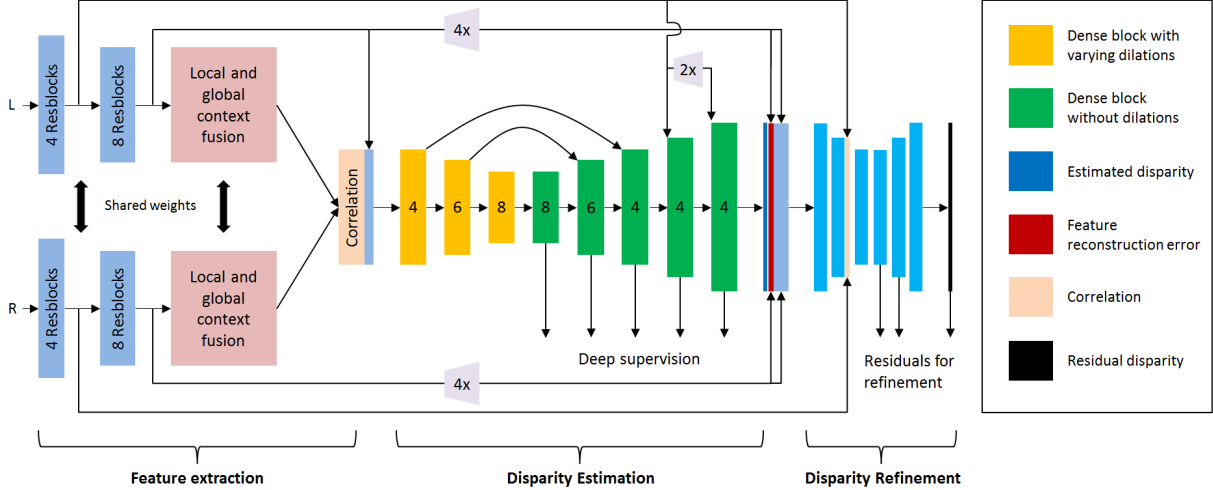


Fig. 2. Architecture of the proposed model DISCO (best viewed in color).

resolution; this enables deep supervision—improved gradient flow to initial network layers. Skip connections are added between corresponding encoder and decoder blocks; the last two decoder blocks receive multiscale low-level feature information from feature extraction module.

2.1.3. Disparity Refinement

This is a generic encoder-decoder network similar to [8] aimed at refining the estimated disparity map. It has three convolution and deconvolution layers. The input to this sub-network is a concatenation of the estimated disparity map, feature reconstruction error and up sampled left image feature maps. The feature reconstruction error (or warping error) [18] imposes an extra geometric constraint. The estimated left image disparity map is used to generate a warped left image from right image and the difference between the warped and original left image constitutes the warp error. We use high-level left and right image feature maps instead of original input images to achieve increased robustness. Finally, the estimated residuals by refinement subnetwork are added to the corresponding disparity maps from estimation network.

2.2. Dense Block

In a traditional CNN, the output x_l of l^{th} convolution layer is obtained by applying a non-linear transformation function H_l to the output of previous $(l - 1)^{th}$ convolution layer. In DenseNet [19], the output of l^{th} convolution layer is obtained by applying H_l to concatenation of feature maps from all previous layers. This kind of dense connectivity ensures implicit deep supervision, improves feature propagation and encourages feature reuse. Hence, DenseNet is an ideal choice for the dense per-pixel disparity estimation task.

DenseNet comprises of several dense blocks, where each

dense block contains l layers. The non-linear transformation H_l of each layer is a composite function of: batch-normalization, rectified linear unit (ReLU) and a 3x3 convolution. Each layer of a dense block produces g feature maps; hence, the output of l^{th} layer of a dense block has $g_0 + (l - 1) * g$ feature maps where g_0 is the number of input feature maps of the dense block. The parameter g , called growth rate, keeps the number of parameters of the network in check.

In our design, H_l is a composite function of only two operations: an exponential linear unit (ELU) [20] and a 3x3 convolution. The ELU activation function is defined as follows:

$$elu(x) = \begin{cases} x, & x < 1 \\ \alpha(e^x - 1), & \text{otherwise} \end{cases} \quad (2)$$

2.3. Dilated Convolution and Effective Receptive Field

Dilated convolutions are a good trade-off to increase the effective receptive field without increasing the number of network parameters. A convolution kernel of size $k \times k$ with dilation rate d achieves an effective receptive field $rC_{k,d} = (k - 1)(d - 1) + k$. We capitalize on our network design choice of dense blocks and set different increasing dilation rates in each encoder block of our disparity estimation sub-network. As an example, an encoder block with 4 convolution layers and dilation rates of 1, 3, 6 and 8 respectively captures information at 4 varying receptive fields—3, 7, 13 and 17; the effective receptive field of this encoder block is:

$$rC_{3,1} + rC_{3,3} + rC_{3,6} + rC_{3,8} - 3 = 37 \quad (3)$$

Thus, each encoder block in our network captures dense contextual information at different scales. A similar module was recently introduced in [21] for semantic segmentation.

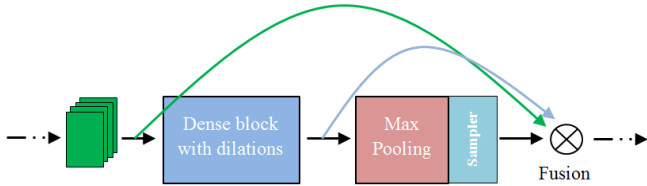


Fig. 3. Local and Global Context Fusion (LGCF) module.

2.4. Local and Global Context Fusion for Correlation

The correlation layer operation is conceptually similar to normalized cross-correlation [1] in traditional methods. However, the correlation layer [6] simply performs multiplicative patch comparisons between the left and right feature maps at each disparity level. In existing methods, this correlation operation is simply applied with a kernel size of 1×1 . Thus, it does not consider even the neighborhood contextual information and is vulnerable to noise. Naïvely increasing the kernel size has the limitation that the receptive fields remain fixed.

In this work, we propose a deep local and global context fusion module (see Fig. 3). This module consists of a dense block with 6 convolution layers and a spatial pyramid pooling (SPP) block with 4 max-pooling layers. The dense block submodule is aimed at extracting long range spatial information, while the SPP submodule is aimed at extracting the global contextual information at four different scales. Each convolution layer in the dense block has dilation rate of 1, 3, 6, 12, 18 and 24 respectively; thus, achieving an effective receptive field of 126 which covers full height and half width of the training input image at $1/4^{th}$ resolution. The max-pooling layers in the SPP block have square kernel size of 8, 16, 32 and 64 respectively; thus, effectively capturing the global contextual information at four varying scales. The local and global contextual information from these two submodules are fused along with original deep features using 1×1 convolutions before performing the correlation operation.

2.5. Loss Function

DISCO is trained with Huber loss function defined as follows:

$$L(D, D_{gt}) = \begin{cases} 0.5t^2, & \|t\|_1 < 1 \\ \|t\|_1 - 0.5, & \text{otherwise} \end{cases} \quad (4)$$

Here, D and D_{gt} are estimated and ground-truth disparities respectively and $t = D - D_{gt}$.

3. EXPERIMENTAL SETUP

3.1. Public Datasets

Scene Flow [6] is a large synthetic dataset consisting of 35454 training images and 4370 test images. Our model is pre-



Fig. 4. Representative images from our synthetic dataset

trained on Scene Flow and later fine-tuned on other datasets to prevent over-fitting (other datasets have less training images).

Middlebury [17] dataset consists of real world indoor images. Both training and testing sets have 15 images each. The disparity range of this dataset is ≈ 400 pixels (for half resolution images).

ETH3D [16] dataset contains a variety of challenging real world images. The training set consists of 27 images, while the test set has 20 images. The disparity range is ≈ 80 pixels.

KITTI 2015 [15] has challenging outdoor driving scenes. Both training and testing sets consist of 200 images each and the disparity range is ≈ 240 pixels.

3.2. Our Dataset

In this work, we created our own synthetic dataset of ≈ 10000 stereo images with dense disparity and depth ground-truth. The dataset consists of high quality realistic scenes reflecting real life smartphone capture scenarios. Fig. 4 shows some representative images. We use the open source software Blender [22] to create our dataset, we omit the detailed discussion of our dataset creation because of page constraint.

3.3. Training Details

We use TensorFlow framework, Adam optimization was used with initial learning rate 2×10^{-4} and momentum 0.9. Stepwise learning rate decay was applied. Our model was pre-trained on Scene Flow dataset till 200 epochs using batch-size 12 on 4 NVIDIA P40 GPUs, image size for training was 256 (H) \times 512 (W). Data augmentation in the form of random crop, brightness, gamma and color shift was applied on the fly.

3.4. Evaluation Metrics

End-Point Error (EPE) is the mean absolute difference for all pixels between the estimated and ground-truth disparity maps; whereas 3-Pixel Error (3PE) denotes the percentage of estimated disparity pixels whose absolute difference from ground-truth disparity is greater than 3.

4. RESULTS AND DISCUSSIONS

First, we show the effectiveness of our network design choices by reporting results of ablation studies. We evaluate and compare following model variants: **Baseline**: This model doesn't contain any of the proposed module—dilated

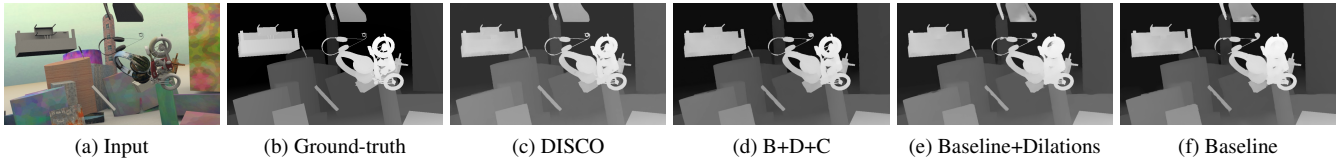


Fig. 5. Qualitative comparison between models variants in our ablation study on Scene Flow test dataset. B+D+C stands for Baseline+Dilations+Context

Table 1. Quantitative comparison between different model variants on Scene Flow test dataset

	Baseline	Baseline + Dilations	Baseline + Dilations + Context	DISCO
<i>EPE</i>	1.23	1.16	0.96	0.91
<i>3PE</i>	5.32	4.91	4.01	3.85

Table 2. Quantitative comparison of DISCO with existing state-of-the-art methods on KITTI 2015 test dataset

	DispNet [6]	LRCR [23]	EdgeStereo [9]	GC-Net [11]	DISCO
<i>3PE</i>	4.34	3.03	2.99	2.87	2.86

convolutions in encoder dense blocks, LGCF and the refinement subnetwork. **Baseline + Dilations:** Increasing dilation rates are introduced in convolution layers of encoder dense blocks. This is to justify the benefit of multiscale contextual information in the encoder. **Baseline + Dilations + Context:** We additionally introduce the LGCF module to demonstrate its benefit in cost volume computation. **DISCO:** This model additionally includes the refinement subnetwork and is the final proposed model. Table 1 compares these four model variants, while Fig. 5 shows qualitative comparison. It can be observed that adding increasing dilation rates in the encoder dense blocks significantly improves the results ($\approx 6\%$), whereas LGCF module alone improves both the error metrics by at least 20%. Thus, dense multiscale contextual information is useful in the computation of cost volume which forms the main input of disparity estimation subnetwork. Lastly, the refinement subnetwork slightly improves the results.

Finally, we evaluate DISCO against existing state-of-the-art methods. Table 2 quantitatively compares state-of-the-art methods from KITTI 2015 leaderboard, DISCO outperforms four methods, viz., DispNet [6], LRCR [23], EdgeStereo [9] and GC-Net [11]. Table 5 shows quantitative comparison of DISCO with recent state-of-the-art methods on Scene Flow test dataset. It can be observed that DISCO achieves *EPE* and *3PE* measures which are significantly lower than other methods. Since PSMNet [13] only considers disparities ≤ 192 for evaluation, for fairness we additionally report *EPE* of 0.76 following their procedure. In summary, our *EPE* is more

Table 3. ETH3D leaderboard top-5 (Oct. 14, 2018)

	DN-CSS	LALA	iResNet	DLCB	DISCO
<i>99P</i>	2.89	2.88	2.72	2.55	2.40

Table 4. Middlebury leaderboard top-5 (Oct. 14, 2018)

	PSMNet	NOSS	iResNet	DISCO	DN-CSS
<i>99P</i>	106	104	87.5	86.6	82.0

than 22% and *3PE* is more than 28% better (lower) than the next best method in Table 5.

Table 3 and Table 4 show the top-5 methods on ETH3D and Middlebury official leaderboard for a given metric. DISCO tops the ETH3D leaderboard, while it achieves second rank in Middlebury. Fig. 6 shows results of DISCO on challenging real life images captured by a smartphone; existing methods, such as DispNet [6] fail to obtain desirable results on these real life images.

5. CONCLUSIONS

A novel end-to-end deep learning based disparity estimation model was proposed. The proposed model was uniquely designed to extract long range spatial and contextual information at every part of the network. A novel local and global context fusion module was designed to effectively compute stereo cost volume. Systematic experiments were performed and the advantage of each proposed module was demonstrated. Additionally, a synthetic dataset reflecting real life smartphone captures was generated for the first time. The proposed model significantly outperformed existing state-of-the-art on both synthetic and real benchmarks. The proposed model also achieved state-of-the-art results on real life smartphone captured images on which most existing models fail.

6. REFERENCES

- [1] Myron Z. Brown, Darius Burschka, and Gregory D. Hager, "Advances in computational stereo," *IEEE TPAMI*, 2003.
- [2] Daniel Scharstein and Richard Szeliski, "A taxonomy and evaluation of dense two-frame stereo correspondence algorithms," *International Journal of Computer Vision*, 2002.

Table 5. Quantitative comparison of DISCO with existing state-of-the-art methods on Scene Flow test dataset; *PSMNet considers disparity range of 192, so for fair comparison we additionally report our EPE of 0.76 following their criteria

	DispNet [6]	CRL [7]	iResNet [8]	EdgeStereo [9]	SegStereo [10]	GC-Net [11]	Yu et al. [11]	PSMNet [13]	DISCO
<i>EPE</i>	1.68	1.32	1.40	1.11	1.45	2.51	1.75	1.09*	0.91/0.76*
<i>3PE</i>	-	6.20	4.93	4.97	-	9.34	5.62	-	3.85




Fig. 6. Results of DISCO on some of our challenging real images (no ground-truth). Faces are masked to preserve anonymity.

- [3] Jure Zbontar and Yann LeCun, “Stereo matching by training a convolutional neural network to compare image patches,” *Journal of Machine Learning Research*, 2016.
- [4] Wenjie Luo, Alexander G. Schwing, and Raquel Urtasun, “Efficient deep learning for stereo matching,” in *CVPR*, 2016.
- [5] Amit Shaked and Lior Wolf, “Improved stereo matching with constant highway networks and reflective confidence learning,” in *CVPR*, 2017.
- [6] Nikolaus Mayer, Eddy Ilg, Philip Häusser, Philipp Fischer, Daniel Cremers, Alexey Dosovitskiy, and Thomas Brox, “A large dataset to train convolutional networks for disparity, optical flow, and scene flow estimation,” in *CVPR*, 2016.
- [7] Jiahao Pang, Wenxiu Sun, Jimmy S. J. Ren, Chengxi Yang, and Qiong Yan, “Cascade residual learning: A two-stage convolutional neural network for stereo matching,” in *ICCV Workshops*, 2017.
- [8] Zhengfa Liang, Yiliu Feng, Yulan Guo, Hengzhu Liu, Wei Chen, Linbo Qiao, Li Zhou, and Jianfeng Zhang, “Learning for disparity estimation through feature constancy,” in *CVPR*, 2018.
- [9] Xiao Song, Xu Zhao, Hanwen Hu, and Liangji Fang, “Edgestereo: A context integrated residual pyramid network for stereo matching,” in *ACCV*, 2018.
- [10] Guorun Yang, Hengshuang Zhao, Jianping Shi, Zhidong Deng, and Jiaya Jia, “Segstereo: Exploiting semantic information for disparity estimation,” in *ECCV*, 2018.
- [11] Alex Kendall, Hayk Martirosyan, Saumitro Dasgupta, and Peter Henry, “End-to-end learning of geometry and context for deep stereo regression,” in *ICCV*, 2017.
- [12] Lidong Yu, Yucheng Wang, Yuwei Wu, and Yunde Jia, “Deep stereo matching with explicit cost aggregation sub-architecture,” in *AAAI*, 2018.
- [13] Jia-Ren Chang and Yong-Sheng Chen, “Pyramid stereo matching network,” in *CVPR*, 2018.
- [14] Shuiwang Ji, Wei Xu, Ming Yang, and Kai Yu, “3d convolutional neural networks for human action recognition,” *IEEE Trans. Pattern Anal. Mach. Intell.*, 2013.
- [15] Moritz Menze and Andreas Geiger, “Object scene flow for autonomous vehicles,” in *CVPR*, 2015.
- [16] Thomas Schöps, Johannes L. Schönberger, Silvano Galliani, Torsten Sattler, Konrad Schindler, Marc Pollefeys, and Andreas Geiger, “A multi-view stereo benchmark with high-resolution images and multi-camera videos,” in *CVPR*, 2017.
- [17] Daniel Scharstein, Heiko Hirschmüller, York Kitajima, Greg Krathwohl, Nera Nesić, Xi Wang, and Porter Westling, “High-resolution stereo datasets with subpixel-accurate ground truth,” in *Proc. German Conf. on Pattern Recognition GCPR*, 2014.
- [18] Ravi Garg, B. G. Vijay Kumar, Gustavo Carneiro, and Ian D. Reid, “Unsupervised CNN for single view depth estimation: Geometry to the rescue,” in *ECCV*, 2016.
- [19] Gao Huang, Zhuang Liu, Laurens van der Maaten, and Kilian Q. Weinberger, “Densely connected convolutional networks,” in *CVPR*, 2017.
- [20] Anish Shah, Eashan Kadam, Hena Shah, and Sameer Shinde, “Deep residual networks with exponential linear unit,” *CoRR*, 2016.
- [21] Maoke Yang, Kun Yu, Chi Zhang, Zhiwei Li, and Kuiyuan Yang, “Denseaspp for semantic segmentation in street scenes,” in *CVPR*, 2018.
- [22] Blender Online Community, *Blender - a 3D modelling and rendering package*, Blender Foundation, 2018.

- [23] Zequn Jie, Pengfei Wang, Yonggen Ling, Bo Zhao, Yunchao Wei, Jiashi Feng, and Wei Liu, “Left-right comparative recurrent model for stereo matching,” in *CVPR*, 2018.