

Detection of precessing circumpulsar disks

Catia Grimani^{a,1}

¹DiSBeF, Università degli Studi di Urbino “Carlo Bo”, Urbino (PU) and Istituto Nazionale di Fisica Nucleare, Florence, Italy

Received: date / Accepted: date

Abstract Experimental evidences indicate that formations of disks and planetary systems around pulsars are allowed. Unfortunately, direct detections through electromagnetic observations appear to be quite rare. In the case of PSR 1931+24, the hypothesis of a rigid precessing disk penetrating the pulsar light cylinder is found consistent with radio transient observations from this star. Disk self-occultation and precession may limit electromagnetic observations. Conversely, we show here that gravitational waves generated by disk precession near the light cylinder of young and middle aged pulsars would be detected by future space interferometers with sensitivities like those expected for DECIGO (Decihertz Interferometer Gravitational Wave Observatory) and BBO (Big Bang Observer). The characteristics of circumpulsar detectable precessing disks are estimated as a function of distance from the Solar System. Speculations on upper limits to detection rates are presented.

PACS 95.85.Sz · 95.55.Ym · 97.82.Jw · 97.60.Gb

1 Introduction

The observations of coplanar planets surrounding the millisecond pulsar PSR 1257+12 [1] and of a disk around the anomalous X-ray pulsar (AXP) 4U 0142+61 [2] seemed to suggest that circumpulsar disk formation plays an important role in pulsar spin down [3,4] and particle acceleration quenching in the pulsar magnetosphere [5].

Jiang and Li [6] carried out a Monte Carlo simulation of the pulsar evolution by assuming that all young pulsars could be surrounded by disks. The comparison of the simulation results with observations allowed the

authors to estimate the effects of the propeller torque by constraining the parameters of the new-born pulsars in intervals of reasonable values.

The presence of circumpulsar disks was also invoked in the literature to explain observations from soft gamma repeaters (SGR) [7], AXPs [8], rotating radio transients [9] and central compact objects [10]. Grimani has also shown [4] that the presence of disks near the light cylinder of a large sample of pulsars appears compatible with both observed braking indices and the e^+ production in the galactic pulsar magnetosphere contributing to near-Earth positron observations [11,12].

In case of disk formation from supernova fallback material, it was found ([13] and references therein) that after the supernova explosion $\leq 0.1 M_{\odot}$ of material may remain with typical angular momentum of 10^{49} ergs s. Material with this momentum value would naturally form Keplerian disks near the light cylinder of young pulsars. However, Perna et al. [14] have recently demonstrated that disk formation around neutron stars occurs only in case of minor magnetic coupling among star layers during the evolution and if the explosion geometry leaving the neutron star behind presents peculiar characteristics. In addition, small pulsar initial periods would prevent the formation of disks near the pulsar light cylinder. In [15] it is shown that fallback disk build up would not be allowed near the light cylinder of pulsars with periods smaller than approximately 40 ms. From the experimental point of view, it is difficult to prove unequivocally through electromagnetic observations that a large sample of pulsars is surrounded by disks [16]. Moreover, disk self-occultation may occur in case the outer part of the disks blocks the electromagnetic emission from the inner part. Disk precession might further reduce the detection probability.

^ae-mail: catia.grimani@uniurb.it

The mentioned conflicting clues arising from models and electromagnetic observations do not allow us to say any final word about the presence of disks around a large sample of pulsars in the Galaxy. However, in [5] we found that gravitational wave (GW) emission from a precessing disk around the nearby pulsar B0656+14 could have been observed by the future DECI-hertz Interferometer Gravitational Wave Observatory (DECIGO) [17] and Big Bang Observer (BBO) [18] devoted to gravitational wave detection in space near one hertz.

We extend here this approach to other pulsar-disk systems to study their detectability and characteristics in the Sun environment.

This manuscript is organized as follows: section 2 describes briefly the processes leading to the formation of circumpulsar disks. In section 3 we find consistent, independent results indicating that pulsar birth period average values are of hundreds of milliseconds suggesting that disk formation near the pulsar light cylinder is feasible. In sections 4 and 5 the characteristics of precessing disks around pulsar light cylinders are presented. In section 6 we illustrate the advantages of the detection of gravitational waves generated by precessing disks near the light cylinder of young and middle aged pulsars with respect to electromagnetic observations.

2 Origin and effects of circumpulsar disks

Two possible origins were proposed for circumpulsar disk formation: supernova fallback matter and tidal disruption [13]. In the first case, part of the outer shell of the supernova fails to escape the gravitational potential of the neutron star. A disk can form if the fallback material has enough angular momentum or when the total pulsar energy output equals the gravitational potential energy gained by the infalling material forced into rotation by the electromagnetic interaction with the pulsar magnetosphere [19].

Metal rich circumpulsar disks are expected to form from supernova fallback material. Conversely, disks should consist of light elements in case the circumpulsar material originates from a companion star tidally disrupted by the pulsar. The first scenario is conceivable with isolated pulsars, while the second may likely occur in old, millisecond pulsars.

In the paper by Menou, Perna and Hernquist [3] it is found that the characteristics of some young radio pulsars, including Crab, are consistent with the hypothesis that they are surrounded by fallback disks. We have also shown [5] that in the case of PSR B0656+14, a precessing disk [23] penetrating the magnetosphere

and quenching the particle production may explain the weak pulsed gamma-ray observations from this pulsar [24]. If this is the case, the role of nearby pulsars in contributing to near-Earth positron observations at energies larger than a few tens of GeV [20,21,22] should be reconsidered accordingly.

3 New-born pulsar initial parameters

It is commonly assumed that 10^9 neutron stars belong to our galaxy. Isolated neutron stars are generally associated with supernova events. The distribution of massive, short lived stars in the Galaxy spiral arms constrains the pulsar spatial distribution (see for example [25]) and the supernova explosion rate in the Milky Way of one every 50 years [26] sets an upper limit to the pulsar birthrate (PB). The Fermi/LAT collaboration has found a PB of one pulsar born every 59 years on the basis of a Monte Carlo simulation normalized to young γ -ray pulsar observations [27].

Star break up sets the lower limit to the pulsar rotation periods to about 0.6 ms, however sub-millisecond pulsars have never been observed [28]. Maciesiak, Gil and Ribeiro [29] report that approximately 1830 pulsars are known with periods ranging from 1.4 ms to 8.5 s.

The simulation of the active pulsar sample in the Milky Way by Faucher-Giguère and Kaspi [25] indicates pulsar initial periods of 300 ± 150 ms. Experimental clues on initial periods are obtained for those pulsars with known ages and braking indices. For the pulsars associated with supernovae G263.9-3.3, SNR 0540-69.3, G11.2-0.3, G320.4-1.2 birth periods of 52 ms, 63 ms, 63 ms and 39 ms were found, respectively ([30] and references therein). By using the same method, for Crab it was found 19 ms while 16 ms and 62 ms were estimated for the pulsars PSR J0537-6910 and PSR J1811-1925 [25]. The accuracy of this approach may be limited by the assumption that braking indices are constant over the pulsar age. This is most probably untrue since all known braking indices are smaller than 3, indicating that pulsars lose energy via processes different from the electromagnetic ones [31]. Gravitational wave energy losses [31] and interaction with surrounding disks [3,4,32] may play some role in pulsar spin down. To this purpose, Van der Swaluw and Wu [30] considered pulsars residing in composite supernova remnants consisting of plerionic and shell-type components to estimate the pulsar birth periods. A sample of 13 composite supernova remnants was studied. These authors found that pulsar initial periods vary between 37 and 484 ms. Their findings for the pulsars associated with the supernovae G263.9-3.3, SNR 0540-69.3, G11.2-0.3,

Table 1 Estimates of pulsar initial periods. Table reference legend: VN81 [36]; VEA04 [34]; FK06 [25].

Author	Pulsar initial periods (ms)	Note
VN81	>500	
VEA04	> 400	for 40% of the population
FK06	300 ± 150	

G320.4-1.2 appear consistent with those inferred from braking indices and consistent with the other results reported above. We conclude that the uncertainty on the assumption of constant braking indices over the pulsar lifetime is negligible.

PBs can be also estimated on the basis of the off-center dipole emission in which pulsar proper motion is correlated to initial periods. It has to be pointed out that since the orbital velocity of the progenitor and asymmetric kick in the supernova explosion may affect the observed pulsar velocity, the pulsar birth periods thus obtained must be considered lower limits. By following this approach, Huang and Wu [33] estimate normal pulsar initial periods of a few milliseconds. Vranešević et al. [34] find that up to 40% of pulsars are born with periods ranging between 0.1 and 0.5 s. Similar results were obtained by Lorimer et al. in [35] and by Vivekchand and Narayan [36].

Theoretical models of cosmic-ray positron production in nearby pulsar magnetosphere [20,21] lead to a good agreement with PAMELA [11] data by assuming for these pulsars initial periods of 40 ms or 60 ms. A pulsar origin for the e^+ excess in cosmic rays was also considered in [37] with analogous findings.

Bednarek and Bartosik [38,39] have shown that their model for high-energy cosmic rays accelerated by pulsars appears consistent with composition and spectra observations between a few $\times 10^{15}$ eV and a few $\times 10^{18}$ eV by assuming for pulsar birth periods an average value of 400 ms. Giller and Lipski [40] and, recently, Feng, Kotera and Olinto [41] found consistent results.

In conclusion, the majority of observations and models summarized in Table 1 indicate that pulsar initial periods are of the order of magnitude of tens of milliseconds and above. Therefore, in principle, circumpulsar disk formation near the light cylinder of young pulsars is allowed [15].

4 Characteristics of disks around isolated young and middle aged pulsars

4.1 Supernova mass fallback rate and circumpulsar disk masses

In section 2 we have recalled that circumpulsar disks form if the in-falling matter has an angular momentum or in the case the total pulsar energy output, L , matches the gravitational potential energy gained by the in-falling matter:

$$\dot{M} \frac{GM_o}{r_{lc}} = L \quad (1)$$

where G is the gravitational constant, \dot{M} is the in-falling matter rate, $r_{lc}=c/\Omega$ represents the pulsar light cylinder radius with c the speed of light, $\Omega=(2\pi)/P$, P is the pulsar period and $M_o= 1.4 M_{\odot}$ is the pulsar mass.

The characteristics of circumpulsar disks are expected to change with time. In particular disks surrounding pulsars with ages larger than 10^5 years are supposed to be neutral [42,43]. For disks formed by supernova fallback matter, Cannizzo, Lee and Goodman [43] suggest that the in-falling matter rate presents a transient phase during which the accretion is nearly constant with time t ($\dot{M}(t) \simeq \dot{M}(t_o)$) and after that declines in a power-law:

$$\dot{M}(t) = \dot{M}(t_o) \left(\frac{t}{t_o} \right)^{-\alpha} \quad (2)$$

with $t_o \simeq 300$ s, $\alpha=1.25$ and $\dot{M}(t_o)=6.9 \times 10^{20}$ g s $^{-1}$ - 1.1×10^{29} g s $^{-1}$. On the basis of this modelization, after 5×10^5 years, for instance, the matter fallback rate is 3.68×10^6 g s $^{-1}$. In [44] the infall matter rate is assumed constant and typically of 10^{16} g s $^{-1}$ - 10^{17} g s $^{-1}$ as found by Menou, Perna and Hernquist for the Crab pulsar [3]. Both modelizations lead to the plausible result that disk masses range in the interval between $10^{-5} M_{\odot}$ - $10^{-2} M_{\odot}$ (10^{25} kg - 10^{28} kg) as reported in [5] and references therein.

The mass fallback rate allowing for disk formation can be determined from equation 1 as a function of the pulsar period [19]. Results are reported in figure 1. Lower and upper limits to the periods of young and middle aged pulsars of 40 ms and 500 ms, respectively, are used as case studies. Slightly smaller magnetic fields were considered for middle aged pulsars with respect to younger ones (see [45] for details).

In figure 1 it can be observed that large mass fallback rates are needed for disk formation around young pulsars (as suggested by Cannizzo, Lee and Goodman [43]), while fallback matter rates of 10^{16} g s $^{-1}$ - 10^{17}

g s^{-1} would be sufficient for disk building up around young and middle aged pulsars with periods of hundreds of milliseconds.

4.2 Circumpulsar disk dimensions

The inner radius of disks around young pulsars is set equal to the size of the light cylinder by several authors (see for instance [3]) due to the propeller effect of matter penetrating the light cylinder. We make the same assumption here by also taking into account the result of the work by Currie and Hansen [13] for the formation of Keplerian disks near the pulsar light cylinder. The outer radius of the disk is set twice the inner radius. This choice follows from similar characteristics of the disk observed around the AXP 4U 0142+61 [2].

5 Circumpulsar disk precession

Disk free precession may result from the misalignment between the angular momentum of the disk and the neutron star that most likely receives a kick during the supernova explosion. The dispersed radio emission from the 1.6 million year old pulsar PSR 1931+24 is compatible with the presence of a a precessing disk, formed from supernova fallback matter or interstellar matter, entering the light cylinder periodically [9]. This observation seems to suggest that rigid-body disk precession around magnetized neutron stars can be considered for disks lying outside the light cylinder as it was suggested by Pfeiffer and Lai [46] for disks penetrating the light cylinder. The age of PSR 1931+24 seems also to indicate that pulsar-disk systems have long lifetimes. In Grimani [5] we have considered an analogous possibility for the pulsar B0656+14 where a precessing disk could quench radio and pair production in the pulsar magnetosphere. Precessing disks were also observed in X-ray binaries and active galactic nuclei (e.g. [47] and references therein). The Keplerian frequency associated to circumpulsar precessing disks is that corresponding to the disk inner radius [4,48]. Pulsars with periods in the interval 40 ms - 500 ms present light cylinders ranging between 1.9×10^3 km and 2.4×10^4 km. Disk dimensions would be equal to 1.9×10^3 km - 3.8×10^3 km and 2.4×10^4 km - 4.8×10^4 km for young and middle aged pulsars, respectively.

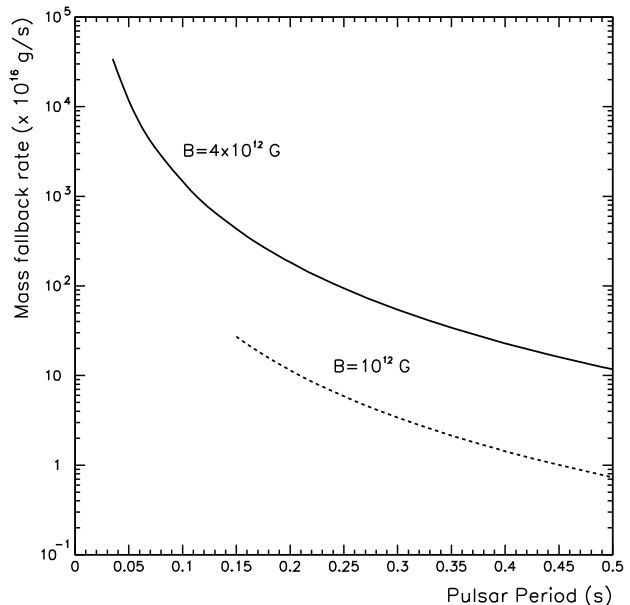


Fig. 1 Mass fallback rate allowing for circumpulsar disk building up versus pulsar period. Different values for the pulsar surface magnetic field (B) were considered for young (4×10^{12} G; continuous line) and middle aged pulsars (10^{12} G; dashed line).

6 Detectability of circumpulsar disks

6.1 Infrared/optical/X-ray surveys for circumpulsar disk detection

After the discovery of the planetary system around the millisecond pulsar PSR 1257+12, searches for circumstellar matter around neutron stars were conducted around objects of different characteristics and ages with near, mid, far-infrared and optical observations. The X-ray emission is found to provide precious clues about the origin of the infrared emission from the disk. In 1993 Van Buren and Terebey [49] searched the IRAS database for far-infrared emission from the locations of 478 known pulsars. The flux density sensitivity was larger than 500 mJy and the result was that none of the stars showed the presence of disks. A following more sensitive search for $10 \mu\text{m}$ emission from PSR 1257+12 indicated a flux upper limit of 7 ± 11 mJy. Kock-Miramond et al. [50] searched for evidence of emission at $15 \mu\text{m}$ from six nearby pulsars, both isolated and in binary systems, up to a distance of 1 kpc. No emission was detected. For the nearest pulsar J0108-1431 the 3σ upper limits on the flux density was about 66 mJy at $15 \mu\text{m}$ and 22.5 mJy at $90 \mu\text{m}$. The authors of this work set upper limits to the mass of circumpulsar dust in a range

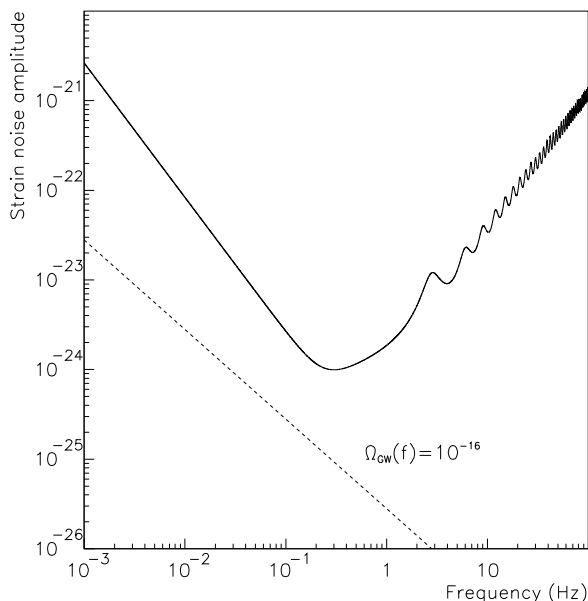


Fig. 2 Amplitude of the BBO instrumental noise compared to primordial GW background.

between less than 10^{27} kg and less than 10^{23} kg for pulsar distances up to 1 kpc. However, these observations were mainly sensitive to dust with $T \gtrsim 300$ K. In case the temperature around old neutron stars is smaller or the disk heating efficiency is quite low, sub-millimeter emission detection would be privileged.

Phillips and Chandler [51] reported a millimeter and sub-millimeter disk search from five neutron stars: two middle aged, isolated pulsars with characteristic ages of 10^6 - 10^7 years and three millisecond pulsars with ages of 10^8 - 10^9 years. The distance of these pulsars range between 100 pc and 3.6 kpc. No emission was found down to very low noise limits. Upper limits to disk masses of 10^{-3} - $10^{-4} M_{\odot}$ for nearby pulsars and between 10^{-3} and a few solar masses for the most distant pulsars were consequently set.

More recently, Posselt et al. [52] presented the results of sub-millimeter measurements from RX J1856.5-3754, a neutron star located at 167 pc. Observations could have been explained by a passively irradiated disk surrounding the star. Under these conditions, a mass accretion of 10^{14} g s $^{-1}$, a disk inner radius of 10^{14} cm and an upper limit to the disk mass of a few Earth masses were estimated.

In the case of the disk observed around the AXP 4U 0142+61, Wang, Kaplan and Chackrabarty [2] inferred from the comparison of X-ray, optical and mid-infrared observations that the disk was passively illuminated by

the X-ray emission from the star. In addition, they found that accretion was not the origin of the X-ray emission since accretion would have generated an optical flux well above observations. It is generally assumed that the X-ray emission is due to magnetar activity. In conclusion, at present time electromagnetic surveys allow for the detection of disks with masses larger than 10^{27} kg within a few kpc distance, at most.

6.2 Gravitational wave detection from circumpulsar precessing disks

A discussion on the possibility to detect circumpulsar planetary systems and precessing disks through gravitational wave observations near Earth was presented in [4]. The precession of an axisymmetric disk occurs when the disk axis of rotation and symmetry axis are not aligned. The frequencies of gravitational waves generated by circumpulsar disk precession are ω and 2ω , where ω is defined as it follows [4,53]:

$$\omega = \frac{I_3}{I_1 \cos \theta} \Omega_3. \quad (3)$$

We call I_1 , I_2 and I_3 the principal moments of inertia with respect to the principal axes, x_1 , x_2 and x_3 , fixed in the disk. Ω_3 is the angular velocity along the symmetry axis x_3 and θ is the wobble angle defined as the angle between the angular momentum and the symmetry axis of the disk.

In the literature Ω_3 is commonly assumed equal to the Keplerian frequency Ω_K [53] at the inner disk radius (see for example [4,48]). We recall that the Keplerian frequency for the disk is determined from the equation $V = \Omega_K R$, where V is the disk velocity at the inner radius, R , and $V = \sqrt{GM_o/R}$ where G and M_o were defined in section 4.

Under the small wobble angle approximation ($\theta = 0.1$ degrees), the corresponding gravitational wave frequencies are approximately 10.4(20.7) Hz for young pulsars and 0.23 (0.46) Hz for middle aged pulsars.

The gravitational wave amplitudes (h) depend on the inclination angle (i) of the disk angular momentum with respect to the line of sight (see [53] and references therein for details). For instance, in the case $i \simeq 0$ and θ small:

$$h \simeq \frac{G}{c^4} \frac{\omega^2}{r} \Delta I \theta^2 \quad (4)$$

where r is the distance between the precessing disk and the observer and ΔI is defined as follows:

$$I_1 = I_2 = \frac{1}{2} I_3 = \Delta I. \quad (5)$$

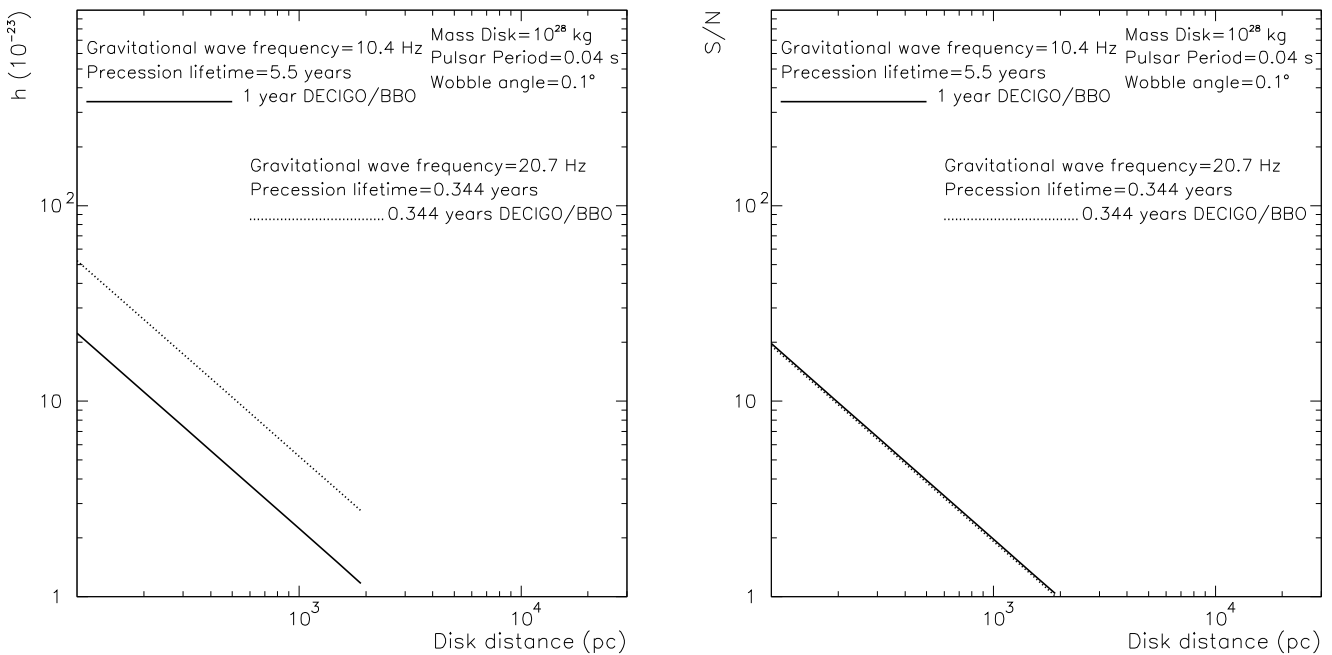


Fig. 3 Left panel. Amplitude of gravitational waves generated by Keplerian disks of 10^{28} kg mass precessing around the light cylinder of young pulsars. Right panel. S/N ratio estimated for DECIGO/BBO.

If we take into account the component of the radiation reaction torque perpendicular to the angular momentum, under the small angle approximation only, the wobble angle change can be expressed as a function of θ :

$$\dot{\theta} = -\frac{1}{\tau_{\theta}}\theta \quad (6)$$

where:

$$\frac{1}{\tau_{\theta}} = \frac{2G}{5c^5} \frac{(\Delta I)^2}{I_1} \omega^4. \quad (7)$$

For the detection of gravitational waves generated by precessing circumpulsar disks we consider the DECIGO [17] and BBO [18] missions. The DECIGO/BBO interferometers consist of a constellation of four triangular LISA (Laser Interferometer Space Antenna)-like apparatus [54] orbiting the Sun at 1 AU. In figure 2 we have reported the BBO sensitivity curve [18,55]. An analogous performance was predicted for DECIGO.

The BBO sensitivity curve was estimated from the experiment spectral noise densities ($S^n(A)$; $S^n(E)$; $S^n(T)$) reported in equations 8 and 9 as a function of frequency, f , for the experiment uncorrelated channels A, E and T [55,56]:

$$\begin{aligned} S^n(A) &= S^n(E) = 16 \sin^2(2\pi fL/c) (3 + 2 \\ &\quad \cos(2\pi fL/c) + \cos(4\pi fL/c)) S^{tm} + \\ &\quad 8 \sin^2(2\pi fL/c) \\ &\quad (2 + \cos(2\pi fL/c)) S^{shot} \end{aligned} \quad (8)$$

$$\begin{aligned} S^n(T) &= 128 \sin^2(2\pi fL/c) \sin^4(\pi fL/c) S^{tm} + \\ &\quad 16 (1 - \cos(2\pi fL/c)) \\ &\quad \sin^2(2\pi fL/c) S^{shot} \end{aligned} \quad (9)$$

with test-mass noise $S^{tm} = S^{acc}/(2\pi fc)^2$ and shot noise $S^{shot} = (h\omega_o/(P_{rec}2\pi)) (2\pi f/\omega_o)^2$ in terms of double sided spectral densities. We recall that the channels A, E and T are defined in terms of basic vectors X_1 , X_2 and X_3 . Each time-delay interferometry X_i mimic an unequal arm Michelson interferometer centered at the interferometer i . The standard design of BBO provides a spectral density of test-mass acceleration $S^{acc} = 9 \times 10^{-34} \text{ m}^2/\text{s}^4/\text{Hz}$ assumed equal for all test masses and a light power, P_{rec} , equal to 9 W as received by a spacecraft from one of its neighbors. The carrier frequency of the laser is $\omega_o = 5.31 \times 10^{15} \text{ s}^{-1}$ and $L = 50000 \text{ km}$ is the nominal arm length of the interferometer.

The signal-to-noise (S/N) ratio for a *quasi periodic* signal, can be estimated on the basis of the well approximated expression (see for example [57]):

$$S/N \approx \frac{h_o}{S_n} \sqrt{\Delta t} \quad (10)$$

where h_o is the amplitude of the GW signal, S_n is the mean value of the linear power spectral density and Δt is the observation time.

In the following we focus on GWs generated by the precession of disks formed near the light cylinder of young (hereafter pulsars with an age $< 10^5$ years) and middle aged (pulsars with an age $\leq 5 \times 10^5$ years) pulsars since these GWs lie in the range of frequency of

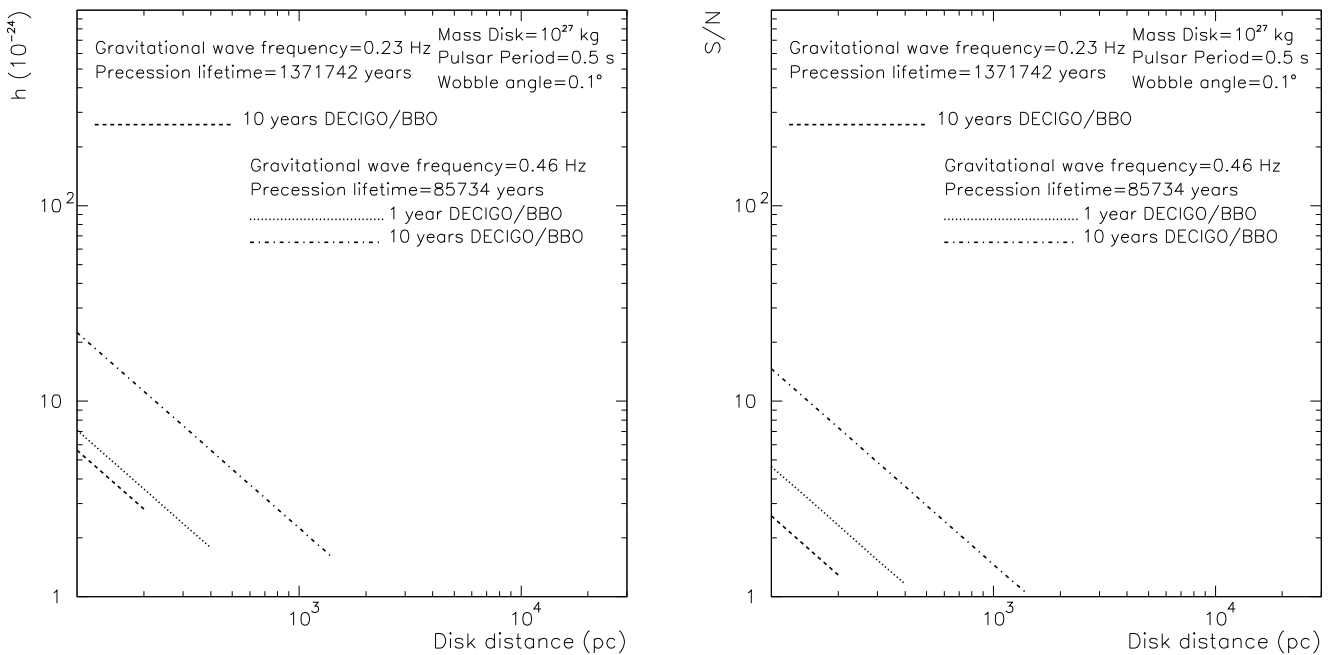


Fig. 4 Left panel. Amplitude of gravitational waves generated by precessing Keplerian disks of 10^{27} kg mass formed around the light cylinder of middle aged pulsars. Right panel. S/N ratio estimated for DECIGO/BBO.

maximum sensitivity of DECIGO and BBO. The S/N ratios for these gravitational waves possibly observed on DECIGO /BBO interferometers are also determined. We consider here wobble angles of 0.1 degrees and 5 degrees [58] and disk masses ranging between 10^{25} and 10^{28} kg. DECIGO/BBO mission possible durations of 1 and 10 years are assumed. Results are reported in figure 3 for young pulsars and figures 4 and 5 for middle aged pulsars when wobble angles of 0.1° are considered. GW amplitudes appear in the left panels while S/N ratios appear in the right panels of these figures. Gravitational waves of frequencies near 1 Hz are privileged for detection in terms of both gravitational wave amplitude and disk precession lifetime. Precessing disks around young and middle aged pulsars with masses larger than 10^{27} kg and wobble angles of 0.1 degrees can be detected with S/N ratios larger than one within a few kpc from the Solar System during one year of DECIGO/BBO mission duration, while heavier disks surrounding middle aged pulsars can be observed up to 20 kpc for ten year DECIGO/BBO mission duration. Disks around middle aged pulsars with masses above 10^{25} kg would be detected for the whole disk precessing period for wobble angles of 5 degrees at 0.2-0.4 Hz at distances larger than 10 kpc. Detection appears extremely unlikely for gravitational wave frequencies above 30 Hz due to small disk precessing time.

We point out that gravitational wave signals generated by precessing disks below 1 Hz lie above those expected from primordial gravitational waves as it can be

observed in figure 2 [18]. Coalescing intermediate-mass black hole binaries could also be feasible sources of gravitational waves in the same frequency range of circumpulsar precessing disks [17]. However, doubts remain about the very existence of intermediate-mass black holes [59].

The realization of future space interferometers appears more feasible after the European Space Agency in November 2013 selected the *Gravitational Universe* as one of its corner-stone science themes. In particular, the eLISA mission should be the first interferometer devoted to gravitational wave detection in space operating in the interval 10^{-4} - 10^{-1} Hz. The maximum sensitivity expected for eLISA is 3×10^{-21} at 10^{-2} Hz [60], while at 1 Hz is six orders of magnitude smaller than that expected for DECIGO/BBO. eLISA would be able to detect precessing circumpulsar disks within 100 pc between 10^{-2} Hz and 1 Hz with a S/N ratio of 1 with 10 year mission by assuming wobble angles of at least a few degrees. Unfortunately, as we will show in the next section, no more than one middle aged pulsar-disk system is expected to be found within this distance.

Therefore, eLISA is not expected to be able to detect circumpulsar precessing disks.

7 Upper limit to the detection rate of circumpulsar disks with DECIGO/BBO

In order to estimate the possible number of detectable pulsar-disk systems in the Sun environment, we use the

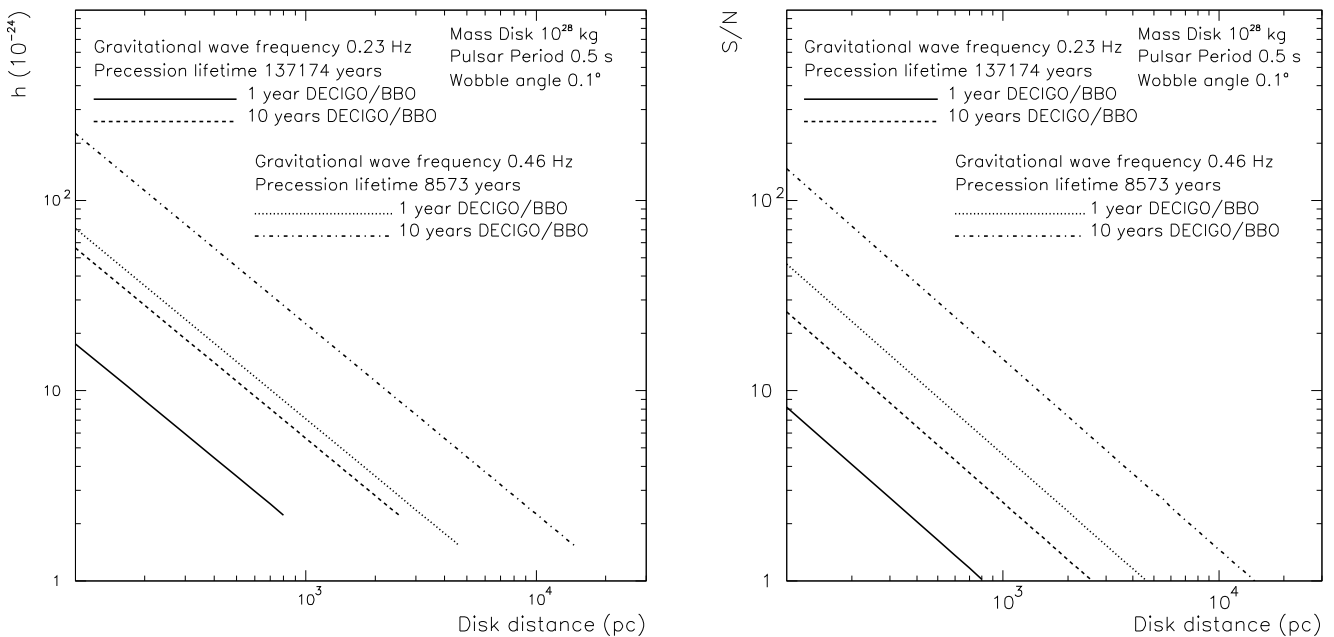


Fig. 5 Same as figure 4 for disk masses of 10^{28} kg. Right panel. Same as figure 4.

results of the work reported by Jiang and Li in [6]. These authors simulated the evolution of 2×10^6 neutron stars up to an age of 10^4 years by assuming a possible disk formation in the whole sample of the studied stars. Plausible values following from experimental evidences and theoretical models for neutron star surface magnetic fields, initial periods and disk masses were used in the simulations. For the star surface magnetic fields, a log-normal distribution of mean 12.5 and standard deviation 0.3 was considered. The neutron star initial periods were assumed uniformly distributed between 10 ms and 100 ms and for the initial mass of the disks the $\log(\dot{M}_o t_o/M_\odot)$ was uniformly distributed between -6 and -2. It was found that depending on the propeller mechanism actually applying, a fraction ranging between 25% and 50% of pulsars is compatible with surrounding disks in the age range 10^3 - 10^5 years. We conclude that, on the basis of the results reported in section 3, the upper limit of 50% of pulsars surrounded by disks follows from considering initial periods smaller than 50 ms for half of the simulated pulsar sample. In conclusion, this simulation work indicates that, in principle, the whole sample of isolated pulsars could be surrounded by disks.

The spatial distribution of pulsars in the Galaxy can be inferred from [25,61]. In these works the authors show that pulsars are concentrated in the Milky Way spiral arms and present a radial distribution with a maximum at 3.5 kpc from the galactic center (GC). On the basis of figure 2 in both above papers, we find that approximately 13% of pulsars can be found in the

Table 2 Estimates of the number of active pulsars in the Milky Way. Table reference legend: VN81 [36]; LMT85 [63]; N87 [64]; LEA93 [65]; VEA04 [34].

Author	Number of active pulsar
VN81	6×10^5
LMT85	2×10^5
N87	1.5×10^5
LEA93	7×10^4
VEA04	7×10^4 - 1.2×10^5

region of the Galaxy between 7.5 and 9.5 kpc from the GC. This fraction increases to 36% between 6 and 11 kpc from the GC. We recall that the Solar System lies at 8.5 kpc from the GC.

By assuming a PB of one pulsar born every 60 years (see section 3) and an upper limit to the active pulsar lifetime of 2×10^7 years [62], the maximum number of active pulsars in our galactic disk comes to be 3.3×10^5 . This simple estimate is consistent with the results obtained with radio surveys as it can be observed in Table 2. A uniform distribution of active pulsars versus age indicates that a fraction of 2.5% of the galactic sample is constituted by pulsars younger than 5×10^5 years: this amounts to 8250 pulsars.

The average number density of young and middle aged pulsars within 1 kpc from the Solar System is, for instance, 33 pulsars kpc^{-3} . This result follows from the previously mentioned figure 2 of the works by Faucher-Giguère and Kaspi [25] and Guseinov and Kosumov [61] by considering an effective Milky Way disk volume of

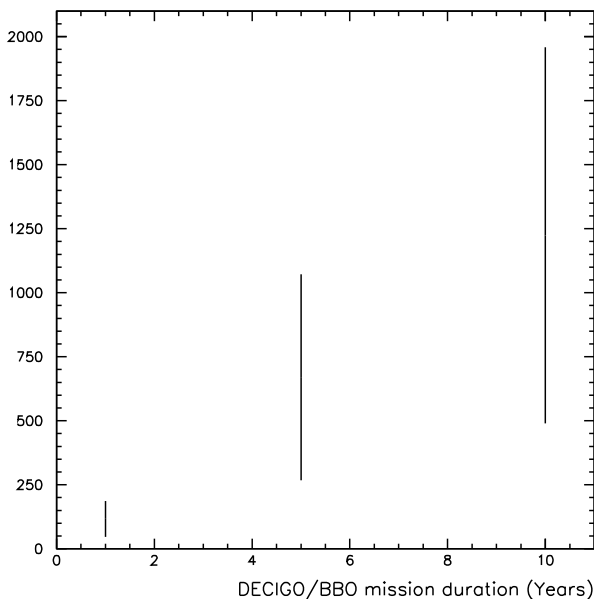


Fig. 6 Estimate of the minimum and maximum numbers of precessing disk detections around middle aged pulsars versus DECIGO/BBO mission duration. Disks with masses larger than 10^{27} kg and wobble angles of 0.1 degrees were considered.

32.8 kpc^3 for the region between 7.5 and 9.5 kpc from the GC.

In the case of young pulsars and small wobble angles, from figure 3 we find that only those stars within 1 kpc with disk masses larger than 5×10^{27} kg could be detected. Young pulsars have a number density of 11 kpc^{-3} . By assuming that disk masses are uniformly distributed between 10^{25} kg and 10^{28} kg, a fraction of 2.5^{-1} of disks could be detected because of the minimum required mass. The minimum and maximum numbers of detections are set on the basis of the work by [6]. We find a maximum number of possible detections of 4 at 10.4 Hz, the minimum number would be 1 by assuming one year DECIGO/BBO mission. For middle aged pulsars (10^5 - 5×10^5 years) and small wobble angles, the higher detection rate is expected at 0.46 Hz for disk masses larger than 10^{27} kg (see figure 5). Results are shown in figure 6.

In case of wobble angles of a few degrees, up to thousands of precessing disks could be detected up to tens of kpc distance in one year of DECIGO/BBO mission.

8 Conclusions

Pulsar average initial parameters are compatible with the possibility that a large fraction of young and middle aged pulsars are surrounded by disks. Precessing Keplerian disks near the light cylinder of young and middle aged pulsars are expected to generate gravitational waves in the frequency range 0.2-20 Hz. Detection of these gravitational waves appears feasible near one Hz with the future DECIGO/BBO space interferometers. Up to thousands of disk-pulsar systems could conceivably be detected up to tens of kpc distance during ten year space interferometer mission durations and disk masses larger than 10^{27} kg under the small wobble angle approximation. Gravitational waves generated by smaller mass precessing disks could be observed for wobble angles of a few degrees.

The observations of gravitational waves generated by circumpulsar disks will allow us to estimate the disk geometrical characteristics and to study their role in quenching the particle production in the pulsar magnetosphere.

Cosmic-ray positrons observed near Earth at energies larger than tens of GeV are produced within one kpc from the Solar System. In case they originate in the magnetosphere of middle aged pulsars, the characteristics of circumpulsar disks inferred from gravitational wave measurements should be properly taken into account in e^+ production models.

Acknowledgments

This research work was funded by the Department of Basic Sciences and Fundamentals of the University of Urbino “Carlo Bo”, Italy. The author is very grateful to Dr. J. Harms of the INFN-Florence (Italy) for providing precious comments and data to reproduce figure 3. A special thank is due to K. J. Kieswetter for kindly proofreading the manuscript and to M. Fabi for technical support.

References

1. A. Wolszczan and D. A. Frail, *Nature* **355**, 145 (1992)
2. Z. Wang, D. Chakrabarty and D. L. Kaplan, *Nature* **440**, 772 (2006)
3. K. Menou, R. Perna and L. Hernquist, *Astrophys. J.* **554**, L63 (2001)
4. C. Grimani, *Class. Quant. Grav.* **26**, 235009 (2009)
5. C. Grimani, *Adv. Sp. Res.* **51**, 322 (2013)
6. Z. B. Jiang and X. D. Li, *J. Astron. Astrophys.* **5**, 487 (2005)
7. H. Tong, L. M. Song and R. X. Xu, *Astrophys. J.* **738**, 31 (2011)

8. P. Chatterjee, L. Hernquist and R. Narayan, *Astrophys. J.* **534**, 373 (2000)
9. X. D. Li, *Astrophys. J.* **646**, L139 (2006)
10. I. Erdeve, E. Kalemci and M. A. Alpar, *Astrophys. J.* **696**, 1792 (2009)
11. O. Adriani et al., *Astrop. Phys.* **34**, 1 (2010)
12. M. Aguilar et al., *Phys. Rev. Lett.* **110**, 141102 (2013)
13. T. Currie and B. Hansen, *Astrophys. J.* **666**, 1232 (2007)
14. R. Perna et al., *Astrophys. J.* **781**, 119 (2014)
15. K. Y. Ekşi, L. Hernquist and R. Narayan, *Astrophys. J.* **623**, L41 (2005)
16. A. Wolszczan, *Physica Scripta* **T130**, 014005 (2008)
17. S. Kawamura et al., *Class. Quant. Grav.* **28**, 094011 (2011)
18. C. Cutler and J. Harms., *Phys. Rev. D* **73**, 042001 (2006)
19. F. C. Michel, *Nature* **333**, 644 (1988)
20. I. Büshing et al., *Astrophys. J.* **678**, L39 (2008)
21. D. Hooper, P. Blasi and P. D. Serpico, *J. Cosm. Astrop. Phys.* **025** (2009)
22. M. Di Mauro et al., *J. Cosm. Astrop. Phys.* **1404** (2013)
23. R. Perna, L. Hernquist and R. Narayan, *Astrophys. J.* **541**, 344 (2000)
24. A. A. Abdo et al., *Astrophys. J. Suppl.* **187**, 460 (2010)
25. C. A. Faucher-Giguère and V. M. Kaspi, *Astrophys. J.* **643**, 332 (2006)
26. R. Diehl et al., *Nature* **439**, 45 (2006)
27. K. P. Watters and R. W. Romani, *Astrophys. J.* **727**, 123 (2011)
28. Y. J. Du, R. X. Xu, and G. J. Qiao, *Mon. Not. Royal Astron. Soc.* **399**, 1587 (2009)
29. K. Maciesiak, J. Gil and V. A. Ribeiro, *Mon. Not. Royal Astron. Soc.* **414**, 1314 (2011)
30. E. van der Svaluw and Y. Wu, *Astrophys. J.* **555**, L49 (2001)
31. S. L. Shapiro and S. A. Teukolski, *Black Holes, White Dwarfs and Neutron Stars*, ed. by Wiley-Interscience (New York, 1983)
32. M. A. Alpar, A. Ankay and E. Yazgan, *Astrophys. J.* **557**, L61 (2001)
33. Z. K. Huang and X. J. Wu, *Acta Astr. Sin. Suppl.* **44**, 227 (2003)
34. N. Vranesevic et al., *Astrophys. J.* **617**, L139 (2004)
35. D. R. Lorimer et al, *Mon. Not. Royal Astron. Soc.* **372**, 777 (2006)
36. M. Vivekchand and R. Narayan, *J. Astrophys. Astr.* **2**, 315 (1981)
37. C. Grimani, *Proceedings of the 31st Intern. Cosmic Ray Conf. (Beijing)*, **6**, 209 (2011)
38. W. Bednareck and K. M. Bartosik, *Astron. and Astrophys.* **423**, 405 (2004)
39. W. Bednareck and K. M. Bartosik, *Proceedings of the 29th Intern. Cosmic Ray Conf. (Pune)* **6**, 349 (2005)
40. M. Giller and M. Lipski, *J. Phys. G: Nucl. Phys.* **28**, 1275 (2002)
41. K. Feng, K. Kotera and A. V. Olinto, *J. Cosm. Astrop. Phys.* **3**, 010 (2013)
42. J. M. Cordes and R. M. Shannon, *Astrophys. J.* **682**, 1152 (2008)
43. J. K. Cannizzo, H. M. Lee and J. Goodman, *Astrophys. J.* **351**, 38 (2001)
44. D. Marsden, L. E. Lingenfelter and R. E. Rothschild, *Astrophys. J.* **547**, L45 (2001)
45. C. Grimani, *Astron. Astrophys.* **474**, 339 (2007)
46. H. P. Pfeiffer and D. Lai, *Astrophys. J.* **604**, 766 (2004)
47. G. I. Ogilvie and G. Dubus, *Mon. Not. Royal Astron. Soc.* **320**, 485 (2001)
48. M. H. Erkut, *Proceedings of the Am. Inst. Phys.* **1379**, 103 (2011)
49. D. Van Buren and S. Terebey, *Astrophys. J.* **351**, 38 (2001)
50. L. Kock-Miramond et al., *Astron. and Astrophys.* **387**, 233 (2002)
51. J. A. Phillips and C. J. Chandler, *Astrophys. J.* **420**, L83 (1994)
52. B. Posselt et al., *Mon. Not. Royal Astron. Soc.* **405**, 1840 (2010)
53. H. K. Lee, H. C. Lee and K. Hongsu, *J. Kor. Phys. Soc.* **45**, 564 (2004)
54. LISA:system and technology study report, ESA document ESA-SCI (2000)
55. J. Harms, Private communication
56. J. Harms et al., *Phys. Rev. D* **77**, 123010 (2008)
57. F. Vetrano, *Proceedings of the CLXXXVIII course of the Varenna School (2013): Atom Interferometry* ed. by M.Kasevich & G.M.Tino (2014) in press
58. M. M. Montgomery, *Astrophys. J.* **745**, L25 (2012)
59. M. Mapelli, A. Ferrara and N. Rea, *Mon. Not. Royal Astron. Soc.* **368**, 1340 (2006)
60. The eLISA consortium: P. Amaro Seoane et al., arXiv:1305.5720 [astro-ph.CO]
61. O. H. Guseinov and F. K. Kosumov, *Astroph. Sp. Sc.* **59**, 285 (1978)
62. P. F. Michelson and K. S. Wood, *Mon. Not. Royal Astron. Soc.* **241**, 769 (1989)
63. A. G. Lyne, R. N. Manchester and J. H. Taylor, *Mon. Not. Royal Astron. Soc.* **213**, 613 (1985)
64. R. Narayan, *Astrophys. J.* **319**, 162 (1987)
65. D. R. Lorimer et al., *Mon. Not. Royal Astron. Soc.* **263**, 403 (1993)