

Imaginary Geometry I: Interacting SLEs

Jason Miller and Scott Sheffield

Abstract

Fix constants $\chi > 0$ and $\theta \in [0, 2\pi)$, and let h be an instance of the Gaussian free field on a planar domain. We study flow lines of the vector field $e^{i(h/\chi+\theta)}$ starting at a fixed boundary point of the domain. Letting θ vary, one obtains a family of curves that look locally like SLE_κ processes with $\kappa \in (0, 4)$ (where $\chi = \frac{2}{\sqrt{\kappa}} - \frac{\sqrt{\kappa}}{2}$), which we interpret as the rays of a random geometry with purely imaginary curvature.

We extend the fundamental existence and uniqueness results about these paths to the case that the paths intersect the boundary. We also show that flow lines of different angles cross each other at most once but (in contrast to what happens when h is smooth) may bounce off of each other after crossing. Flow lines of the same angle started at different points merge into each other upon intersecting, forming a tree structure. We construct so-called *counterflow lines* ($\text{SLE}_{16/\kappa}$) within the same geometry using ordered “light cones” of points accessible by angle-restricted trajectories and develop a robust theory of flow and counterflow line interaction.

The theory leads to new results about SLE. For example, we prove that $\text{SLE}_\kappa(\rho)$ processes are almost surely continuous random curves, even when they intersect the boundary, and establish Duplantier duality for general $\text{SLE}_{16/\kappa}(\rho)$ processes.

Contents

1	Introduction	3
1.1	Overview	4
1.2	Background and setting	10
1.3	Coupling of paths with the GFF	15
1.4	Main results	20
1.5	Outline	32
2	The Schramm-Loewner evolution	33
2.1	Overview of SLE_κ	33
2.2	Definition of $SLE_\kappa(\rho)$	33
2.3	Martingale characterization of $SLE_\kappa(\rho)$	42
3	The Gaussian free field	53
3.1	Construction and basic properties	53
3.2	Local sets	61
3.3	Proof of Theorem 1.1	74
4	Dubédat’s argument	83
4.1	Critical heights for boundary intersection, path continuation	84
4.2	A special case of Theorem 1.2	89
5	The non-boundary-intersecting regime	93
5.1	Monotonicity of flow and counterflow lines	94
5.2	Light cone construction of counterflow lines	100
6	Interacting flow lines	109
6.1	The conditional mean	110
6.2	Existence and continuity of Loewner driving functions	122
7	Proofs of main theorems	127
7.1	Two boundary force points	128
7.2	Monotonicity, merging, and crossing	133
7.3	Continuity for many boundary force points	143
7.4	Counterflow lines	154
7.5	The fan is not space filling	167
	References	169

Acknowledgments. We thank Bertrand Duplantier, Steffen Rohde, Oded Schramm, Wendelin Werner, and David Wilson for helpful discussions. We also thank Nike Sun, Sam Watson, and several anonymous referees for very helpful comments which have led to many significant improvements.

1 Introduction

All readers are familiar with two dimensional Riemannian geometries whose Gaussian curvature is purely positive (the sphere), purely negative (hyperbolic space), or zero (the plane). In this paper, we study “geometries” whose Gaussian curvature is purely *imaginary*. We call them *imaginary geometries*.

Imaginary geometries have zero real curvature, which means (informally) that when a small bug slides without twisting around a closed loop, the bug’s angle of rotation is unchanged. However, the bug’s *size* may change (an *Alice in Wonderland* phenomenon that further justifies the term “imaginary”).¹ “Straight lines” and “angles” are well-defined in imaginary geometry, and the angles of a triangle always sum to π , but “distance” is not defined.

A simply connected imaginary geometry can be described by a simply connected subdomain D of the complex plane \mathbf{C} and a function $h: D \rightarrow \mathbf{R}$.² The angle- θ ray beginning at a point $z \in D$ is the flow line of $e^{i(h+\theta)}$ beginning at z , i.e., the solution to the ODE

$$\eta'(t) = e^{i(h(\eta(t))+\theta)} \quad \text{for } t > 0, \quad \eta(0) = z \quad (1.1)$$

as in Figure 1.1.³ In this paper we concern ourselves only with these rays, which we view as a simple and complete description of the imaginary geometry.⁴ Our goal is to make sense of and study the properties of these flow lines when h is a constant multiple of a random *generalized* function called the Gaussian free field.

¹In both real and imaginary geometries, parallel transport about a simple loop multiplies a \mathbf{C} -identified tangent space by e^{iC} where C is the integral of the enclosed curvature; these transformations are rotations when C is real, dilations when C is imaginary.

²In the language of differential geometry, an *imaginary geometry* is a two dimensional manifold endowed with a torsion-free affine connection whose holonomy group consists entirely of dilations (c.f. ordinary Riemannian surfaces, whose Levi-Civita holonomy groups consist entirely of rotations), and straight lines are geodesic flows of the connection. The connection endows the manifold with a conformal structure, and by the uniformization theorem one can conformally map the geometry to a planar domain on which the geodesics are determined by some function h in the manner described here [She10].

³Imaginary geometries have also been called “altimeter-compass” geometries [She]. If the graph of h is viewed as a mountainous terrain, then a hiker holding an analog altimeter—with a needle indicating altitude modulo 2π —in one hand and a compass in the other can trace a ray by walking at constant speed (continuously changing direction as necessary) in such a way that the two needles always point in the same direction.

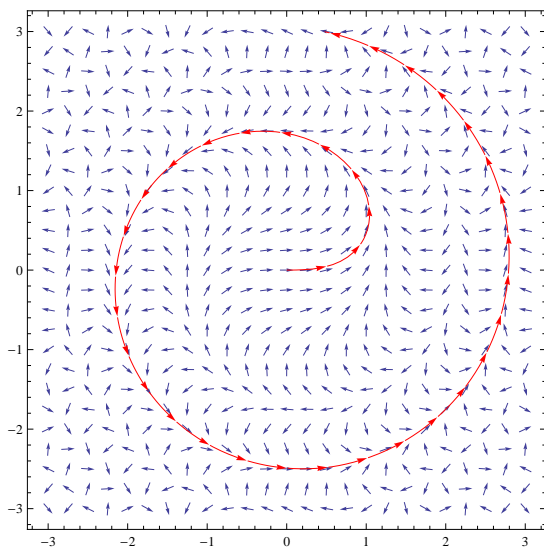
⁴This description is canonical up to conformal coordinate change, see Figure 1.6.

1.1 Overview

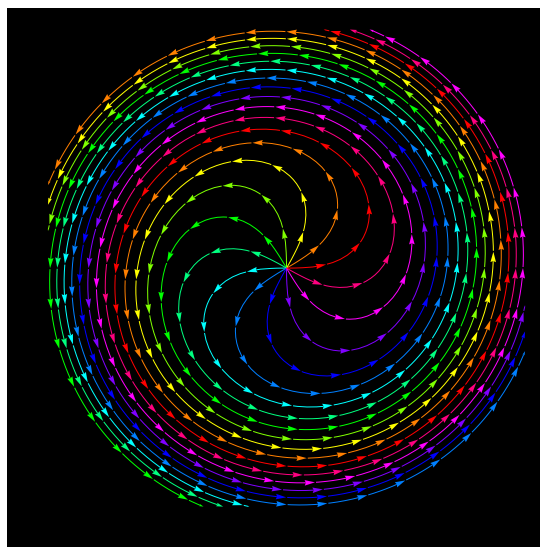
Given an instance h of the Gaussian free field (GFF), constants $\chi > 0$ and $\theta \in [0, 2\pi)$, and an initial point z , is there always a canonical way to define the flow lines of the complex vector field $e^{i(h/\chi+\theta)}$, i.e., solutions to the ODE

$$\eta'(t) = e^{i(h(\eta(t))/\chi+\theta)} \quad \text{for } t > 0, \quad (1.2)$$

beginning at z ? The answer would obviously be yes if h were a smooth function (Figure 1.1), but it is less obvious for an instance of the GFF, which is a distribution (a.k.a. a generalized function), not a function (Figures 1.2–1.5).



(a) The vector field $e^{ih(z)}$ where $h(z) = |z|^2$, together with a flow line started at zero.



(b) Flow lines of $e^{i(h(z)+\theta)}$ for 12 uniformly spaced θ values.

Figure 1.1

Several works in recent years have addressed special cases and variants of this question [She, Dub09b, MS10, SS13, HBB10, IK13, She10] and have shown that in certain circumstances there is a sense in which the paths are well-defined (and uniquely determined) by h , and are variants of the Schramm-Loewner evolution (SLE). In this article, we will focus on the case that z is point on the boundary of the domain where h is defined and establish a more general set of results. (Flow lines beginning at interior points will be addressed in a subsequent paper.) In particular, we show that the paths exist and are determined by h even in settings where they hit and bounce off of the boundary, and we will also describe the interaction of multiple flow lines that hit the boundary and cross or bounce off each other. These topics have never been previously addressed. Ultimately, our goal is to establish a robust theory of the imaginary geometry

of the GFF, with a complete description of all the rays and the way they interact with each other. This will have a range of applications in SLE theory: in particular, this paper will establish continuity results for $\text{SLE}_\kappa(\underline{\rho})$ curves and generalizations of so-called Duplantier duality (i.e., descriptions of the boundaries of $\text{SLE}_{16/\kappa}(\underline{\rho})$ curves), along with a “light cone” interpretation of $\text{SLE}_{16/\kappa}(\underline{\rho})$ that allows these curves to be constructed and decomposed in surprising ways.

This paper is the first in a four-paper series that also includes [MS12a, MS12b, MS13]. Among other things, the later papers will use the theory established here to produce descriptions of the time-reversals of $\text{SLE}_\kappa(\underline{\rho})$ for all values of κ , a complete construction of trees of flow lines started from *interior* points, the first proof that conformal loop ensembles $\text{CLE}_{\kappa'}$ are canonically defined when $\kappa' \in (4, 8)$, and a geometric interpretation of these loop ensembles. In subsequent works, we expect these results to be useful to the theory of Liouville quantum gravity, allowing one to generalize the results about “conformal weldings” of random surfaces that appear [She10], and to complete the program outlined in [She11] for showing that discrete loop-decorated random surfaces have CLE-decorated Liouville quantum gravity as a scaling limit, at least in a certain topology. We will find that many basic SLE and CLE properties can be established more easily and in more generality using the theory developed here.

We will fix $\chi > 0$ and interpret the paths corresponding to different θ values as “rays of a random geometry” angled in different directions and show that different paths started at a common point never cross one another. Note that these are the rays of ordinary Euclidean geometry when h is a constant.

Theorem 1.1 and Theorem 1.2 establish the fact that the flow lines are well-defined and uniquely determined by h almost surely. Theorem 1.1 is the same as a theorem proved in [Dub09b]. For convenience, we have restated it here and provided a proof in Section 3.3. (As stated in [Dub09b], the theorem was conditional on the existence of solutions to a certain SDE, but we will prove this existence in Section 2.) This theorem establishes the existence of a coupling between h and the path with certain properties. Theorem 1.2 then shows that in this coupling, the path is almost surely determined by the field. Theorem 1.2 is an extension of a result in [Dub09b]. Unlike the result in [Dub09b], our Theorem 1.2 applies to paths that interact with the domain boundaries in non-trivial ways, and this requires new tools.

The boundary-intersecting case of Theorem 1.2 and other ideas will then be used to describe the way that distinct flow lines interact with one another when they intersect (see Figure 1.21). We show that the flow lines started at the same point, corresponding to different θ values, may bounce off one another (depending on the angle difference) but almost surely do not cross one another (see Proposition 7.11), that flow lines started at distinct points with the same angle can “merge” with each other, and that flow lines started at distinct points with distinct angles almost surely cross at most once. We give a complete description of the *conditional* law of h given a finite collection of (possibly intersecting) flow lines. (The conditional law of h given multiple flow line segments is

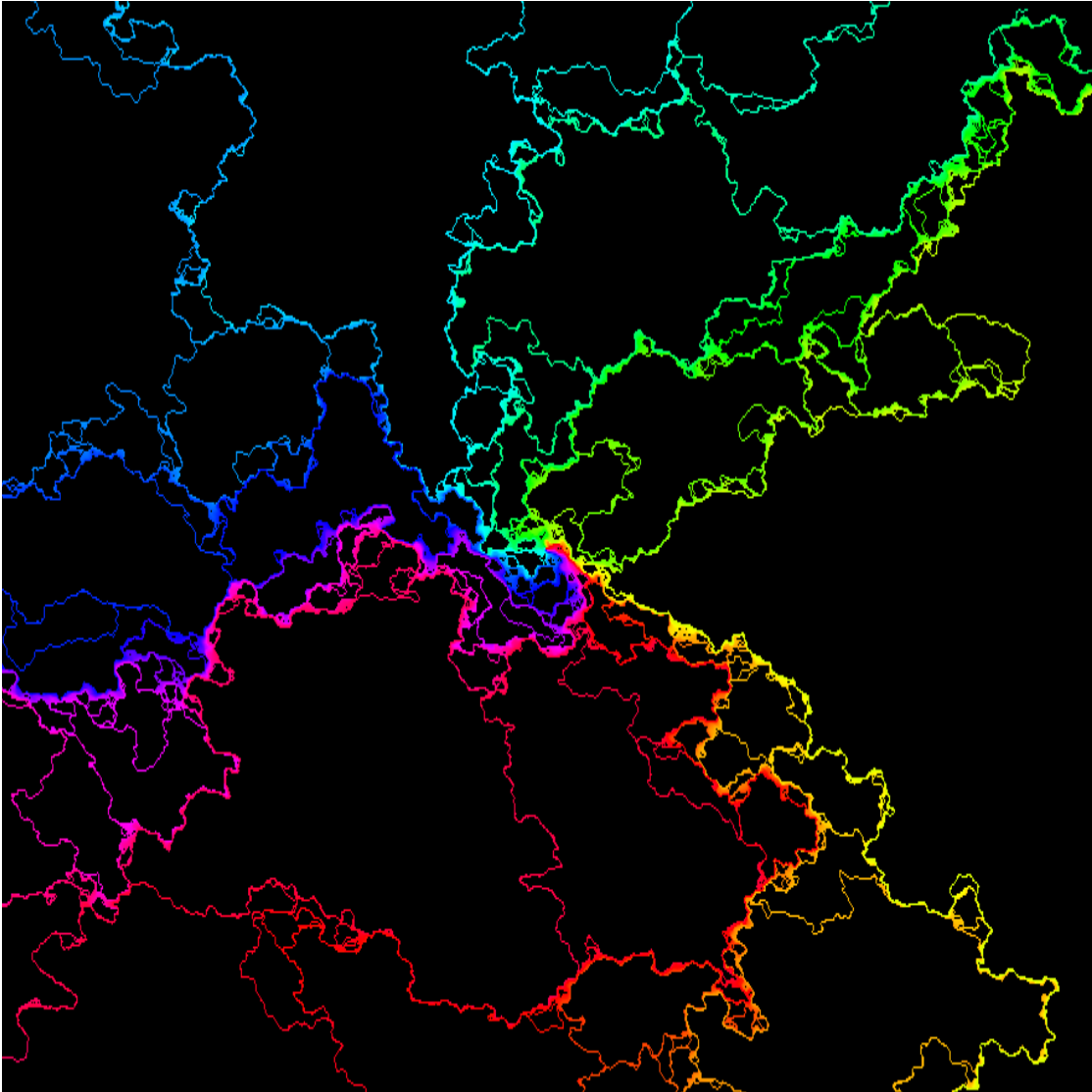


Figure 1.2: Numerically generated flow lines, started at a common point, of $e^{i(h/\chi+\theta)}$ where h is the projection of a GFF onto the space of functions piecewise linear on the triangles of a 300×300 grid; $\kappa = 4/3$ and $\chi = 2/\sqrt{\kappa} - \sqrt{\kappa}/2 = \sqrt{4/3}$. Different colors indicate different values of $\theta \in [0, 2\pi)$. We expect but do not prove that if one considers increasingly fine meshes (and the same instance of the GFF) the corresponding paths converge to limiting continuous paths (an analogous result was proven for $\kappa = 4$ [SS09, SS13]).

discussed in [Dub09b], but the results there only apply to *non-intersecting* segments. Extending these results requires, among other things, ruling out pathological behavior of the conditional expectation of the field — given the paths — near points where the paths intersect.) These are some of the fundamental results one needs to begin to




Figure 1.3: Numerically generated flow lines, started at $-i$ of $e^{i(h/\chi+\theta)}$ where h is the projection of a GFF on $[-1, 1]^2$ onto the space of functions piecewise linear on the triangles of a 300×300 grid; $\kappa = 1/8$. Different colors indicate different values of $\theta \in [-\frac{\pi}{2}, \frac{\pi}{2}]$. The boundary data for h is chosen so that the central (“north-going”) curve shown should approximate an $SLE_{1/8}$ process.

understand (continuum analogs of) Figures 1.2–1.5, 1.7, and 1.8.

As mentioned above, we also establish some new results in classical SLE theory. For example, the flow line technology enables us to show in Theorem 1.3 that the so-called $SLE_\kappa(\rho)$ curves are a.s. continuous even when they hit the boundary. Rohde and Schramm proved that ordinary SLE_κ on a Jordan domain is continuous when $\kappa \neq 8$ [RS05]; the continuity of SLE_8 was proved by Lawler, Schramm, and Werner in [LSW04] (extensions to more general domains are proved in [GRS12]) but their techniques do not readily apply to boundary intersecting $SLE_\kappa(\rho)$, and the lack of a proof for $SLE_\kappa(\rho)$ has been a persistent gap in the literature. Another approach to proving Theorem 1.3 in the case of a single force point, based on extremal length arguments, has been proposed

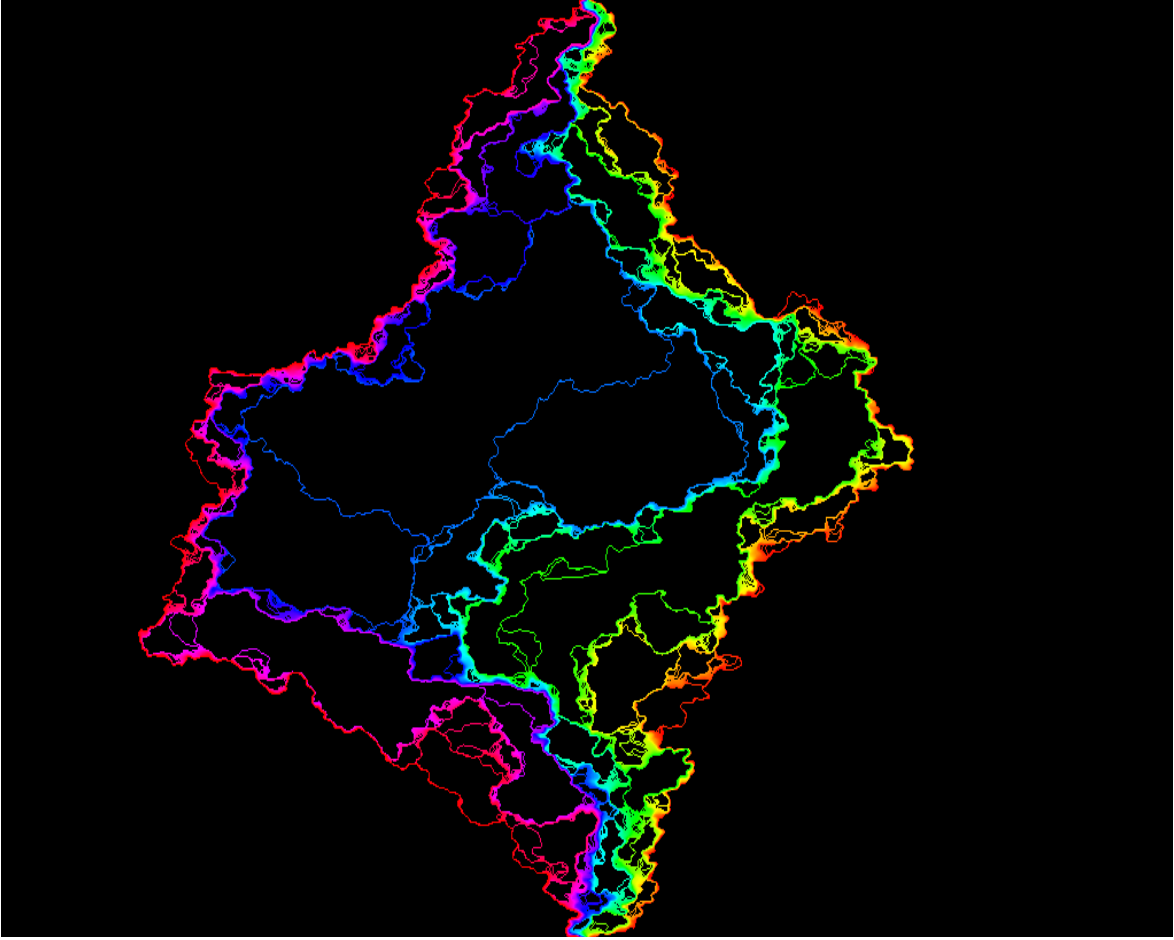


Figure 1.4: Numerically generated flow lines, started at $-i$ of $e^{i(h/\chi+\theta)}$ where h is the projection of a GFF on $[-1, 1]^2$ onto the space of functions piecewise linear on the triangles of a 300×300 grid; $\kappa = 1$. Different colors indicate different values of $\theta \in [-\frac{\pi}{2}, \frac{\pi}{2}]$. The boundary data for h is chosen so that the central (“north-going”) curve shown should approximate an SLE_1 process.

(though not yet published) by Kemppainen, Schramm, and Sheffield [KSS].

The random geometry point of view also gives us a new way of understanding other random objects with conformal symmetries. For example, we will use the flow-line geometry to construct so-called *counterflow lines*, which are forms of $\text{SLE}_{16/\kappa}$ ($\kappa \in (0, 4)$) that arise as the “light cones” of points accessible by certain angle-restricted SLE_κ trajectories. To use another metaphor, we say that a point y is “downstream” from another point x if it can be reached from x by an angle-varying flow line whose angles lie in some allowed range; the counterflow line is a curve that traces through all the points that are downstream from a given boundary point x , but it traces them in an “upstream” (or “counterflow”) direction. This is the content of Theorem 1.4, which is

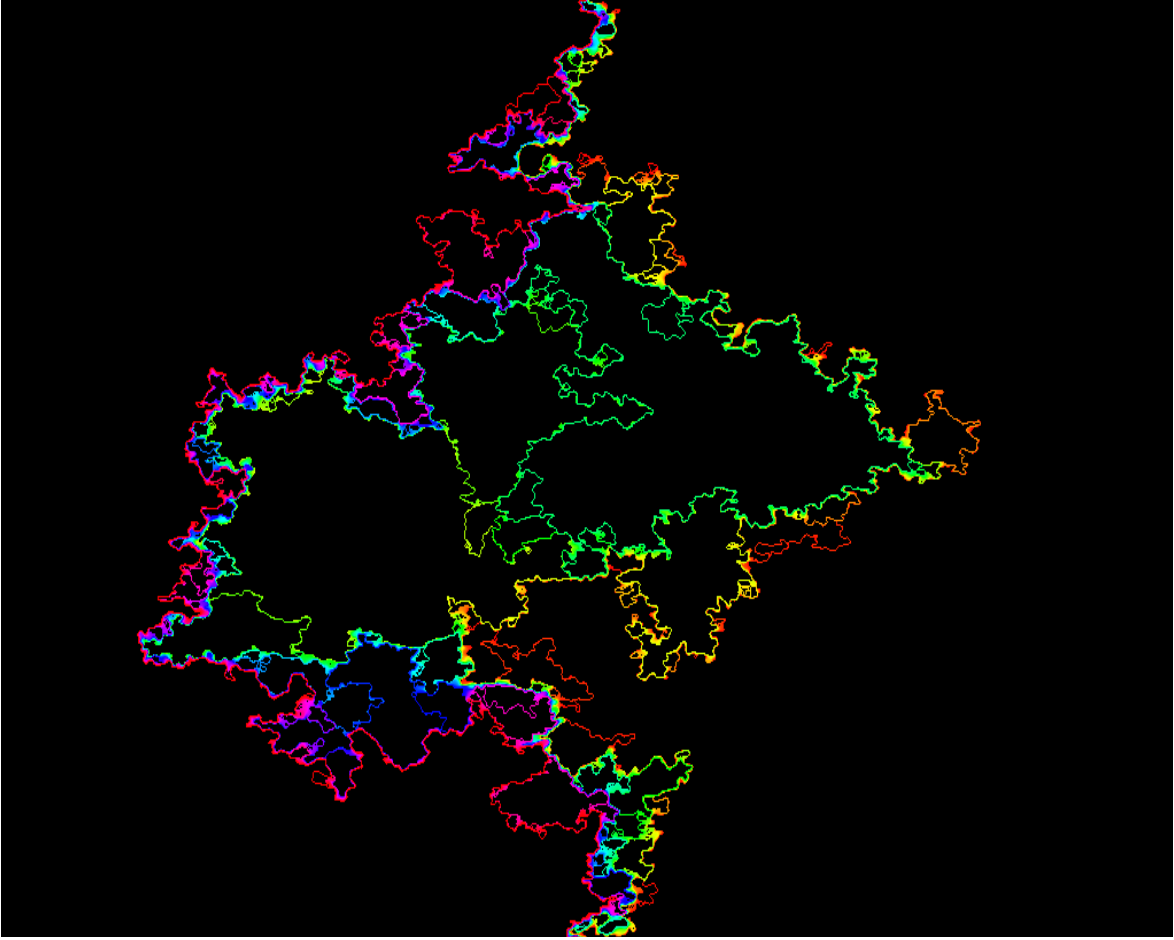


Figure 1.5: Numerically generated flow lines, started at $-i$ of $e^{i(h/\chi+\theta)}$ where h is the projection of a GFF on $[-1, 1]^2$ onto the space of functions piecewise linear on the triangles of a 300×300 grid; $\kappa = 2$. Different colors indicate different values of $\theta \in [-\frac{\pi}{2}, \frac{\pi}{2}]$. The boundary data for h is chosen so that the central (“north-going”) curve shown should approximate an SLE_2 process.

stated somewhat informally. (A more precise statement of Theorem 1.4, which applies to $\text{SLE}_{16/\kappa}(\rho)$ processes that are not boundary intersecting, appears in Proposition 5.9; the general version is explained precisely in Section 7.4.3.) In contrast to what happens when h is smooth, the light cones thus constructed are not simply connected sets when $\kappa \in (2, 4)$. It also turns out that one can reach all points in the light cone by considering paths that alternate between the two extreme angles. See Figures 1.13–1.18 for discrete simulations of light cones generated in this manner (the two extreme angles differ by π ; see also Figure 1.19 for an explanation of the fact that a path with angle changes of size π does not just retrace itself).

We will also show in Proposition 7.33 that, for any $\kappa \in (0, 4)$, the closure of the union

of all the flow lines starting at a given point z with angles in a countable, dense set (as depicted in Figures 1.2–1.5) almost surely has Lebesgue measure zero. (It is easy to see that the resulting object does not depend on the choice of countable, dense set.) Put somewhat fancifully, this states that when a person holds a gun at a point z in the imaginary geometry, there are certain other points (in fact, almost all points) that the gun cannot hit no matter how carefully it is aimed. (One might guess this to be the case from the amount of black space in Figures 1.2–1.5, 1.16.) Generally, random imaginary geometry yields many natural ways of coupling and understanding multiple SLEs on the same domain, as well as SLE variants on non-simply-connected domains.

The flow lines constructed here also turn out to be relevant to the study of Liouville quantum gravity. For example, we plan to show in a subsequent joint work with Duplantier that the rays in Figures 1.2–1.5 arise when gluing together independent Liouville quantum gravity surfaces via the conformal welding procedure presented in [She10]. The tools developed here are essential for that program.

1.2 Background and setting

Let $D \subseteq \mathbf{C}$ be a domain with harmonically non-trivial boundary (i.e., a Brownian motion started at a point $z \in D$ almost surely hits ∂D) and let $C_0^\infty(D)$ denote the space of compactly supported C^∞ functions on D . For $f, g \in C_0^\infty(D)$, let

$$(f, g)_\nabla := \frac{1}{2\pi} \int_D \nabla f(x) \cdot \nabla g(x) dx$$

denote the Dirichlet inner product of f and g where dx is the Lebesgue measure on D . Let $H(D)$ be the Hilbert space closure of $C_0^\infty(D)$ under $(\cdot, \cdot)_\nabla$. The continuum Gaussian free field h (with zero boundary conditions) is the so-called standard Gaussian on $H(D)$. It is given formally as a random linear combination

$$h = \sum_n \alpha_n \phi_n, \tag{1.3}$$

where (α_n) are i.i.d. $N(0, 1)$ and (ϕ_n) is an orthonormal basis of $H(D)$. (We will give a more formal introduction to the GFF in Section 3.)

The GFF is a two-dimensional-time analog of Brownian motion. Just as many random walk models have Brownian motion as a scaling limit, many random (real or integer valued) functions on two dimensional lattices have the GFF as a scaling limit [BAD96, NS97, Ken01, RV07, Mil11].

The GFF can be used to generate various kinds of random geometric structures, including both Liouville quantum gravity and the imaginary geometry discussed here [She10]. Roughly speaking, the former corresponds to replacing a Euclidean metric $dx^2 + dy^2$ with $e^{\gamma h}(dx^2 + dy^2)$ (where $\gamma \in (0, 2)$ is a fixed constant and h is the Gaussian free

field). The latter is closely related, and corresponds to considering $e^{ih/\chi}$, for a fixed constant $\chi > 0$. Informally, as discussed above, the “rays” of the imaginary geometry are flow lines of the complex vector field $e^{i(h/\chi+\theta)}$, i.e., solutions to the ODE (1.2), for given values of $\eta(0)$ and θ .

A brief overview of imaginary geometry (as defined for general functions h) appears in [She10], where the rays are interpreted as geodesics of a variant of the Levi-Civita connection associated with Liouville quantum gravity. One can interpret the e^{ih} direction as “north” and the $e^{i(h+\pi/2)}$ direction as “west”, etc. Then h determines a way of assigning a set of compass directions to every point in the domain, and a ray is determined by an initial point and a direction. (We have not described a Riemannian geometry, since we have not introduced a notion of length or area.) When h is constant, the rays correspond to rays in ordinary Euclidean geometry. For more general continuous h , one can still show that when three rays form a triangle, the sum of the angles is always π [She10].

Throughout the rest of this article, when we say that η is a flow line of h it is to be interpreted that η is a flow line of the vector field $e^{ih/\chi}$; both h and χ will be clear from the context. In particular, the statement that η is a flow line of h with angle θ is equivalent to the statement that η is a flow line of $h + \theta\chi$.

We next remark that if h is a smooth function on D , η a flow line of $e^{ih/\chi}$, and $\psi: \tilde{D} \rightarrow D$ a conformal transformation, then by the chain rule, $\psi^{-1} \circ \eta$ is a flow line of $h \circ \psi - \chi \arg \psi'$ (note that a reparameterization of a flow line remains a flow line), as in Figure 1.6. With this in mind, we define an **imaginary surface** to be an equivalence class of pairs (D, h) under the equivalence relation

$$(D, h) \rightarrow (\psi^{-1}(D), h \circ \psi - \chi \arg \psi') = (\tilde{D}, \tilde{h}). \quad (1.4)$$

Note that this makes sense even for h which are not necessarily smooth. We interpret ψ as a (conformal) *coordinate change* of the imaginary surface. In what follows, we will generally take D to be the upper half plane, but one can map the flow lines defined there to other domains using (1.4).

When h is an instance of the GFF on a planar domain, the ODE (1.2) is not well-defined, since h is a distribution-valued random variable and not a continuous function. One could try to approximate one of these rays by replacing the h in (1.2) by its projection onto a space of continuous functions — for example, the space of functions that are piecewise linear on the triangles of some very fine lattice. This approach (and a range of θ values) was used to generate the rays in Figures 1.2–1.5, 1.7, 1.8, 1.13–1.18, and 1.21. We expect that these rays will converge to limiting path-valued functions of h as the mesh size gets finer. This has not been proved, but an analogous result has been shown for level sets of h [SS09, SS13].

As we discussed briefly in Section 1.1, it turns out that it is possible to make sense of these flow lines and level sets directly in the continuum, without the discretizations

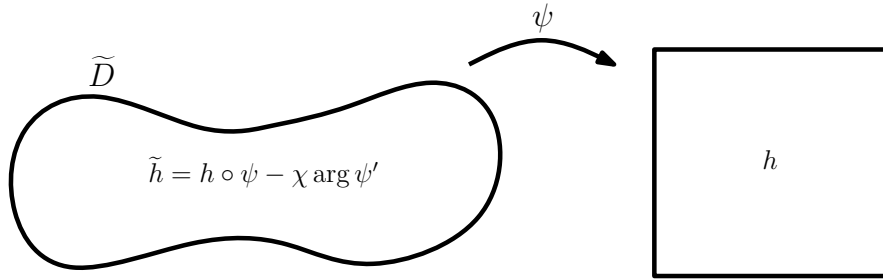


Figure 1.6: The set of flow lines in \tilde{D} will be the pullback via a conformal map ψ of the set of flow lines in D provided h is transformed to a new function \tilde{h} in the manner shown.

mentioned above. The construction is rather interesting. One begins by constructing explicit couplings of h with variants of the Schramm-Loewner evolution and showing that these couplings have certain properties. Namely, if one conditions on part of the curve, then the conditional law of h is that of a GFF in the complement of the curve with certain boundary conditions. Examples of these couplings appear in [She, Dub09b, SS13, She10] as well as variants in [MS10, HBB10, IK13]. This step is carried out in some generality in [Dub09b, She10]. A second step (implemented only for some particular boundary value choices in [Dub09b] and [SS13]) is to show that in such a coupling, the path is actually completely *determined* by h , and thus can be interpreted as a path-valued function of h .

Before we describe the rigorous construction of the flow lines of $e^{i(h/\chi+\theta)}$, let us offer some geometric intuition. Suppose that h is a continuous function and consider a flow line of the complex vector field $e^{ih/\chi}$ in \mathbf{H} beginning at 0. That is, $\eta: [0, \infty) \rightarrow \mathbf{H}$ is a solution to the ODE

$$\eta'(t) = e^{i h(\eta(t))/\chi} \quad \text{for } t > 0, \quad \eta(0) = 0. \quad (1.5)$$

Note that $\|\eta'(t)\| = 1$. Thus, the time derivative $\eta'(t)$ moves continuously around the unit circle \mathbf{S}^1 and $(h(\eta(t)) - h(\eta(0)))/\chi$ describes the net amount of *winding* of η' around \mathbf{S}^1 between times 0 and t . Let g_t be the Loewner map of η . That is, for each t , g_t is the unique conformal transformation of the unbounded connected component of $\mathbf{H} \setminus \eta([0, t])$ to \mathbf{H} that looks like the identity at infinity: $\lim_{z \rightarrow \infty} |g_t(z) - z| = 0$. Loewner's theorem says that g_t is a solution to the equation

$$\partial_t g_t(z) = \frac{2}{g_t(z) - W_t}, \quad g_0(z) = z, \quad (1.6)$$

where $W_t = g_t(\eta(t))$, provided η is parameterized appropriately. It will be convenient for us to consider the centered Loewner flow $f_t = g_t - W_t$ of η in place of g_t . The reason for this particular choice is that f_t maps the tip of $\eta|_{[0,t]}$ to 0. Note that

$$df_t(z) = \frac{2}{f_t(z)} dt - dW_t. \quad (1.7)$$

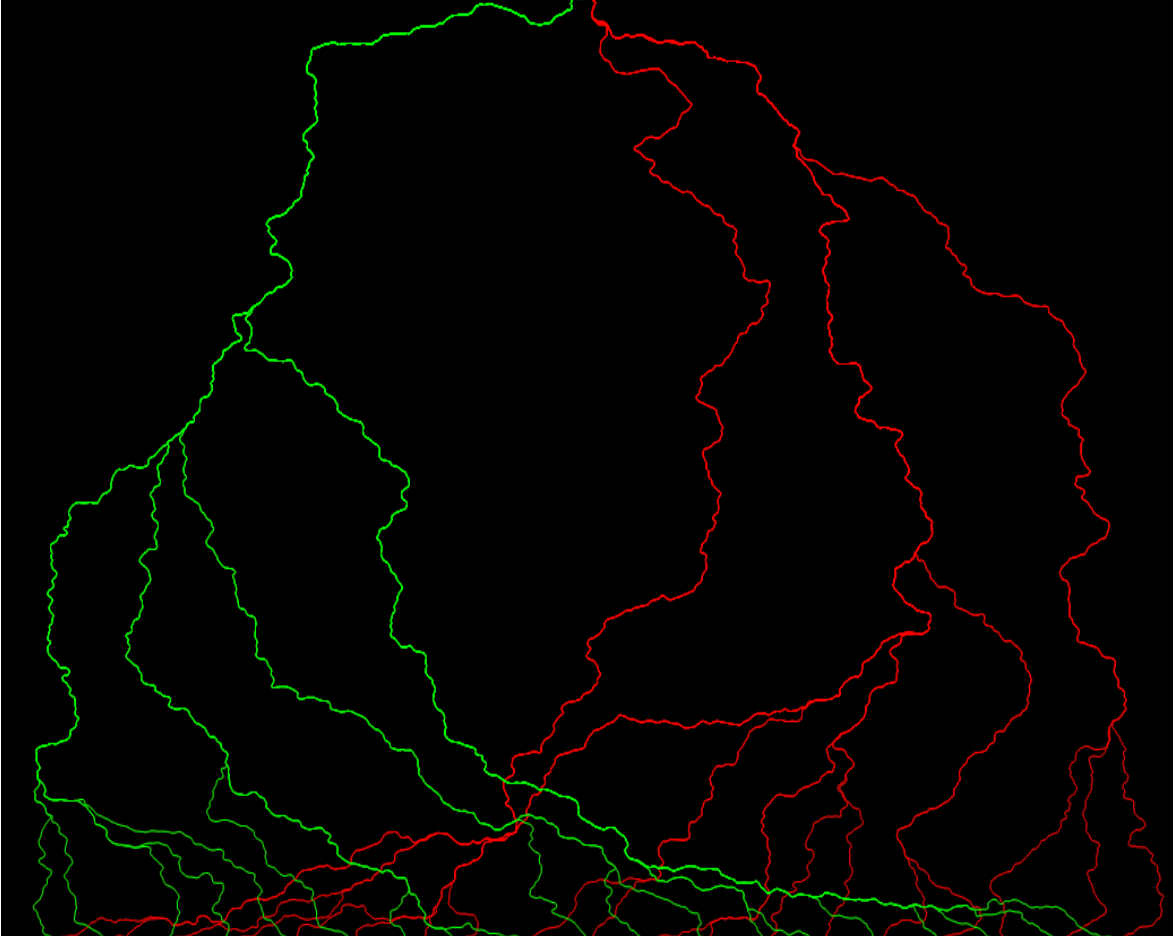


Figure 1.7: Numerically generated flow lines, started at evenly spaced points on $[-1 - i, 1 - i]$ of $e^{ih/\chi}$ where h is the projection of a GFF on $[-1, 1]^2$ onto the space of functions piecewise linear on the triangles of a 300×300 grid; $\kappa = 1/2$. The angle of the green lines is $\frac{\pi}{4}$ and the angle of the red lines is $-\frac{\pi}{4}$. Flow lines of the same color appear to merge, but the red and green lines always cross at right angles. The boundary data of h was given by taking 0 boundary conditions on \mathbf{H} and then applying the transformation rule (1.4) with a conformal map $\psi: \mathbf{H} \rightarrow [-1, 1]^2$ where $\psi(0) = -i$ and $\psi(\infty) = i$.

We may assume that η starts out in the vertical direction, so that the winding number is approximately $\pi/2$ as $t \downarrow 0$. We claim that the statement that $\eta|_{[0,t]}$ is a flow line of $e^{i(h/\chi + \pi/2)}$ is equivalent to the statement that for each x on $\eta((0, t))$, we have

$$\chi \arg f'_t(z) \rightarrow -h(x) - \chi\pi/2 \quad (1.8)$$

as z approaches from the left side of η and

$$\chi \arg f'_t(z) \rightarrow -h(x) + \chi\pi/2 \quad (1.9)$$




Figure 1.8: Numerically generated flow lines, started at $-1/2 - i$ and $1/2 - i$ of $e^{i(h/\chi + \theta)}$ with angles evenly spaced in $[-\frac{\pi}{4}, \frac{\pi}{4}]$ where h is the projection of a GFF on $[-1, 1]^2$ onto the space of functions piecewise linear on the triangles of a 300×300 grid; $\kappa = 1/2$. Flow lines of different colors appear to cross at most once and flow lines of the same color appear to merge. The boundary data for h is the same as in Figure 1.7.

as z approaches from the right side of η . To see this, first note that both $s \mapsto f_t^{-1}(s)|_{(0, s_+)}$ and $s \mapsto f_t^{-1}(-s)|_{(s_-, 0)}$ are parameterizations of $\eta|_{[0, t]}$ where s_-, s_+ are the two images of 0 under f_t . One then checks (1.8) (and (1.9) analogously) by using that $\eta(s) = f_t^{-1}(\phi(s))$ for $\phi: (0, \infty) \rightarrow (0, \infty)$ a smooth decreasing function and applying (1.5). If $\chi = 0$, then (1.8) and (1.9) hold if and only if h is identically zero along the path, which is to say that η is a zero-height contour line of h . Roughly speaking, the flow lines of $e^{i(h/\chi + \pi/2)}$ and level sets of h are characterized by (1.8) and (1.9), though it turns out that the “angle gap” must be modified by a constant factor in order to account for the roughness of the field. In a sense there is a constant “height gap” between the two sides of the path, analogous to what was shown for level lines of the GFF in [SS09, SS13].

The law of the flow line of h starting at 0 is determined by the boundary conditions of h . It turns out that if the boundary conditions of h are those shown in Figure 1.9, then the flow line starting at 0 is an SLE_κ process (with $\underline{\rho} \equiv 0$). Namely, one has $-\lambda$ and λ along the left and right sides of the axis and along the path one has $-\lambda'$ plus the winding on the left and λ' plus the winding on the right, for the particular values of λ and λ' described in the caption. Each time the path makes a quarter turn to the left, heights go up by $\frac{\pi}{2}\chi$. Each time the path makes a quarter turn to the right, heights go down by $\frac{\pi}{2}\chi$.

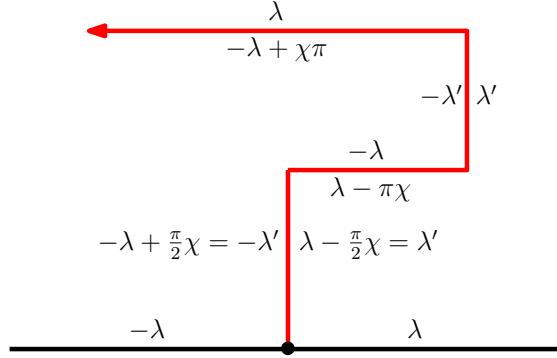


Figure 1.9: Fix $\kappa \in (0, 4)$ and set $\lambda = \lambda(\kappa) = \frac{\pi}{\sqrt{\kappa}}$. Write $\lambda' = \lambda(16/\kappa) = \frac{\pi\sqrt{\kappa}}{4}$. Conditioned on a flow line, the heights of the field are given by (a constant plus) χ times the winding of the path minus λ' on the left side and χ times the winding plus λ' on the right side. For a fractal curve, these heights are not pointwise defined (though their harmonic extension is well-defined). The figure illustrates these heights for a piecewise linear curve. In Figure 1.10, we will describe a more compact notation for indicating the boundary heights in figures.

1.3 Coupling of paths with the GFF

We will now review some known results about coupling the GFF with SLE. For convenience and concreteness, we take D to be the upper half-plane \mathbf{H} . Couplings for other simply connected domains are obtained using the change of variables described in Figure 1.6. Recall that SLE_κ is the random curve described by the centered Loewner flow (1.7) where $W_t = \sqrt{\kappa}B_t$ and B_t is a standard Brownian motion. More generally, an $\text{SLE}_\kappa(\underline{\rho})$ process is a variant of SLE_κ in which one keeps track of multiple additional points, which we refer to as force points. Throughout the rest of the article, we will denote configurations of force points as follows. We suppose $\underline{x}^L = (x^{k,L} < \dots < x^{1,L})$ where $x^{1,L} \leq 0$, and $\underline{x}^R = (x^{1,R} < \dots < x^{\ell,R})$ where $x^{1,R} \geq 0$. The superscripts L, R stand for “left” and “right,” respectively. If we do not wish to refer to the elements of $\underline{x}^L, \underline{x}^R$, we will denote such a configuration as $(\underline{x}^L; \underline{x}^R)$. Associated with each force point $x^{i,q}$, $q \in \{L, R\}$ is a weight $\rho^{i,q} \in \mathbf{R}$ and we will refer to the vector of weights

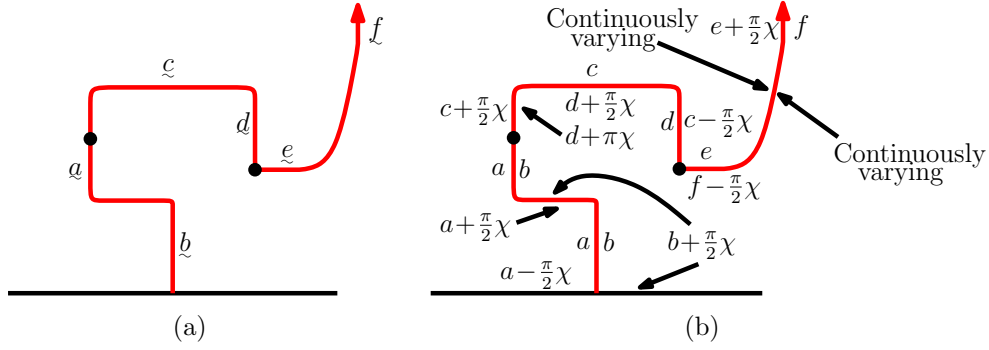


Figure 1.10: Throughout this article, we will need to consider Gaussian free fields whose boundary data changes with the winding of the boundary. In order to indicate this succinctly, we will often make use of the notation depicted on the left hand side. Specifically, we will delineate the boundary ∂D of a Jordan domain D with black dots. On each arc L of ∂D which lies between a pair of black dots, we will draw either a horizontal or vertical segment L_0 and label it with \underline{x} where $x \in \mathbf{R}$. This serves to indicate that the boundary data along L_0 is given by x as well as describe how the boundary data depends on the winding of L . Whenever L makes a quarter turn to the right, the height goes down by $\frac{\pi}{2}\chi$ and whenever L makes a quarter turn to the left, the height goes up by $\frac{\pi}{2}\chi$. More generally, if L makes a turn which is not necessarily at a right angle, the boundary data is given by χ times the winding of L relative to L_0 . When we just write x next to a horizontal or vertical segment, we mean to indicate the boundary data at that segment and nowhere else. The right panel above has exactly the same meaning as the left panel, but in the former the boundary data is spelled out explicitly everywhere. Even when the curve has a fractal, non-smooth structure, the *harmonic extension* of the boundary values still makes sense, since one can transform the figure via the rule in Figure 1.6 to a half plane with piecewise constant boundary conditions. The notation above is simply a convenient way of describing the values of the constants. We will often include horizontal or vertical segments on curves in our figures (even if the whole curve is known to be fractal) so that we can label them this way.

as $\underline{\rho} = (\underline{\rho}^L; \underline{\rho}^R)$. An $\text{SLE}_\kappa(\underline{\rho})$ process with force points $(x^L; x^R)$ corresponding to the weights $\underline{\rho}$ is the measure on continuously growing compact hulls K_t — compact subsets of $\overline{\mathbf{H}}$ so that $\mathbf{H} \setminus K_t$ is simply connected — such that the conformal maps $g_t: \mathbf{H} \setminus K_t \rightarrow \mathbf{H}$, normalized so that $\lim_{z \rightarrow \infty} |g_t(z) - z| = 0$, satisfy (1.7) with W_t replaced by the solution to the system of (integrated) SDEs

$$W_t = \sqrt{\kappa} B_t + \sum_{q \in \{L, R\}} \sum_i \int_0^t \frac{\rho^{i,q}}{W_s - V_s^{i,q}} ds, \quad (1.10)$$

$$V_t^{i,q} = \int_0^t \frac{2}{V_s^{i,q} - W_s} ds + x^{i,q}, \quad q \in \{L, R\}. \quad (1.11)$$

We will provide some additional discussion of both SLE_κ and $\text{SLE}_\kappa(\underline{\rho})$ processes in Section 2. The general coupling statement below applies for all $\kappa > 0$. Theorem 1.1 below gives a general statement of the existence of the coupling. Essentially, the theorem states that if we sample a particular random curve on a domain D — and then sample a Gaussian free field on D minus that curve with certain boundary conditions — then the resulting field (interpreted as a distribution on all of D) has the law of a Gaussian free field on D with certain boundary conditions.

It is proved in [Dub09b] that Theorem 1.1 holds for any κ and $\underline{\rho}$ for which a solution to (1.10) exists (this can also be extended to a continuum of force points; this is done for a time-reversed version of SLE in [She10]). The special case of $\pm\lambda$ boundary conditions also appears in [She]. (See also [She10] for a more detailed version of the argument in [She] with additional figures and explanation.)

The question of when (1.10) has a solution is not explicitly addressed in [Dub09b]. In Section 2, we will prove the existence of a unique solution to (1.10) up until the **continuation threshold** is hit — the first time t that $W_t = V_t^{j,q}$ where $\sum_{i=1}^j \rho^{i,q} \leq -2$, for some $q \in \{L, R\}$. This is the content of Theorem 2.2. We will reprove Theorem 1.1 here for the convenience of the reader. It is a straightforward consequence of Theorem 2.2 and [Dub09b, Theorem 6.4].

All of our results will hold for $\text{SLE}_\kappa(\underline{\rho})$ processes up until (and including) the continuation threshold. It turns out that the continuation threshold is infinite almost surely if and only if

$$\sum_{i=1}^j \rho^{i,L} > -2 \quad \text{for all } 1 \leq j \leq k \quad \text{and} \quad \sum_{i=1}^j \rho^{i,R} > -2 \quad \text{for all } 1 \leq j \leq \ell.$$

Theorem 1.1. *Fix $\kappa > 0$ and a vector of weights $(\underline{\rho}^L; \underline{\rho}^R)$. Let K_t be the hull at time t of the $\text{SLE}_\kappa(\underline{\rho})$ process generated by the Loewner flow (1.7) where $(W, V^{i,q})$ solves (1.10), (1.11). Let \mathfrak{h}_t^0 be the function which is harmonic in \mathbf{H} with boundary values*

$$\begin{aligned} -\lambda \left(1 + \sum_{i=0}^j \rho^{i,L} \right) & \quad \text{if } s \in [V_t^{j+1,L}, V_t^{j,L}), \\ \lambda \left(1 + \sum_{i=0}^j \rho^{i,R} \right) & \quad \text{if } s \in [V_t^{j,R}, V_t^{j+1,R}), \end{aligned}$$

where $\rho^{0,L} = \rho^{0,R} = 0$, $x^{0,L} = 0^-$, $x^{k+1,L} = -\infty$, $x^{0,R} = 0^+$, and $x^{\ell+1,R} = \infty$. (See Figure 1.11.) Let

$$\mathfrak{h}_t(z) = \mathfrak{h}_t^0(f_t(z)) - \chi \arg f_t'(z), \quad \chi = \frac{2}{\sqrt{\kappa}} - \frac{\sqrt{\kappa}}{2}.$$

Let (\mathcal{F}_t) be the filtration generated by $(W, V^{i,q})$. There exists a coupling (K, h) where \tilde{h} is a zero boundary GFF on \mathbf{H} and $h = \tilde{h} + \mathfrak{h}_0$ such that the following is true. Suppose τ is any \mathcal{F}_t -stopping time which almost surely occurs before the continuation threshold is reached. Then K_τ is a local set for h and the conditional law of $h|_{\mathbf{H} \setminus K_\tau}$ given \mathcal{F}_τ is equal to the law of $\mathfrak{h}_\tau + \tilde{h} \circ f_\tau$.

We will give a review of the theory of local sets [SS13] for the GFF in Section 3.2.

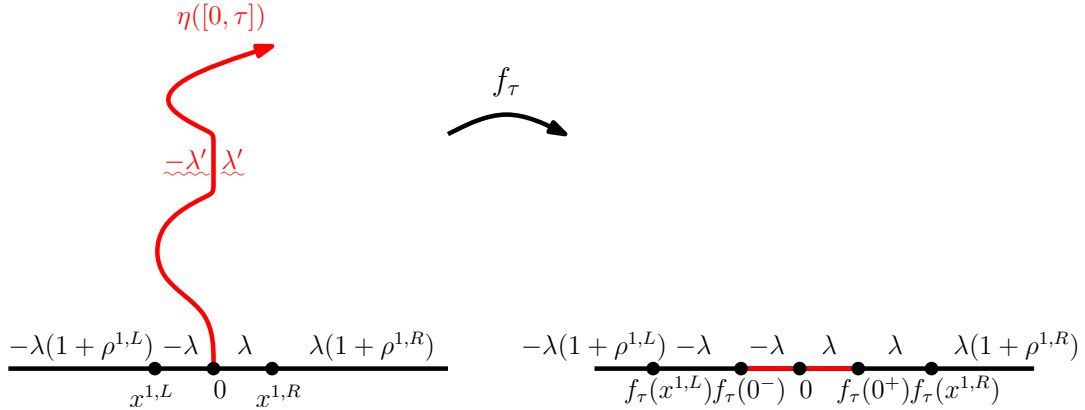


Figure 1.11: The function \mathfrak{h}_τ^0 in Theorem 1.1 is the harmonic extension of the boundary values depicted in the right panel in the case that there are two boundary force points, one on each side of 0. The function $\mathfrak{h}_\tau = \mathfrak{h}_\tau^0 \circ f_\tau - \chi \arg f'_\tau$ in Theorem 1.1 is the harmonic extension of the boundary data specified in the left panel. (Recall the relationship between λ and λ' indicated in Figure 1.9.)

Notice that $\chi > 0$ when $\kappa \in (0, 4)$, $\chi < 0$ when $\kappa > 4$, and that $\chi(\kappa) = -\chi(\kappa')$ for $\kappa' = 16/\kappa$ (though throughout the rest of this article, whenever we write χ it will be assumed that $\kappa \in (0, 4)$). This means that in the coupling of Theorem 1.1, the conditional law of h given either an SLE_κ or an $\text{SLE}_{\kappa'}$ curve transforms in the same way under a conformal map, up to a change of sign. Using this, we are able to construct $\eta \sim \text{SLE}_\kappa$, $\kappa \in (0, 4)$, and $\eta' \sim \text{SLE}_{\kappa'}$ curves within the same imaginary geometry (see Figure 1.12). We accomplish this by taking η to be coupled with h and η' to be coupled with $-h$, as in the statement of Theorem 1.1 (this is the reason we can always take $\chi > 0$).

Definition. When $\kappa \in (0, 4)$, we will refer to an $\text{SLE}_\kappa(\underline{\rho})$ curve (if it exists) coupled with a GFF h on \mathbf{H} with boundary conditions as in Theorem 1.1 as a **flow line** of h . One can use the conformal coordinate change of Figure 1.6 to extend this definition to simply connected domains other than \mathbf{H} . To spell out this point explicitly, suppose that D is a simply connected domain homeomorphic to the disk, $x, y \in \partial D$ are distinct, and $\psi: D \rightarrow \mathbf{H}$ is a conformal transformation with $\psi(x) = 0$ and $\psi(y) = \infty$. Let us assume that we have fixed a branch of $\arg \psi'$ that is defined continuously on all of D .

We assume further that \underline{x}^L (resp. \underline{x}^R) consists of k (resp. ℓ) distinct marked prime ends in the clockwise (resp. counterclockwise) segment of ∂D (as defined by ψ) which are in clockwise (resp. counterclockwise) order. We take $x^{0,L} = x = x^{0,R} = x$ and $x^{k+1,L} = x^{\ell+1,R} = y$. We then suppose that h is a GFF on D with boundary conditions in the clockwise (resp. counterclockwise) segment of ∂D from $x^{j,L}$ to $x^{j+1,L}$ (resp. $x^{j,R}$ to $x^{j+1,R}$) given by $-\lambda \left(1 + \sum_{i=0}^j \rho^{i,L}\right) - \chi \arg \psi'$ (resp. $\lambda \left(1 + \sum_{i=0}^j \rho^{i,R}\right) - \chi \arg \psi'$). We refer to an $\text{SLE}_\kappa(\underline{\rho})$ curve η (if it exists) from x to y on D , $\kappa \in (0, 4)$, coupled with h as a **flow line** of h if the curve $\psi(\eta)$ in \mathbf{H} is coupled as a flow line of the GFF $h \circ \psi^{-1} - \chi \arg(\psi^{-1})'$ on \mathbf{H} . (Recall (1.4) and Figure 1.6.)

Remark. Observe that in the discussion above, the choice of the branch of $\arg \psi'$ was important. Changing the branch chosen would in some sense correspond to adding a multiple of $2\pi\chi$ to either side of the $\text{SLE}_\kappa(\underline{\rho})$ curve, and if one did this then (in order for the curve to remain a flow line) one would have to compensate by adding the same quantity to the boundary data. In some sense, changing the branch of $\arg \psi'$ is equivalent to adding a multiple of $2\pi\chi$ to the boundary data. If one wishes to be fully concrete, one can fix the branch of $\arg \psi'$ in an arbitrary way — say, so that $\arg \psi'(\psi^{-1}(i)) \in (-\pi, \pi]$ — and then assume that the boundary data is adjusted accordingly. In practice, when we discuss flow lines (in the half plane or elsewhere) we will usually specify boundary data using a figure and the notation explained in Figure 1.10 (or in Figure 1.11). This approach will avoid any “multiple of $2\pi\chi$ ” ambiguity and will make it completely clear exactly what the boundary data is along the curve. This remark also applies to the definition of counterflow line given below.

We will give several examples of coordinate changes in Section 4. See also Figure 1.9 and Figure 1.10 for an illustration of how the boundary data for the GFF changes when applying (1.4).

The fact that $\text{SLE}_\kappa(\underline{\rho})$ is generated by a continuous curve up until hitting the continuation threshold will be established for general ρ values in Theorem 1.3. It is not obvious from the coupling described in Theorem 1.1 that such paths are deterministic functions of h . That this is in fact the case is given in Theorem 1.2.

As mentioned earlier, we will sometimes use the phrase *flow line of angle θ* to denote the corresponding curve that one obtains when $\theta\chi$ is added to the boundary data (so that h is replaced by $h + \theta\chi$).

Definition. We will refer to an $\text{SLE}_{\kappa'}(\underline{\rho})$ curve (if it exists), $\kappa' \in (4, \infty)$, coupled with a GFF $-h$ (note the sign change here; this accounts for the $\chi(\kappa)$ vs. $\chi(\kappa')$ issue discussed just above) as in Theorem 1.1 as a **counterflow line** of h . Again, one can use conformal maps to extend this definition to simply connected domains other than \mathbf{H} . Suppose that D is a non-trivial simply connected domain, $x, y \in \partial D$ are distinct, and $\psi: D \rightarrow \mathbf{H}$ is a conformal transformation with $\psi(x) = 0$ and $\psi(y) = \infty$, and that a branch of $\arg \psi'$ has been fixed (as in the flow line definition above). We assume further that \underline{x}^L (resp. \underline{x}^R) consists of k (resp. ℓ) distinct marked prime ends in the clockwise

(resp. counterclockwise) segment of ∂D (as defined by ψ) which are in clockwise (resp. counterclockwise) order. We take $x^{0,L} = x = x^{0,R} = x$ and $x^{k+1,L} = x^{\ell+1,R} = y$. We then suppose that h is a GFF on D with boundary conditions in the clockwise (resp. counterclockwise) segment of ∂D from $x^{j,L}$ to $x^{j+1,L}$ (resp. $x^{j,R}$ to $x^{j+1,R}$) given by $\lambda' \left(1 + \sum_{i=0}^j \rho^{i,L}\right) - \chi \arg \psi'$ (resp. $-\lambda' \left(1 + \sum_{i=0}^j \rho^{i,R}\right) - \chi \arg \psi'$); here $\chi = \chi(\kappa) > 0$. We refer to an $\text{SLE}_{\kappa'}(\underline{\rho})$ curve η' (if it exists) from x to y on D , $\kappa' \in (4, \infty)$, coupled with h as a **counterflow line** of h if the curve $\psi(\eta')$ in \mathbf{H} is coupled as a counterflow line of the GFF $h \circ \psi^{-1} - \chi \arg(\psi^{-1})'$ on \mathbf{H} ; here $\chi = \chi(\kappa) > 0$. (Recall (1.4) and Figure 1.6.)

Again, the fact that $\text{SLE}_{\kappa'}(\underline{\rho})$ is generated by a continuous curve up until hitting the continuation threshold is established for general ρ values in Theorem 1.3.

As in the setting of flow lines, it is not obvious from the coupling described in Theorem 1.1 that such paths are deterministic functions of h . That this is in fact the case is given in Theorem 1.2. The reason for the terminology “counterflow line” is that, as briefly mentioned earlier, it will turn out that the set of the points hit by an $\text{SLE}_{\kappa'}$ counterflow line can be interpreted as a “light cone” of points accessible by certain angle-restricted SLE_{κ} flow lines; the $\text{SLE}_{\kappa'}$ passes through the points on each of these flow lines in the opposite (“counterflow”) direction. We will provide some additional explanation near the statement of Theorem 1.4.

The correction $-\chi \arg f'_t$ which appears in the statement Theorem 1.1 has the interpretation of being the harmonic extension of χ times the **winding** of $\partial(\mathbf{H} \setminus \eta([0, \tau]))$. We will use the informal notation $\chi \cdot \text{winding}$ for this function throughout this article and employ a special notation to indicate this in figures. See Figure 1.10 for further explanation of this point.

Similar couplings are constructed in [IK13] for the GFF with Neumann boundary data on part of the domain boundary, and [HBB10] couples the GFF on an annulus with annulus SLE. Makarov and Smirnov extend the SLE_4 results of [She, SS13] to the setting of the massive GFF and a massive version of SLE in [MS10].

1.4 Main results

In the case that $\rho = 0$ and η is ordinary SLE, Dubédat showed in [Dub09b] that in the coupling of Theorem 1.1 the path is actually a.s. determined by the field. A $\kappa = 4$ analog of this statement was also shown in [SS13]. In this paper, we will extend these results to the more general setting of Theorem 1.1.

Theorem 1.2. *Suppose that h is a GFF on \mathbf{H} and that $\eta \sim \text{SLE}_{\kappa}(\rho)$. If (η, h) are coupled as in the statement of Theorem 1.1, then η is almost surely determined by h .*

The basic idea of our proof is as follows. First, we extend the argument of [Dub09b] for SLE_{κ} , $\kappa \in (0, 4]$, to the case of $\eta \sim \text{SLE}_{\kappa}(\underline{\rho})$ with $\underline{\rho} = (\rho^L; \rho^R)$ where ρ^L and ρ^R

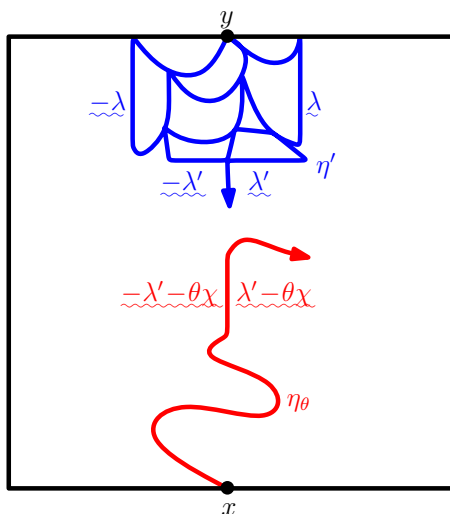


Figure 1.12: We can construct SLE_κ flow lines, $\kappa \in (0, 4)$, and $\text{SLE}_{\kappa'}$, $\kappa' = 16/\kappa$, counterflow lines within the same imaginary geometry. This is depicted above for a single counterflow line η' emanating from y and a flow line η_θ with angle θ starting from x . In this coupling, η_θ is coupled with $h + \theta\chi$ and η' is coupled with $-h$ as in Theorem 1.1. Also shown is the boundary data for h in $D \setminus (\eta'([0, \tau']) \cup \eta_\theta([0, \tau]))$ conditional on $\eta_\theta([0, \tau])$ and $\eta'([0, \tau'])$ where τ and τ' are stopping times for η_θ and η' respectively (we intentionally did not specify the boundary data of h on ∂D). Assume that η' is non-boundary filling. Then if $\theta = \frac{1}{\chi}(\lambda' - \lambda) = -\frac{\pi}{2}$ so that the boundary data on the right side of η_θ matches that on the right side of η' , then η_θ will almost surely hit and then “merge” into the right boundary of η' . The analogous result holds if $\theta = \frac{1}{\chi}(\lambda - \lambda') = \frac{\pi}{2}$ so that the boundary data on the left side of η_θ matches that on the left side of η' . This fact is known as Duplantier duality (or SLE duality). More generally, if $\theta \in [-\frac{\pi}{2}, \frac{\pi}{2}]$ then η_θ is almost surely contained in η' but the union of the traces of η_θ as θ ranges over the entire interval $[-\frac{\pi}{2}, \frac{\pi}{2}]$ is almost surely a strict subset of the range of η' . We will show, however, that the range of η' can be constructed as a “light cone” of SLE_κ trajectories whose angle is allowed to vary in time but is restricted to $[-\frac{\pi}{2}, \frac{\pi}{2}]$.

are real numbers satisfying $\rho^L \geq \frac{\kappa}{2} - 2$ and $\rho^R \geq 0$. This condition implies that η almost surely does not intersect $\partial\mathbf{H}$ after time 0 and allows us to apply the argument from [Dub09b] with relatively minor modifications. We then reduce the more general case that $\rho^L, \rho^R > -2$ to the former setting by studying the flow lines η_θ of $e^{i(h/\chi + \theta)}$ emanating from 0. In this case, these are also $\text{SLE}_\kappa(\rho)$ curves with force points at 0^- and 0^+ . We will prove that if $\theta_1 < 0 < \theta_2$, then η_{θ_1} almost surely lies to the right of η which in turn almost surely lies to the right of η_{θ_2} . We will next show that the conditional law of η given $\eta_{\theta_1}, \eta_{\theta_2}$ is an $\text{SLE}_\kappa(\rho^L(\theta_1); \rho^R(\theta_2))$ process independently in each of the connected components of $\mathbf{H} \setminus (\eta_{\theta_1} \cup \eta_{\theta_2})$ which lie between η_{θ_1} and η_{θ_2} . By

adjusting θ_1, θ_2 , we can obtain any combination of $\rho^L(\theta_1), \rho^R(\theta_2) > -2$. We then extend this result to the setting of many force points by systematically studying the case with two boundary force points which are both to the right of 0 and then employing the absolute continuity properties of the GFF combined with an induction argument. The idea for $\kappa > 4$ follows from a more elaborate variant of this general strategy.

By applying the same set of techniques used to prove Theorem 1.2, we also obtain the continuity of the $\text{SLE}_\kappa(\underline{\rho})$ trace.

Theorem 1.3. *Suppose that $\kappa > 0$. If $\eta \sim \text{SLE}_\kappa(\underline{\rho})$ on \mathbf{H} from 0 to ∞ then η is almost surely a continuous path, up to and including the continuation threshold. On the event that the continuation threshold is not hit before η reaches ∞ , we have a.s. that $\lim_{t \rightarrow \infty} |\eta(t)| = \infty$.*

The continuity of SLE_κ (with $\rho = 0$) was first proved by Rohde and Schramm in [RS05]. By invoking the Girsanov theorem, one can deduce from [RS05] that $\text{SLE}_\kappa(\underline{\rho})$ processes are also continuous, but only up until just before the first time that a force point is absorbed. The main idea of the proof in [RS05] is to control the moments of the derivatives of the reverse SLE_κ Loewner flow near the origin. These estimates involve martingales whose corresponding PDEs become complicated when working with $\text{SLE}_\kappa(\underline{\rho})$ in place of usual SLE_κ . Our proof uses the Gaussian free field as a vehicle to construct couplings which allow us to circumvent these technicalities.

Another achievement of this paper will be to show how to jointly construct all of the flow lines emanating from a single boundary point. This turns out to give us a flow-line based construction of $\text{SLE}_{16/\kappa}(\underline{\rho})$, $\kappa \in (0, 4)$. That is, $\text{SLE}_{16/\kappa}$ variants occur naturally within the same imaginary geometry as SLE_κ . Note that $16/\kappa$ assumes all possible values in $(4, \infty)$ as κ ranges over $(0, 4)$. Imprecisely, we have that the set of all points reachable by proceeding from the origin in a possibly varying but always “northerly” direction (the so-called “light cone”) along SLE_κ flow lines is a form of $\text{SLE}_{16/\kappa}$ for $\kappa \in (0, 4)$ generated in the reverse direction (see Figure 1.12).

Theorem 1.4 below is stated somewhat informally. As mentioned earlier, precise statements will appear in Proposition 5.9 and in Section 7.4.3.

Theorem 1.4. *Suppose that h is a GFF on \mathbf{H} with piecewise constant boundary data. Let η' be the counterflow line of h starting at ∞ targeted at 0. Assume that the continuation threshold for η' is almost surely not hit. Then the range of η' is almost surely equal to the set of points accessible by SLE_κ trajectories of h starting at 0 whose angles are restricted to be in $[-\frac{\pi}{2}, \frac{\pi}{2}]$ but may change in time. Let η_L be the flow line of h with angle $\frac{\pi}{2}$ starting at 0 and η_R the flow line of h with angle $-\frac{\pi}{2}$. It is almost surely the case that if η' is nowhere boundary filling (i.e., $\eta' \cap \mathbf{R}$ has empty interior), then η_L and η_R do not hit the continuation threshold before reaching ∞ and are the left and right boundaries of η' .*




Figure 1.13: Simulation of the light cone construction of an SLE_6 curve η' in $[-1, 1]^2$ from i to $-i$, generated using a projection h of a GFF on $[-1, 1]^2$ onto the space of functions piecewise linear on the triangles of an 800×800 grid. The lower left panel shows left and right boundaries of η' , which consist of points accessible by flowing in the vector field $e^{ih/\chi}$ for $\chi = 2/\sqrt{8/3} - \sqrt{8/3}/2$ at angle $\frac{\pi}{2}$ (red) and $-\frac{\pi}{2}$ (yellow), respectively, from $-i$. The lower middle panel shows points accessible by flowing at angle $\frac{\pi}{2}$ (red) or angle $-\frac{\pi}{2}$ (yellow) from the yellow and red points, respectively, of the left picture; the lower right shows another iteration of this. The top picture illustrates the light cone, the limit of this procedure. (All paths are red or yellow; any shade variation is a rendering artifact.)




Figure 1.14: Numerical simulation of the light cone construction of an $\text{SLE}_{16/3}$ process η' in $[-1, 1]^2$ from i to $-i$ generated using a projection h of a GFF on $[-1, 1]^2$ onto the space of functions piecewise linear on the triangles of an 800×800 grid. The lower left panel depicts the left and right boundaries of η' , which correspond to the set of points accessible by flowing in the vector field $e^{ih/\chi}$ for $\chi = 2/\sqrt{3} - \sqrt{3}/2$ at angle $\frac{\pi}{2}$ (red) and $-\frac{\pi}{2}$ (yellow), respectively, from $-i$. The lower middle panel shows the set of points accessible by flowing at angle $\frac{\pi}{2}$ (red) or angle $-\frac{\pi}{2}$ (yellow) from the yellow and red points, respectively, of the left picture and the lower right panel depicts another iteration of this. The top picture illustrates the light cone, which is the limit of this procedure.




Figure 1.15: Numerical simulation of the light cone construction of an $\text{SLE}_{64}(32; 32)$ process η' in $[-1, 1]^2$ from i to $-i$ generated using a projection h of a GFF on $[-1, 1]^2$ onto the space of functions piecewise linear on the triangles of an 800×800 grid. (It turns out that $\text{SLE}_{64}(\rho_1; \rho_2)$ processes are boundary filling only when $\rho_1, \rho_2 \leq 28$.) The lower left panel depicts the left and right boundaries of η' , which correspond to the set of points accessible by flowing in the vector field $e^{ih/\chi}$ for $\chi = 2/\sqrt{1/4} - \sqrt{1/4}/2$ at angle $\frac{\pi}{2}$ (red) and $-\frac{\pi}{2}$ (yellow), respectively, from $-i$. The lower middle panel shows the set of points accessible by flowing at angle $\frac{\pi}{2}$ (red) or angle $-\frac{\pi}{2}$ (yellow) from the yellow and red points, respectively, of the left picture and the lower right panel depicts another iteration of this. The top picture illustrates the light cone, which is the limit of this procedure.




Figure 1.16: The simulation of the light cone from the top panel of Figure 1.15 where trajectories which flow at angle $\frac{\pi}{2}$ are dark gray and those which flow at angle $-\frac{\pi}{2}$ are depicted in a medium-dark gray. The fan from $-i$ — the set of all points accessible by fixed-angle trajectories with angles in $[-\frac{\pi}{2}, \frac{\pi}{2}]$ starting at $-i$ — is drawn on top of the light cone. The different colors indicate trajectories with different angles. The simulation shows that the fan does not fill the light cone; we establish this fact rigorously in Proposition 7.33.

A similar statement holds on the event that η' is boundary filling on one or more segments of \mathbf{R} . In this case, η_L and η_R hit their continuation thresholds before reaching ∞ , but they can be extended to describe the entire left and right boundaries of η' in the manner explained in Figure 7.22.

The light cone construction of $\text{SLE}_{16/\kappa}$ processes described in the statement of Theorem 1.4 includes what is known as *Duplantier duality* or *SLE duality* — that the outer






Figure 1.17: Numerical simulation of the light cone construction of an SLE_{128} process η' in $[-1, 1]^2$ from i to $-i$ generated using a projection h of a GFF on $[-1, 1]^2$ onto the space of functions piecewise linear on the triangles of an 800×800 grid. The red and yellow curves depict the left and right boundaries, respectively, of the time evolution of η' as it traverses $[-1, 1]^2$.


boundary of an $\text{SLE}_{16/\kappa}$ process is equal in law to a kind of SLE_κ process. This was proven in certain cases by Zhan [Zha08, Zha10] and Dubédat [Dub09a]. Theorem 1.4 provides a more general version of this duality. It shows that the law of the right boundary of any $\text{SLE}_{16/\kappa}(\underline{\rho}')$ process η' from ∞ to 0 in \mathbf{H} is given by the flow line of angle $-\frac{\pi}{2}$ in the same imaginary geometry. Analogously, the law of the left boundary of any $\text{SLE}_{16/\kappa}(\underline{\rho}')$ process η' is given by the flow line of angle $\frac{\pi}{2}$ in the same imaginary




(a) An SLE_6 process η' from i to $-i$ generated using the light cone construction.



(b) The zero angle flow line η from $-i$ to i drawn on top of η' .



(c) The fan from $-i$ to i . The rays are $SLE_{8/3}(\rho_1; \rho_2)$ processes.



(d) The fan drawn on top of η' . It does not cover the range of η' .

Figure 1.18: Numerical simulation of the light cone construction of an SLE_6 process η' in $[-1, 1]^2$ from i to $-i$ and its interaction with the zero angle flow line $\eta \sim SLE_{8/3}(-1; -1)$ and the fan starting from $-i$, generated using a projection h of a GFF on $[-1, 1]^2$ onto the space of functions piecewise linear on the triangles of an 800×800 grid. In the top right panel, the conditional law of the restrictions of η' given η to the left and right sides of $[-1, 1]^2 \setminus \eta$ are independent $SLE_6(-\frac{3}{2})$ processes.

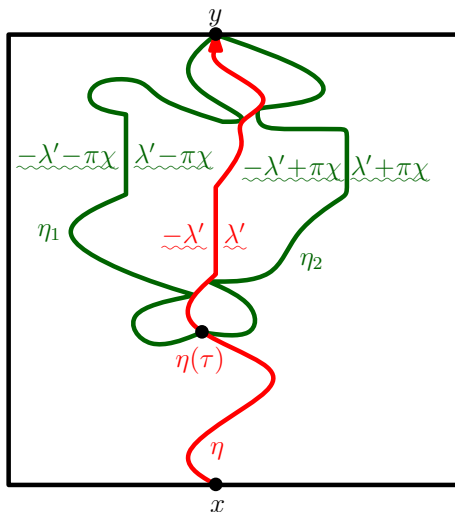


Figure 1.19: Let h be a GFF on a Jordan domain D , fix $x, y \in \partial D$ distinct, and let η be the flow line of h starting at x targeted at y . Let τ be any stopping time for η and let η_1 and η_2 be the flow lines of h conditional on η starting at $\eta(\tau)$ with angles π and $-\pi$, respectively, in the sense shown in the figure. If h were a smooth function, then we would have $\eta_1 = \eta_2$ and since π and $-\pi$ are the same modulo 2π , both paths would trace $\eta([0, \tau])$ in the reverse direction. For the GFF, we think of η_1 (resp. η_2) as starting infinitesimally to the left (resp. right) of $\eta(\tau)$; due to the roughness of the field, η_1 and η_2 do not merge into (and in fact cannot hit) $\eta([0, \tau])$. If $\kappa \in (2, 4)$, then η_1 and η_2 can hit $\eta|_{(\tau, \infty)}$ and if $\kappa \in (0, 2]$ then η_1 and η_2 do not hit $\eta|_{(\tau, \infty)}$. If $\kappa \in (8/3, 4)$, then η_1 can hit η_2 and if $\kappa \in (0, 8/3]$ then η_1 cannot hit η_2 . This, in particular, explains why the yellow and red curves of Figures 1.13–1.15 do not trace each other.

geometry.

We can also compute the conditional law of η' given either η_L or η_R . These results are described in more detail in Section 7.4.3. (One version of this statement also appears in [Dub09b, Section 8], where it is called “strong duality”.) We will also describe the law of η' conditioned on the boundaries of the portions of η' traced before and after η' hits a given boundary point. This result will be of particular interest to us in a subsequent work, in which we will prove the time reversal symmetry of $\text{SLE}_{16/\kappa}$ processes when $\kappa \in (2, 4)$ (so that $16/\kappa \in (4, 8)$).

The final result we wish to state concerns the interaction of imaginary rays with different angle and starting point. In contrast with the case that h is smooth, these rays may bounce off of each other and even merge, but they have the same monotonicity behavior in their starting point and angle as in the smooth case. This result leads to a theoretical understanding of the phenomena simulated in Figures 1.2–1.5, 1.7, and 1.8. The following statement is somewhat imprecise (as it does not describe all the constraints on boundary data that affect whether the distinct flow lines are certain to intersect before

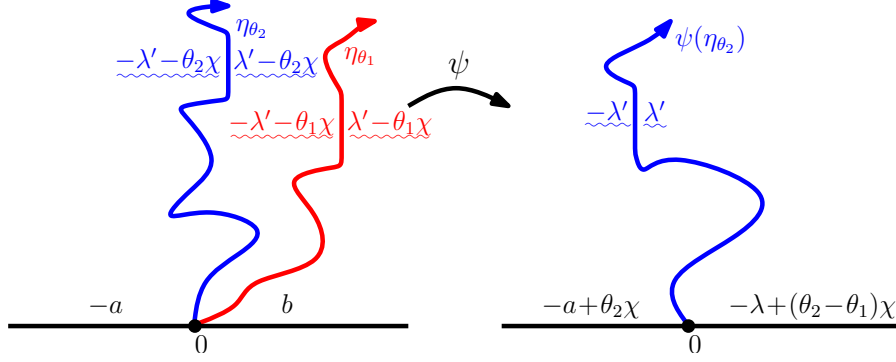


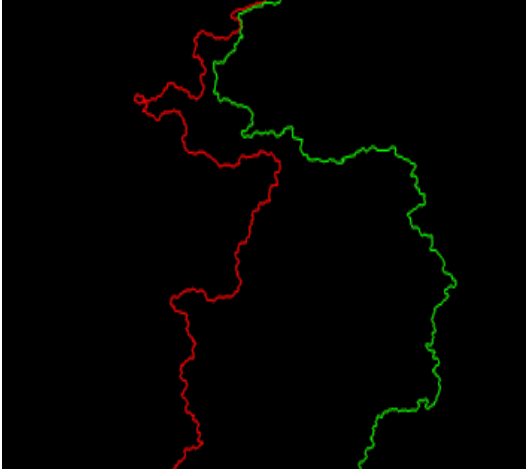
Figure 1.20: Suppose that h is a GFF on \mathbf{H} with the boundary data on the left panel. For each $\theta \in \mathbf{R}$, let η_θ be the flow line of the GFF $h + \theta\chi$. This corresponds to setting the angle of η_θ to be θ . Just as if h were a smooth function, if $\theta_1 < \theta_2$ then η_{θ_1} lies to the right of η_{θ_2} . The conditional law of h given η_{θ_1} and η_{θ_2} is a GFF on $\mathbf{H} \setminus \bigcup_{i=1}^2 \eta_{\theta_i}$ whose boundary data is shown above. By applying a conformal mapping and using the transformation rule (1.4), we can compute the conditional law of η_{θ_2} given the realization of η_{θ_1} and vice-versa. That is, η_{θ_2} given η_{θ_1} is an $\text{SLE}_\kappa((a - \theta_2\chi)/\lambda - 1; (\theta_2 - \theta_1)\chi/\lambda - 2)$ process independently in each of the connected components of $\mathbf{H} \setminus \eta_{\theta_1}$ which lie to the left of η_{θ_1} . Moreover, η_{θ_1} given η_{θ_2} is an $\text{SLE}_\kappa((\theta_2 - \theta_1)\chi/\lambda - 2; (b + \theta_1\chi)/\lambda - 1)$ independently in each of the connected components of $\mathbf{H} \setminus \eta_{\theta_2}$ which lie to the right of η_{θ_2} . Versions of this result also hold for flow lines which start at different points as well as in the setting where the boundary data is piecewise constant (see Theorem 1.5).

getting trapped at other boundary points) but a more detailed discussion appears in Section 7; see also Figure 1.20 and Figure 1.21.

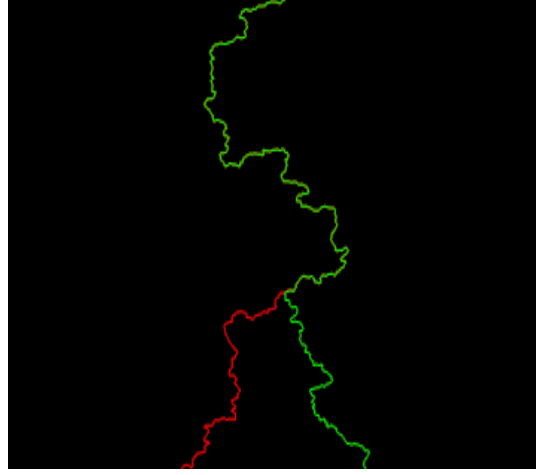
Theorem 1.5. *Suppose that h is a GFF on \mathbf{H} with piecewise constant boundary data. For each $\theta \in \mathbf{R}$ and $x \in \partial\mathbf{H}$ we let η_θ^x be the flow line of h starting at x with angle θ . Fix $x_1, x_2 \in \partial\mathbf{H}$ with $x_1 \geq x_2$.*

- (i) *If $\theta_1 < \theta_2$ then $\eta_{\theta_1}^{x_1}$ almost surely stays to the right of $\eta_{\theta_2}^{x_2}$. If, in addition, $\theta_2 - \theta_1 < \pi\kappa/(4 - \kappa)$, then $\eta_{\theta_1}^{x_1}$ and $\eta_{\theta_2}^{x_2}$ can bounce off of each other; otherwise the paths almost surely do not intersect (except possibly at their starting point).*
- (ii) *If $\theta_1 = \theta_2$, then $\eta_{\theta_1}^{x_1}$ may intersect $\eta_{\theta_2}^{x_2}$ and, upon intersecting, the two curves merge and never separate.*
- (iii) *Finally, if $\theta_2 + \pi > \theta_1 > \theta_2$, then $\eta_{\theta_1}^{x_1}$ may intersect $\eta_{\theta_2}^{x_2}$ and, upon intersecting, crosses and then never crosses back. If, in addition, $\theta_1 - \theta_2 < \pi\kappa/(4 - \kappa)$, then $\eta_{\theta_1}^{x_1}$ and $\eta_{\theta_2}^{x_2}$ can bounce off of each other; otherwise the paths almost surely do not subsequently intersect.*

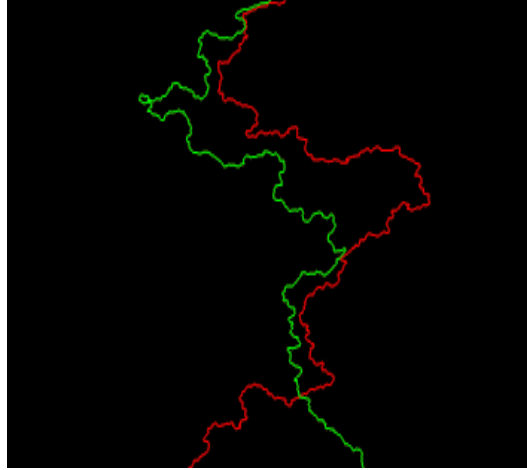
The monotonicity component of Theorem 1.5 (i.e., the fact that $\eta_{\theta_1}^{x_1}$ almost surely stays to the right of $\eta_{\theta_2}^{x_2}$) will be first proved in settings where $\eta_{\theta_1}^x, \eta_{\theta_2}^x$ almost surely



(a) If $\theta_1 < \theta_2$, then $\eta_{\theta_1}^{x_1}$ stays to the right of $\eta_{\theta_2}^{x_2}$.



(b) If $\theta_1 = \theta_2$, then $\eta_{\theta_1}^{x_1}$ merges with $\eta_{\theta_2}^{x_2}$ upon intersecting.



(c) If $\theta_2 < \theta_1 < \theta_2 + \pi$, then $\eta_{\theta_1}^{x_1}$ crosses $\eta_{\theta_2}^{x_2}$ upon intersecting but does not cross back.

Figure 1.21: Numerical simulations which depict the three types of flow line interaction, as described in the statement of Theorem 1.5. In each of the simulations, we fixed $x_2 < x_1$ in $[-1 - i, 1 - i]$, $\theta_1, \theta_2 \in \mathbf{R}$, and took $\eta_{\theta_1}^{x_1}$ (resp. $\eta_{\theta_2}^{x_2}$) to be the flow line of a projection of a GFF on $[-1, 1]^2$ to the space of functions piecewise linear on the triangles of a 300×300 grid starting at x_1 (resp. x_2) with angle θ_1 (resp. θ_2).

do not intersect $\partial\mathbf{H}$ after time 0 (and have the same starting point) in Section 5. In Section 7, we will extend this result to the boundary intersecting regime and establish the merging and crossing statements. We will also explain in Section 6 and Section 7 how in the setting of Theorem 1.5 one can compute the conditional law of $\eta_{\theta_1}^{x_1}$ given $\eta_{\theta_2}^{x_2}$ and vice-versa (see Figure 1.20 for an important special case of this).

Note that the angle restriction $\theta_2 < \theta_1 < \theta_2 + \pi$ is also the one that allows the Euclidean lines to cross (i.e., would allow for η_{θ_2} to cross from the left side of η_{θ_1} to the right side if h were constant). Although we will not explore this issue here, we remark that it is also interesting to consider what would happen if we took $\theta_1 \geq \theta_2 + \pi$. It turns out that in this regime extra crossings can occur at points where both paths intersect \mathbf{R} , which is somewhat more complicated to describe.

1.5 Outline

The remainder of this article is structured as follows. In Section 2, we will prove the existence and uniqueness of solutions to the $\text{SLE}_\kappa(\rho)$ equation (1.10), even with force points starting at $0^-, 0^+$. We will also show that solutions to (1.10) are characterized by a certain martingale property. Next, in Section 3, we will review the construction and properties of the Gaussian free field which will be relevant for this work. The notion of a “local set,” first introduced in [SS13], will be of particular importance to us. We will also provide an independent proof of Theorem 1.1. In Section 4, we will give a new presentation of Dubédat’s proof of SLE-duality — that the outer boundary of an $\text{SLE}_{16/\kappa}$ process is described by a certain SLE_κ process for $\kappa \in (0, 4)$. Following Dubédat, we explain how this result (and a slight generalization) implies Theorem 1.2 for flow lines which are non-boundary intersecting. The purpose of Section 5 is to establish the monotonicity of flow lines in their angle and to prove Theorem 1.4 — that the range of an $\text{SLE}_{16/\kappa}$ trace can be realized as a light cone of points which are accessible by angle restricted SLE_κ trajectories, $\kappa \in (0, 4)$ — in a certain special case. Then, in Section 6, we will prove a number of technical estimates which allow us to rule out pathological behavior in the conditional mean of the GFF when multiple flow and counterflow lines interact. This will allow us to compute the conditional law of one path given several others. Finally, in Section 7 we will complete the proofs of our main theorems.

The general strategy in Sections 4–7 is the following:

1. We first show that non-boundary intersecting flow and counterflow lines are deterministic functions of the field and respect certain monotonicity properties (Section 4 and Section 5).
2. We will then explain how to compute the conditional law of one non-boundary-intersecting path given several others in Section 6. The conditional law will always be an $\text{SLE}_\kappa(\rho)$ type process. Even though the paths we consider in Sections 4–6 do not intersect the boundary, they can intersect each other.
3. We will use this in Section 7 to derive the corresponding statements (as well as continuity of the trajectories) for boundary intersecting paths from our results in the case that the paths are not boundary intersecting using conditioning arguments.

2 The Schramm-Loewner evolution

2.1 Overview of SLE_κ

SLE_κ is a one-parameter family of conformally invariant random curves, introduced by Oded Schramm in [Sch00] as a candidate for (and later proved to be) the scaling limit of loop erased random walk [LSW04] and the interfaces in critical percolation [Smi01, CN06]. Schramm's curves have been shown so far also to arise as the scaling limit of the macroscopic interfaces in several other models from statistical physics: [Smi10, CS12, SS05, SS09, Mil10]. More detailed introductions to SLE can be found in many excellent survey articles of the subject, e.g., [Wer04, Law05].

An SLE_κ in \mathbf{H} from 0 to ∞ is defined by the random family of conformal maps g_t obtained by solving the Loewner ODE (1.6) with $W = \sqrt{\kappa}B$ and B a standard Brownian motion. Write $K_t := \{z \in \mathbf{H} : \tau(z) \leq t\}$ where $\tau(z) = \sup\{t \geq 0 : \text{Im}(g_t(z)) > 0\}$. Then g_t is the unique conformal map from $\mathbf{H}_t := \mathbf{H} \setminus K_t$ to \mathbf{H} satisfying $\lim_{|z| \rightarrow \infty} |g_t(z) - z| = 0$.

Rohde and Schramm showed that there a.s. exists a curve η (the so-called SLE trace) such that for each $t \geq 0$ the domain \mathbf{H}_t of g_t is the unbounded connected component of $\mathbf{H} \setminus \eta([0, t])$, in which case the (necessarily simply connected and closed) set K_t is called the “filling” of $\eta([0, t])$ [RS05]. An SLE_κ connecting boundary points x and y of an arbitrary simply connected Jordan domain can be constructed as the image of an SLE_κ on \mathbf{H} under a conformal transformation $\varphi: \mathbf{H} \rightarrow D$ sending 0 to x and ∞ to y . (The choice of φ does not affect the law of this image path, since the law of SLE_κ on \mathbf{H} is scale invariant.)

2.2 Definition of $\text{SLE}_\kappa(\rho)$

The so-called $\text{SLE}_\kappa(\rho)$ processes are an important variant of SLE_κ in which one keeps track of additional marked points. Just as with regular SLE_κ , one constructs $\text{SLE}_\kappa(\rho)$ using the Loewner equation except that the driving function W is replaced with a solution to the SDE (1.10). The purpose of this section is to construct solutions to (1.10) in a careful and canonical way. We will not actually need to think about the Loewner evolution on the half plane for any of the discussion in this subsection. It will be enough for now to think about the Loewner evolution restricted to the real line.

We first recall that the Bessel process of dimension $\delta > 0$, also written BES^δ , is in some sense a (non-negative) solution to the SDE

$$dX_t = dB_t + \frac{\delta - 1}{2X_t} dt, \quad X_0 \geq 0 \tag{2.1}$$

where B is a standard Brownian motion. A detailed construction of the Bessel processes appears, for example, in [RY99, Chapter XI]. We review a few of the basic facts here.

When $\delta > 1$, (2.1) holds in the sense that X is a.s. *instantaneously reflecting* at 0 (i.e., the set of times for which $X_t = 0$ has Lebesgue measure zero) and a.s. satisfies

$$X_t = X_0 + B_t + \int_0^t \frac{\delta - 1}{2X_s} ds, \quad X_0 \geq 0. \quad (2.2)$$

In particular, assuming $\delta > 1$, the integral in (2.2) is finite a.s. so that X_t is a semi-martingale. The solution is a strong solution in the sense of [RY99], which means that X is adapted to the filtration generated by the Brownian motion B . The law of X is determined by the fact that it is a solution to (2.1) away from times where $X_t = 0$, instantaneously reflecting where $X_t = 0$, and adapted to the filtration generated by B .

Regardless of δ , standard SDE results imply that (2.2) has a unique solution up until the first time t that $X_t = 0$. When $\delta < 1$, however, (2.2) cannot hold beyond times at which $X_t = 0$ without a so-called principal value correction, because the integral in (2.2) is almost surely infinite beyond such times (see [She09, Section 3.1] for additional discussion of this point). Bessel processes can be defined for all time whenever $\delta > 0$ but they are not semi-martingales when $\delta \in (0, 1)$. For this paper, it turns out not to be necessary to consider settings that require a principal value correction. We may always assume that either $\delta > 1$ or that $\delta \leq 1$ but we only consider the process up to the first time that X reaches zero.

Fix a value $\rho > -2$ and write

$$\delta = 1 + \frac{2(\rho + 2)}{\kappa},$$

noting that $\delta > 1$. Let X be an instantaneously reflecting solution to (2.1) for some $X_0 = x_0 \geq 0$. We would like to define a pair W and V^R that solves the SDE (1.10) with $W_0 = 0$ and some fixed initial value $V_0^R = x_0^R \geq 0$. To motivate the definition, note that (1.10) formally implies that the difference $V^R - W$ solves the same SDE as $\sqrt{\kappa}X$, away from times where it is equal to zero. Thus it is natural to write

$$\begin{aligned} V_t^R &= x_0^R + \int_0^t \frac{2}{\sqrt{\kappa}X_s} ds, \\ W_t &= V_t^R - \sqrt{\kappa}X_t. \end{aligned} \quad (2.3)$$

The standard definition of (single-force-point) $\text{SLE}_\kappa(\rho)$ is the Loewner evolution driven by the process W defined in (2.3).

Let us now extend the definition to the multiple-force-point setting. Although the definition is straightforward, we have not found a construction of the law of multiple-force-point SLE in the literature that applies in the generality we consider here. There are some minor technicalities that arise when solving the SDE (1.10) that do not seem to have been fully addressed previously. One definition of $\text{SLE}_\kappa(\underline{\rho})$ in the case of two force points, one left and one right, both starting at zero (constructed by continuously rescaling so that the force points stay at 0 and 1 and using a time change to reduce the

problem to a one-dimensional diffusion) appeared in [SS09], and it was shown that when $\kappa = 4$ the process defined this way is a scaling limit of discrete GFF level lines with certain boundary conditions. However, [SS09] did not provide a general- κ explanation of the sense in which the definition was canonical. One could worry that subtle changes to the way that the process gets started, or the way the process behaves when force points collide with W_t , could lead to different but equally valid definitions of $\text{SLE}_\kappa(\underline{\rho})$.

Definition 2.1. Let B be a standard Brownian motion. We will say that the continuous processes W and $V^{i,q}$ describe an $\text{SLE}_\kappa(\underline{\rho})$ evolution corresponding to B (up to some stopping time) if B is a Brownian motion with respect to the filtration $\mathcal{F}_t = \sigma(B_s, W_s, V_s^{i,q} : s \leq t)$ and the following hold (up to that stopping time):

1. For every stopping time τ for $(W, V^{i,q})$ which is almost surely a non-collision time for W and the $V^{i,q}$, we have that the processes W , $V^{i,q}$, and B satisfy (1.10) in the time interval $[\tau, \sigma]$ where σ is the first time after τ that W collides with one of the $V^{i,q}$. Moreover, $(W, V^{i,q})$ in $[\tau, \sigma]$ is adapted to the filtration generated by $(W_\tau, V_\tau^{i,q})$ and $B|_{[\tau, \sigma]}$.
2. We have instantaneous reflection of W off the $V^{i,q}$, i.e., it is almost surely the case that for Lebesgue almost all times t we have $W_t \neq V_t^{i,q}$ for each q and i .
3. We also have almost surely that $V_t^{i,q} = x^{i,q} + \int_0^t \frac{2}{V_s^{i,q} - W_s} ds$ for each q and i .

The three conditions are equivalent to the integral form of (1.10) (as explained just below), but it will be convenient to treat them separately. The definition stated above is motivated by but does not make any reference to Loewner evolution.

Once we are given the first two conditions, Condition 3 rules out extraneous “local time pushes” that might be made to *both* W and $V^{i,q}$ on the set of collision times. Condition 3 actually implies Condition 2 (since instantaneous reflection is required in order for the integral in Condition 3 to be defined). We will use the term $\text{SLE}_\kappa(\underline{\rho})$ to describe the Loewner evolution (g_t) driven by W or the corresponding trace (which we will eventually prove to be a continuous path almost surely).

We allow for the possibility that some of the $V^{i,L}$ may be equal to one another when $t = 0$ or that they may merge into each other at some $t > 0$ (and similarly for the $V^{i,R}$). We define the **continuation threshold** to be the infimum of the t values for which either

$$\sum_{i: V_t^{i,L} = W_t} \rho^{i,L} \leq -2 \quad \text{or} \quad \sum_{i: V_t^{i,R} = W_t} \rho^{i,R} \leq -2.$$

We will only construct $\text{SLE}_\kappa(\underline{\rho})$ for t below the continuation threshold.

We will now explain why Conditions 1–3 from Definition 2.1 imply that the processes W_t and $V_t^{i,q}$ satisfy the integral form of (1.10).

Fix $T, \tilde{\epsilon} > 0$ and $S \in (0, T)$ (non-random). Let $S_{\tilde{\epsilon}}$ be the first time t after S that both $V_t^{1,L} - W_t \leq -\tilde{\epsilon}$ and $V_t^{1,R} - W_t \geq \tilde{\epsilon}$ and let $T_{\tilde{\epsilon}}$ be the minimum of T and the first time after $S_{\tilde{\epsilon}}$ that either

1. there are at least two force points within distance $\tilde{\epsilon}$ of W or
2. W is within distance $\tilde{\epsilon}$ of a force point with weight less than or equal to -2 .

Note that $T_{\tilde{\epsilon}}$ occurs before the continuation threshold is hit. We are going to show that Conditions 1–3 imply that W_t and $V_t^{i,q}$ satisfy the integral form of (1.10) in the time interval $[S_{\tilde{\epsilon}}, T_{\tilde{\epsilon}}]$. Once we have shown this, it is then clear that W_t and $V_t^{i,q}$ satisfy the integral form of (1.10) up until time T (or the continuation threshold is hit). Indeed, by sending $\tilde{\epsilon} \rightarrow 0$, we see that the integrated version of the equation is solved in the time interval from S up until the first time after S that there is a collision of force points (in which case the force points merge), the continuation threshold is hit, or time T is reached. The result thus follows by inducting on the number of force points and then taking a limit as $S \rightarrow 0$.

Fix $\epsilon \in (0, \tilde{\epsilon})$. Let $\sigma_1 = \inf\{t \geq S_{\tilde{\epsilon}} : \min_{i,q} |W_t - V_t^{i,q}| = 0\}$ and let i_1, q_1 be such that $W_{\sigma_1} = V_{\sigma_1}^{i_1, q_1}$. Let $\tau_1 = \inf\{t \geq \sigma_1 : |W_t - V_t^{i_1, q_1}| \geq \epsilon\}$ and note by the monotonicity of the force points (i.e., the $V_t^{i,L}$ are decreasing in i and the $V_t^{i,R}$ are increasing in i) that $\min_{i,q} |W_{\tau_1} - V_{\tau_1}^{i,q}| = \epsilon > 0$. Suppose that σ_j, τ_j have been defined for $1 \leq j \leq k$. We then let $\sigma_{k+1} = \inf\{t \geq \tau_k : \min_{i,q} |W_t - V_t^{i,q}| = 0\}$ and let i_{k+1}, q_{k+1} be such that $W_{\sigma_{k+1}} = V_{\sigma_{k+1}}^{i_{k+1}, q_{k+1}}$. Let $\tau_{k+1} = \inf\{t \geq \sigma_{k+1} : |W_t - V_t^{i_{k+1}, q_{k+1}}| \geq \epsilon\}$ and note by the monotonicity of the force points that $\min_{i,q} |W_{\tau_{k+1}} - V_{\tau_{k+1}}^{i,q}| = \epsilon > 0$.

Condition 1 implies that there exists a standard Brownian motion B such that

$$\begin{aligned} & \sum_j (W_{\sigma_{j+1} \wedge T_{\tilde{\epsilon}}} - W_{\tau_j \wedge T_{\tilde{\epsilon}}}) - \sum_{i,j,q} \int_{\tau_j \wedge T_{\tilde{\epsilon}}}^{\sigma_{j+1} \wedge T_{\tilde{\epsilon}}} \frac{\rho^{i,q}}{W_s - V_s^{i,q}} ds \\ &= \sum_j \sqrt{\kappa} (B_{\sigma_{j+1} \wedge T_{\tilde{\epsilon}}} - B_{\tau_j \wedge T_{\tilde{\epsilon}}}). \end{aligned} \quad (2.4)$$

Let $N_{\tilde{\epsilon}} = \min\{j \geq 1 : \tau_j \geq T_{\tilde{\epsilon}}\}$. By the definition of the stopping times, we have that

$$\begin{aligned} & \sum_j |W_{\tau_j \wedge T_{\tilde{\epsilon}}} - W_{\sigma_j \wedge T_{\tilde{\epsilon}}}| \leq N_{\tilde{\epsilon}} \epsilon + \sum_j |V_{\tau_j \wedge T_{\tilde{\epsilon}}}^{i_j, q_j} - V_{\sigma_j \wedge T_{\tilde{\epsilon}}}^{i_j, q_j}| \\ & \leq N_{\tilde{\epsilon}} \epsilon + \sum_{i,j,q} |V_{\tau_j \wedge T_{\tilde{\epsilon}}}^{i,q} - V_{\sigma_j \wedge T_{\tilde{\epsilon}}}^{i,q}|. \end{aligned} \quad (2.5)$$

Condition 3 implies that the $V_t^{i,q}$ are absolutely continuous, hence the sum on the right hand side of (2.5) almost surely tends to 0 as $\epsilon \rightarrow 0$.

We turn to explain why $N_{\tilde{\epsilon}} \epsilon \rightarrow 0$ almost surely as $\epsilon \rightarrow 0$ (at least along a positive sequence (ϵ_k) tending to 0 sufficiently quickly). As we will explain momentarily in more

detail, this follows in the case that we have a single force point with weight $\rho > -2$ because of the tail for the amount of time it takes for a Bessel process of dimension $\delta > 1$ to exit $[0, \tilde{\epsilon}]$ when starting from ϵ . We can reduce the case of many force points to this case in the following manner.

We group the intervals $[\tau_j, \sigma_{j+1}]$ up until time $T_{\tilde{\epsilon}}$ into two different types: those intervals in which

1. W starts at distance ϵ of $V^{1,L}$ and
2. W starts at distance ϵ of $V^{1,R}$.

(By relabeling the $V^{i,q}$ due to merging, we call $V^{1,L}$ and $V^{1,R}$ the rightmost and leftmost force point, respectively, which is to the left and right, respectively, of W after time $S_{\tilde{\epsilon}}$.) Let \mathcal{J}^L (resp. \mathcal{J}^R) consist of those j of the first (resp. second) type. For each j , we let $\xi_{j+1} = \inf\{t \geq \sigma_j : |W_t - V_t^{i_j, q_j}| \geq \tilde{\epsilon}\}$ and let $\tilde{\sigma}_{j+1} = \min(\sigma_{j+1}, \xi_{j+1}, T_{\tilde{\epsilon}})$. By the Girsanov theorem, the law of the sequence $(W_{t-\tau_j} - V_{t-\tau_j}^{1,L} : t \in [\tau_j, \tilde{\sigma}_{j+1}])$ for $j \in \mathcal{J}^L$ up until the first $j \in \mathcal{J}^L$ with $\tau_j \geq T_{\tilde{\epsilon}}$ is absolutely continuous with respect to the corresponding sequence for single-force-point $\text{SLE}_{\kappa}(\rho)$ with $\rho > -2$ restricted to the corresponding intervals of time (i.e., when the driving function starts from distance ϵ of its force point and then is run until either hitting the force point or reaching distance at least $\tilde{\epsilon}$ from the force point).

We are now going to explain why the Radon-Nikodym derivative Z^L between these two sequences does not degenerate when we take a limit as $\epsilon \rightarrow 0$ (with $S, T, \tilde{\epsilon}$ fixed). This argument will likewise give that the same is true when we consider $j \in \mathcal{J}^R$ in place of $j \in \mathcal{J}^L$. Let

$$M^L = -\frac{1}{\sqrt{\kappa}} \sum_{j \in \mathcal{J}^L} \int_{\tau_j}^{\tilde{\sigma}_{j+1}} \sum_{(i,q) \neq (1,L)} \frac{\rho^{i,q}}{W_s - V_s^{i,q}} dB_s$$

and also let

$$\langle M^L \rangle = \frac{1}{\kappa} \sum_{j \in \mathcal{J}^L} \int_{\tau_j}^{\tilde{\sigma}_{j+1}} \left(\sum_{(i,q) \neq (1,L)} \frac{\rho^{i,q}}{W_s - V_s^{i,q}} \right)^2 ds$$

be the quadratic variation of M^L . The Girsanov theorem implies that the result of weighting the law of $(W, V^{i,q})$ by

$$Z^L = \exp(M^L - \frac{1}{2} \langle M^L \rangle) \tag{2.6}$$

(as a consequence of the deterministic upper bound on $\langle M^L \rangle$ that we will momentarily obtain, we will see that there are not any integrability issues with Z^L) is a process which evolves as a single-force-point $\text{SLE}_{\kappa}(\rho)$ with $\rho > -2$ in each of the intervals $[\tau_j, \tilde{\sigma}_{j+1}]$ for $j \in \mathcal{J}^L$ where the force point and driving function start at distance ϵ from each other and the evolution is stopped once they either collide or reach distance $\tilde{\epsilon}$ from each other.

Let $\mathbf{P}_{\epsilon, \tilde{\epsilon}}^*$ denote the resulting law. That is, $d\mathbf{P}_{\epsilon, \tilde{\epsilon}}^*/d\mathbf{P} = Z^L$. Since in each of the intervals $[\tau_j, \tilde{\sigma}_{j+1}]$, we know that the distance of W to $V^{i,q}$ for $(i, q) \neq (1, L)$ is at least $\tilde{\epsilon}$, it then follows that with n given by the number of force points and $C = \kappa^{-1} \max_{i,q} (\rho^{i,q})^2$ we have the deterministic bound

$$\langle M^L \rangle \leq Cn^2 T \tilde{\epsilon}^{-2}.$$

Using that $\exp(-M^L - \frac{1}{2}\langle M^L \rangle)$ has mean 1 in the third step below (as a consequence of the bound on $\langle M^L \rangle$ given just above), we have that

$$\mathbf{E}[(Z^L)^{-1}] \leq e^{Cn^2 T \tilde{\epsilon}^{-2}/2} \mathbf{E}[\exp(-M^L)] \leq e^{Cn^2 T \tilde{\epsilon}^{-2}} \mathbf{E}[\exp(-M^L - \frac{1}{2}\langle M^L \rangle)] = e^{Cn^2 T \tilde{\epsilon}^{-2}}.$$

We thus have that

$$\mathbf{E}_{\epsilon, \tilde{\epsilon}}^*[(Z^L)^{-2}] = \mathbf{E}[(Z^L)^{-2} \cdot Z^L] = \mathbf{E}[(Z^L)^{-1}] \leq e^{Cn^2 T \tilde{\epsilon}^{-2}}.$$

Then for any event A , we have that

$$\mathbf{P}[A] = \mathbf{E}_{\epsilon, \tilde{\epsilon}}^*[\mathbf{1}_A (Z^L)^{-1}] \leq (\mathbf{P}^*[A])^{1/2} (\mathbf{E}_{\epsilon, \tilde{\epsilon}}^*[(Z^L)^{-2}])^{1/2} \leq e^{Cn^2 T \tilde{\epsilon}^{-2}/2} (\mathbf{P}_{\epsilon, \tilde{\epsilon}}^*[A])^{1/2}. \quad (2.7)$$

We claim that for each fixed $\zeta > 0$ we have that

$$\limsup_{\epsilon \rightarrow 0} \mathbf{P}_{\epsilon, \tilde{\epsilon}}^*[N_{\tilde{\epsilon}} \epsilon \geq \zeta] = 0. \quad (2.8)$$

Indeed, (2.8) follows because of the tail of the amount of time it takes for a Bessel process of dimension $\delta \in (1, 2)$ starting from ϵ to hit either 0 or $\tilde{\epsilon}$. To make this precise, we suppose that X is a Bessel process of dimension $\delta \in (1, 2)$ starting from ϵ . Fix $\alpha > \epsilon$. Let τ_0 (resp. τ_α) be the first time that X hits 0 (resp. α) and let $\tau = \tau_0 \wedge \tau_\alpha$ be the first time that X exits $[0, \alpha]$. Using that $X_t^{2-\delta}$ is a continuous local martingale, the optional stopping theorem implies that

$$\epsilon^{2-\delta} = X_0^{2-\delta} = \mathbf{E}[X_\tau^{2-\delta}] = \alpha^{2-\delta} \mathbf{P}[\tau_\alpha < \tau_0]. \quad (2.9)$$

Rearranging (2.9) implies that

$$\mathbf{P}[\tau_\alpha < \tau_0] = \left(\frac{\epsilon}{\alpha}\right)^{2-\delta}. \quad (2.10)$$

Applying (2.10) for $\alpha = \tilde{\epsilon}/2$ and using that Bessel processes satisfy Brownian scaling, it follows that the probability that X takes at least $\tilde{\epsilon}^2$ time to exit $[0, \tilde{\epsilon}]$ is at least an $\tilde{\epsilon}$ -dependent constant times $\epsilon^{2-\delta}$. Since $2 - \delta \in (0, 1)$ so that the exponent of $\epsilon^{2-\delta}$ is in $(0, 1)$, we see that (2.8) follows from Chebyshev's inequality as one can stochastically dominate from below the sum of the lengths of time required by the process starting from ϵ to exit $[0, \tilde{\epsilon}]$ by a sum of independent random variables which take the value $\tilde{\epsilon}^2$ with probability proportional to $\epsilon^{2-\delta}$ and 0 otherwise.

Combining, (2.7) and (2.8) along with the Borel-Cantelli lemma implies that $N_{\bar{\epsilon}}\epsilon \rightarrow 0$ as $\epsilon \rightarrow 0$ almost surely (at least along a positive sequence ϵ_k tending to 0 sufficiently quickly).

Since $N_{\bar{\epsilon}}\epsilon \rightarrow 0$ almost surely as $\epsilon \rightarrow 0$, by combining (2.4) and (2.5) we consequently have that

$$\begin{aligned} & \sum_j (W_{\sigma_{j+1} \wedge T_{\bar{\epsilon}}} - W_{\tau_j \wedge T_{\bar{\epsilon}}}) - \sum_{i,j,q} \int_{\tau_j \wedge T_{\bar{\epsilon}}}^{\sigma_{j+1} \wedge T_{\bar{\epsilon}}} \frac{\rho^{i,q}}{W_s - V_s^{i,q}} ds \\ & \rightarrow W_{T_{\bar{\epsilon}}} - W_{S_{\bar{\epsilon}}} - \sum_{i,q} \int_{S_{\bar{\epsilon}}}^{T_{\bar{\epsilon}}} \frac{\rho^{i,q}}{W_s - V_s^{i,q}} ds \quad \text{as } \epsilon \rightarrow 0. \end{aligned}$$

We also have that

$$\begin{aligned} & \left(\sum_j (B_{\tau_j \wedge T_{\bar{\epsilon}}} - B_{\sigma_j \wedge T_{\bar{\epsilon}}}) \right)^2 = \sum_{i,j} (B_{\tau_j \wedge T_{\bar{\epsilon}}} - B_{\sigma_j \wedge T_{\bar{\epsilon}}}) (B_{\tau_i \wedge T_{\bar{\epsilon}}} - B_{\sigma_i \wedge T_{\bar{\epsilon}}}) \\ & = \sum_j (B_{\tau_j \wedge T_{\bar{\epsilon}}} - B_{\sigma_j \wedge T_{\bar{\epsilon}}})^2 + 2 \sum_{i < j} (B_{\tau_j \wedge T_{\bar{\epsilon}}} - B_{\sigma_j \wedge T_{\bar{\epsilon}}}) (B_{\tau_i \wedge T_{\bar{\epsilon}}} - B_{\sigma_i \wedge T_{\bar{\epsilon}}}). \end{aligned}$$

The second summand above has zero expectation by the optional stopping theorem since the stopping times are bounded by T . Since

$$(B_{t \wedge T_{\bar{\epsilon}}} - B_{\sigma_j \wedge T_{\bar{\epsilon}}})^2 - (t \wedge T_{\bar{\epsilon}} - \sigma_j \wedge T_{\bar{\epsilon}}) \quad \text{for } t \geq \sigma_j$$

is a martingale for each j , it follows from the optional stopping theorem that the expectation of the first summand above is equal to

$$\mathbf{E} \left[\sum_j (\tau_j \wedge T_{\bar{\epsilon}} - \sigma_j \wedge T_{\bar{\epsilon}}) \right].$$

Note that the quantity inside of the expectation is bounded from above by the minimum of T and the amount of time that W spends within distance ϵ of the $V^{i,q}$. Condition 2 implies that this latter quantity tends to 0 almost surely as $\epsilon \rightarrow 0$. Therefore the expectation tends to zero as $\epsilon \rightarrow 0$ by the dominated convergence theorem (we may use the constant function T as our dominating function). Consequently, it follows that the sum of the changes to B in the intervals $[\sigma_j \wedge T_{\bar{\epsilon}}, \tau_j \wedge T_{\bar{\epsilon}}]$ for $1 \leq j \leq N_{\bar{\epsilon}}$ tends to 0 in probability as $\epsilon \rightarrow 0$. Combining, we have that

$$W_{T_{\bar{\epsilon}}} - W_{S_{\bar{\epsilon}}} - \sum_{i,q} \int_{S_{\bar{\epsilon}}}^{T_{\bar{\epsilon}}} \frac{\rho^{i,q}}{W_s - V_s^{i,q}} ds = \sqrt{\kappa} (B_{T_{\bar{\epsilon}}} - B_{S_{\bar{\epsilon}}}) + o(1)$$

where the $o(1)$ term tends to 0 in probability as $\epsilon \rightarrow 0$. By passing along a subsequence as $\epsilon \rightarrow 0$, we have that the $o(1)$ term tends to 0 almost surely, hence

$$W_{T_{\bar{\epsilon}}} - W_{S_{\bar{\epsilon}}} - \sum_{i,q} \int_{S_{\bar{\epsilon}}}^{T_{\bar{\epsilon}}} \frac{\rho^{i,q}}{W_s - V_s^{i,q}} ds = \sqrt{\kappa} (B_{T_{\bar{\epsilon}}} - B_{S_{\bar{\epsilon}}}).$$

By sending $\tilde{\varepsilon} \rightarrow 0$ and then repeating the argument at the successive merging times of the force points, we thus have almost surely with τ given by the continuation threshold that

$$W_{T \wedge \tau} - W_{S \wedge \tau} - \sum_{i,q} \int_{S \wedge \tau}^{T \wedge \tau} \frac{\rho^{i,q}}{W_s - V_s^{i,q}} ds = \sqrt{\kappa}(B_{T \wedge \tau} - B_{S \wedge \tau}). \quad (2.11)$$

Since both sides of (2.11) are continuous, it follows that (2.11) holds almost surely for all $0 < S < T$. It therefore follows that (1.10) is satisfied in integrated form.

Theorem 2.2. *Given the vector $\underline{\rho}$ and the initial values $V_0^{i,q}$, Definition 2.1 uniquely determines a joint law for W_t , B_t , and the $V_t^{i,q}$ — each defined for all t up to the continuation threshold. Under this law, the values W_t , B_t , and $V_t^{i,q}$ taken together are a continuous multidimensional Markovian process indexed by t .*

Proof. When there is only a single force point, Theorem 2.2 follows from standard facts about Bessel processes (see Chapter XI of [RY99]; recall also (2.3)) and the definition coincides with the standard definition of $\text{SLE}_\kappa(\underline{\rho})$.

If there are multiple force points but all of the $V_0^{i,q}$ are non-zero except for one (without loss of generality, we may suppose that only $V_0^{1,R}$ is possibly zero) then one can obtain existence of a process with the properties above, defined up until the first time that one of the *other* force points collides with W_t , using a Girsanov transformation (see the discussion of Girsanov's Theorem, e.g., in [KS91, RY99]) applied to the standard one-force-point $\text{SLE}_\kappa(\underline{\rho})$ that one would obtain if $V_0^{1,R}$ were the only force point. Girsanov's theorem applies because the remaining force points introduce a smooth drift to the Brownian motion, and the new process obtained is absolutely continuous with respect to the one-force-point process (as long as one stops at a bounded stopping time that occurs before W_t gets within some fixed constant distance of one the other force points).

One can also reverse this procedure (starting with a process defined for multiple force points and applying Girsanov's theorem to produce the process corresponding to one force point). If there were multiple possibilities for the joint laws of the W_t , B_t , and $V_t^{i,q}$ in the multiple-force-point case, then this would produce multiple possibilities for the joint laws in the single-force-point case, contradicting what we have already established.

This gives us existence and uniqueness of the law up until the first time that one of the *other* force points (besides $V_0^{1,R}$) hits W_t . When this happens, one can use this other force point in place of $V_0^{1,R}$ (or if this other point is on the right, it will have merged with $V_0^{1,R}$ and one can subsequently treat the two force points together) and continue until a force point other than this new one is hit. Iterating this process uniquely defines the law all the way up to the continuation threshold. (To check this formally, one has to rule out the possibility that infinitely many of these iterations may occur in a finite period of time. Since there are only finitely many force points, the number of times at which two right force points merge, or two left points merge, is finite. Thus, one needs only to check that it takes an infinite amount of time almost surely for W_t to

alternate between hitting a left force point and hitting a right force point infinitely often, which is a simple exercise, given that the $V_t^{i,L}$ are decreasing in time while the $V_t^{i,R}$ are increasing.)

The only remaining case to treat is the possibility that there are two force points immediately to the left and right of the origin at time zero. Let us first consider the case that these are the only two force points. We then need to construct a triple of processes $V_t^{1,L} \leq W_t \leq V_t^{1,R}$ starting at zero. The hypotheses imply that in any such construction, we cannot have equality of all three processes at any positive time. Thus, if we know the processes up to any positive time, then the results above imply that the law of the continuation is uniquely determined thereafter. In a sense, the problem is figuring out how to “get the process started”. Since both force points start at the origin, we will be able to use scale invariance to help us deduce existence and uniqueness of the law.

As an alternative warm-up problem, suppose we start the process off at time zero with $V_0^{1,L} = -1$ and $W_0 = 0$ and $V_0^{1,R} = 1$. The previous discussion yields existence and uniqueness of the law in this case. Let R be the set of values r for which there exists a t such that $e^r = |V_t^{1,L} - W_t| = |W_t - V_t^{1,R}|$. Then R is a subset of $[0, \infty)$ that contains 0. By scale invariance and the Markovian property, R has a certain renewal property: namely, for each fixed a , we have that conditioned on $a' = \inf\{R \cap [a, \infty)\}$, the conditional law of $R \cap [a', \infty)$ is the same as the original law of R translated by a' units to the right.

Moreover, we claim that R possesses an additional expectation-boundedness property: namely, that the expectation of $|a' - a|$ is bounded independently of a . In fact, we claim a stronger result: namely, given *any* choices for $V_t^{1,L}$ and $V_t^{1,R}$ and W_t at a fixed starting time t , the expected value of $\log \frac{|V_\tau^{1,L} - V_\tau^{1,R}|}{|V_t^{1,L} - V_t^{1,R}|}$ (i.e., the amount that the log distance between the force points changes between times t and τ), where τ is the smallest value greater than t satisfying $|V_\tau^{1,L} - W_\tau| = |W_\tau - V_\tau^{1,R}|$, is at most some fixed constant. This follows from the fact that, no matter where the force points begin at some fixed starting time, there is a uniformly positive probability that W_t will be exactly between those two force points before the distance between them doubles. It is enough to show this for the worst case in which W_t starts out equal to one of the two force points, and this follows from absolute continuity with respect to Bessel processes.

We remark that renewal property described above is enjoyed by other random sets familiar to the reader: e.g., the zero set of a Brownian motion or more generally the zero set of a Bessel process with dimension in $(0, 2)$. However, these random sets do not enjoy the expectation-boundedness property described above. We further recall the well known fact that each of these random sets can be written as the range of an increasing stable Lévy process, where the Lévy jump measure ν is an infinite measure on $(0, \infty)$ whose density function is a power law. It is not hard to deduce from the renewal property that the random set R is also the range of an increasing stable Lévy process, albeit with a different (not necessarily power law) measure ν .

Given a fixed $a > 0$ and the largest value a'' in $(-\infty, a] \cap R$, the law of $a' - a''$ is given by the measure ν restricted to the interval $(a - a', \infty)$, and normalized to be a probability measure. The finite expectation argument above implies that $\int_b^\infty r d\nu(r) < \infty$ for any $b > 0$. Now a natural way to construct the $\text{SLE}_\kappa(\underline{\rho})$ process is to take a very negative value r and start the process with $V_0^{1,L} = -e^r$, $W_0 = 0$, and $V_0^{1,R} = e^r$. Taking the limit as $r \rightarrow -\infty$, the law of the corresponding sets R (and of the entire triple of processes $V_t^{1,L}, W_t, V_t^{1,R}$) converges to a limit w.r.t. the Hausdorff topology on compact subsets of \mathbf{R} . One can show this by considering two very small values $r < r'$, generating corresponding sets R and R' , and then taking r'' to be the smallest value which lies in one of the sets R and R' and is of distance at most δ from the other set. One can discover this point via a sort of “leapfrog” exploration. Namely, one first explores the points in R (following the Lévy process) until the first time one discovers a point larger than (or within δ of) r' . One then observes the points in R' until discovering a point larger than (or within δ of) the set of discovered points of R , and so forth. After discovering the point r'' , one can then couple R and R' to be translations of each other (by an amount less than δ) ever after; by scale invariance, one can take the corresponding $V_t^{1,L}, W_t, V_t^{1,R}$ processes (after the corresponding small times) to be rescalings of each other by a factor close to 1. If we fix some $K > 0$, then Hausdorff-metric compactness implies the existence of subsequential limits of the laws of $R \cap [-K, K]$ and $R' \cap [-K, K]$ exist. The argument above shows that any such limits can be coupled in such a way that they agree (up to Hausdorff distance δ) with probability arbitrarily close to one; since δ is arbitrary, this implies that there must be a unique limit. Since K can also be arbitrary, we obtain both the existence of a limiting random set on \mathbf{R} and the fact that there is a unique process satisfying the hypotheses of Definition 2.1.

The extension from two force points (both at the origin) to many force points (two at the origin) is the same Girsanov argument given above. \square

Remark 2.3. Suppose that η is an $\text{SLE}_\kappa(\underline{\rho}^L; \underline{\rho}^R)$ process where $\sum_{i=1}^j \rho^{i,q} \geq \frac{\kappa}{2} - 2$ for all $1 \leq j \leq |\underline{\rho}^q|$ and $q \in \{L, R\}$. Assume further that $x^{1,L} < 0 < x^{1,R}$. Then η is almost surely a continuous curve because its law is mutually absolutely continuous with respect to the law of an SLE_κ process (with no force points) up to every fixed time t . The reason is that, in this case, a comparison with Bessel processes implies that $W_t \neq V_t^{i,q}$ for all $1 \leq i \leq |\underline{\rho}^q|$ and $q \in \{L, R\}$, so one can compute the Radon-Nikodym derivative explicitly using Girsanov’s theorem. Moreover, η is almost surely continuous even if $x^{1,L} = 0^-$ and $x^{1,R} = 0^+$, the reason being that we can apply the same Girsanov argument to $\eta|_{[s,t]}$ for every $0 < s < t$. We will use this fact repeatedly, often without reference, throughout the article.

2.3 Martingale characterization of $\text{SLE}_\kappa(\underline{\rho})$

The $\text{SLE}_\kappa(\underline{\rho})$ processes are singled out by the following martingale characterization, which we will use repeatedly. A version of this result for $\text{SLE}_\kappa(\underline{\rho} \equiv 0)$ appears in

[Dub09b, Section 7.2]. The argument that we present here is similar to the one in [Dub09b].

If we are given any process W_t with $W_0 = 0$ we can define the Loewner evolution g_t . If we are also given a set of points $x^{i,L} \leq 0$ and $x^{i,R} \geq 0$ then we can define processes $V_t^{i,q}$ such that if $x^{i,q}$ has not yet been absorbed by the Loewner hull K_t then $V_t^{i,q} = g_t(x^{i,q})$, and otherwise $x^{i,L}$ (resp., $x^{i,R}$) is the g_t image of the left (resp., right) endpoint of $\mathbf{R} \cap K_t$.

Theorem 2.4. *Suppose we are given a random continuous curve η on $\overline{\mathbf{H}}$ from 0 to ∞ whose Loewner driving function W_t is almost surely continuous. Suppose that $x^{i,q}$ and $\rho^{i,q}$ values are given and that the $V_t^{i,q}$ are defined to be the images of the $x^{i,q}$ under the corresponding Loewner evolution (as described just above). Let \mathfrak{h}_t be the corresponding harmonic function in the statement of Theorem 1.1. Then W_t and the $V_t^{i,q}$ can be coupled with a standard Brownian motion B_t to describe an $\text{SLE}_\kappa(\rho)$ process (up to the continuation threshold) if and only if $\mathfrak{h}_t(z)$ evolves as a continuous local martingale in t for each fixed $z \in \mathbf{H}$ until the time z is absorbed by K_t .*

The assumption that η has a continuous Loewner driving function implies that η is non-self-tracing and does not trace $\partial\mathbf{H}$ and that η does not enter into the bounded components that it draws. See Proposition 6.12.

Proof of Theorem 2.4. That \mathfrak{h}_t evolves as a continuous local martingale if W_t and $V_t^{i,q}$ correspond to an $\text{SLE}_\kappa(\rho)$ can be seen by applying Itô's formula. Thus, we need only prove the reverse implication. We will assume that \mathfrak{h}_t is a continuous local martingale for each $z \in \mathbf{H}$ and verify the conditions of Definition 2.1 one at a time:

Proof of Condition 1: Let $\tilde{\mathfrak{h}}_t$ be the harmonic conjugate of \mathfrak{h}_t . This is only defined a priori up to additive constant, but since the harmonic conjugate of $\arg(z)$ is $\log|z|$, we can fix the additive constant by writing $\mathfrak{h}_t^*(z) := -\tilde{\mathfrak{h}}_t(z) + i\mathfrak{h}_t(z)$ as follows:

$$\begin{aligned} & - \sum_{i=0}^k \rho^{i,L} \log(f_t(z) - f_t(x^{i,L})) - \log(f_t(z)) + \\ & \sum_{i=0}^\ell \rho^{i,R} (i\pi - \log(f_t(z) - f_t(x^{i,R}))) + (i\pi - \log(f_t(z))) - \frac{\pi\chi}{\lambda} \log f_t'(z). \end{aligned} \tag{2.12}$$

One can show that $\tilde{\mathfrak{h}}_t(z) - \tilde{\mathfrak{h}}_t(y)$ is a local martingale for any fixed y and z by using the fact that this quantity is a linear function of \mathfrak{h}_t (representable as the integral of \mathfrak{h}_t times a test function) and applying Fubini's theorem. Taking one of these points to infinity, we find that in fact $\tilde{\mathfrak{h}}_t$ and hence \mathfrak{h}_t^* is a local martingale.

Observe that $\mathfrak{h}_t(z) = \text{Im}(\mathfrak{h}_t^*(z))$ evolves as a continuous semi-martingale in the intervals in which the $f_t(x^{i,q})$ are not colliding with W_t . Indeed, note that in the expression (2.12)

above $f_t(z) - f_t(x^{i,L}) = g_t(z) - g_t(x^{i,L})$ and $f'_t(z) = g'_t(z)$ are both differentiable in t . Thus, the terms of the form $\log(f_t(z) - f_t(x^{i,L}))$ in (2.12) are semi-martingales (and likewise when L is replaced by R and for $\log f'_t(z)$). Note also that W_t appears only in the term $-2\log(f_t(z)) = -2\log(g_t(z) - W_t)$. Since the other terms are semi-martingales, this term is a semi-martingale, as is its exponential, which implies that W_t is a semi-martingale.

Write

$$W_t = v_t + m_t$$

where, in the non-collision intervals, v_t (resp. m_t) evolves as a process of bounded variation (resp. continuous local martingale). We will next show that m_t evolves as $\sqrt{\kappa}$ times a Brownian motion in the non-collision intervals by proving $d\langle m \rangle_t = \kappa dt$ for such t and invoking the Lévy characterization of Brownian motion. To see this, we compute the Itô derivative of (2.12). Observe

$$\frac{d}{dt} \log f'_t(z) = \frac{1}{f'_t(z)} \left(\frac{2}{f_t(z)} \right)' = -\frac{2}{f_t^2(z)}.$$

Consequently, the drift of the Itô derivative of (2.12) takes the form

$$\begin{aligned} & \sum_{i=0}^k \frac{2\rho^{i,L} dt}{f_t(z)f_t(x^{i,L})} + \sum_{j=0}^{\ell} \frac{2\rho^{j,R} dt}{f_t(z)f_t(x^{j,R})} \\ & + \frac{2\chi}{\lambda f_t^2(z)} dt - \frac{4}{f_t^2(z)} dt + \frac{2}{f_t(z)} dv_t + \frac{1}{f_t^2(z)} d\langle m \rangle_t. \end{aligned}$$

This has to vanish since \mathfrak{h}_t^* is a local martingale. Thus if we multiply through by $f_t^2(z)$ and evaluate at two different points (or simply consider points for which $f_t(z)$ is extremely close to zero), we see that we must have

$$\left(\frac{2\chi}{\lambda} - 4 \right) dt + d\langle m \rangle_t = 0.$$

This implies $d\langle m \rangle_t = \kappa dt$, as desired. Inserting this back into the formula for the drift and solving for v_t shows that v_t takes on the desired form.

What we have shown so far implies that if τ is any stopping time for the driving process $(W, V^{i,q})$ which is almost surely not a collision time then we have that

$$W_{\tau+t} - W_\tau - \int_\tau^{\tau+t} \sum_{i,q} \frac{\rho^{i,q}}{W_s - V_s^{i,q}} ds = \sqrt{\kappa} B_t^{(\tau)} \quad (2.13)$$

where $B^{(\tau)}$ is a standard Brownian motion, at least up until the first time $t \geq 0$ such that $t + \tau$ is a collision time of $(W, V^{i,q})$. We will now argue that there is in fact a single Brownian motion B such that

$$W_{\tau+t} - W_\tau - \int_\tau^{\tau+t} \sum_{i,q} \frac{\rho^{i,q}}{W_s - V_s^{i,q}} ds = \sqrt{\kappa} (B_{\tau+t} - B_\tau) \quad (2.14)$$

for all such stopping times τ up until the first t so that $\tau + t$ is a collision time of $(W, V^{i,q})$. This will complete the proof of Condition 1. To see this, we fix $\epsilon > 0$ and inductively define stopping times σ_j, τ_j as follows. We let σ_0 be the infimum of times t that the distance between W and the $V^{i,q}$ is at least ϵ and let τ_0 be the first time after σ_0 that W collides with one of the $V^{i,q}$. Assuming that σ_j, τ_j have been defined for $0 \leq j \leq n$, we let σ_{n+1} be the first time after τ_n that the distance between W and the $V^{i,q}$ is at least ϵ and let τ_{n+1} be the first time after σ_{n+1} that W collides with one of the $V^{i,q}$. We can define a Brownian motion B^ϵ by defining $B_{t+\sigma_j}^\epsilon - B_{\sigma_j}^\epsilon$ as in (2.13) for $t \in [0, \tau_j - \sigma_j]$ for each j and sampling the evolution of B^ϵ as a standard Brownian motion independently of everything else in the intervals of the form $[\tau_j, \sigma_{j+1}]$. Note that the joint law of B^ϵ and $(W, V^{i,q})$ restricted to any compact time interval $[0, T]$ is tight as $\epsilon \rightarrow 0$ as the marginal laws of B^ϵ and $(W, V^{i,q})$ do not change with ϵ . Consequently, there exists a sequence (ϵ_k) of positive numbers decreasing to 0 such that the joint law of B^{ϵ_k} and $(W, V^{i,q})$ converges weakly to a limit. This gives us a coupling of a standard Brownian motion B with $(W, V^{i,q})$.

We will now show that (2.14) holds (up until the first t such that $\tau + t$ is a collision time) for the coupling of B with $(W, V^{i,q})$. In what follows, it will be helpful to introduce some extra notation. For each $\epsilon > 0$, we will let $(W^\epsilon, V^{i,q,\epsilon})$ and B^ϵ have the same joint law as $(W, V^{i,q})$ and B^ϵ introduced just above. We suppose that τ is a fixed stopping time as above and write τ^ϵ for the corresponding stopping time for $(W^\epsilon, V^{i,q,\epsilon})$. By compactness, there exists a subsequence (ϵ_{j_k}) of (ϵ_k) such that the joint law of $(W^{\epsilon_{j_k}}, V^{i,q,\epsilon_{j_k}})$, $\tau^{\epsilon_{j_k}}$, and $B^{\epsilon_{j_k}}$ converges as $k \rightarrow \infty$ to a triple $(W, V^{i,q})$, $\tilde{\tau}$, and B . Note that the joint law of $(W, V^{i,q})$ and $\tilde{\tau}$ is the same as the joint law of $(W, V^{i,q})$ and τ because it is the same as the joint law of $(W^{\epsilon_{j_k}}, V^{i,q,\epsilon_{j_k}})$ and $\tau^{\epsilon_{j_k}}$ for all k . This implies that $\tilde{\tau} = \tau$ is determined by $(W, V^{i,q})$ (as τ is a stopping time for $(W, V^{i,q})$). Consequently, the limiting joint law of $(W, V^{i,q})$, $\tilde{\tau} = \tau$, and B does not depend on the choice of subsequence (ϵ_{j_k}) of (ϵ_k) and therefore we have the weak convergence of the joint law of $(W^{\epsilon_k}, V^{i,q,\epsilon_k})$, τ^{ϵ_k} , and B^{ϵ_k} to the joint law of $(W, V^{i,q})$, τ , and B . By the Skorohod representation theorem, we may couple the $(W^{\epsilon_k}, V^{i,q,\epsilon_k})$, τ^{ϵ_k} , B^{ϵ_k} and $(W, V^{i,q})$, τ , B onto a common probability space so that the convergence is almost sure.

By the definition of B^{ϵ_k} , we observe that (2.14) holds for $(W^{\epsilon_k}, V^{i,q,\epsilon_k})$, τ^{ϵ_k} , and B^{ϵ_k} (up until the first t such that $\tau^{\epsilon_k} + t$ is a collision time) on the event that the distance between $W_{\tau^{\epsilon_k}}^{\epsilon_k}$ and the $V_{\tau^{\epsilon_k}}^{i,q,\epsilon_k}$ is at least ϵ_k . Using that the joint law of $(W^{\epsilon_k}, V^{i,q,\epsilon_k})$ and τ^{ϵ_k} does not depend on k , we have that the probability of this event tends to 1 as $k \rightarrow \infty$. We will now deduce from this that (2.14) holds for $(W, V^{i,q})$, τ , and B (up until the first t such that $\tau + t$ is a collision time). For each $t \geq 0$, letting

$$\begin{aligned} \Delta_t^{\epsilon_k} &= W_{\tau^{\epsilon_k}+t}^{\epsilon_k} - W_{\tau^{\epsilon_k}}^{\epsilon_k} - \int_{\tau^{\epsilon_k}}^{\tau^{\epsilon_k}+t} \sum_{i,q} \frac{\rho^{i,q}}{W_s^{\epsilon_k} - V_s^{i,q,\epsilon_k}} ds - \sqrt{\kappa}(B_{\tau^{\epsilon_k}+t}^{\epsilon_k} - B_{\tau^{\epsilon_k}}^{\epsilon_k}) \quad \text{and} \\ \Delta_t &= W_{\tau+t} - W_\tau - \int_\tau^{\tau+t} \sum_{i,q} \frac{\rho^{i,q}}{W_s - V_s^{i,q}} ds - \sqrt{\kappa}(B_{\tau+t} - B_\tau), \end{aligned}$$

and, for each $\delta, T > 0$, $\tau_{\delta, T}$ be the minimum of $\tau + T$ and the first time t after τ that the distance between W_t and the $V_t^{i, q}$ is at most δ , we will show this by arguing that

$$\sup_{t \in [0, \tau_{\delta, T} - \tau]} |\Delta_t^{\epsilon_k} - \Delta_t| \rightarrow 0 \quad \text{as } k \rightarrow \infty. \quad (2.15)$$

Note that on the event that the distance between W_τ and the $V_\tau^{i, q}$ is equal to or smaller than δ , we have $\tau = \tau_{\delta, T}$. We define $\tau_{\delta, T}^{\epsilon_k}$ similarly with $(W^{\epsilon_k}, V^{i, q, \epsilon_k})$ in place of $(W, V^{i, q})$. By the argument explained just above (with $\tau_{\delta, T}^{\epsilon_k}$ and $\tau_{\delta, T}$ in place of τ^{ϵ_k} and τ) and recoupling the laws if necessary using the Skorohod representation theorem, we almost surely have that $\tau_{\delta, T}^{\epsilon_k} \rightarrow \tau_{\delta, T}$ as $k \rightarrow \infty$. The almost sure local uniform convergence of $W^{\epsilon_k}, V^{i, q, \epsilon_k}, B^{\epsilon_k}$ to $W, V^{i, q}, B$, the convergence of τ^{ϵ_k} to τ , and $\tau_{\delta, T}^{\epsilon_k}$ to $\tau_{\delta, T}$ as $k \rightarrow \infty$ implies we have both

$$\begin{aligned} \sup_{t \in [0, \tau_{\delta, T} - \tau]} |(W_{\tau^{\epsilon_k} + t}^{\epsilon_k} - W_{\tau^{\epsilon_k}}^{\epsilon_k}) - (W_{\tau + t} - W_\tau)| &\rightarrow 0 \quad \text{as } k \rightarrow \infty \\ \sup_{t \in [0, \tau_{\delta, T} - \tau]} |(B_{\tau^{\epsilon_k} + t}^{\epsilon_k} - B_{\tau^{\epsilon_k}}^{\epsilon_k}) - (B_{\tau + t} - B_\tau)| &\rightarrow 0 \quad \text{as } k \rightarrow \infty \end{aligned}$$

Thus to finish proving (2.15), we need to prove the uniform convergence of the integral in $\Delta_t^{\epsilon_k}$ to the integral in Δ_t . Let $I_s^{\epsilon_k}$ (resp. I_s) denote the integrand in the integral in the definition of $\Delta_t^{\epsilon_k}$ (resp. Δ_t). Then we have that

$$\left| \int_{\tau^{\epsilon_k}}^{\tau^{\epsilon_k} + t} I_s^{\epsilon_k} ds - \int_\tau^{\tau + t} I_s ds \right| \leq \int_{\tau^{\epsilon_k} \wedge \tau}^{\tau^{\epsilon_k} \vee \tau} |I_s^{\epsilon_k}| + |I_{s+t}^{\epsilon_k}| ds + \int_\tau^{\tau + t} |I_s^{\epsilon_k} - I_s| ds. \quad (2.16)$$

The convergence of τ^{ϵ_k} to τ and the uniform convergence of $W^\epsilon, V^{i, q, \epsilon_k}, B^{\epsilon_k}$ to $W, V^{i, q}, B$ in $[0, \tau_{\delta, T}]$ implies that $I_s^{\epsilon_k}$ converges uniformly to I_s in $[\tau, \tau_{\delta, T}]$ as $k \rightarrow \infty$. Therefore second integral on the right hand side of (2.16) tends to 0 as $k \rightarrow \infty$. It is similarly not difficult to see that the first integral on the right side of (2.16) tends to 0 as $k \rightarrow \infty$.

We have shown that (2.14) holds for $(W, V^{i, q})$, τ , and B (up until $\tau_{\delta, T} - \tau$). Since $\delta, T > 0$ were arbitrary, we therefore have that (2.14) holds for $(W, V^{i, q})$, τ , and B (up until the first t that $\tau + t$ is a collision time).

We note that at this point we have constructed a coupling of a standard Brownian motion B with $(W, V^{i, q})$ so that Condition 1 holds. We will now check that B is a Brownian motion with respect to the filtration $\mathcal{F}_t = \sigma(W_s, V_s^{i, q}, B_s : s \leq t)$. To prove this, it suffices to show that $B|_{[\tau, \infty)} - B_\tau$ is a Brownian motion independently of $(W_\tau, V_\tau^{i, q})$ where τ is a stopping time as above. In order to justify this, we will first argue that the conditional law of $B|_{[\tau^\epsilon, \infty)} - B_{\tau^\epsilon}$ given $(W_{\tau^\epsilon}^\epsilon, V_{\tau^\epsilon}^{i, q, \epsilon})$ is that of a standard Brownian motion. Let $\sigma_j^\epsilon, \tau_j^\epsilon$ be as defined above for $(W^\epsilon, V^{i, q, \epsilon})$. By definition, we can write

$$B_t^\epsilon = M_t^{1, \epsilon} + M_t^{2, \epsilon} := \sum_j \left(\tilde{B}_{t \wedge \tau_j^\epsilon}^\epsilon - \tilde{B}_{t \wedge \sigma_j^\epsilon}^\epsilon \right) + \sum_j \left(\hat{B}_{t \wedge \sigma_{j+1}^\epsilon}^\epsilon - \hat{B}_{t \wedge \tau_j^\epsilon}^\epsilon \right) \quad (2.17)$$

where \widetilde{B}_t^ϵ for $t \in [\sigma_j^\epsilon, \tau_j^\epsilon]$ is determined from $(W^\epsilon, V^{i,q,\epsilon})$ as in (2.13) and \widehat{B}^ϵ is a standard Brownian motion which is independent of $(W^\epsilon, V^{i,q,\epsilon})$. From the representation (2.17), it is easy to see that $M_{\tau^\epsilon+t}^{1,\epsilon} - M_{\tau^\epsilon}^{1,\epsilon}$ and $M_{\tau^\epsilon+t}^{2,\epsilon} - M_{\tau^\epsilon}^{2,\epsilon}$ are both continuous martingales with respect to the filtration generated by $(W_s^\epsilon, V_s^{i,q,\epsilon})$ and \widehat{B}_s^ϵ for $s \leq \tau^\epsilon + t$. Consequently, $B_{\tau^\epsilon+t}^\epsilon - B_{\tau^\epsilon}^\epsilon$ is also a continuous martingale with respect to the same filtration. Moreover, it is easy to see from (2.17) that $\langle B_{\tau^\epsilon+t}^\epsilon - B_{\tau^\epsilon}^\epsilon, t \rangle = t$ for all $t \geq 0$. Therefore the Lévy characterization of Brownian motion implies that $B_{[\tau^\epsilon, \infty)}^\epsilon - B_{\tau^\epsilon}^\epsilon$ has the law of a standard Brownian motion conditionally on $(W_{\tau^\epsilon}^\epsilon, V_{\tau^\epsilon}^{i,q,\epsilon})$.

Fix $T > 0$ and a bounded function f on the Cartesian product of the space of continuous functions defined on the interval $[0, T]$ equipped with the uniform topology and \mathbf{R}^n where n is the number of elements of the vector $(W_{\tau^{\epsilon_k}}^{\epsilon_k}, V_{\tau^{\epsilon_k}}^{i,q,\epsilon_k})$. This implies that

$$\lim_{k \rightarrow \infty} \mathbf{E}[f(B^{\epsilon_k}(\tau^{\epsilon_k} + \cdot)|_{[0,T]} - B_{\tau^{\epsilon_k}}^{\epsilon_k}, W_{\tau^{\epsilon_k}}^{\epsilon_k}, V_{\tau^{\epsilon_k}}^{i,q,\epsilon_k})] = \mathbf{E}[f(\widetilde{B}, W_\tau, V_\tau^{i,q})]$$

where \widetilde{B} is a standard Brownian motion on $[0, T]$ which is independent of $W_\tau, V_\tau^{i,q}$. Since the joint law of $B^{\epsilon_k}|_{[\tau^{\epsilon_k}, \tau^{\epsilon_k}+T]}$ and $(W_{\tau^{\epsilon_k}}^{\epsilon_k}, V_{\tau^{\epsilon_k}}^{i,q,\epsilon_k})$ converges to the joint law of $B|_{[\tau, \tau+T]}$ and $W_\tau, V_\tau^{i,q}$ as $k \rightarrow \infty$ (as explained just above), we have that

$$\mathbf{E}[f(\widetilde{B}, W_\tau, V_\tau^{i,q})] = \mathbf{E}[f(B(\tau + \cdot)|_{[0,T]} - B_\tau, W_\tau, V_\tau^{i,q})].$$

The claim thus follows since f was an arbitrary bounded, continuous function.

Proof of Condition 2: To obtain instantaneous reflection, note that the set of times t at which W_t is equal to a force point is a subset of the set of times at which $\eta(t) \in \partial\mathbf{H} = \mathbf{R}$. It turns out that this set must have Lebesgue measure zero for any continuous path η with a continuous driving function. This fact is stated and proved as Lemma 2.5 below.

Proof of Condition 3: We know that $V_t^{1,L}$ is a non-increasing process which, by Condition 1, evolves according to the Loewner flow driven by W_t in those intervals of time in which $V_t^{1,L} \neq W_t$. In particular, this implies that if we have any finite collection of disjoint open intervals (a_j, b_j) for $1 \leq j \leq k$ such that $V_s^{1,L} \neq W_s$ for all $s \in (a_j, b_j)$ and $1 \leq j \leq k$ then for $t \geq b_k$ we have that

$$V_t^{1,L} \leq \sum_{j=1}^k (V_{b_j}^{1,L} - V_{a_j}^{1,L}) = \sum_{j=1}^k \int_{a_j}^{b_j} \frac{2}{V_s^{1,L} - W_s} ds.$$

Since this inequality holds for any finite collection of disjoint open intervals contained in $\{s \in [0, t] : W_s \neq V_s^{1,L}\}$ and $\{s \in [0, t] : W_s = V_s^{1,L}\}$ has Lebesgue measure zero, by the monotone convergence theorem we have that

$$V_t^{1,L} \leq \int_0^t \frac{2}{V_s^{1,L} - W_s} ds.$$

In particular, $(V_s^{1,L} - W_s)^{-1} \leq 0$ is integrable on bounded intervals of time in $[0, \infty)$. The same argument implies that

$$V_t^{1,L} - V_u^{1,L} \leq \int_u^t \frac{2}{V_s^{1,L} - W_s} ds$$

for all $0 \leq u < t$. Therefore

$$I_t = \int_0^t \frac{2}{V_s^{1,L} - W_s} ds - V_t^{1,L}$$

is non-decreasing.

We claim that I_t is almost surely zero. To prove this, consider a force point $V_t^{1,L}$ with which W_t can collide. We define an interval of time (s_1, t_1) such that s_1 is the first time at which $V_t^{1,L} = W_t$ and t_1 is the first subsequent time at which $|V_t^{1,L} - W_t| = \epsilon$. Inductively, we define s_k to be the first time after t_{k-1} at which $V_t^{1,L} = W_t$ and then take t_k to be the first subsequent time at which $|V_t^{1,L} - W_t| = \epsilon$. We consider how much the quantities $V_t^{1,L}$, I_t and $\mathfrak{h}_t(z)$ change during the intervals (s_k, t_k) with $t_k \leq T$ where T is a stopping time that a.s. occurs before W_t gets within some fixed distance of $V_t^{1,L}$. Fix some $z_0 \in \mathbf{H}$ and further assume that T is a.s. bounded by some fixed constant, that T a.s. occurs before $\text{Im}(g_t(z_0))$ gets below some fixed positive value and also before $\mathfrak{h}_t(z_0)$ a.s. changes by at most some fixed constant amount.

The sum of the changes to $\int_0^t 2(V_s^{1,L} - W_s)^{-1} ds$ during the intervals (s_j, t_j) tends to zero as $\epsilon \rightarrow 0$ (simply because the integral is finite a.s. and the combined Lebesgue measure of the intervals tends to zero with ϵ). Thus the overall sum of changes to $V_t^{1,L}$ during these times tends to the I_t change as $\epsilon \rightarrow 0$. We will now argue that it is almost surely the case that the sum of the changes $V_t^{1,L} - W_t$ makes during the intervals (s_j, t_j) tends to zero as $\epsilon \rightarrow 0$. To see this, we note that the change in each interval is equal to ϵ by definition. Thus controlling the total change is equivalent to controlling the number of such intervals before time T . This, in turn follows, from the same argument that we used to show that $N_{\bar{c}}\epsilon \rightarrow 0$ as $\epsilon \rightarrow 0$ in the proof that Conditions 1–3 imply that the integrated version of (1.10) given above (which we emphasize only uses the form of the evolution of the process at times when it is not colliding with a force point). Thus, the overall sum of the changes to W_t during these intervals must also tend to the I_t change as $\epsilon \rightarrow 0$. Since the Lebesgue measure of the union of the intervals tends to zero as $\epsilon \rightarrow 0$, it follows from Loewner evolution that the sum of the changes made to any force point $V^{i,q}$ other than $V_t^{1,L}$ tends to zero.

Recalling the definition of \mathfrak{h}_t (in terms of W_t and the $V^{i,q}$) in Theorem 1.1 and the fact that $\text{Im} g_t(z_0)$ is bounded below (recall that we fixed z_0 above), we find that if ϵ is sufficiently close to zero, the sum of the net changes to $\mathfrak{h}_t(z_0)$ during the intervals is between constant non-zero-same-sign multiples of the I_t change (due to the corresponding changes to the pair W_t and $V_t^{1,L}$ during these intervals — the effect from changes to

other force points becomes negligible as $\epsilon \rightarrow 0$). Thus to prove that the amount I_t changes up until time T is zero, it suffices to prove that the sum of the net changes made to $\mathfrak{h}_t(z_0)$ during these intervals tends to zero as $\epsilon \rightarrow 0$.

To this end, note that the expected size of the total change of $\mathfrak{h}_t(z_0)$ during these intervals is zero since $\mathfrak{h}_t(z_0)$ is a local martingale that is bounded if stopped at time T (hence a martingale if stopped at time T).

We claim that Condition 1 and Condition 2 together imply that the quadratic variation of $\mathfrak{h}_t(z_0)$ that occurs during these intervals tends to zero as $\epsilon \rightarrow 0$. To see this, we recall that in the non-collision intervals (t_j, s_{j+1}) we have that the evolution of $W_t - V_t^{1,L}$ is absolutely continuous with respect to the law of $\sqrt{\kappa}$ times a Bessel process with dimension in $(1, 2)$ where in each such interval the Bessel process starts from ϵ and is then run until it first hits 0. In particular, we can weight the law of $(W, V^{i,q})$ by a Radon-Nikodym derivative Z^ϵ which has the same form as in (2.6) so that, under the weighted law, in the intervals of time of the form (t_j, s_{j+1}) we have that $W_t - V_t^{1,L}$ evolves as $\sqrt{\kappa}$ times a Bessel process up until the stopping time T defined above. That is, under the weighted law, we can construct a coupling between $W_t - V_t^{1,L}$ and $\sqrt{\kappa}$ times a Bessel process X so that the two processes agree in the intervals of time in which they are making excursions from ϵ back to 0 up until the stopping time T defined just above. Since we are considering $(W, V^{i,q})$ up until time T , just as in the case of (2.6) in our proof that Conditions 1–3 imply that (1.10) is satisfied in integrated form, we have that this Radon-Nikodym derivative Z^ϵ has finite moments of all (positive and negative) orders, each of which is bounded uniformly in ϵ (recall the arguments just after (2.6)).

For each $\epsilon > 0$, we let $(W^\epsilon, V^{i,q,\epsilon})$, Z^ϵ be an instance of the processes described just above and let T^ϵ be the stopping which corresponds to T . Then there exists a sequence (ϵ_k) of positive numbers decreasing to 0 so that the joint law of $(W^{\epsilon_k}, V^{i,q,\epsilon_k})$, Z^{ϵ_k} , T^{ϵ_k} converges weakly (with respect to the uniform topology on compact intervals) to a limit $(W, V^{i,q})$, Z , T (where the joint law of $(W, V^{i,q})$ and T is the same as just above; this follows from the argument given in the proof of Condition 1). By the construction, the law of the non-collision intervals of $W - V_t^{1,L}$ under the law weighted by Z agree in law with those of $\sqrt{\kappa}$ times a Bessel process, up until the stopping time T . That is, under the weighted law, we can construct a coupling of $W - V_t^{1,L}$ with $\sqrt{\kappa}$ times a Bessel process so that the excursions that each makes from 0 are the same, up time T . Combining this with Condition 2 and [She09, Proposition 3.3]⁵, this implies

⁵We note that [She09, Proposition 3.3] states that if X is a continuous process which is adapted to the filtration of a Brownian motion B , solves the Bessel SDE of a fixed dimension $\delta \in (0, 2)$ when it is not hitting 0, and is instantaneously reflecting at 0, then X has the law of a Bessel process of dimension δ . This result holds under more generality, namely one may assume that for every stopping time τ for X such that $X_\tau \neq 0$ almost surely with $\sigma = \inf\{t \geq \tau : X_t = 0\}$ we have that $X|_{[\tau,\sigma]}$ is adapted to the filtration $\mathcal{F}_t = \sigma(X_\tau, B_s : s \leq t)$ and that $B|_{[\tau,\infty)}$ is a Brownian motion with respect to \mathcal{F}_t for $t \geq \tau$. To see this, we note that under these hypotheses we have that for each $\epsilon > 0$ the law of the ordered collection of excursions that X makes from ϵ to 0 has the same law as the corresponding

that $W_t - V_t^{1,L}$ is absolutely continuous with respect to $\sqrt{\kappa}$ times a Bessel process even in the intervals in which it is hitting 0. Combining this with the argument used to prove Condition 1, we have that $(W, V^{i,q})$ is a semimartingale for all times and the quadratic variation of W is given by κt for all t . Consequently, we have that $d\langle \mathfrak{h}_t(z_0) \rangle = \kappa \text{Im}(1/f_t(z_0))^2 dt$ for all t , which proves the claim.

Let T_ϵ denote absolute value of the total (cumulative) change to $\mathfrak{h}_t(z_0)$ that occurs during these intervals. On the event that the quadratic variation is less than some value δ , the probability that T_ϵ exceeds a constant $a > 0$ is bounded by the probability that the absolute value of a Brownian motion run for time δ exceeds a .

Now, one can use the Borel-Cantelli lemma to show that we can take a sequence (ϵ_k) of ϵ values decreasing fast enough so that the event that the quadratic variation corresponding to ϵ_k a.s. exceeds 2^{-k} for at most finitely many k . On this event, one can use the probability bound above and another application of Borel-Cantelli to show that T_{ϵ_k} a.s. exceeds a for at most finitely many values of k . Since this is true for any a , we conclude that a.s. $\lim_{k \rightarrow \infty} T_{\epsilon_k} = 0$. Hence the sum of the changes to I_t during these intervals tends to zero, and since I_t only changes when $W_t - V_t^{1,L} = 0$ we find that I_t is almost surely constant up until time T . Repeating this procedure iteratively (choosing new z_0 values as necessary) allows us to conclude that I_t is almost surely constant for all time.

We have now shown that $(W, V^{i,q})$ satisfies Conditions 1–3 in Definition 2.1, which completes the proof. \square

Lemma 2.5. *Suppose that η is a continuous (non-random) curve on $\overline{\mathbf{H}}$ from 0 to ∞ with a continuous Loewner driving function W_t . Then the set $\{t : \eta(t) \in \mathbf{R}\}$ has Lebesgue measure zero.*

Proof. First we recall a few basic facts about the half-plane capacity (which we will denote by hcap). Let A and B and C be bounded hulls, i.e., closed subsets of $\overline{\mathbf{H}}$ whose complements are simply connected. (We interpret all bounded sets X written below as hulls by including in X the set of points that it disconnects from infinity and then taking the closure.) We claim that the following hold:

collection for a Bessel process \tilde{X} as the Bessel SDE has a unique strong solution. Therefore we can couple the laws of X and \tilde{X} together so that these excursions are equal. By sending $\epsilon \rightarrow 0$, we get an asymptotic coupling between the laws of X and \tilde{X} so that the ordered collection of excursions that X makes from 0 is equal to the corresponding collection for \tilde{X} . Fix $t > 0$ and let A_t (resp. \tilde{A}_t) be the amount of quadratic variation accumulated by X in $\{s \leq t : X_s \neq 0\}$ (resp. \tilde{X} in $\{s \leq t : \tilde{X}_s \neq 0\}$). Then A_t (resp. \tilde{A}_t) is equal to the amount of time that X (resp. \tilde{X}) has spent in $\{s : X_s \neq 0\}$ (resp. $\{s : \tilde{X}_s \neq 0\}$) by time t . Since both X and \tilde{X} are instantaneously reflecting at 0, it follows that $A_t = \tilde{A}_t = t$ almost surely. On the other hand, by the construction of our coupling between X and \tilde{X} we almost surely have for any fixed $t > 0$ that $X_{A_t} = \tilde{X}_{\tilde{A}_t}$. Combining, this implies that $X_t = \tilde{X}_t$ almost surely for each fixed $t > 0$. Thus as both X and \tilde{X} are continuous, we have that $X_t = \tilde{X}_t$ for all $t > 0$ almost surely, as desired.

1. $\text{hcap}(A \cup B) \leq \text{hcap}(A) + \text{hcap}(B)$.
2. $\text{hcap}(A \cup B \cup C) - \text{hcap}(A \cup B) \leq \text{hcap}(A \cup C) - \text{hcap}(A)$.

The first is seen by recalling one of the definitions of half-plane capacity:

$$\text{hcap}(A) := \lim_{s \rightarrow \infty} s \mathbf{E}[\text{Im } B_\tau^{is}],$$

where B^{is} is a Brownian motion started at is and τ is the first time it hits $A \cup \mathbf{R}$. For the second one, let $g_A : \mathbf{H} \setminus A \rightarrow \mathbf{H}$ be the conformal map normalized so that $\lim_{z \rightarrow \infty} |g_A(z) - z| = 0$. Recalling the additivity of capacity under compositions of normalizing maps, the second claim above is equivalent to

$$\text{hcap}(g_A(B \cup C)) - \text{hcap}(g_A(B)) \leq \text{hcap}(g_A(C)),$$

which follows by applying the first claim to $g_A(B)$ and $g_A(C)$.

Now, to prove the lemma, it suffices to show that for each R , the set of capacity times at which the tip of the path lies in $[-R, R]$ has Lebesgue measure zero. The capacity of the closure \overline{S}_δ of the rectangle $S_\delta := \{x + iy : -R < x < R, 0 < y < \delta\}$ tends to zero as δ tends to zero. By the continuity of η , the set $\eta^{-1}(S_\delta)$ is a countable collection of disjoint intervals. Let $I = \cup_j (s_j, t_j)$ be the union of those (disjoint) intervals in $\eta^{-1}(S_\delta)$ during which η hits \mathbf{R} at some point. Now we claim that the total half-plane capacity time elapsed during I is at most the capacity of \overline{S}_δ . Clearly, $\text{hcap}(\eta([0, t] \cap \overline{S}_\delta))$ is non-decreasing and bounded by $\text{hcap}(\overline{S}_\delta)$. The change to $\text{hcap}(\eta(I \cap [0, t]))$ during an interval (s_j, t_j) is greater than or equal to the change to $\text{hcap}(\eta([0, t]))$ during that time. This follows from the second property above if we take $B = \eta([0, s_j])$ and $A = \eta(I \cap [0, s_j])$ and $C = \eta([s_j, t_j])$. (We note that $A \cup \mathbf{R}$ is connected because $\eta((s_j, t_j)) \cup \mathbf{R}$ is connected for each j as η hits \mathbf{R} at a time in (s_j, t_j) . For the same reason, $C \cup \mathbf{R}$ is connected.) Summing the changes over the (s_j, t_j) , we find that the total change to $\text{hcap}(\eta([0, t]))$ during such intervals is at most the capacity of \overline{S}_δ . By taking $\delta \rightarrow 0$, we find that indeed the set of capacity times at which the tip of the path lies in $[-R, R]$ has Lebesgue measure zero. \square

Consider an $\text{SLE}_\kappa(\rho)$ process $(W, V^{i,q})$, let (g_t) be the Loewner flow driven by W , and let (K_t) be the corresponding growing family of hulls. Then we can write $g_t(K_t) = [L_t, R_t]$. It will be important for us in this article to know that L and R both solve the Loewner equation driven by W (up until the continuation threshold is hit). In particular, once either L or R have collided with one of the $V^{i,q}$, the two processes will continue to agree. That this holds in the case of single-force-point $\text{SLE}_\kappa(\rho)$ with $\rho > -2$ is remarked just before the statement of [LSW03, Lemma 8.3], however a proof of this fact is not given in [LSW03]. We will now explain why this is true. We first note that by absolute continuity (i.e., the Girsanov theorem), it suffices to explain why the result holds for single-force-point $\text{SLE}_\kappa(\rho)$ with $\rho > -2$. Indeed, this follows because W can only

interact with one force point at a time except at the times when force points merge and the set of such times is finite (at each merging time, the number of force points decreases by at least 1). The result in the setting of single-force-point $\text{SLE}_\kappa(\rho)$ with $\rho > -2$ will follow from two observations.

Before making these two observations, we will first explain why the result is true for ordinary SLE (so that $\rho = 0$). Let η be the SLE trace. In this case, we know that R_t evolves according to the Loewner flow in those time intervals in which η is not hitting $\partial\mathbf{H}$. This implies that $R_t - W_t$ evolves as $\sqrt{\kappa}$ times a Bessel process of dimension $1 + \frac{4}{\kappa}$ in those time intervals in which it is not hitting 0. Moreover, by Lemma 2.5 we have that $R_t - W_t$ is instantaneously reflecting at 0. These two properties together imply that $R_t - W_t = \sqrt{\kappa}X_t$ for all $t \geq 0$ where X_t is a Bessel process of dimension $1 + \frac{4}{\kappa}$. This proves the claim for ordinary SLE.

Now we are going to generalize the result to the setting of $\text{SLE}_\kappa(\rho)$ for $\rho > -2$. Let $(W, V^{1,R})$ be the driving process. First, by using absolute continuity to compare to the case of ordinary SLE_κ we have that R_t evolves according to the Loewner flow up until time τ , the first time t that R_t and $V_t^{1,R}$ collide. We now claim that $R_t \geq V_t^{1,R}$ for all $t \geq \tau$. To see this, we note that both R_t and $V_t^{1,R}$ evolve according to the Loewner equation when they are not colliding with W_t . The claim follows because we know that $V_t^{1,R}$ does not get any extraneous pushes when it is colliding with W_t (since $V_t^{1,R} - W_t$ evolves as $\sqrt{\kappa}$ times a Bessel process of dimension $\delta > 1$), R_t is monotone increasing (so extraneous pushes during collision times can only push R_t further to the right), and both $V_t^{1,R}$ and R_t evolve according to the Loewner flow in those intervals when they are not colliding. In particular, if there is an interval in which $R_t < V_t^{1,R}$ which starts after time τ , then we get a contradiction because then $d(R_t - V_t^{1,R}) > 0$ in this interval. Since $\int_0^t 2(V_s^{1,R} - W_s)^{-1} ds$ exists, that $R_t \geq V_t^{1,R}$ after time τ implies that $\int_0^t 2(R_s - W_s)^{-1} ds$ exists. We also have that $d(R_t - V_t^{1,R}) < 0$ whenever $R_t > V_t^{1,R}$ as both processes evolve according to the Loewner flow driven by W at such times. Therefore there cannot be such intervals, hence $V_t^{1,R} \geq R_t$ for $t \geq \tau$, and therefore $V_t^{1,R} = R_t$ for all $t \geq \tau$. Thus since $V_t^{1,R}$ solves the Loewner equation driven by W for $t \geq \tau$, so does R_t .

Although we will not use it in this paper, we remark (and sketch a proof) that it is possible to give an alternate martingale characterization in which one only requires $\mathfrak{h}_t(z)$ to be a local martingale for a single point z , but one requires a particular form for its quadratic variation:

Theorem 2.6. *As in Theorem 2.4, suppose we are given a random continuous η on $\overline{\mathbf{H}}$ from $0 \rightarrow \infty$ whose Loewner driving function W_t is almost surely continuous. Suppose further that W_t describes the evolution of a random continuous path, and $V_t^{1,q}$ the image of force points under the corresponding Loewner evolution, and that for some fixed $z \in \mathbf{H}$ the correspondingly defined $\mathfrak{h}_t(z)$ is given by $\sqrt{\kappa}$ times a Brownian motion when time is parameterized by minus the log of the conformal radius. Then these processes*

describe an $SLE_{\kappa}(\underline{\rho})$ evolution at least up to the first time that z is swallowed by the path.

Proof. The proof is similar to the proof of Theorem 2.4. Condition 1 follows from a straightforward calculation (see, e.g., [SS13, She10] for more explanation of the log conformal radius point of view) and the other two follow from the arguments in the proof of Theorem 2.4. \square

3 The Gaussian free field

3.1 Construction and basic properties

We will now describe the construction of the two-dimensional GFF as well as some properties that will be important for us later. The reader is referred to [She07] for a more detailed introduction. Let $D \subseteq \mathbf{C}$ be open with harmonically non-trivial boundary. By this, we mean that a Brownian motion started at $z \in D$ almost surely hits ∂D . Let $C_0^\infty(D)$ denote the set of C^∞ functions compactly supported in D .

We let $H(D)$ be the Hilbert-space closure of $C_0^\infty(D)$ equipped with the *Dirichlet inner product*:

$$(f, g)_\nabla = \frac{1}{2\pi} \int_D \nabla f(x) \cdot \nabla g(x) dx \quad \text{for } f, g \in C_0^\infty(D).$$

The GFF h on D can be expressed as a random linear combination of a $(\cdot, \cdot)_\nabla$ -orthonormal basis (ϕ_n) of $H(D)$

$$h = \sum_n \alpha_n \phi_n, \quad (\alpha_n) \text{ i.i.d. } N(0, 1).$$

Although this expansion of h does not converge in $H(D)$, it does converge almost surely in the space of distributions or (when D is bounded) in the fractional Sobolev space $H^{-\epsilon}(D)$ for each $\epsilon > 0$ (see [She07, Proposition 2.7] and the discussion thereafter). Let (\cdot, \cdot) denote the standard $L^2(D)$ inner product. If $f, g \in C_0^\infty(D)$ then an integration by parts gives $(f, g)_\nabla = -(2\pi)^{-1}(f, \Delta g)$. Using this, we define

$$(h, f)_\nabla = -\frac{1}{2\pi}(h, \Delta f) \quad \text{for } f \in C_0^\infty(D). \quad (3.1)$$

Observe that $(h, f)_\nabla$ is a Gaussian random variable with mean zero and variance $(f, f)_\nabla$. Hence h induces a map $C_0^\infty(D) \rightarrow \mathcal{G}$, \mathcal{G} a Gaussian Hilbert space, that preserves the Dirichlet inner product. This map extends uniquely to $H(D)$ and allows us to make sense of $(h, f)_\nabla$ for all $f \in H(D)$ and, moreover,

$$\text{Cov}((h, f)_\nabla, (h, g)_\nabla) = (f, g)_\nabla \quad \text{for all } f, g \in H(D). \quad (3.2)$$

More generally, if $D \subseteq \mathbf{C}$ is not necessarily connected, then the GFF on D is given by taking h to be independently a GFF on each of the components of D .

Suppose that $U \subseteq D$ with $U \neq D$ is open. There is a natural inclusion ι of $H(U)$ into $H(D)$ where

$$\iota(f)(x) = \begin{cases} f(x) & \text{if } x \in U, \\ 0 & \text{otherwise.} \end{cases}$$

We define the following σ -algebras. For $U \subseteq D$ open, we let \mathcal{F}_U^h be the σ -algebra generated by the restriction $h|_U$ of h to U . In other words, \mathcal{F}_U^h is the σ -algebra generated by (h, f) for $f \in C_0^\infty(U)$. For every closed set $K \subseteq D$, we let $\mathcal{F}_{K^+}^h$ be the σ -algebra generated by the projection of h onto $H^\perp(D \setminus K)$. Throughout this article, we often consider conditional expectations where we condition on $h|_V$ for $V \subseteq D$ and by this we mean that we consider the conditional expectation given \mathcal{F}_V^h (resp. $\mathcal{F}_{V^+}^h$) if V is open (resp. closed) in D .

If $f \in C_0^\infty(U)$ and $g \in C_0^\infty(D)$, then as $(f, g)_\nabla = -(f, \Delta g)$ it is easy to see that $H(D)$ admits the $(\cdot, \cdot)_\nabla$ -orthogonal decomposition $H(U) \oplus H^\perp(U)$ where $H^\perp(U)$ is the set of functions in $H(D)$ harmonic on U . Thus we can write

$$h = h_U + h_{U^c} = \sum_n \alpha_n^U \phi_n^U + \sum_n \alpha_n^{U^c} \phi_n^{U^c}$$

where $(\alpha_n^U), (\alpha_n^{U^c})$ are independent i.i.d. sequences of standard normal random variables and $(\phi_n^U), (\phi_n^{U^c})$ are orthonormal bases of $H(U)$ and $H^\perp(U)$, respectively. Observe that h_U is a GFF on U . The distribution h_{U^c} is a random distribution that agrees with h on U^c . The restriction of h_{U^c} to U can be interpreted as the ‘‘harmonic extension’’ of $h|_{\partial U}$ to U . Note that h_U and h_{U^c} are independent. We arrive at the following proposition:

Proposition 3.1 (Markov Property). *We can write $h = h_U + h_{U^c}$ where h_U, h_{U^c} are independent distributions on D , h_U has the law of a zero boundary GFF on $D \setminus U$ and is zero on U , and h_{U^c} is harmonic on U^c . That is, the conditional law of $h|_U$ given $h|_{D \setminus U}$ is that of the GFF on U plus the harmonic extension (in the sense described just above) of $h|_{\partial U}$ to U .*

We emphasize that $h|_U$ in the statement of Proposition 3.1 refers to the *restriction* of h to U while h_U above refers to the projection of h to $H(U)$. We remark that the orthogonality of $H(U)$ and the set of functions in $H(D)$ which are harmonic on U is also proved in [She07, Theorem 2.17] and it is explained thereafter how this is related to the Markov property of the GFF. The proposition allows us to make sense of the GFF with non-zero boundary conditions: if $f: \partial D \rightarrow \mathbf{R}$ is any function that is L^1 with respect to harmonic measure on ∂D viewed from some point (hence every point) in D , and F is its harmonic extension from ∂D to D , then the law of the GFF on D with boundary condition f is given by the law of $F + h$ where h is a zero boundary GFF on D .

Using (3.1) and (3.2), we can derive the covariance function for $(h, f), (h, g)$ for $f, g \in C_0^\infty(D)$. Namely, we have that

$$\begin{aligned} \text{Cov}((h, f), (h, g)) &= (2\pi)^2 \text{Cov}((h, \Delta^{-1}f)_\nabla, (h, \Delta^{-1}g)_\nabla) = (2\pi)^2 (\Delta^{-1}f, \Delta^{-1}g)_\nabla \\ &= -2\pi (f, \Delta^{-1}g) = \iint f(x)G(x, y)g(y)dx dy. \end{aligned} \quad (3.3)$$

where G is the Green's function for Δ on D with Dirichlet boundary conditions. That is, G solves $\Delta G(x, y) = -2\pi\delta_x(y)$ (in the distributional sense) where δ_x denotes the Dirac mass at x and $G(x, y) = 0$ if x or y is in ∂D . We note that the Green's function is monotone in D in the sense that if $D \subseteq \tilde{D}$ and G (resp. \tilde{G}) is the Green's function on D (resp. \tilde{D}) then $G(x, y) \leq \tilde{G}(x, y)$ for all $x, y \in D$. This can be seen because $\tilde{G} - G$ is harmonic in D (viewed as a function of one of the variables with the other fixed) and has non-negative boundary conditions on ∂D . We also note that the law of h is determined by (h, f) as f ranges over $C_0^\infty(D)$.

We are now going to show that $\mathcal{F}_{K^+}^h$ is given by the intersection of \mathcal{F}_U^h over all $U \subseteq D$ open containing K .

Proposition 3.2. *For any deterministic, closed set $K \subseteq D$ we have that $\mathcal{F}_{K^+}^h = \bigcap_{U \supseteq K} \mathcal{F}_U^h$ where the intersection is over all open sets $U \subseteq D$ containing K .*

Proof. We will give the proof in the case that D is bounded. Upon establishing this, the result follows for general domains D using the conformal invariance of the GFF.

Let (ϕ_n) be an orthonormal basis of $H^\perp(D \setminus K)$ and, for each n , let $\alpha_n = (h, \phi_n)_\nabla$. Then we know that $\mathcal{F}_{K^+}^h = \sigma(\alpha_n : n \in \mathbf{N})$. Let ψ be a radially symmetric C_0^∞ bump function supported in \mathbf{D} . That is, $\psi(z) \geq 0$ for all $z \in \mathbf{C}$, $\psi(z)$ depends only on $|z|$, $\int \psi(z)dz = 1$, and $\psi(z) = 0$ for all $|z| \geq 1$. For each n and m , let

$$\tilde{\phi}_{n,m}(z) = \int \phi_n(y)m^2\psi(m(z-y))dy.$$

Note that $\tilde{\phi}_{n,m} \in C^\infty(D)$. Let $\phi_{n,m}$ be given by $\tilde{\phi}_{n,m}$ minus the harmonic extension of its values from ∂D to D . Since ϕ_n is harmonic in $D \setminus K$ and ψ is radially symmetric, it follows that $\phi_{n,m}$ is harmonic on the set of $z \in D$ with $\text{dist}(z, K \cup \partial D) \geq \frac{1}{m}$. Moreover, note that $\phi_{n,m} \in H(D)$ as $\tilde{\phi}_{n,m} \in C^\infty(D)$ and

$$\|\phi_{n,m}\|_\nabla \leq \|\tilde{\phi}_{n,m}\|_\nabla \leq \|\phi_n\|_\nabla \quad \text{for all } n, m.$$

Since

$$(\phi_{n,m}, \phi)_\nabla \rightarrow (\phi_n, \phi)_\nabla \quad \text{as } m \rightarrow \infty \quad \text{for all } \phi \in C_0^\infty(D)$$

it therefore follows that $\phi_{n,m} \rightarrow \phi_n$ as $m \rightarrow \infty$ in $H(D)$ (recall that if (w_m) is a sequence in a Hilbert space which converges weakly to a limit w with the property that

$\|w_m\| \leq \|w\|$ for all m then $\|w_m - w\| \rightarrow 0$ as $m \rightarrow \infty$). Thus with $\alpha_{n,m} = (h, \phi_{n,m})_{\nabla}$, we have that

$$\mathbf{E}[(\alpha_n - \alpha_{n,m})^2] = \|\phi_n - \phi_{n,m}\|_{\nabla}^2 \rightarrow 0 \quad \text{as } m \rightarrow \infty.$$

Suppose that $U \subseteq D$ is an open set which contains K and a neighborhood in D of ∂D . Then there exists $m_0 \in \mathbf{N}$ depending only on K and U such that $\alpha_{n,m}$ is \mathcal{F}_U^h -measurable for all $m \geq m_0$. Indeed, this follows because

$$\alpha_{n,m} = (h, \phi_{n,m})_{\nabla} = -2\pi(h, \Delta\phi_{n,m})$$

and $\Delta\phi_{n,m}(z)$ vanishes for $z \in D$ with $\text{dist}(z, K \cup \partial D) \geq \frac{1}{m}$. Therefore α_n is also \mathcal{F}_U^h -measurable. That is, $\mathcal{F}_{K^+}^h \subseteq \mathcal{F}_U^h$.

We note that the σ -algebra given by $\cap \mathcal{F}_V^h$, where the intersection is over all $V \subseteq D$ open which contain a neighborhood of ∂D in D , is trivial by Proposition 3.1. Indeed, this follows because the variance of the integral of the projection of h onto $H(D \setminus \bar{V})$ against a $C_0^\infty(D)$ test function ϕ increases to the variance of the integral of h against ϕ as \bar{V} decreases to ∂D because the Green's function for Δ on $D \setminus \bar{V}$ converges to the Green's function on D . This, in particular, implies that the variance of the integral of the projection of h onto $H^\perp(D \setminus \bar{V})$ against ϕ decreases to 0 as V decreases (simply because the sum of the two variances must equal the variance of the integral of h against ϕ by independence). This implies the claim. We therefore have that $\mathcal{F}_{K^+}^h \subseteq \mathcal{F}_U^h$ for all $U \subseteq D$ open which contain K .

Note that $\mathcal{F}_U^h \subseteq \mathcal{F}_{\bar{U}^+}^h$. Thus to show that $\mathcal{F}_{K^+}^h = \cap_{U \supseteq K} \mathcal{F}_U^h$, it suffices to show that $\mathcal{F}_{K^+}^h = \cap_{U \supseteq K} \mathcal{F}_{\bar{U}^+}^h$. For each $m \in \mathbf{N}$ we let U_m be the $\frac{1}{m}$ -neighborhood of K . It suffices to show that for any fixed $\psi_1, \dots, \psi_k \in C_0^\infty(D)$, we have that the joint law of (h, ψ_j) for $1 \leq j \leq k$ given $\mathcal{F}_{\bar{U}_m^+}^h$ converges to the joint law of (h, ψ_j) for $1 \leq j \leq k$ given $\mathcal{F}_{K^+}^h$ as $m \rightarrow \infty$. Given $\mathcal{F}_{\bar{U}_m^+}^h$, we know that the (h, ψ_j) are jointly Gaussian with mean given by integrating the projection of h onto $H^\perp(D \setminus \bar{U}_m)$ against ψ_j and covariance given by the Green's function for Δ on $D \setminus \bar{U}_m$. Their conditional law given $\mathcal{F}_{K^+}^h$ admits an analogous description with K in place of \bar{U}_m . Since the Green's function for Δ on $D \setminus \bar{U}_m$ converges as $m \rightarrow \infty$ to the Green's function for Δ on $D \setminus K$, it follows that we have the desired convergence of the conditional covariance functions. To see the convergence of the conditional means, we let $(\tilde{\phi}_n)$ be an orthonormal basis of $H(D \setminus K)$ consisting of $C_0^\infty(D \setminus K)$ functions so that (ϕ_n) and $(\tilde{\phi}_n)$ together form an orthonormal basis of $H(D)$. Then we can write $h = \sum_n \alpha_n \phi_n + \sum_n \tilde{\alpha}_n \tilde{\phi}_n$ and we have that the (α_n) and $(\tilde{\alpha}_n)$ are i.i.d. $N(0, 1)$. Thus

$$\mathbf{E}\left[(h, \psi_j) \mid \mathcal{F}_{\bar{U}_m^+}^h\right] = \sum_n \alpha_n (\phi_n, \psi_j) + \sum_n \mathbf{E}\left[\tilde{\alpha}_n \mid \mathcal{F}_{\bar{U}_m^+}^h\right] (\tilde{\phi}_n, \psi_j). \quad (3.4)$$

The first summation on the right hand side is equal to $\mathbf{E}[(h, \psi_j) | \mathcal{F}_{K^+}^h]$. We note that for any n_0 fixed we have that

$$\sum_{n=1}^{n_0} \mathbf{E} \left[\tilde{\alpha}_n | \mathcal{F}_{\bar{U}_m^+}^h \right] (\tilde{\phi}_n, \psi_j) \rightarrow 0 \quad \text{as } m \rightarrow \infty$$

since for each fixed n there exists m_0 sufficiently large so that the support of $\tilde{\phi}_n$ is disjoint from \bar{U}_m for all $m \geq m_0$ and for such m we have that $\mathbf{E}[\tilde{\alpha}_n | \mathcal{F}_{\bar{U}_m^+}^h] = 0$. Moreover, by Jensen's inequality we have that

$$\begin{aligned} \mathbf{E} \left[\left(\sum_{n>n_0} \mathbf{E} \left[\tilde{\alpha}_n | \mathcal{F}_{\bar{U}_m^+}^h \right] (\tilde{\phi}_n, \psi_j) \right)^2 \right] &= \mathbf{E} \left[\left(\mathbf{E} \left[\sum_{n>n_0} \tilde{\alpha}_n (\tilde{\phi}_n, \psi_j) | \mathcal{F}_{\bar{U}_m^+}^h \right] \right)^2 \right] \\ &\leq \sum_{n>n_0} (\tilde{\phi}_n, \psi_j)^2 = (2\pi)^2 \sum_{n>n_0} (\tilde{\phi}_n, \Delta^{-1} \psi_j)_{\nabla}^2. \end{aligned}$$

Since $\Delta^{-1} \psi_j$ is in $H(D)$, it follows that the summation on the right hand side tends to 0 as $n_0 \rightarrow \infty$. Therefore the second summation in (3.4) tends to 0 in probability as $m \rightarrow \infty$ which implies that there exists a sequence (m_k) tending to ∞ sufficiently quickly along which it tends to 0 almost surely. Since it is also an L^2 -bounded martingale, the martingale convergence theorem implies that it converges almost surely. Combining, this almost sure limit must be equal to 0, and this implies the result. \square

Proposition 3.3. *Assume that D is a non-trivial simply connected domain and let K be a deterministic closed subset of D . Let h_1 be the harmonic function on $D \setminus K$ which agrees with the projection of h onto $H^\perp(D \setminus K)$, restricted to $D \setminus K$. Then a.s.*

$$\lim_{D \setminus K \ni z \rightarrow z_0} h_1(z) = 0 \quad \text{for all } z_0 \in \partial D \setminus K.$$

Proof. Let U be a simply connected neighborhood of z_0 such that the distance from U to K is positive. Then [SS13, Lemma 3.2] states that the projections of h onto $H^\perp(D \setminus K)$ and $H^\perp(D \setminus U)$ are *almost independent*, which means that their joint law is absolutely continuous with respect to the product of their marginal laws. This implies that for almost all instances of the former, the conditional law of the latter is absolutely continuous with respect to its unconditioned law. We note that the restriction to U of the projection of h onto $H^\perp(D \setminus U)$ is equal to $h|_U$. Therefore the conditional law of $h|_U$ given the projection of h onto $H^\perp(D \setminus K)$ is absolutely continuous with respect to its unconditioned law. Moreover, $h|_U$ given the projection of h onto $H^\perp(D \setminus K)$ can be written as the sum of a function h_1 which is harmonic in $D \setminus K$ and a zero-boundary GFF \tilde{h} in $D \setminus K$ restricted to U .

Assume that we have fixed an instance of h_1 . Let (z_n) be a sequence in D with $z_n \rightarrow z_0$ as $n \rightarrow \infty$. For each $n \in \mathbf{N}$, we let $\varphi_n: U \rightarrow \mathbf{D}$ be the unique conformal map with

$\varphi_n(z_n) = 0$ and $\varphi_n'(z_n) > 0$. Let μ_n be the law of $h \circ \varphi_n^{-1}$ and let $\tilde{\mu}_n$ (resp. $\tilde{\mu}'_n$) be the law of $\tilde{h} \circ \varphi_n^{-1}$ (resp. $(\tilde{h} + h_1) \circ \varphi_n^{-1}$) with the instance of h_1 fixed. Then μ_n and $\tilde{\mu}'_n$ are almost surely (in the realization of h_1) mutually absolutely continuous for each n . Moreover, the Radon-Nikodym derivative Z_n of $\tilde{\mu}'_n$ with respect to μ_n has the following property. For every $\epsilon > 0$ there exists $\delta > 0$ (uniformly in n) such that if A is any event with $\mu_n[A] < \delta$ then $\tilde{\mu}'_n[A] = \int Z_n \mathbf{1}_A d\mu_n < \epsilon$. Indeed, this follows because we can always express A in terms of an event which involves $h|_U$ and then compute using the Radon-Nikodym derivative of the law of $(\tilde{h} + h_1)|_U$ with respect to the law of $h|_U$.

For each $\zeta > 0$ we let ϕ_ζ be a C^∞ function which is non-negative, radially symmetric, has integral 1, and which is supported in the annulus $\mathbf{D} \setminus B(0, 1 - \zeta)$. Then we have that both $(h \circ \varphi_n^{-1}, \phi_\zeta)$ and $(\tilde{h} \circ \varphi_n^{-1}, \phi_\zeta)$ tend to 0 in probability as $\zeta \rightarrow 0$ and $n \rightarrow \infty$. Indeed, this can be seen because both are mean-zero Gaussian random variables for each $\zeta > 0$ and $n \in \mathbf{N}$ with variance tending to 0 as $\zeta \rightarrow 0$ and $n \rightarrow \infty$. That is, for each $\delta > 0$ there exists $\zeta_0 > 0$ and $n_0 \in \mathbf{N}$ such that $\zeta \in (0, \zeta_0)$ and $n \in \mathbf{N}$ with $n \geq n_0$ implies that the variance of both $(h \circ \varphi_n^{-1}, \phi_\zeta)$ and $(\tilde{h} \circ \varphi_n^{-1}, \phi_\zeta)$ is at most δ . On the other hand, since h_1 is harmonic in U we have that $h_1 \circ \varphi_n^{-1}$ is harmonic in \mathbf{D} , hence $(h_1 \circ \varphi_n^{-1}, \phi_\zeta) = h_1 \circ \varphi_n^{-1}(0) = h_1(z_n)$ for all $\zeta \in (0, 1)$ and $n \in \mathbf{N}$.

Fix $\delta > 0$ so that if $\mu_n[A] < \delta$ then $\tilde{\mu}'_n[A] < 1/4$. Let $a > 0$ be arbitrary. Assume that we have fixed $\zeta_0 > 0$ and $n_0 \in \mathbf{N}$ such that $\zeta \in (0, \zeta_0)$ and $n \geq n_0$ implies that $\mu_n[|(h \circ \varphi_n^{-1}, \phi_\zeta)| > a/2] < \delta$. Then $\tilde{\mu}'_n[|((\tilde{h} + h_1) \circ \varphi_n^{-1}, \phi_\zeta)| > a/2] < 1/4$. By possibly further decreasing the value of $\zeta_0 > 0$ and increasing the value of n_0 we also have that $\zeta \in (0, \zeta_0)$ and $n \geq n_0$ implies that $\tilde{\mu}_n[|(\tilde{h} \circ \varphi_n^{-1}, \phi_\zeta)| > a/2] < 1/4$. Using that the event $|h_1(z)| > a$ is the same as the event $|((\tilde{h} + h_1) \circ \varphi_n^{-1}, \phi_\zeta) - (\tilde{h} \circ \varphi_n^{-1}, \phi_\zeta)| > a$, we have that (with a slight abuse of notation after the first equality)

$$\begin{aligned} \mathbf{1}_{\{|h_1(z_n)| > a\}} &= \tilde{\mu}_n[|((\tilde{h} + h_1) \circ \varphi_n^{-1}, \phi_\zeta) - (\tilde{h} \circ \varphi_n^{-1}, \phi_\zeta)| > a] \\ &\leq \tilde{\mu}'_n[|((\tilde{h} + h_1) \circ \varphi_n^{-1}, \phi_\zeta)| > a/2] + \tilde{\mu}_n[|(\tilde{h} \circ \varphi_n^{-1}, \phi_\zeta)| > a/2] \\ &\leq \frac{1}{2}. \end{aligned}$$

Since $\mathbf{1}_{\{|h_1(z_n)| > a\}}$ takes values in $\{0, 1\}$, we have that $\mathbf{1}_{\{|h_1(z_n)| > a\}} \leq 1/2$ implies that $|h_1(z_n)| \leq a$. Therefore $|h_1(z_n)| \leq a$ for $n \geq n_0$, hence $h_1(z_n) \rightarrow 0$ as $n \rightarrow \infty$, as desired. \square

We finish this subsection with the following proposition, which describes the absolute continuity properties of the GFF.

Proposition 3.4 (Absolute Continuity). *Suppose that D_1, D_2 are simply connected domains with $D_1 \cap D_2 \neq \emptyset$. For $i = 1, 2$, let h_i be a zero boundary GFF on D_i and F_i harmonic on D_i . Fix a bounded simply connected open domain $U \subseteq D_1 \cap D_2$.*

- (i) (Interior) *If $\text{dist}(U, \partial D_i) > 0$ for $i = 1, 2$ then the laws of $(h_1 + F_1)|_U$ and $(h_2 + F_2)|_U$ are mutually absolutely continuous.*

(ii) (Boundary) Suppose that there is a neighborhood U' of the closure \bar{U} of U such that $\bar{D}_1 \cap U' = \bar{D}_2 \cap U'$, and that $F_1 - F_2$ tends to zero as one approaches points in the sets $\partial D_i \cap U'$. Then the laws of $(h_1 + F_1)|_U$ and $(h_2 + F_2)|_U$ are mutually absolutely continuous.

Although Proposition 3.4 is stated in the case that U is bounded, an analogous result holds when U is not bounded. We will in particular use this result in the following setting without reference: $D_1 = D_2 = D$ and there exists a conformal transformation $\varphi: D \rightarrow \tilde{D}$ where \tilde{D} is bounded and $\tilde{U} = \varphi(U)$ satisfies the hypotheses of Proposition 3.4 part (i) or part (ii).

We will often make use of Proposition 3.4 in the following manner. Theorem 1.1 gives the existence of a coupling of an $\text{SLE}_\kappa(\rho)$ (a flow line) or $\text{SLE}_{\kappa'}(\rho)$ process (a counterflow line) with the GFF (say, on \mathbf{H}) provided the boundary data of the GFF is piecewise constant and changes values a finite number of times. For more general boundary data, one can still construct the flow and counterflow lines of the GFF provided the boundary data near the starting point is piecewise constant. The reason for this is that Proposition 3.4 implies that the law of the field near the starting point is absolutely continuous with respect to the law of a GFF that does have piecewise constant boundary data which changes a finite number of times.

More precisely, suppose that h is a GFF on \mathbf{H} with piecewise constant boundary data and that η is its flow or counterflow line starting from $x \in \partial\mathbf{H}$. If \tilde{h} is another GFF on \mathbf{H} whose boundary data agrees with that of h in a neighborhood of x and U is any bounded, open subset of $\bar{\mathbf{H}}$ which contains a neighborhood of x and with positive distance from those boundary segments where the boundary data of h and \tilde{h} differ, then we know that the laws of $h|_U$ and $\tilde{h}|_U$ are mutually absolutely continuous. Let Z_U denote the Radon-Nikodym derivative of the law of the latter with respect to the former. Then weighting the law of $(h|_U, \eta_U)$, η_U given by η stopped upon first exiting U , by Z_U yields a coupling where the marginal law of the first element is the same as the law of $\tilde{h}|_U$, the marginal law of the second element is mutually absolutely continuous with respect to the law of η_U , and the pair satisfies the same Markov property described in the statement of Theorem 1.1. (We will justify the Markov property more carefully just after the proof of Lemma 3.6.)

Note that all of the almost sure properties of η_U are preserved under this change of measure. The caveat is that by combining Theorem 1.1 and Proposition 3.4 in this way (with larger and larger domains U), the flow or counterflow line of \tilde{h} will only be defined up until it hits a boundary segment which does not have piecewise constant boundary data.

One can also apply this operation in reverse. Namely, suppose that h is a GFF on \mathbf{H} , $U \subseteq \mathbf{H}$ is bounded and open such that h has piecewise constant boundary data in $\partial\mathbf{H} \cap \bar{U}$, and η is a path coupled with h which satisfies the Markov property described in the statement of Theorem 1.1. Then Proposition 3.4 and Theorem 2.4 together

imply that the joint law of $(h|_U, \eta_U)$, with η_U as defined above, is mutually absolutely continuous with respect to the joint law of a GFF with piecewise constant boundary data on all of $\partial\mathbf{H}$ and its flow or counterflow line starting from the origin, both restricted to U . In particular, all of the almost sure properties of η_U are the same under both laws. This is useful because the Loewner driving function for η_U may not be described by a simple SDE.

We also remark that it is possible to construct directly (without appealing to Proposition 3.4) a coupling as in Theorem 1.1 with more general types of boundary data. We will not need this in the present article because we will not need to analyze the specific form of the driving diffusion in the more general setting. See [She10, Theorem 4.5] for a precise statement of this in the setting of a very closely related coupling of SLE with the GFF (the so-called “reverse” coupling).

Proof of Proposition 3.4. Let $\tilde{U} \subseteq D_1 \cap D_2$ be such that $\text{dist}(\tilde{U}, \partial D_i) > 0$ for $i = 1, 2$, $U \subseteq \tilde{U}$, and $\text{dist}(U, \partial\tilde{U}) > 0$. By Proposition 3.1, we can write $(h_i + F_i)|_{\tilde{U}} = h_i^{\tilde{U}} + (h_i^{\tilde{U}^c} + F_i)|_{\tilde{U}}$ where $h_i^{\tilde{U}}$ is a zero boundary GFF on \tilde{U} and $h_i^{\tilde{U}^c} + F_i$ is harmonic on \tilde{U} , both restricted to \tilde{U} . We assume that h_1, h_2 are coupled together on a common probability space so that $h_1^{\tilde{U}} = h_2^{\tilde{U}}$ and that $h_1^{\tilde{U}^c}, h_2^{\tilde{U}^c}$ are independent. Let $\phi \in C_0^\infty(\tilde{U})$ be such that $\phi|_U \equiv 1$ and let $g = \phi \left((h_2^{\tilde{U}^c} + F_2) - (h_1^{\tilde{U}^c} + F_1) \right)$. Then we have that $g \in H(\tilde{U})$ and $(h_1 + F_1 + g)|_U = (h_2 + F_2)|_U$. We note that g is a measurable function of h_1, h_2 since the $h_i^{\tilde{U}^c}$ for $i = 1, 2$ are measurable functions of h_1, h_2 as their series expansions can be determined by taking a $(\cdot, \cdot)_\nabla$ -inner product of h_1, h_2 with respect to an appropriately chosen orthonormal basis. Similarly, $(h_1^{\tilde{U}}, g)_\nabla$ is a measurable function of h_1, h_2 because we can represent it as $\sum_j a_j b_j$ where $(a_j), (b_j)$ are the coordinates of $h_1^{\tilde{U}}, g$ with respect to a $(\cdot, \cdot)_\nabla$ -orthonormal basis. We note that, although g is a random function in $H(U)$, the series $\sum_j a_j b_j$ converges almost surely because g is independent of $h_1^{\tilde{U}}$. (Here, we are using that this holds if g is any fixed function in $H(U)$ hence also holds in the case that g is independent of $h_1^{\tilde{U}}$ by Fubini’s theorem.) If we weight the law of h_1, h_2 by $\mathcal{Z}^{-1} \exp((h_1^{\tilde{U}}, g)_\nabla)$ where $\mathcal{Z} = \exp(\frac{1}{2} \|g\|_\nabla^2)$ then the law of $h_1^{\tilde{U}}$ under the weighted law is equal to the law of $h_1^{\tilde{U}} + g$ under the unweighted law. As g is compactly supported in \tilde{U} and $h_1^{\tilde{U}^c} + F_1$ is harmonic in \tilde{U} , we have that $(h_1^{\tilde{U}^c} + F_1, g)_\nabla = 0$, hence $(h_1^{\tilde{U}}, g)_\nabla = (h_1 + F_1, g)_\nabla$. Therefore if we weight the law of h_1, h_2 by $\mathcal{Z}^{-1} \exp((h_1 + F_1, g)_\nabla)$ where $\mathcal{Z} = \exp(\frac{1}{2} \|g\|_\nabla^2)$ then the law of $(h_1 + F_1)|_U$ under the weighted law is equal to the law of $(h_1 + F_1 + g)|_U = (h_2 + F_2)|_U$ under the unweighted law. We conclude that, under the coupling that we have constructed of h_1, h_2 , an event for $(h_1 + F_1)|_U$ has zero probability if and only if it has zero probability for $(h_2 + F_2)|_U$. That is, the law of $(h_1 + F_1)|_U$ is mutually absolutely continuous with respect to the law of $(h_2 + F_2)|_U$. This proves part (i).

For part (ii), we let $\tilde{U} = U' \cap D_1 = U' \cap D_2$. Then we have $(h_i + F_i)|_{\tilde{U}} = h_i^{\tilde{U}} + (h_i^{\tilde{U}^c} + F_i)|_{\tilde{U}}$

where $h_i^{\tilde{U}}$ is a zero boundary GFF on \tilde{U} and $h_i^{\tilde{U}^c} + F_i$ is harmonic in \tilde{U} , both restricted to \tilde{U} . We assume that h_1, h_2 are coupled on a common probability space so that $h_1^{\tilde{U}} = h_2^{\tilde{U}}$ and $h_1^{\tilde{U}^c}, h_2^{\tilde{U}^c}$ are independent. Let ϕ be a C^∞ function with $\phi|_U \equiv 1$ and with ϕ equal to 0 on a neighborhood of $(U')^c$ and let $g = \phi \left((h_2^{\tilde{U}^c} + F_2) - (h_1^{\tilde{U}^c} + F_1) \right)$. Then we have that $(h_1 + F_1 + g)|_U = (h_2 + F_2)|_U$ where $g \in H(\tilde{U})$. The rest of the proof thus follows using the same argument used to prove the proof of part (i). \square

We remark that a slight variant of Proposition 3.4 is stated and proved in [SS13, Lemma 3.2] in the case that one considers the law of the GFF on disjoint closed subsets.

Remark 3.5. Suppose that h is a GFF on a domain D , and $f \in C_0^\infty(D)$. As in the proof of Proposition 3.4, we know that reweighing the law μ of h by $\mathcal{Z}^{-1} \exp((h, f)_\nabla)$ yields the law μ_f of $h + f$. Consequently, the Cauchy-Schwarz inequality implies that $\mu(E) \leq \mu_f^{1/2}(E) \exp(\|f\|_\nabla^2)$ for every event E . The same holds if we reverse the roles of μ and μ_f . More generally, if we apply Hölder's inequality, we have that $\mu(E) \leq \mu_f^{1/p}(E) \exp(\frac{q}{2}\|f\|_\nabla^2)$ where $\frac{1}{p} + \frac{1}{q} = 1$. These simple facts allow us to give explicit bounds which relate the probabilities of events in the setting of parts (i) and (ii) of Proposition 3.4. For example, suppose that $D = D_1 = D_2$ is a Jordan domain and L is an interval in ∂D . Suppose that h_1 and h_2 are GFFs on D with $h_1|_{\partial D \setminus L} = h_2|_{\partial D \setminus L}$ and $|h_1|_L| \leq M, |h_2|_L| \leq M$ for some constant $M > 0$. Let F be the function which is harmonic in D with $F|_{\partial D \setminus L} \equiv 0$ and $F|_L = h_2|_L - h_1|_L$. Then $h_1 + F \stackrel{d}{=} h_2$. Let U be the set of points in D which have distance at least $\epsilon > 0$ from L and let G be the function which agrees with F in U , is 0 on the set of points with distance at most $\frac{1}{2}\epsilon$ from ∂D , and otherwise harmonic. Then there exists $C > 0$ depending only on M, D, ϵ such that $\|G\|_\nabla^2 \leq C$. Moreover, with μ_G the law of $h_1 + G$ restricted to U , we have that $h_2|_U \sim \mu_G$. Thus with μ the law of $h_1|_U$, for each $p > 1$ there exists a constant $C_p > 0$ depending only on M, D, ϵ such that $\mu(E) \leq C_p \mu_G^{1/p}(E)$ for all events E .

3.2 Local sets

The theory of local sets, developed in [SS13], extends the Markovian structure of the field (Proposition 3.1) to the setting of conditioning on the values it takes on a *random set* $A \subseteq D$. In this section, we will give an overview of local sets which is very closely based on the treatment given in [SS13, Section 3.3]. We will cite some of the results in [SS13] in the proofs of the statements below.

Throughout, we shall assume for convenience that $D \subseteq \mathbf{C}$ is a bounded domain and h is a GFF on D . Let Γ be the collection of all nonempty, closed subsets of \bar{D} which contain ∂D . We view Γ as a metric space endowed with the **Hausdorff** distance. That is, the distance between sets $S_1, S_2 \in \Gamma$ is

$$d_{\text{HAUS}}(S_1, S_2) := \max \left\{ \sup_{x \in S_1} \text{dist}(x, S_2), \sup_{y \in S_2} \text{dist}(y, S_1) \right\}.$$

It is well known (and the reader may easily verify) that Γ is a compact metric space. (In order to treat the case that D is unbounded, we can conformally map to the sphere and use the induced Euclidean metric on the sphere.) Let \mathcal{G} be the Borel σ -algebra on Γ induced by this metric.

Suppose that (A, h) is a coupling of a GFF h on D and a random variable A taking values in Γ . Then A is said to be a **local set** of h if there exists a law on pairs (A, h_1) where h_1 is a distribution on D with $h_1|_{D \setminus A}$ harmonic is such that a sample with the law (A, h) can be produced by

1. choosing the pair (h_1, A) ,
2. then sampling an instance h_2 of the zero boundary GFF on $D \setminus A$ and setting $h = h_1 + h_2$.

Whenever we use the phrase “ A is a local set of h ,” we will always assume that $\partial D \subseteq A$ even though we may not say this explicitly.

Deterministic closed sets are also obviously local and, by Theorem 1.1, so is the hull K_τ of an $\text{SLE}_\kappa(\rho)$ process stopped at time τ at or before the continuation threshold is reached. These are the motivating examples for the theory.

Given $A \in \Gamma$, let A_δ denote the closed set containing all points in D whose distance from A is at most δ . Let \mathcal{A}_δ be the smallest σ -algebra in which A and the restriction of h (as a distribution) to the interior of A_δ are measurable. Let $\mathcal{A} = \bigcap_{\delta > 0} \mathcal{A}_\delta$. Intuitively, this is the smallest σ -algebra in which A and the values of h in an infinitesimal neighborhood of A are measurable. Suppose that A is local for h . We let \mathcal{C}_A be the conditional expectation of h given \mathcal{A} . We note that we can view \mathcal{C}_A as a random variable which takes values in the space of distributions and we can identify \mathcal{C}_A with the harmonic function h_1 , and this is the perspective that we will take. Indeed, as we will explain carefully just below, the σ -algebra generated by the values of h_2 in A_δ becomes trivial as $\delta \rightarrow 0$, i.e., $\mathcal{A} = \sigma(h_1)$. Hence, we can write $(\mathcal{C}_A, \phi) = \mathbf{E}[(h, \phi) | \mathcal{A}] = \mathbf{E}[(h_1, \phi) | \mathcal{A}] = (h_1, \phi)$.

Let us now explain carefully why $\mathcal{A} = \sigma(h_1)$. We first note that h_1 is obviously \mathcal{A} -measurable because it is \mathcal{A}_δ -measurable for every $\delta > 0$ as it is harmonic in $D \setminus A$. To show that $\mathcal{A} \subseteq \sigma(h_1)$, it suffices to show that the conditional law of h_2 given \mathcal{A} is the same as the conditional law of h_2 given $\sigma(h_1)$. (Indeed, this will imply that the conditional law of h given $\sigma(h_1)$ is the same as the conditional law of h given \mathcal{A} .) That is, it is a zero boundary GFF on $D \setminus A$. Let $B_\delta = \{x \in D : \text{dist}(x, A) > \delta\}$. Let \mathcal{B}_δ be the σ -algebra generated by h_1 and the projection h_{21}^δ of h_2 onto $H^\perp(B^\delta)$. Note that \mathcal{B}_δ contains \mathcal{A}_δ for every $\delta > 0$ because if $\phi \in C_0^\infty(D)$, on the event that the support of ϕ is contained in A_δ , we have $(h, \phi) = (h_1, \phi) + (h_{21}^\delta, \phi)$. Therefore $\mathcal{B} = \bigcap_{\delta > 0} \mathcal{B}_\delta$ contains \mathcal{A} . It suffices to show that the conditional law of h_2 given \mathcal{B} is that of a zero-boundary GFF on $D \setminus A$ (because then the same will be true for \mathcal{A}). This follows from the backwards martingale convergence theorem. Indeed, if $\phi \in C_0^\infty(D)$ and S_δ is the event that the

support of ϕ is contained in B_δ and S is the event that the support of ϕ is contained in $D \setminus A$, then with h_{22}^δ the projection of h_2 onto $H(B_\delta)$ we have that

$$\mathbf{E}[\exp(i\theta(h_2, \phi)_\nabla) | \mathcal{B}_\delta] \mathbf{1}_{S_\delta} = \mathbf{E}[\exp(i\theta(h_{22}^\delta, \phi)_\nabla) | \mathcal{B}_\delta] \mathbf{1}_{S_\delta} = \exp(-\theta^2 \|\phi\|_\nabla^2 / 2) \mathbf{1}_{S_\delta}$$

where the final equality follows by the Markov property of the GFF. Taking a limit as $\delta \rightarrow 0$, the right hand side converges to $\exp(-\theta^2 \|\phi\|_\nabla^2 / 2) \mathbf{1}_S$ as S_δ increases to S while the left hand side converges to

$$\mathbf{E}[\exp(i\theta(h_2, \phi)_\nabla) | \mathcal{B}] \mathbf{1}_S$$

by the backwards martingale convergence theorem.

We note that in the case that A is a deterministic, closed set then Proposition 3.2 implies that \mathcal{A} is the same as the σ -algebra generated by the projection of h onto $H^\perp(D \setminus A)$ so that \mathcal{C}_A is the same as the projection of h onto $H^\perp(D \setminus A)$. The proof of Lemma 3.6 given just below implies that \mathcal{A} is equal to the σ -algebra generated by (h_1, A) as in the definition of a local set given above.

In many places in this article, we will consider conditional expectations where we condition on A and $h|_A$ where A is a local set for h . By this, we mean that we consider the conditional expectation \mathcal{C}_A of h given the σ -algebra \mathcal{A} defined just above.

There are several other characterizations of local sets which are given in the following restatement of [SS13, Lemma 3.9].

Lemma 3.6. *Suppose that (A, h) is a random variable which is a coupling of an instance h of the GFF on D with a random element A of Γ . Then the following are equivalent:*

- (i) *For each deterministic open $U \subseteq D$, we have that given the projection of h onto $H^\perp(U)$, the event $A \cap U = \emptyset$ is independent of the projection of h onto $H(U)$. In other words, the conditional probability that $A \cap U = \emptyset$ given h is a measurable function of the projection of h onto $H^\perp(U)$.*
- (ii) *For each deterministic open $U \subseteq D$, we let S be the event that A intersects U and let*

$$\tilde{A} = \begin{cases} A & \text{on } S^c, \\ \emptyset & \text{otherwise.} \end{cases}$$

Then we have that given the projection of h onto $H^\perp(U)$, the pair (S, \tilde{A}) is independent of the projection of h onto $H(U)$.

- (iii) *Conditioned on \mathcal{A} , (a regular version of) the conditional law of h is that of $h_1 + h_2$ where h_2 is the GFF with zero boundary values on $D \setminus A$ (extended to all of D) and h_1 is an \mathcal{A} -measurable random distribution (i.e., as a distribution-valued function on the space of distribution-set pairs (A, h) , h_1 is \mathcal{A} -measurable) which is almost surely harmonic on $D \setminus A$.*

(iv) A is a local set for h . That is, a sample with the law of (A, h) can be produced as follows. First choose the pair (A, h_1) according to some law where h_1 is almost surely harmonic on $D \setminus A$. Then sample an instance h_2 of the GFF on $D \setminus A$ and set $h = h_1 + h_2$.

Proof. Trivially, (ii) implies (i).

Next, suppose A satisfies (i). We will show that (iii) holds. For each $\delta > 0$, let \mathcal{D}_δ be the collection of sets which can be written as $\bar{D} \cap S$ where S is a closed square in \mathbf{C} of side length δ with corners in the grid $\delta\mathbf{Z}^2$ and let $\widehat{A}_\delta = \cup\{S \in \mathcal{D}_\delta : S \cap A_\delta \neq \emptyset\}$. We claim that \widehat{A}_δ satisfies (i) for each $\delta > 0$. To see this, fix $U \subseteq D$ open and let \widehat{U}_δ be given by the interior of $\cup\{S \in \mathcal{D}_\delta : S \cap U \neq \emptyset\}$. Then \widehat{A}_δ intersects U if and only if A_δ intersects the intersection of D and the closure of \widehat{U}_δ . For each $\delta' > 0$, let $\widetilde{U}_{\delta, \delta'}$ be given by the δ' -neighborhood of \widehat{U}_δ in D . Then A_δ intersects the intersection of D and the closure of \widehat{U}_δ if and only if A intersects the intersection of D and the closure of $\widetilde{U}_{\delta, \delta'}$. Equivalently, A_δ intersects the intersection of D and the closure of \widehat{U}_δ if and only if A intersects $\cap_{\delta' > \delta} \widetilde{U}_{\delta, \delta'}$. Since A satisfies (i), we know that the conditional probability of $\{A \cap \widetilde{U}_{\delta, \delta'} \neq \emptyset\}$ given h is a measurable function of the projection of h onto $H^\perp(\widetilde{U}_{\delta, \delta'})$. This is in turn a measurable function of the projection of h onto $H^\perp(U)$ (since $U \subseteq \widetilde{U}_{\delta, \delta'}$). Therefore the event $\{\widehat{A}_\delta \cap U \neq \emptyset\} = \cap_{\delta' > \delta} \{A \cap \widetilde{U}_{\delta, \delta'} \neq \emptyset\}$ is a measurable function of the projection of h onto $H^\perp(U)$ (note that we can represent the intersection as a countable intersection so that the event in question is measurable). Note that there are only finitely many possible choices for \widehat{A}_δ since we assumed D to be bounded.

We will now show that \widehat{A}_δ satisfies (iii). Let \mathcal{D}_δ^\cup be the collection of all sets which can be expressed as a finite union of elements in \mathcal{D}_δ . Fix $C \in \mathcal{D}_\delta^\cup$ and assume that $\mathbf{P}[\widehat{A}_\delta \subseteq C] > 0$. Since \widehat{A}_δ satisfies (i), we have that the conditional law of h in $D \setminus C$ given both $\widehat{A}_\delta \subseteq C$ and the projection of h onto $H^\perp(D \setminus C)$ is the same as the conditional law of h in $D \setminus C$ given just the projection of h onto $H^\perp(D \setminus C)$. That \widehat{A}_δ satisfies (iii) thus follows from Proposition 3.1.

We are now going to use a limiting procedure to deduce that A satisfies (iii) from the fact that \widehat{A}_δ satisfies (iii). Assume that $\delta = 2^{-j}$ for some $j \in \mathbf{N}$. Let $\widehat{\mathcal{A}}_\delta$ be defined analogously to \mathcal{A}_δ but with \widehat{A}_δ in place of A_δ and let $\widetilde{\mathcal{A}}_\delta$ be the smallest σ -algebra which contains $\widehat{\mathcal{A}}_\delta$ and with respect to which A is measurable. As we will see momentarily, the σ -algebras $\widetilde{\mathcal{A}}_\delta$ will be useful to consider because they decrease as δ decreases. We claim that the conditional law of h given $\widetilde{\mathcal{A}}_\delta$ is the same as the conditional law of h given $\widehat{\mathcal{A}}_\delta$. To see that this is the case, fix $k \geq j$, let $\delta' = 2^{-k}$, and let $\widetilde{\mathcal{A}}_{\delta, \delta'}$ be the smallest σ -algebra which contains both $\widehat{\mathcal{A}}_\delta$ and $\widehat{\mathcal{A}}_{\delta'}$. By the argument in the previous paragraph, it follows that the conditional law of h given $\widetilde{\mathcal{A}}_\delta$ is the same as the conditional law of h given $\widetilde{\mathcal{A}}_{\delta, \delta'}$. The claim then follows because $\widetilde{\mathcal{A}}_\delta = \cap_{k=j}^\infty \widetilde{\mathcal{A}}_{\delta, 2^{-k}}$.

Since the σ -algebras $\tilde{\mathcal{A}}_{2-j}$ are decreasing, the conditional law of h given $\hat{\mathcal{A}}_{2-j}$ is the same as the conditional law of h given $\tilde{\mathcal{A}}_{2-j}$, and $\bigcap_{j=1}^{\infty} \tilde{\mathcal{A}}_{2-j} = \mathcal{A}$, the reverse martingale convergence theorem implies the almost sure convergence $\mathcal{C}_{\hat{\mathcal{A}}_{2-j}}$ as $j \rightarrow \infty$ in the weak sense, i.e., for each fixed ϕ , we have a.s. that

$$(\mathcal{C}_{\hat{\mathcal{A}}_{2-j}}, \phi) \rightarrow \mathbf{E}[(h, \phi) | \mathcal{A}] \quad \text{as } j \rightarrow \infty. \quad (3.5)$$

In order to finish the proof that (iii) holds for A , we need to show that $\mathbf{E}[(h, \phi) | \mathcal{A}]$ defines a distribution on D and that the conditional law of $\phi \mapsto (h, \phi) - \mathbf{E}[(h, \phi) | \mathcal{A}]$ given \mathcal{A} is that of a GFF on $D \setminus A$ with zero boundary conditions. Since (iii) holds for each \hat{A}_δ , we have that

$$\mathbf{E}[\exp(i\theta(h, \phi)) | \hat{\mathcal{A}}_{2-j}] = \exp\left(i\theta(\mathcal{C}_{\hat{\mathcal{A}}_{2-j}}, \phi) - \theta^2 \sigma_{D \setminus \hat{A}_{2-j}}^2(\phi)/2\right) \quad (3.6)$$

where $\sigma_{D \setminus \hat{A}_{2-j}}^2(\phi) = \iint \phi(x) G_{D \setminus \hat{A}_{2-j}}(x, y) \phi(y) dx dy$ and $G_{D \setminus \hat{A}_{2-j}}$ is the Green's function for Δ on $D \setminus \hat{A}_{2-j}$. Thus sending $j \rightarrow \infty$, by combining (3.5) and (3.6) we have a.s. that

$$\mathbf{E}[\exp(i\theta(h, \phi)) | \mathcal{A}] = \exp(i\theta \mathbf{E}[(h, \phi) | \mathcal{A}] - \theta^2 \sigma_{D \setminus A}^2(\phi)/2)$$

where $\sigma_{D \setminus A}^2(\phi) = \iint \phi(x) G_{D \setminus A}(x, y) \phi(y) dx dy$ and $G_{D \setminus A}$ is the Green's function for Δ on $D \setminus A$. That is, for each fixed ϕ we have that the conditional law of $(h, \phi) - \mathbf{E}[(h, \phi) | \mathcal{A}]$ given \mathcal{A} is equal to that of (\tilde{h}, ϕ) where, given \mathcal{A} , \tilde{h} has the law of a zero-boundary GFF on $D \setminus A$. This implies that we can find a coupling of \tilde{h} and h, A so that for each $\phi \in C_0^\infty(D)$ we almost surely have that $(\tilde{h}, \phi) = (h, \phi) - \mathbf{E}[(h, \phi) | \mathcal{A}]$. By letting (ϕ_j) be a suitably chosen family in $C_0^\infty(D)$, it is easy to see that the family of random variables $(h, \phi_j) - \mathbf{E}[(h, \phi_j) | \mathcal{A}]$ a.s. determines \tilde{h} . Thus using this, we set $(\mathcal{C}_A, \phi) = (h, \phi) - (\tilde{h}, \phi)$ and see that this a.s. defines a distribution on D since h, \tilde{h} are a.s. distributions on D . Therefore (iii) holds for A .

Now (iv) is immediate from (iii) when we set $h_1 = \mathcal{C}_A$.

To obtain (ii) from (iv), it suffices to show that given the projection of h onto $H^\perp(U)$ and the pair (S, \tilde{A}) , the conditional law of the projection of h onto $H(U)$ is the same as its a priori law (or its law conditioned on only the projection of h onto $H^\perp(U)$), namely the law of the zero boundary GFF on U . Assuming (iv), we can write $h = h_1 + h_2$ where, conditional on \mathcal{A} , we have that h_1 is harmonic in $D \setminus A$ and h_2 has the law of a zero-boundary GFF in $D \setminus A$. On the event that $A \subseteq D \setminus U$ (which we emphasize is \mathcal{A} -measurable), we can apply the Markov property to the GFF h_2 so that, given the σ -algebra \mathcal{F}_1 generated by \mathcal{A} and $\mathcal{F}_{((D \setminus A) \setminus U)^+}^{h_2}$ we have that

$$h_2 = h_{21} + h_{22}$$

where h_{21} is harmonic on U and h_{22} has the law of a GFF on U with zero boundary conditions. We claim that \mathcal{F}_1 is the same as the σ -algebra \mathcal{F}_2 generated by \mathcal{A} and

$\mathcal{F}_{(D \setminus U)^+}^h$. (It is intuitively obvious that this should be true because both σ -algebras depend on the values of the GFF in the same way, we can build h from h_1 and h_2 , and we can also build h_2 from h_1 and h . As we will see below, this intuition is what leads to the proof.) Upon showing this, we will have (on $A \subseteq D \setminus U$) that the conditional law of h given \mathcal{A} and $\mathcal{F}_{(D \setminus U)^+}^h$ can be written as

$$h = h_1 + h_{21} + h_{22}$$

where h_1 is a distribution on D which is harmonic on $D \setminus A$, h_{21} is a distribution on $D \setminus A$ which is harmonic on U , and h_{22} is a zero-boundary GFF on U and h_1, h_{21} are determined by \mathcal{A} and $\mathcal{F}_{(D \setminus U)^+}^h$. This, in particular will imply that the conditional law of the projection of h onto $H(U)$ given \mathcal{A} and $\mathcal{F}_{(D \setminus U)^+}^h$, on the event that $A \subseteq D \setminus U$, is that of a zero-boundary GFF on U .

To see the claim, one simply has to note that, on $A \subseteq D \setminus U$, conditioning on either \mathcal{F}_1 or \mathcal{F}_2 is equivalent to conditioning on $\sigma(h_1, h_{21})$. Indeed, we note that this is obviously true in the case of \mathcal{F}_1 from how it is defined. To see that conditioning on \mathcal{F}_2 is equivalent to conditioning on $\sigma(h_1, h_{21})$ on $A \subseteq D \setminus U$, we first note that h_1 is obviously \mathcal{F}_2 -measurable. Let $\mathcal{G}_{2,\delta}$ be the σ -algebra generated by \mathcal{A} and the values of h_2 in $((D \setminus A) \setminus U)_\delta$. That is, $\mathcal{G}_{2,\delta}$ is the σ -algebra generated by h_1 and, with $S_\delta(\phi)$ the event that the support of ϕ is contained in $((D \setminus A) \setminus U)_\delta$, the random variables $(h_2, \phi) \mathbf{1}_{S_\delta(\phi)}$ for $\phi \in C_0^\infty(D)$. Then we have that $\mathcal{G}_{2,\delta}$ is contained in the σ -algebra generated by h_1 and $\mathcal{F}_{(D \setminus U)_\delta}^h$ because $(D \setminus U)_\delta$ contains $((D \setminus A) \setminus U)_\delta$ and, for any $\phi \in C^\infty$ with support contained in $((D \setminus A) \setminus U)_\delta$ we have that (h_2, ϕ) is determined by (h, ϕ) and (h_1, ϕ) . Thus, by taking an intersection over $\delta > 0$, by Proposition 3.2 applied to the conditional law of h given $\mathcal{A} = \sigma(h_1)$, this implies that $(\text{on } A \subseteq D \setminus U) \sigma(h_1, h_{21}) \subseteq \mathcal{F}_2$. For the reverse inclusion, we have that h_1 is $\sigma(h_1, h_{21})$ -measurable. Moreover, $(D \setminus U)_\delta \subseteq A_\delta \cup ((D \setminus A) \setminus U)_\delta$. Therefore $\mathcal{F}_{(D \setminus U)_\delta}^h$ is contained in the σ -algebra generated by \mathcal{A} and $(h_2, \phi) \mathbf{1}_{T_\delta(\phi)} = ((h, \phi) - (h_1, \phi)) \mathbf{1}_{T_\delta(\phi)}$ for $\phi \in C_0^\infty(D)$ where $T_\delta(\phi)$ is the event that the support of ϕ is contained either in A_δ or in $((D \setminus A) \setminus U)_\delta$. Recall that the conditional law of h_2 given \mathcal{A} is that of a GFF on $D \setminus A$ with zero boundary conditions. Therefore, as $\delta \rightarrow 0$, the σ -algebra generated by \mathcal{A} and the values of h_2 in A_δ (defined analogously to the case of $\mathcal{G}_{2,\delta}$) decreases to the σ -algebra generated by \mathcal{A} . Moreover, it follows from Proposition 3.2 that $\mathcal{G}_{2,\delta}$ decreases to the σ -algebra generated by \mathcal{A} and $\sigma(h_{21})$. By sending $\delta \rightarrow 0$, we thus see that $\mathcal{F}_2 \subseteq \sigma(h_1, h_{21})$.

Now, we know from the Markov property (Proposition 3.1) for the GFF h by itself that we can also write

$$h = \widehat{h}_1 + \widehat{h}_2$$

where \widehat{h}_1 is a distribution which is harmonic on U and the conditional law of \widehat{h}_2 given $\mathcal{F}_{(D \setminus U)^+}$ is that of a GFF on U . Combining our two expressions tells us that *further conditioning on \mathcal{A} tells us nothing about the projection of h onto $H(U)$ on the event that $A \subseteq D \setminus U$* . In other words, the conditional law of the projection of h onto $H(U)$ given $\mathcal{F}_{(D \setminus U)^+}$, \mathcal{A} , and $A \subseteq D \setminus U$ is *equal* to the conditional law of the projection of h onto $H(U)$ given $\mathcal{F}_{(D \setminus U)^+}$. This implies (ii). \square

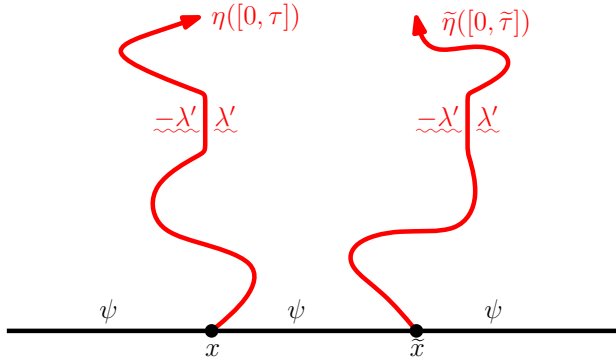


Figure 3.1: Proposition 3.7 allows us to extend Theorem 1.1 to the setting of multiple SLE-related paths by taking their conditionally independent union. The illustration depicts a zero-boundary GFF plus an unspecified harmonic function ψ coupled with two SLE processes $\eta, \tilde{\eta}$ (possibly with different κ values) emanating from distinct points $x, \tilde{x} \in \partial\mathbf{H}$. If $\tau, \tilde{\tau}$ are $\eta, \tilde{\eta}$ stopping times, respectively, then the field given $\eta([0, \tau]), \tilde{\eta}([0, \tilde{\tau}])$ is the sum of a zero boundary GFF and a harmonic function, whose boundary values are given above. One can also change the angle of one or both paths by adding a constant to the boundary conditions along that path. It is not obvious *a priori* what the boundary conditions should be at locations where the paths intersect (we will treat this issue systematically in Section 6).

Since K_τ is local for h , we can write $h = h_1 + h_2$ where h_1 is harmonic in $\mathbf{H} \setminus K_\tau$ and the conditional law of h_2 given h_1 is that of a zero-boundary GFF on $\mathbf{H} \setminus K_\tau$. Equivalently, we can write $h = \tilde{h} \circ f_\tau + h_1$ where h_1 is harmonic in $\mathbf{H} \setminus K_\tau$ and \tilde{h} is a zero-boundary GFF on \mathbf{H} independently of f_τ and h_1 . Theorem 1.1 also implies that on $\mathbf{H} \setminus K_\tau$, we have that $h = \tilde{h} \circ f_\tau + \mathfrak{h}_\tau$ where \tilde{h} is a zero-boundary GFF given f_τ . Combining, it is not difficult to see that $h_1 = \mathfrak{h}_\tau$ on $\mathbf{H} \setminus K_\tau$. (We will see later in Lemma 3.10 that under certain weak hypotheses which are satisfied by SLE_κ for $\kappa \in (0, 8)$ [RS05] we have that h_1 is determined by its restriction to $\mathbf{H} \setminus K_\tau$. That is, h_1 is determined by \mathfrak{h}_τ .)

Let us now elaborate further on the remark made just after the proof of Proposition 3.4 regarding the Markov property when one performs a change of measure to the GFF which corresponds to changing its boundary data away from the starting point of the SLE. We will use the same notation introduced just after Proposition 3.4 and write K_t for the hull of $\eta([0, t])$.

Suppose that $\phi \in H(\mathbf{H})$. Then the Radon-Nikodym derivative of the law of $h + \phi$ with respect to the law of h is given by a normalizing constant times $\exp((h, \phi)_\nabla)$ (this is the infinite dimensional analog of the fact that if $Z \sim N(0, 1)$ and $\mu \in \mathbf{R}$ then the Radon-Nikodym derivative of the law of $Z + \mu$ with respect to the law of Z is given by a normalizing constant times $e^{\mu x}$). Let τ be any stopping time for η_U . Then we have that $h = h_1 + h_2$ where $h_2 = \tilde{h} \circ f_\tau$ and \tilde{h} has the law of a zero-boundary GFF on \mathbf{H} which is independent of the pair h_1, f_τ and h_1 is a distribution defined on all of \mathbf{H}

which is harmonic in $\mathbf{H} \setminus K_\tau$. As the Dirichlet inner product is conformally invariant, we have that

$$\|\phi \circ f_\tau^{-1}\|_\nabla = \|\phi|_{\mathbf{H} \setminus K_\tau}\|_\nabla \leq \|\phi\|_\nabla < \infty.$$

This implies that it makes sense to take the $(\cdot, \cdot)_\nabla$ -inner product of the partial sums in the series expansion of \tilde{h} with $\phi \circ f_\tau^{-1}$ and that these partial sums converge as $n \rightarrow \infty$. Moreover, using the conformal invariance of the Dirichlet inner product, we also have that $(\tilde{h} \circ f_\tau, \phi)_\nabla = (\tilde{h}, \phi \circ f_\tau^{-1})_\nabla$ as this equality holds when one replaces \tilde{h} with the partial sums in the series expansion for \tilde{h} . If $\phi \in C_0^\infty(\mathbf{H})$, then we can define $(h_1, \phi)_\nabla$ by taking it to be equal to $-\frac{1}{2\pi}(h_1, \Delta\phi)$, using that this integral is defined as h_1 is a distribution on all of \mathbf{H} . With this definition, we have that $(h_1, \phi)_\nabla = (h - \tilde{h} \circ f_\tau, \phi)_\nabla$ for all $\phi \in C_0^\infty(\mathbf{H})$. If $\phi \in H(\mathbf{H})$, then we can find a sequence (ϕ_n) in $C_0^\infty(\mathbf{H})$ which converges to ϕ in $H(\mathbf{H})$. Since $(h - \tilde{h} \circ f_\tau, \phi_n)_\nabla \rightarrow (h - \tilde{h} \circ f_\tau, \phi)_\nabla$ almost surely (at least along a subsequence) we can define $(h_1, \phi)_\nabla$ by taking it to be equal to $(h - \tilde{h} \circ f_\tau, \phi)_\nabla$. This gives a definition of $(h_1, \phi)_\nabla$ for all $\phi \in H(\mathbf{H})$ (which, as in the case of the GFF, is defined for each ϕ up to a set of measure zero which *a priori* depends on ϕ). We can write

$$\begin{aligned} \exp((h, \phi)_\nabla) &= \exp((\tilde{h} \circ f_\tau + h_1, \phi)_\nabla) \\ &= \exp((\tilde{h}, \phi \circ f_\tau^{-1})_\nabla) \times \exp((h_1, \phi)_\nabla). \end{aligned}$$

Note that $(\tilde{h}, \phi \circ f_\tau^{-1})_\nabla$ is equal to the $(\cdot, \cdot)_\nabla$ -inner product of \tilde{h} and the $(\cdot, \cdot)_\nabla$ -orthogonal projection $\tilde{\phi}_\tau$ of $\phi \circ f_\tau^{-1}$ onto $H(\mathbf{H})$ as the series expansion for \tilde{h} is given in terms of an orthonormal basis of $H(\mathbf{H})$. Equivalently, $\tilde{\phi}_\tau$ is given by subtracting from $\phi \circ f_\tau^{-1}$ the harmonic extension of its values from $\partial\mathbf{H}$ to \mathbf{H} . For $x \in \partial\mathbf{H}$, we note that $\phi \circ f_\tau^{-1}(x)$ can only be non-zero provided $x \in f_\tau(\eta_U([0, \tau]))$ as $\phi \in H(\mathbf{H})$. Therefore the conditional law of \tilde{h} given f_τ, h_1 under the weighted law is equal to that of a zero-boundary GFF on \mathbf{H} plus $\tilde{\phi}_\tau$. This implies that under the weighted law we have that

$$h = \hat{h} \circ f_\tau + \tilde{\phi}_\tau \circ f_\tau + h_1 \tag{3.7}$$

where \hat{h} has the law of a zero-boundary GFF on \mathbf{H} given $f_\tau, \tilde{\phi}_\tau$, and h_1 .

Suppose that \mathfrak{h} is a function which is harmonic in \mathbf{H} with zero boundary values on a neighborhood of $\partial U \cap \partial\mathbf{H}$. We then take $\hat{\phi} \in C^\infty(\mathbf{H})$ so that $\hat{\phi} \equiv 1$ on U and $\hat{\phi} \equiv 0$ on a small enough neighborhood of $\partial\mathbf{H}$ so that $\phi = \mathfrak{h}\hat{\phi}$ vanishes on $\partial\mathbf{H}$. Thus $\phi \in H(\mathbf{H})$ so that we may apply the above for this choice of ϕ . As mentioned earlier, we have that $h_1 = \mathfrak{h}_\tau$ in $\mathbf{H} \setminus K_\tau$. Observe that $\tilde{\phi}_\tau \circ f_\tau + \mathfrak{h}_\tau$ (for this choice of ϕ) restricted to U is equal to the restriction to U of the function $\hat{\mathfrak{h}}_\tau$ which is harmonic in $\mathbf{H} \setminus K_\tau$ with boundary values given by those of \mathfrak{h}_τ on $\mathbf{H} \cap \partial K_\tau$ and those of $\mathfrak{h}_\tau + \mathfrak{h}$ on $\partial\mathbf{H} \setminus K_\tau$. That is, we have that

$$h = \hat{h} \circ f_\tau + \hat{\mathfrak{h}}_\tau \tag{3.8}$$

in $\mathbf{H} \setminus K_\tau$. This proves the claimed Markov property because we can always transform the law of the field restricted to U to the law of the field restricted to U with boundary values which differ outside of U by adding such a function to the field.

One important property of local sets is that given local sets A_1 and A_2 , the *conditionally independent union* $A_1 \tilde{\cup} A_2$ (defined in the proposition statement below) is also local. This result is contained in the following restatement of [SS13, Lemma 3.10]; see also Figure 3.1.

Proposition 3.7. *Suppose h is a GFF on D , A_1, A_2 are random variables taking values in Γ , and that (A_1, h) and (A_2, h) are couplings for which A_1 and A_2 are local. Let $A = A_1 \tilde{\cup} A_2$ denote the random variable taking values in Γ which is given by first sampling h , then sampling A_1, A_2 independently from their conditional laws given h , and then taking the union of A_1 and A_2 . Then A is also a local set of h . Moreover, given \mathcal{A} and the pair (A_1, A_2) , the conditional law of h is given by the sum of \mathcal{C}_A plus an instance of the GFF on $D \setminus A$.*

Proof. We use characterization (ii) for locality as given in Lemma 3.6 and observe that [SS13, Lemma 3.5] implies the analogous result holds for the quadruple $(S_1, \tilde{A}_1, S_2, \tilde{A}_2)$ —namely, that for each deterministic open $U \subset\subset D$, we have that *given* the projection of h onto $H^\perp(U)$ and the quadruple $(S_1, \tilde{A}_1, S_2, \tilde{A}_2)$, the conditional law of the projection of h onto $H(U)$ is the law of the GFF on U .

The proof that this analog of (ii) implies the corresponding analog of (iii) in the statement of Proposition 3.7 is essentially the same as the proof of the equivalence of (ii) and (iii). \square

We say that a local set A of h is *almost surely determined* by h if there exists a modification of A which is $\sigma(h)$ -measurable. Many of the local sets we will work with in this article will be almost surely determined by the corresponding GFF, in which case the conditionally independent union is almost surely the same as an ordinary union.

The following proposition (see [SS13, Lemma 3.11]) allows us to estimate $\mathcal{C}_{A_1 \tilde{\cup} A_2}$ near connected components of $A_1 \setminus A_2$ and $A_1 \cap A_2$ which consist of more than a single point in terms of \mathcal{C}_{A_2} .

Proposition 3.8. *Assume that D is a bounded, simply connected domain. Let A_1, A_2 be connected local sets. Then $\mathcal{C}_{A_1 \tilde{\cup} A_2} - \mathcal{C}_{A_2}$ is almost surely a harmonic function in $D \setminus (A_1 \tilde{\cup} A_2)$ that tends to zero on all sequences of points in $D \setminus (A_1 \tilde{\cup} A_2)$ that tend to a limit in either:*

- (i) a connected component of $A_2 \setminus A_1$ (consisting of more than a single point) or
- (ii) a connected component of $A_1 \cap A_2$ (consisting of more than a single point) at a point that has positive distance from either $A_1 \setminus A_2$ or $A_2 \setminus A_1$.

Proof. We are going to give the argument for (i); the argument for (ii) is analogous.

By Proposition 3.7, the union $A_1 \tilde{\cup} A_2$ is itself a local set, so $\mathcal{C}_{A_1 \tilde{\cup} A_2}$ is well defined. Now, conditioned on \mathcal{A}_1 the law of the field in $D \setminus A_1$ is given by a GFF in $D \setminus A_1$ plus \mathcal{C}_{A_1} . We next claim that $\overline{A_2 \setminus A_1}$ is a local subset of $D \setminus A_1$, with respect to this GFF on $D \setminus A_1$. To see this, note that characterization (iii) for locality from Lemma 3.6 follows from the latter statement in Proposition 3.7.

By replacing D with $D \setminus A_1$ and subtracting \mathcal{C}_{A_1} , we may thus reduce to the case that A_1 is deterministically empty and $\mathcal{C}_{A_1} = 0$. What remains to show is that if A is any local set on D then \mathcal{C}_A (when viewed as a harmonic function on $D \setminus A$) tends to zero almost surely along all sequences of points in $D \setminus A$ that approach a point x that lies in a connected component of $\partial D \setminus \tilde{A}$, \tilde{A} given by the closure of $A \cap D$, that consists of more than a single point.

If we fix a neighborhood U_1 of x and another neighborhood U_2 whose distance from U_1 is positive, then the fact that the statement holds on the event $A \cap D \subseteq U_2$ is immediate from Proposition 3.3. \square

In the setting of Proposition 3.8, we note that a given point in $A_2 \setminus A_1$ (corresponding to part (i)) or in $A_1 \cap A_2$ (corresponding to part (ii)) may be associated with multiple prime ends. Proposition 3.8 implies that $\mathcal{C}_{A_1 \tilde{\cup} A_2}$ has the same boundary behavior as \mathcal{C}_{A_2} near each such prime end because we can always choose the sequence so that it approaches the given prime end.

Proposition 3.7 and Proposition 3.8 allow us to extend Theorem 1.1 to the setting of coupling multiple SLEs with the free field by taking their conditionally independent union (once Theorem 1.2 is established, we can replace the conditionally independent union with a usual union). Figure 3.1 contains an illustration of this result in the case of two (counter)flow lines of the same field emanating from different points. See [Dub09b, Lemma 6.1 and Theorem 6.4] for another approach to constructing couplings with multiple SLEs.

The argument described after the proof of Lemma 3.6 implies that if we have a path η coupled with a GFF h on \mathbf{H} as a flow line (or counterflow line), then weighting the law of the field/path pair h, η restricted to a subdomain U in a way that produces a GFF with boundary conditions which agree with those of h on $\partial \mathbf{H} \cap \partial U$ (but possibly differ elsewhere) yields a flow line (or counterflow line) of the new GFF which is defined at least up until when it first exits U . Moreover, Theorem 2.4 allows one to identify the law of this flow line. We will now explain a variant of this in which the domains on which the GFFs are defined are different. Specifically, we suppose that h is a GFF on \mathbf{H} with piecewise constant boundary data which changes only finitely many times and that η is a flow line of h starting from 0. Suppose that $D \subseteq \mathbf{H}$ is a simply connected domain whose boundary contains a segment of $\partial \mathbf{H}$ which is a neighborhood of 0. Fix a simply connected domain $U \subseteq D$ whose boundary also contains a segment of $\partial \mathbf{H}$ which

is a neighborhood of 0 and satisfies $\text{dist}(\partial U \setminus \partial \mathbf{H}, \partial D \setminus \partial \mathbf{H}) > 0$. Let τ_U be the first time that η exits U and let τ be a stopping time for η such that $\mathbf{P}[\tau \leq \tau_U] = 1$. Note that both ∂D and $\eta([0, \tau])$ are local for h . Since the former is deterministic, we therefore have by Proposition 3.7 that $\partial D \cup \eta([0, \tau])$ is local for h and by Proposition 3.8 that the conditional law of h given $\eta|_{[0, \tau]}$ and its values on ∂D is given by that of the sum of a zero-boundary GFF \tilde{h} on $D \setminus \eta([0, \tau])$ plus the function \mathbf{g}_τ which is harmonic in $D \setminus \eta([0, \tau])$ with boundary values agreeing with those of h on ∂D and with \mathbf{h}_τ (as in Theorem 1.1) on $\eta([0, \tau])$.

We will now argue that the boundary data for \mathbf{g}_τ in the conditional law of h just above is correct for η to be a flow line. To this end, we fix $x \in \partial D \setminus \partial \mathbf{H}$ and let $\varphi: D \rightarrow \mathbf{H}$ be a conformal transformation which fixes 0 and sends x to ∞ . Let $\tilde{\mathbf{h}}_\tau$ be as in the statement of Theorem 1.1 for $\varphi(\eta([0, \tau]))$ (in what follows, it will not matter how we choose the boundary data for $\tilde{\mathbf{h}}_\tau$ on $\partial \mathbf{H}$). Then it suffices to show that the boundary values of $\tilde{\mathbf{h}}_\tau$ along $\eta([0, \tau])$ agree with those of $\tilde{\mathbf{h}}_\tau \circ \varphi - \chi \arg \varphi'$. To see this, we let f_τ (resp. \tilde{f}_τ) be the centered Loewner map associated with η (resp. $\varphi(\eta)$) at time τ so that f_τ (resp. \tilde{f}_τ) takes $\eta(\tau)$ (resp. $\varphi(\eta(\tau))$) to 0. Let m be the function which is harmonic in \mathbf{H} with boundary values given by $-\lambda$ (resp. λ) on \mathbf{R}_- (resp. \mathbf{R}_+). By definition, \mathbf{h}_τ has the same boundary behavior along $\eta([0, \tau])$ as the harmonic function

$$m \circ f_\tau - \chi \arg f'_\tau$$

and likewise, by definition, $\tilde{\mathbf{h}}_\tau$ has the same boundary behavior along $\varphi(\eta([0, \tau]))$ as the harmonic function

$$m \circ \tilde{f}_\tau - \chi \arg \tilde{f}'_\tau.$$

Note that the function $m \circ \tilde{f}_\tau \circ \varphi$ is harmonic in $\mathbf{H} \setminus \eta([0, \tau])$ with boundary values along the left (resp. right) side of $\eta([0, \tau])$ and \mathbf{R}_- (resp. \mathbf{R}_+) given by $-\lambda$ (resp. λ). These are the same as the boundary values of $m \circ f_\tau$ and therefore $m \circ f_\tau = m \circ \tilde{f}_\tau \circ \varphi$. We will next show that

$$\lim_{\substack{z \rightarrow z_0 \\ z \in D \setminus \eta([0, \tau])}} \left(\arg f'_\tau(z) - \left(\arg(\tilde{f}'_\tau \circ \varphi(z)) + \arg \varphi'(z) \right) \right) = 0 \quad \text{for } z_0 \in \eta([0, \tau]). \quad (3.9)$$

Let $I_\tau = f_\tau(\eta([0, \tau])) \subseteq \partial \mathbf{H}$ and $D_\tau = f_\tau(D \setminus \eta([0, \tau]))$. By precomposing both sides of (3.9) with f_τ^{-1} it suffices to show that

$$\lim_{\substack{z \rightarrow z_0 \\ z \in D_\tau}} \left(\arg(f'_\tau \circ f_\tau^{-1}(z)) - \left(\arg(\tilde{f}'_\tau \circ \varphi \circ f_\tau^{-1}(z)) + \arg(\varphi' \circ f_\tau^{-1}(z)) \right) \right) = 0 \quad (3.10)$$

for $z_0 \in I_\tau$.

By adding and subtracting $\arg(f_\tau^{-1})'$ to the left side of (3.10) and using that

$$\arg(f'_\tau \circ f_\tau^{-1}) + \arg(f_\tau^{-1})' = \arg(f_\tau \circ f_\tau^{-1})' = 0 \quad \text{and}$$

$$\arg(\tilde{f}'_\tau \circ \varphi \circ f_\tau^{-1}) + \arg(\varphi' \circ f_\tau^{-1}) + \arg(f_\tau^{-1})' = \arg(\tilde{f}'_\tau \circ \varphi \circ f_\tau^{-1})',$$

we see that (3.10) is equivalent to showing that

$$\lim_{\substack{z \rightarrow z_0 \\ z \in D_\tau}} \arg(\tilde{f}'_\tau \circ \varphi \circ f_\tau^{-1})'(z) = 0 \quad \text{for } z_0 \in I_\tau. \quad (3.11)$$

We conclude that (3.11) holds because $\tilde{f}'_\tau \circ \varphi \circ f_\tau^{-1}$ is conformal map from D_τ into \mathbf{H} which takes the interval I_τ of $\partial\mathbf{H}$ corresponding to $f_\tau(\eta([0, \tau]))$ to an interval of \mathbf{H} and is orientation preserving. This proves (3.9), which completes the proof of the claim.

In summary, we have argued that the conditional law of $(h|_D, \eta|_{[0, \tau_U]})$ given the values of h on ∂D is given by a pair consisting of:

- a GFF on D whose boundary values agree with those of h along ∂D and
- a path in D with the property that if τ is any stopping time which a.s. occurs before τ_U we have that the conditional law of the field given $\eta|_{[0, \tau]}$ is that of a GFF on $D \setminus \eta([0, \tau])$ with the same boundary values as h on ∂D and the correct boundary values along $\eta([0, \tau])$ so that it is a flow line.

In other words, conditionally on the values of h on ∂D , we have that the coupling $(h|_D, \eta|_{[0, \tau_U]})$ is that of a GFF on D and a flow line of $h|_D$ stopped upon exiting U .

Suppose that \tilde{h} is a GFF on D with boundary values which agree with those of h on a neighborhood of 0 in $\partial\mathbf{H}$. Then, conditionally on the values of h on ∂D , we have that both $h|_D$ and \tilde{h} are GFFs on *the same domain* D with boundary data that agrees on a neighborhood of 0 in $\partial\mathbf{H}$. Since we can transform from the conditional law of $h|_D$ given its values on ∂D to the law of \tilde{h} by adding to the former a function which is harmonic in D with zero boundary values on $\partial D \cap \partial\mathbf{H}$, it follows from the procedure described just after Lemma 3.6 that the result of weighting the law of the field/path pair h, η in such way so that the restriction of the field to U agrees with the law of $\tilde{h}|_U$ yields a flow line of \tilde{h} which is defined up until the first time it exits U .

Proposition 3.9. *Suppose that D is a bounded, simply connected domain and that A_1, A_2 are connected local sets which are conditionally independent given h . Suppose that C is a $\sigma(A_1)$ -measurable open subset of $D \setminus A_1$ which can be written as a union of components of $D \setminus A_1$ such that $C \cap A_2 = \emptyset$ almost surely. Then $\mathcal{C}_{A_1 \cup A_2}|_C = \mathcal{C}_{A_1}|_C$ almost surely. In particular, $h|_C$ is independent of the pair $(h|_{D \setminus C}, A_2)$ given \mathcal{A}_1 .*

Proof. This follows from the argument used to prove Proposition 3.8. □

A simple example of the type of application we have in mind for Proposition 3.9 is the following. Suppose that h is a GFF on \mathbf{H} and η_1, η_2 are flow lines of h starting from 0

which intersect $\partial\mathbf{H}$ only at $\{0\}$. Suppose further that η_2 almost surely lies to the left of η_1 . Then Proposition 3.9 implies that the restriction of h to the left side of $\mathbf{H} \setminus \eta_2$ is independent of the pair consisting of the restriction of h to the right side of $\mathbf{H} \setminus \eta_2$ and η_1 , conditionally on η_2 .

We end this subsection with a lemma which gives a simple condition under which h is determined by its restriction to $D \setminus A$ for a local set A . When this condition holds, it will in particular imply that h is determined by the restriction of \mathcal{C}_A to $D \setminus A$ and the projection of h onto $H(D \setminus A)$. Informally, this means that there is no “extra information” which is only contained in \mathcal{C}_A on A itself.

Lemma 3.10. *Suppose that A is a local set for h such that for every compact set $K \subseteq D$ there exists a sequence (δ_k) of positive numbers with $\delta_k \rightarrow 0$ as $k \rightarrow \infty$ such that we almost surely have that the number of squares with corners in $\delta_k \mathbf{Z}^2$ required to cover $A \cap K$ is $o(\delta_k^{-2}(\log \delta_k^{-1})^{-1})$ as $k \rightarrow \infty$. Then h is almost surely determined by the restriction \tilde{h} of h to $D \setminus A$.*

Proof. Fix a compact square $K \subseteq D$ and $\phi \in C_0^\infty(D)$ with $\text{supp}(\phi) \subseteq K$. For each $\delta > 0$, we let \mathcal{D}_δ be the collection of half-open squares $(a, b] \times (c, d]$ of side length δ contained in K with corners in $\delta \mathbf{Z}^2$. We also let ϕ_δ be the function on K whose common value on each $S \subseteq \mathcal{D}_\delta$ is given by the average of ϕ on S . By bounding the variance of $(h, \phi - \phi_\delta)$, it is easy to see that we almost surely have

$$(h, \phi_\delta) \rightarrow (h, \phi) \quad \text{as } \delta \rightarrow 0, \quad (3.12)$$

at least if the limit is taken along a subsequence of (δ_k) which tends to 0 sufficiently quickly. Let A_δ be the union of the set of squares in \mathcal{D}_δ which intersect A . Then it suffices to show that we almost surely have

$$\left| (\tilde{h}, \phi_\delta \mathbf{1}_{A_\delta^c}) - (h, \phi_\delta) \right| = |(h, \phi_\delta \mathbf{1}_{A_\delta^c}) - (h, \phi_\delta)| \rightarrow 0 \quad \text{as } \delta \rightarrow 0, \quad (3.13)$$

at least if the limit is taken along a subsequence of (δ_k) which tends to 0 sufficiently quickly. An argument analogous to the proof of [DS11, Proposition 3.2] implies that the variance of $(h, \delta^{-2} \mathbf{1}_S)$ for $S \in \mathcal{D}_\delta$ is $O(\log \delta^{-1})$ where the implicit constant is uniform in $\delta > 0$. It therefore follows from the Gaussian tail bound

$$\mathbf{P}[Z \geq \lambda] \sim \frac{1}{\sqrt{2\pi}\lambda} e^{-\lambda^2/2} \quad \text{as } \lambda \rightarrow \infty$$

for $Z \sim N(0, 1)$ (see, e.g., [HMP10, Lemma A.4]) and the Borel-Cantelli lemma that there exists a constant $c > 0$ such that the average of h on each $S \in \mathcal{D}_\delta$ is at most $c \log \delta^{-1}$, at least along a subsequence of (δ_k) tending to 0 sufficiently quickly. Consequently, with N_δ equal to the number of squares in \mathcal{D}_δ which A intersects we almost surely have that

$$\left| (h, \phi_\delta \mathbf{1}_{A_\delta^c}) - (h, \phi_\delta) \right| \leq \|\phi\|_\infty \times N_\delta \times \delta^2 \times c \log \delta^{-1} = o(1) \quad \text{as } \delta \rightarrow 0, \quad (3.14)$$

at least along a subsequence of (δ_k) tending to 0 sufficiently quickly. The equality in (3.14) follows because we have assumed that we almost surely have that N_{δ_k} is $o(\delta_k^{-2}(\log \delta_k^{-1})^{-1})$ as $k \rightarrow \infty$. The result thus follows by combining (3.12), (3.13), and (3.14). \square

3.3 Proof of Theorem 1.1

The purpose of this section is to prove Theorem 1.1. As we mentioned before, many of the steps in the proof given below are slight generalizations of those from [She10, Section 4]. Let W and $V^{i,q}$ be a solution to the $\text{SLE}_\kappa(\rho)$ SDE as in Definition 2.1 stopped upon hitting the continuation threshold, let (g_t) be the chordal Loewner evolution driven by W , and let $f_t = g_t - W_t$. We let (\mathcal{F}_t) be the filtration generated by $(W, V^{i,q})$ and B as in Definition 2.1. Then (\mathcal{F}_t) is right-continuous, i.e. $\mathcal{F}_t = \bigcap_{s>t} \mathcal{F}_s$ for each $t \geq 0$. This property will be important for us later on. We also let (K_t) be the corresponding family of hulls. In what follows, it is important that the SDEs for our $\text{SLE}_\kappa(\rho)$ driving process make sense in integrated form (as defined in Section 2) so that all of the SDEs written below make sense in integrated form. We begin by writing down the Itô derivatives of the four processes $f_t(z)$, $\log f_t(z)$, $f'_t(z)$, and $\log f'_t(z)$. Here, $f'_t(z)$ denotes the spatial derivative $\frac{\partial}{\partial z} f_t$. For $z \in \mathbf{H}$ and $t < \tau(z) = \sup\{t \geq 0 : \text{Im}(g_t(z)) > 0\}$, we have that

$$\begin{aligned} df_t(z) &= \left(\frac{2}{f_t(z)} - \sum_{q \in \{L,R\}} \sum_i \frac{\rho^{i,q}}{W_t - V_t^{i,q}} \right) dt - \sqrt{\kappa} dB_t, \\ d \log f_t(z) &= \left(\frac{(4-\kappa)}{2f_t(z)^2} - \sum_{q \in \{L,R\}} \sum_i \frac{\rho^{i,q}}{f_t(z)(W_t - V_t^{i,q})} \right) dt - \frac{\sqrt{\kappa}}{f_t(z)} dB_t, \\ df'_t(z) &= \frac{-2f'_t(z)}{f_t(z)^2} dt, \quad \text{and} \\ d \log f'_t(z) &= \frac{-2}{f_t(z)^2} dt. \end{aligned}$$

We next define the martingale \mathfrak{h}_t and compute its stochastic derivatives. The calculations below will show that it is a local martingale (and the fact it is a martingale will be proved later). Let $\chi = 2/\sqrt{\kappa} - \sqrt{\kappa}/2$ as in the statement of Theorem 1.1. We also let $\mathfrak{h}_t^*(z)$ be given by $1/\sqrt{\kappa}$ times the expression in (2.12) where $f_t(x^{i,q}) = V_t^{i,q} - W_t$. Then it is not hard to see that

$$\begin{aligned} d\mathfrak{h}_t^*(z) &= \frac{2}{f_t(z)} dB_t, \quad \mathfrak{h}_t(z) := \text{Im}(\mathfrak{h}_t^*(z)), \quad \text{and} \\ d\mathfrak{h}_t(z) &= \text{Im} \left(\frac{2}{f_t(z)} \right) dB_t. \end{aligned} \tag{3.15}$$

See [She10, Remark 4.1 and Remark 4.2] for some additional interpretation.

Since $\mathfrak{h}_t(z)$ is a continuous local martingale for each fixed z , it is thus a Brownian motion under the quadratic variation parameterization, which we can give explicitly:

$$d\langle \mathfrak{h}_t(z), \mathfrak{h}_t(z) \rangle = -dC_t(z) \quad \text{and} \quad C_t(z) := \log \operatorname{Im}(f_t(z)) - \operatorname{Re}(\log f_t'(z)).$$

If z is a point in a simply connected domain D , and ϕ conformally maps the unit disk to D , with $\phi(0) = z$, then we refer to the quantity $|\phi'(0)|$ as the *conformal radius* of D viewed from z . If, in the above definition of conformal radius, we replaced the unit disk with \mathbf{H} and 0 with i , this would only change the definition by a multiplicative constant. Thus, $C_t(z)$ is (up to an additive constant) the log of the conformal radius of $\mathbf{H} \setminus K_t$ viewed from z . If the time parameter $-C_t(z)$ (which is increasing as a function of t) then $\mathfrak{h}_t(z)$ is a Brownian motion. The fact that $d\langle \mathfrak{h}_t(z), \mathfrak{h}_t(z) \rangle = -dC_t(z)$ may be computed directly via Itô's formula but it is also easy to see by taking $y \rightarrow z$ in the formulas for $\langle \mathfrak{h}_t(y), \mathfrak{h}_t(z) \rangle$ and the formulas we will give below.

We will now show that weighted averages of \mathfrak{h}_t over multiple points in \mathbf{H} are also continuous local martingales (and hence Brownian motions when properly parameterized). The calculation will make use of the function

$$G(y, z) := \log |y - \bar{z}| - \log |y - z|,$$

which is the Dirichlet Green's function for Δ on \mathbf{H} . That is, G is the distributional solution of $\Delta G(y, \cdot) = -2\pi\delta_y(\cdot)$ with zero boundary conditions where δ_y denotes the Dirac mass at y .

We let $G_t(y, z) = G(f_t(y), f_t(z))$ when y and z are both in the infinite component of $\mathbf{H} \setminus K_t$; it is otherwise equal to zero. Observe for $t < \tau(y) \wedge \tau(z)$ that

$$dG_t(y, z) = -\operatorname{Im}\left(\frac{2}{f_t(y)}\right) \operatorname{Im}\left(\frac{2}{f_t(z)}\right) dt \quad \text{and} \quad (3.16)$$

$$d\langle \mathfrak{h}_t(y), \mathfrak{h}_t(z) \rangle = -dG_t(y, z). \quad (3.17)$$

The details of (3.16) in the case of $\operatorname{SLE}_\kappa$ (with no ρ values) is worked out explicitly in [She10, Section 4]. The case with ρ values follows from a similar calculation. It is then immediate from (3.15) that (3.17) holds.

Now we let ϕ be a smooth compactly supported function on \mathbf{H} , fix $U \subseteq \mathbf{H}$ open which contains the support $\operatorname{supp}(\phi)$ of ϕ , and let

$$\tau_U = \inf\{t \geq 0 : K_t \cap U \neq \emptyset\}. \quad (3.18)$$

We let

$$E_t(\phi) := \iint_{\mathbf{H} \times \mathbf{H}} \phi(y) G_t(y, z) \phi(z) dy dz$$

and we will show that

$$d\langle(\mathfrak{h}_t, \phi), (\mathfrak{h}_t, \phi)\rangle = -dE_t(\phi) \quad \text{for } t < \tau_U. \quad (3.19)$$

A Fubini type calculation gives (3.19) but it requires some justification. First, we claim that the (\mathfrak{h}_t, ϕ) is a continuous martingale. We first note that $\langle(\mathfrak{h}_t, \phi)\rangle|_{[0, \tau_U]}$ is characterized by the fact that

$$(\mathfrak{h}_t, \phi)^2 - \langle(\mathfrak{h}_t, \phi)\rangle \quad \text{for } t < \tau_U$$

is a continuous local martingale. Thus it suffices to show that

$$(\mathfrak{h}_t, \phi)^2 + E_t(\phi) \quad \text{for } t < \tau_U \quad (3.20)$$

is a continuous local martingale. We know from the above calculations that

$$\mathfrak{h}_t(y)\mathfrak{h}_t(z) + G_t(y, z) \quad \text{for } t < \tau_U$$

is a continuous local martingale for fixed $y, z \in \text{supp}(\phi)$. For each $M < \infty$, we let

$$\tau_{U, \phi, M} = \inf \left\{ t \geq 0 : \sup_{z \in \text{supp}(\phi)} |\mathfrak{h}_t(z)| \geq M \right\} \wedge \tau_U.$$

Since $G_t(y, z)$ is non-increasing and $\sup_{z \in \text{supp}(\phi)} |\mathfrak{h}_t(z)| \leq M$ for $t \leq \tau_{U, \phi, M}$, we can use Fubini's theorem to conclude that (3.20) is a continuous martingale up to time $\tau_{U, \phi, M}$. Since $\tau_{U, \phi, M} \rightarrow \tau_U$ as $M \rightarrow \infty$, it follows that (3.20) is a continuous local martingale.

We will now combine the above calculations to establish the following intermediate step in the proof of Theorem 1.1.

Lemma 3.11. *Fix $U \subseteq \mathbf{H}$ open, let τ_U be as in (3.18), and let τ be any \mathcal{F}_t -stopping time such that $\mathbf{P}[\tau \leq \tau_U] = 1$. Consider the random field $h_{U, \tau}$ on U which is generated by:*

1. *Sampling K_τ ,*
2. *Sampling a zero boundary GFF h^0 on $\mathbf{H} \setminus K_\tau$ and adding it to \mathfrak{h}_τ , and then*
3. *Restricting the sum to U .*

Then $h_{U, \tau} \stackrel{d}{=} h|_U$ where $h = \tilde{h} + \mathfrak{h}_0$ and \tilde{h} is a zero-boundary GFF on \mathbf{H} .

Proof. Since $h|_U$ is a Gaussian field, it suffices to show that $(h_{U,\tau}, \phi) \stackrel{d}{=} (h, \phi)$ for each $\phi \in C_0^\infty(\mathbf{H})$ with $\text{supp}(\phi) \subseteq U$. Note that \mathfrak{h}_τ is measurable with respect to \mathcal{F}_τ and that $\text{Var}((h^0, \phi)) = E_\tau(\phi)$. Consequently, for each $\theta \in \mathbf{R}$, we have that

$$\begin{aligned} \mathbf{E}[\exp(i\theta(h_{U,\tau}, \phi))] &= \mathbf{E}[\mathbf{E}[\exp(i\theta(h^0, \phi) | \mathcal{F}_\tau) \exp(i\theta(\mathfrak{h}_\tau, \phi))] \\ &= \mathbf{E}\left[\exp\left(i\theta(\mathfrak{h}_\tau, \phi) - \frac{\theta^2 E_\tau(\phi)}{2}\right)\right] \\ &= \mathbf{E}\left[\exp\left(i\theta(\mathfrak{h}_0, \phi) - \frac{\theta^2 E_0(\phi)}{2}\right)\right] \quad (\text{by (3.19)}) \\ &= \mathbf{E}[\exp(i\theta(h, \phi))]. \end{aligned}$$

This proves the lemma. \square

In order to work towards completing the proof of Theorem 1.1, we will explain how to generalize Lemma 3.11 to the setting in which it holds for multiple stopping times and open sets. We begin with the setting of a finite number of stopping times.

Lemma 3.12. *Assume that we have the setup of Lemma 3.11 for a given open set $U \subseteq \mathbf{H}$. Assume that $n \in \mathbf{N}$ and τ_1, \dots, τ_n are \mathcal{F}_t -stopping times with $\mathbf{P}[\tau_i \leq \tau_U] = 1$ for each $1 \leq i \leq n$. For each $1 \leq i \leq n$, let h_{U,τ_i} have the law as defined in Lemma 3.11. There exists a coupling of the laws h_{U,τ_i} for $1 \leq i \leq n$ so that they are all generated using the same instance $(W, V^{i,q})$ of the $\text{SLE}_\kappa(\rho)$ driving process such that for $h = \tilde{h} + \mathfrak{h}_0$, \tilde{h} a zero-boundary GFF on \mathbf{H} , we almost surely have that $h_{U,\tau_i} = h|_U$. Moreover, we have that the conditional law of the projection of h onto $H(U)$ given \mathcal{F}_{τ_i} and the projection of h onto $H^\perp(U)$ is that of a zero-boundary GFF on $H(U)$ for each $1 \leq i \leq n$.*

Proof. For simplicity, we will first explain the proof in the case that $n = 2$ and then later explain how to generalize it to arbitrary values of $n \in \mathbf{N}$. Lemma 3.11 implies that there exists a coupling of the law of the pair $(h_{U,\tau}, (W_{t \wedge \tau_U}, V_{t \wedge \tau_U}^{i,q}))$ (where the latter element is the driving $\text{SLE}_\kappa(\rho)$ process stopped at time τ_U) with h such that $h_{U,\tau} = h|_U$ almost surely.

Suppose that τ_1, τ_2 are \mathcal{F}_t -stopping times with $\mathbf{P}[\tau_i \leq \tau_U] = 1$ for $i = 1, 2$. By applying the above first with the stopping time $\sigma_1 = \tau_1 \wedge \tau_2$ and then with $\sigma_2 = \tau_1 \vee \tau_2$ (using the conformal Markov property of $\text{SLE}_\kappa(\rho)$), it is easy to see that we can construct a coupling of the law of the triple $(h_{U,\sigma_1}, h_{U,\sigma_2}, (W_{t \wedge \tau_U}, V_{t \wedge \tau_U}^{i,q}))$ with h such that $h_{U,\sigma_i} = h|_U$ almost surely for $i = 1, 2$. In particular, on the event that $\tau_1 = \sigma_1$, we have almost surely that

$$h_{U,\tau_1} = h_{U,\sigma_1} = h|_U. \quad (3.21)$$

On the event that $\tau_1 = \sigma_2$, we almost surely have that

$$h_{U,\tau_1} = h_{U,\sigma_2} = h|_U. \quad (3.22)$$

Since one of the two events $\tau_1 = \sigma_1$ or $\tau_1 = \sigma_2$ must hold, we conclude from (3.21) and (3.22) that $h_{U,\tau_1} = h|_U$ almost surely. Similarly, we have that $h_{U,\tau_2} = h|_U$ almost surely.

By construction, we have that

$$h_{U,\sigma_i} = (h^{\sigma_i} \circ f_{\sigma_i} + \mathfrak{h}_{\sigma_i})|_U$$

where h^{σ_i} for $i = 1, 2$ has the law of a zero-boundary GFF on \mathbf{H} given \mathcal{F}_{σ_i} . We let

$$h^{\tau_i} = h^{\sigma_1} \mathbf{1}_{\{\sigma_1 = \tau_i\}} + h^{\sigma_2} \mathbf{1}_{\{\sigma_2 = \tau_i\}}.$$

Then we have that

$$h_{U,\tau_i} = (h^{\tau_i} \circ f_{\tau_i} + \mathfrak{h}_{\tau_i})|_U$$

To finish the proof of the first assertion of the lemma for $n = 2$, we need to show that h^{τ_i} for $i = 1, 2$ has the law of a zero-boundary GFF on \mathbf{H} given \mathcal{F}_{τ_i} . We will explain the proof for $i = 1$ (as the proof for $i = 2$ is analogous). Fix a test function $\phi \in C_0^\infty(\mathbf{H})$ and $\theta \in \mathbf{R}$. Using that both of the events $\{\sigma_1 = \tau_1\}$ and $\{\sigma_2 = \tau_1\}$ are \mathcal{F}_{τ_1} -measurable, we have that

$$\begin{aligned} & \mathbf{E}[\exp(i\theta(h^{\tau_1}, \phi)) | \mathcal{F}_{\tau_1}] \\ &= \mathbf{E}[\exp(i\theta(h^{\tau_1}, \phi)) | \mathcal{F}_{\tau_1}] \mathbf{1}_{\{\sigma_1 = \tau_1\}} + \mathbf{E}[\exp(i\theta(h^{\tau_1}, \phi)) | \mathcal{F}_{\tau_1}] \mathbf{1}_{\{\sigma_2 = \tau_1\}} \\ &= \mathbf{E}[\exp(i\theta(h^{\sigma_1}, \phi)) | \mathcal{F}_{\sigma_1}] \mathbf{1}_{\{\sigma_1 = \tau_1\}} + \mathbf{E}[\exp(i\theta(h^{\sigma_2}, \phi)) | \mathcal{F}_{\sigma_2}] \mathbf{1}_{\{\sigma_2 = \tau_1\}} \\ &= \exp\left(-\frac{\theta^2 E_0(\phi)}{2}\right) \end{aligned}$$

where the last equality follows because we know that h^{σ_i} has the law of a zero-boundary GFF on \mathbf{H} given \mathcal{F}_{σ_i} for $i = 1, 2$.

Suppose now that $n \in \mathbf{N}$. We can iterate the same argument above with a finite collection of stopping times τ_1, \dots, τ_n with $\mathbf{P}[\tau_i \leq \tau_U] = 1$ for all $i = 1, \dots, n$ to obtain a coupling such that $h_{U,\tau_i} = h|_U$ almost surely for all $i = 1, \dots, n$. Indeed, to do so for each $1 \leq j \leq n$ we let σ_j be the first time t that at least j of the stopping times τ_i have occurred at or before time t . Then each σ_j is a stopping time and we have that $\sigma_1 \leq \sigma_2 \leq \dots \leq \sigma_n$. Thus we can construct the coupling iteratively as described above in the case that $n = 2$. Under this coupling, we have that $h_{U,\sigma_j} = h|_U$ almost surely for each $1 \leq j \leq n$. Since for each $1 \leq i \leq n$ there exists $1 \leq j \leq n$ such that $\tau_i = \sigma_j$, we then have that $h_{U,\tau_i} = h|_U$ almost surely for each $1 \leq i \leq n$. The result follows because a simple elaboration of the argument given just above implies that we can write h_{U,τ_i} as $(h^{\tau_i} \circ f_{\tau_i} + \mathfrak{h}_{\tau_i})|_U$ where h^{τ_i} has the law of a zero-boundary GFF on \mathbf{H} given \mathcal{F}_{τ_i} .

In the construction of the coupling given above, it is not immediately clear that the conditional law of the projection of h onto $H(U)$ given *both* its projection onto $H^\perp(U)$ and \mathcal{F}_{τ_i} is that of a zero-boundary GFF in U for each $1 \leq i \leq n$ even though it is immediate from the construction that this holds if we condition on either the projection

onto $H^\perp(U)$ or \mathcal{F}_{τ_i} . We can modify the coupling so that it has this property by, given both $H^\perp(U)$ and \mathcal{F}_{τ_U} , resampling the projection of h onto $H(U)$ from the law of a zero-boundary GFF on U . Note that performing this resampling operation leaves the marginal law of h unchanged (since the law of the projection of h onto $H^\perp(U)$ is unchanged as is the conditional law of the projection of h onto $H(U)$ given its projection onto $H^\perp(U)$). This resampling operation also preserves the conditional law of $h|_U$ given \mathcal{F}_{τ_i} for each $1 \leq i \leq n$. Indeed, this follows because this resampling operation preserves the restriction of the projection of h onto $H^\perp(U)$ to U . Moreover, by the Markov property for h_{U,τ_i} given \mathcal{F}_{τ_i} (which is the restriction of a GFF on $\mathbf{H} \setminus K_{\tau_i}$ to U), we know that the conditional law of the projection of h onto $H(U)$ given both \mathcal{F}_{τ_i} and the restriction of the projection of h onto $H^\perp(U)$ to U is that of a zero boundary GFF on U . This proves the claim. \square

We are now going to extend Lemma 3.11 to the setting of both a finite number of stopping times and open sets.

Lemma 3.13. *Suppose that $n \in \mathbf{N}$, $U_1, \dots, U_n \subseteq \mathbf{H}$ are open sets, and that τ_1, \dots, τ_n are \mathcal{F}_t -stopping times such that $\mathbf{P}[\tau_i \leq \tau_{U_i}] = 1$ for each $1 \leq i \leq n$. For each $1 \leq i \leq n$, let h_{U_i, τ_i} have the law as defined in Lemma 3.11 with $U = U_i$. There exists a coupling of the laws h_{U_i, τ_i} for $1 \leq i \leq n$ so that they are all generated using the same instance $(W, V^{i,q})$ of the SLE $_\kappa(\rho)$ driving process such that for $h = \tilde{h} + \mathfrak{h}_0$, \tilde{h} a zero-boundary GFF on \mathbf{H} , we almost surely have that $h_{U_i, \tau_i} = h|_{U_i}$. Moreover, we have that the conditional law of the projection of h onto $H(U_i)$ given \mathcal{F}_{τ_i} and the projection of h onto $H^\perp(U_i)$ is that of a zero-boundary GFF on $H(U_i)$ for each $1 \leq i \leq n$.*

Proof. As in the proof of Lemma 3.12, we begin with the argument in the case of two open sets $U_1, U_2 \subseteq \mathbf{H}$; define τ_{U_1}, τ_{U_2} accordingly and suppose that $\mathbf{P}[\tau_i \leq \tau_{U_i}] = 1$ for $i = 1, 2$. We let $\sigma_1 = \tau_1 \wedge \tau_2$ and let $\sigma_2 = \tau_1 \vee \tau_2$. Let $V_1 = U_1 \cup U_2$. Then we can find a coupling of the laws of $(h_{V_1, \sigma_1}, (W_{t \wedge \sigma_1}, V_{t \wedge \sigma_1}^{i,q}))$ and h such that $h_{V_1, \sigma_1} = h|_{V_1}$ almost surely and such that the conditional law of the projection of h onto $H(V_1)$ given both its projection onto $H^\perp(V_1)$ and \mathcal{F}_{σ_1} is that of a zero-boundary GFF on V_1 . Conditionally on $(W, V^{i,q})$ up to time σ_1 , we know whether τ_1 or τ_2 occurred first. On the event that τ_1 occurred first, it is easy to see by the Markov property of the GFF that we can take our coupling so that $h|_{U_1} = h_{U_1, \tau_1}$ almost surely. We can also repeat the same argument (using the conformal Markov property of SLE $_\kappa(\rho)$) so that we also have that $h|_{U_2} = h_{U_2, \tau_2}$ almost surely. Similarly, on the event that τ_2 occurred first, it is easy to see by the Markov property of the GFF that we can take our coupling so that $h|_{U_2} = h_{U_2, \tau_2}$ almost surely. We can also repeat the same argument (using the conformal Markov property of SLE $_\kappa(\rho)$) so that we also have that $h|_{U_1} = h_{U_1, \tau_1}$ almost surely.

In summary, at this point we have a coupling such that the following hold:

- $h|_{U_j} = h_{U_j, \tau_j}$ for $j = 1, 2$ and $h|_{V_1} = h_{V_1, \sigma_1}$ almost surely.

- The conditional law of the projection of h onto $H(V_1)$ given its projection onto $H^\perp(V_1)$ and \mathcal{F}_{σ_1} is that of a zero boundary GFF on V_1 .

We will now explain how to modify h so that it satisfies the above properties and so that the conditional law of the projection of h onto $H(U_j)$ given its projection onto $H^\perp(U_j)$ and \mathcal{F}_{τ_j} for $j = 1, 2$ is that of a GFF on U_j with zero boundary conditions. To this end, we let $h_{U_j^c}$ for $j = 1, 2$ be the projection of h onto $H^\perp(U_j)$. We then take

$$\tilde{h} = (\tilde{h}_{U_2} + h_{U_2^c})\mathbf{1}_{\{\tau_1 < \tau_2\}} + (\tilde{h}_{U_1} + h_{U_1^c})\mathbf{1}_{\{\tau_2 \leq \tau_1\}}$$

where \tilde{h}_{U_1} (resp. \tilde{h}_{U_2}) has the law of a GFF on U_1 (resp. U_2) with zero boundary conditions where we take $\tilde{h}_{U_1}, \tilde{h}_{U_2}$ to be independent of each other and independent of everything else. The Markov property of the GFF implies that the coupling of \tilde{h} with $(W, V^{i,q})$ satisfies all of the desired properties. In particular, the conditional law of the projection of \tilde{h} onto $H(U_j)$ given its projection onto $H^\perp(U_j)$ and \mathcal{F}_{τ_j} is that of a zero boundary GFF on U_j for $j = 1, 2$.

We can iterate this argument with any finite collection of stopping times τ_1, \dots, τ_n and open sets U_1, \dots, U_n with $\mathbf{P}[\tau_i \leq \tau_{U_i}] = 1$ for each $i = 1, \dots, n$ to obtain a coupling such that $h_{U_i, \tau_i} = h|_{U_i}$ for each $i = 1, \dots, n$ almost surely and so that the conditional law of the projection of h onto $H(U_i)$ given its projection onto $H^\perp(U_i)$ and \mathcal{F}_{τ_i} is that of a zero-boundary GFF on U_i . To do so, we let σ_j be the first time t that at least j of the τ_i have occurred at or before time t . Then we know that we can construct a coupling so that with $V_1 = \cup_{i=1}^n U_i$ we have that $h_{V_1, \sigma_1} = h|_{V_1}$ almost surely and the conditional law of the projection of h onto $H(V_1)$ given its projection onto $H^\perp(V_1)$ and \mathcal{F}_{σ_1} is that of a zero-boundary GFF on V_1 . At time σ_1 , we know which of the τ_i have occurred. Assume for simplicity that the τ_i are almost surely distinct and that τ_{i_1} is the first to occur. Then we can repeat the same argument (using the conformal Markov property of $\text{SLE}_\kappa(\rho)$) with $V_2 = \cup_{i \neq i_1} U_i$ and σ_2 to obtain a coupling such that we have $h_{V_j, \sigma_j} = h|_{V_j}$ almost surely and the conditional law of the projection of h onto $H(V_j)$ given its projection onto $H^\perp(V_j)$ and \mathcal{F}_{σ_j} is that of a zero-boundary GFF on V_j for $j = 1, 2$. After iterating this n times, we get a coupling with $h_{V_j, \sigma_j} = h|_{V_j}$ almost surely and such that the conditional law of the projection of h onto $H(V_j)$ given its projection onto $H^\perp(V_j)$ and \mathcal{F}_{σ_j} is that of a zero-boundary GFF on V_j for $j = 1, \dots, n$. If we let i_j be such that $\tau_{i_j} = \sigma_j$, then we have that $U_{i_j} \subseteq V_j$. Therefore $h_{U_{i_j}, \tau_{i_j}} = h|_{U_{i_j}}$ almost surely for each j hence $h_{U_i, \tau_i} = h|_{U_i}$ for each i . Likewise, the conditional law of the projection of h onto $H(U_i)$ for each i given its projection onto $H^\perp(U_i)$ and \mathcal{F}_{τ_i} is that of a zero-boundary GFF on U_i . \square

We now turn to extend Lemma 3.11 to the setting of a countable collection of stopping times and open sets.

Lemma 3.14. *Suppose that (U_i) and (τ_i) are respectively sequences of open sets in \mathbf{H} and \mathcal{F}_t -stopping times such that $\mathbf{P}[\tau_i \leq \tau_{U_i}] = 1$ for all $i \in \mathbf{N}$. For each $i \in \mathbf{N}$, let h_{U_i, τ_i}*

have the law as defined in Lemma 3.11 with $U = U_i$. There exists a coupling of the laws h_{U,τ_i} for $i \in \mathbf{N}$ so that they are all generated with the same instance $(W, V^{i,q})$ of the $\text{SLE}_\kappa(\underline{\rho})$ driving process such that for $h = \tilde{h} + \mathfrak{h}_0$, \tilde{h} a zero-boundary GFF on \mathbf{H} , we almost surely have that $h_{U_i,\tau_i} = h|_{U_i}$. Moreover, we have that the conditional law of the projection of h onto $H(U_i)$ given \mathcal{F}_{τ_i} and the projection of h onto $H^\perp(U_i)$ is that of a zero-boundary GFF on $H(U_i)$.

Proof. Fix $n \in \mathbf{N}$. Lemma 3.13 implies that there exists a coupling of $h_{U_1,\tau_1}, \dots, h_{U_n,\tau_n}$ and $h, (W, V^{i,q})$ which satisfies the property that $h_{U_i,\tau_i} = h|_{U_i}$ and that the conditional law of the projection of h onto $H(U_i)$ given the projection of h onto $H^\perp(U_i)$ and \mathcal{F}_{τ_i} is that of a zero-boundary GFF on U_i for each $1 \leq i \leq n$. Let μ_n denote the law of this coupling. Let k be the number of force points for the $\text{SLE}_\kappa(\underline{\rho})$ driving process. We view μ_n as a law on $(\mathbf{R}^{\mathbf{N}})^{n+1} \times C([0, \infty))^{k+1}$ by expressing each of the h_{U_i,τ_i} as well as h in terms of coordinates by integrating each against a countable subset of $C_0^\infty(\mathbf{H})$ which is dense in $L^2(\mathbf{H})$, say. We note that for $m \geq n$ we have the μ_m marginal law of $(h_{U_1,\tau_1}, \dots, h_{U_n,\tau_n}, h, (W, V^{i,q}))$ is tight in m since the marginal of each of the coordinates does not depend on m . It therefore follows that for each $n \in \mathbf{N}$ there exists a subsequence $(\mu_{n_k}^m)$ of (μ_n) such that the marginal law of $(h_{U_1,\tau_1}, \dots, h_{U_m,\tau_m}, h, (W, V^{i,q}))$ under μ_n converges weakly to a limiting law as $k \rightarrow \infty$. By passing to a further diagonal subsequence if necessary, we can find a subsequence (μ_{n_k}) of (μ_n) such that for every $m \in \mathbf{N}$ the marginal law of $(h_{U_1,\tau_1}, \dots, h_{U_m,\tau_m}, h, (W, V^{i,q}))$ under μ_{n_k} converges weakly to a limiting law as $k \rightarrow \infty$. Letting μ^m denote this law for a given value of m , we observe that the μ^m are consistent in the sense that for every $j \leq n, m$ we have that the μ^m marginal law of $(h_{U_1,\tau_1}, \dots, h_{U_j,\tau_j}, h, (W, V^{i,q}))$ is the same as the μ^n marginal law of the same vector. Therefore by the Kolmogorov extension theorem, there exists a law μ on $(\mathbf{R}^{\mathbf{N}})^{\mathbf{N}} \times C([0, \infty))^{k+1}$ whose marginals agree with the μ^m . By construction, this law μ clearly satisfies the property that $h_{U_i,\tau_i} = h|_{U_i}$ almost surely for every $i \in \mathbf{N}$ and that the conditional law of the projection of h onto $H(U_i)$ given the projection of h onto $H^\perp(U_i)$ and \mathcal{F}_{τ_i} is that of a zero-boundary GFF on U_i . \square

We now complete the proof of Theorem 1.1.

Proof of Theorem 1.1. To complete the proof of the theorem, we need to extend Lemma 3.14 so that it holds simultaneously for *all* \mathcal{F}_t -stopping times. We can choose our τ_i and U_i so that every pair of the form $(U, r \wedge \tau_U)$ where U is a finite union of balls which are centered at a point with rational coordinates and with rational radii and $r \in \mathbf{Q}_+$ appears in the sequence (U_i, τ_i) .

Suppose that τ is any \mathcal{F}_t -stopping time. Given \mathcal{F}_τ , we fix a test function $\phi \in C_0^\infty(\mathbf{H})$ whose support is disjoint from K_τ . We then let $\sigma_n = \tau_{j_n}$ be the smallest element of τ_1, \dots, τ_n which is larger than τ such that the support of ϕ is contained in U_{j_n} (on the event that there is no such τ_j we take $\sigma_n = \infty$). Fix $\theta \in \mathbf{R}$. Note that for each

$1 \leq j \leq n$, the event $\{\sigma_n = \tau_j\}$ is \mathcal{F}_{τ_j} -measurable. On the event that $\{\sigma_n < \infty\}$, we have that

$$\begin{aligned}
\mathbf{E}[\exp(i\theta(h, \phi)) | \mathcal{F}_{\sigma_n}] &= \sum_{j=1}^n \mathbf{E}[\exp(i\theta(h, \phi)) | \mathcal{F}_{\sigma_n}] \mathbf{1}_{\{\sigma_n = \tau_j\}} \\
&= \sum_{j=1}^n \mathbf{E}[\exp(i\theta(h, \phi)) | \mathcal{F}_{\tau_j}] \mathbf{1}_{\{\sigma_n = \tau_j\}} \\
&= \sum_{j=1}^n \exp\left(i\theta(\mathfrak{h}_{\tau_j}, \phi) - \frac{\theta^2 E_{\tau_j}(\phi)}{2}\right) \mathbf{1}_{\{\sigma_n = \tau_j\}} \\
&= \exp\left(i\theta(\mathfrak{h}_{\sigma_n}, \phi) - \frac{\theta^2 E_{\sigma_n}(\phi)}{2}\right).
\end{aligned}$$

This proves that the conditional law of (h, ϕ) given \mathcal{F}_{σ_n} is equal to the law of $(h^{\sigma_n} \circ f_{\sigma_n} + \mathfrak{h}_{\sigma_n}, \phi)$ where h^{σ_n} given \mathcal{F}_{σ_n} has the law of a zero-boundary GFF on \mathbf{H} . Note that the sequence of stopping times (σ_n) almost surely decreases to τ as $n \rightarrow \infty$. The backwards martingale convergence theorem and the right-continuity of the filtration (\mathcal{F}_t) together imply that we almost surely have

$$\lim_{n \rightarrow \infty} \mathbf{E}[\exp(i\theta(h, \phi)) | \mathcal{F}_{\sigma_n}] = \mathbf{E}[\exp(i\theta(h, \phi)) | \mathcal{F}_{\tau}]. \quad (3.23)$$

Moreover, the continuity of the $\text{SLE}_{\kappa}(\underline{\rho})$ driving process implies that we almost surely have

$$\lim_{n \rightarrow \infty} \exp\left(i\theta(\mathfrak{h}_{\sigma_n}, \phi) - \frac{\theta^2 E_{\sigma_n}(\phi)}{2}\right) = \exp\left(i\theta(\mathfrak{h}_{\tau}, \phi) - \frac{\theta^2 E_{\tau}(\phi)}{2}\right). \quad (3.24)$$

Combining (3.23) and (3.24) implies that the conditional law of (h, ϕ) given \mathcal{F}_{τ} is equal to the law of $(h^{\tau} \circ f_{\tau} + \mathfrak{h}_{\tau}, \phi)$ where h^{τ} given \mathcal{F}_{τ} has the law of a zero-boundary GFF on \mathbf{H} .

Fix $U \subseteq \mathbf{H}$ open. A similar argument using the backwards martingale convergence theorem implies that the conditional law of the projection of h onto $H(U)$ given its projection onto $H^{\perp}(U)$ and \mathcal{F}_{τ} is that of a zero-boundary GFF on U on the event that $\tau \leq \tau_U$. Indeed, by our choice of τ_i, U_i we can find a sequence (j_n) such that $U_{j_n} \subseteq U$, $U_{j_n} \subseteq U_{j_{n+1}}$, and $\tau_{j_n} = \tau_{U_{j_n}}$ for every n and such that $\cup_n U_{j_n} = U$. We then take $\sigma_n = \tau_{j_n}$ for each n . Fix $\phi \in C_0^{\infty}(U)$. Then we have that $\text{supp}(\phi) \subseteq U_{j_n}$ for all n large enough. For each n , we let $h_{U_{j_n}}$ (resp. $h_{U_{j_n}^c}$) be the projection of h onto $H(U_{j_n})$ (resp. $H^{\perp}(U_{j_n})$). We similarly let h_U (resp. h_{U^c}) be the projection of h onto $H(U)$ (resp. $H^{\perp}(U)$). Proposition 3.2 and the backwards martingale convergence theorem together imply that

$$(h_{U_{j_n}^c}, \phi) = \mathbf{E}[(h, \phi) | \mathcal{F}_{(\mathbf{H} \setminus U_{j_n})^+}^h] \rightarrow \mathbf{E}[(h, \phi) | \mathcal{F}_{(\mathbf{H} \setminus U)^+}^h] = (h_{U^c}, \phi)$$

almost surely as $n \rightarrow \infty$. Therefore

$$(h_{U_{j_n}}, \phi) = (h, \phi) - (h_{U_{j_n}^c}, \phi) \rightarrow (h, \phi) - (h_{U^c}, \phi) = (h_U, \phi) \quad (3.25)$$

almost surely as $n \rightarrow \infty$. Let $\sigma_{U_{j_n}}^2(\phi) = \iint \phi(x)G_{U_{j_n}}(x, y)\phi(y)dxdy$ where $G_{U_{j_n}}$ is the Green's function for Δ on U_{j_n} . We define $\sigma_U^2(\phi)$ similarly and note that $\sigma_{U_{j_n}}^2(\phi) \rightarrow \sigma_U^2(\phi)$ as $n \rightarrow \infty$. By the construction of the coupling, for each $n \in \mathbf{N}$ we have that

$$\mathbf{E}[\exp(i\theta(h_{U_{j_n}}, \phi)) | \mathcal{F}_{\sigma_n}, \mathcal{F}_{(\mathbf{H} \setminus U_{j_n})^+}^h] = \exp\left(-\frac{\theta^2 \sigma_{U_{j_n}}^2(\phi)}{2}\right). \quad (3.26)$$

As $n \rightarrow \infty$, the right hand side of (3.26) converges to $\exp(-\theta^2 \sigma_U^2(\phi)/2)$ while, by (3.25) and the backwards martingale convergence theorem, the left hand side of (3.26) converges to $\mathbf{E}[\exp(i\theta(h_U, \phi)) | \mathcal{F}_{\tau_U}, \mathcal{F}_{(\mathbf{H} \setminus U)^+}^h]$. Since $\phi \in C_0^\infty(U)$ was arbitrary, it therefore follows that the conditional law of h_U given h_{U^c} and \mathcal{F}_{τ_U} is that of a GFF on U with zero boundary conditions. It therefore follows that the conditional law of h_U given h_{U^c} and \mathcal{F}_τ on $\tau \leq \tau_U$ is that of a GFF on U with zero boundary conditions. That is, characterization (i) of Lemma 3.6 implies that K_τ is local for h . \square

4 Dubédat's argument

This section will present the argument from [Dub09a, Dub09b] to establish Theorem 1.2 for $\kappa < 4$ with some particular boundary conditions. One of its nice features is that it simultaneously establishes a particular case of so-called *Duplantier duality*: that the outer boundary of a certain $\text{SLE}_{16/\kappa}(\rho)$ process is equal in law to a certain $\text{SLE}_\kappa(\rho)$ process. Indeed, we find that the left and right boundaries of a counterflow line corresponding to a given h are almost surely flow lines for the same h . Our exposition (the interpretations, illustrations, and geometric point of view) is rather different from what appears in [Dub09a, Dub09b], but the basic argument is the same. We will also explain how duality implies the transience (continuity upon exiting) of certain non-boundary intersecting flow lines (see [RS05] for an alternative approach to proving the transience of SLE).

When following the illustrations, it will be useful to keep in mind a few definitions and identities:

$$\lambda := \frac{\pi}{\sqrt{\kappa}}, \quad \kappa' := \frac{16}{\kappa}, \quad \lambda' := \frac{\pi}{\sqrt{\kappa'}} = \frac{\pi\sqrt{\kappa}}{4} = \frac{\kappa}{4}\lambda < \lambda, \quad \chi := \frac{2}{\sqrt{\kappa}} - \frac{\sqrt{\kappa}}{2} \quad (4.1)$$

$$2\pi\chi = 4(\lambda - \lambda'), \quad \lambda' = \lambda - \frac{\pi}{2}\chi \quad (4.2)$$

$$2\pi\chi = (4 - \kappa)\lambda = (\kappa' - 4)\lambda'. \quad (4.3)$$

Throughout, we shall assume that $\kappa \in (0, 4)$ so that $\kappa' \in (4, \infty)$. Each of λ , λ' , and χ is determined by κ through (4.1) and is positive. We will frequently go back and forth between these four values using the identities above. To interpret (4.2), recall that an angle change of θ corresponds to a change of $\theta\chi$ in the value of the field. Thus (4.2) says that the difference $\lambda - \lambda'$ corresponds to “a ninety-degree turn to the left” in the imaginary geometry, which will frequently be useful. (This fact was already illustrated in Figure 1.9.) Recall also from Theorem 1.1 that a force point of weight ρ corresponds to a jump of size $\rho\lambda$ in the boundary values. Thus (4.3) implies that a gap of size $2\pi\chi$ (a “full revolution” gap) corresponds to a ρ value of $(4 - \kappa)$. More generally, a $\theta\chi$ gap in boundary values corresponds to $\rho = \frac{\theta}{2\pi}(4 - \kappa)$.

4.1 Critical heights for boundary intersection, path continuation

We begin by observing some basic facts about $\text{SLE}_\kappa(\underline{\rho})$ processes, which tell us what kinds of boundary segments the flow and counterflow lines of Theorem 1.1 can intersect. Throughout, we let $\mathcal{S} = \mathbf{R} \times (0, 1) \subseteq \mathbf{C}$ be an infinite horizontal strip and we decompose $\partial\mathcal{S}$ into its lower and upper boundaries $\partial_L\mathcal{S} = (-\infty, \infty)$ and $\partial_U\mathcal{S} = (-\infty, \infty) + i$, respectively.

Remark 4.1. Throughout this and the next subsection, we will often make the assumption that the boundary data of h on $\partial_L\mathcal{S}$ is at most $-\lambda + \pi\chi$ to the left of 0 and at least $\lambda - \pi\chi$ to the right of 0. The significance of this assumption is that, by Remark 2.3 and absolute continuity (the Girsanov theorem), it implies that the flow line η of h is almost surely a continuous path, at least until it accumulates in $\partial_U\mathcal{S}$. Moreover, by [Dub09a, Lemma 15], it implies that η must accumulate either in $\partial_U\mathcal{S}$ or at $\pm\infty$ before accumulating in $\partial_L\mathcal{S}$ after time 0 (and upon proving Theorem 1.3, we will later be able to show that it actually never accumulates in $\partial_L\mathcal{S}$ after time 0). This will be important for the results explained in this section because [Dub09a, Lemma 15] only gives us information regarding the *first* force point disconnected by η .

Remark 4.2. All of the results of this subsection are applicable both to $\eta \sim \text{SLE}_\kappa(\underline{\rho})$ and $\eta' \sim \text{SLE}_{\kappa'}(\underline{\rho})$. In the case of the latter, the boundary data is given as in the statement of Theorem 1.1 (the boundary data is $-\lambda'$ to the left of η' and λ' to its right) to make the lemma statements consistent for SLE_κ and $\text{SLE}_{\kappa'}$ processes. In this case, the condition that implies that η' does not hit $\partial_L\mathcal{S}$ is that the boundary data for h should be at most $-\lambda' - \pi\chi$ to the left of 0 and at least $\lambda' + \pi\chi$ to the right of 0. In Section 4.2, we will apply these results to $\eta' \sim \text{SLE}_{\kappa'}$ where η' is coupled with $-h$ as in the statement of Theorem 1.1, so the boundary data is reversed.

Lemma 4.3. *Suppose that h is a GFF on the strip \mathcal{S} whose boundary data is as depicted in Figures 4.1-4.3 and let η be the flow line of h starting at 0. If $a \geq \lambda$, then η almost surely accumulates at $-\infty$ and if $a \leq -\lambda$, then η almost surely accumulates at $+\infty$.*

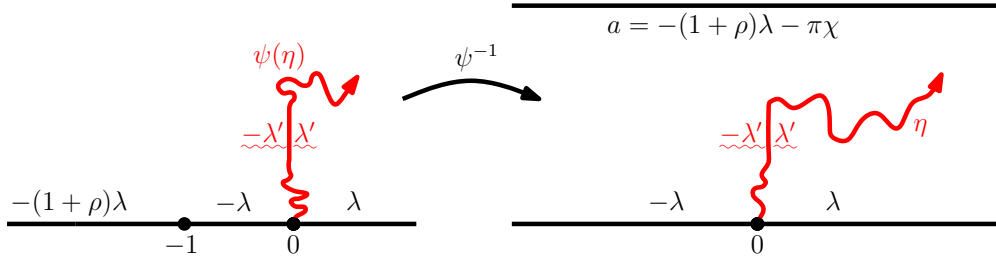


Figure 4.1: Suppose that h is a GFF on \mathcal{S} whose boundary data is as depicted on the right side. Then the flow line η of h shown has the law of an $\text{SLE}_\kappa(\rho)$ process in \mathcal{S} from 0 to $+\infty$ where the force point is located at $-\infty$. To see this, let $\psi: \mathcal{S} \rightarrow \mathbf{H}$ be the conformal map which fixes 0, sends $-\infty$ to -1 , and $+\infty$ to ∞ . Then $h \circ \psi^{-1} - \chi \arg(\psi^{-1})'$ is a GFF on \mathbf{H} whose boundary data is depicted on the left side. Given the path, the expectation of the field (in the Theorem 1.1 coupling) is the harmonic extension of the given values on \mathbf{R} and $\pm\lambda' + \chi \cdot$ winding on the curve, as in Figure 1.9. The critical ρ for $\psi(\eta)$ to be able to intersect $(-\infty, -1)$ before reaching ∞ is $\rho_0 = \kappa/2 - 2$. This implies that η accumulates in the upper boundary $\partial_U \mathcal{S}$ or at $-\infty$ before $+\infty$ if and only if $\rho < \kappa/2 - 2$, i.e., $a > -(1 + \rho_0)\lambda - \pi\chi = -(\kappa/2 - 1)\lambda - \pi\chi = -\lambda$, and otherwise it accumulates at $+\infty$ without hitting $\partial_U \mathcal{S}$. (Recall that $2\pi\chi = (4 - \kappa)\lambda$.) Symmetrically, it accumulates in $\partial_U \mathcal{S}$ or at $+\infty$ before $-\infty$ if and only if $a < \lambda$, and otherwise it accumulates at $-\infty$ without hitting $\partial_U \mathcal{S}$. The same result also holds when the boundary data on $\partial_L \mathcal{S}$ is piecewise constant, changes values a finite number of times, and is at most $-\lambda + \pi\chi$ to the left of 0 and at least $\lambda - \pi\chi$ to the right of 0 (see Remark 4.1). Furthermore, the analogous statement holds when η is replaced by an $\text{SLE}_{\kappa'}$ counterflow line, λ is replaced by λ' , and χ is replaced by $-\chi$.

In both cases, η almost surely does not hit $\partial_U \mathcal{S}$. If $a \in (-\lambda, \lambda)$, then η almost surely accumulates in $\partial_U \mathcal{S}$. If, moreover, $a > -\lambda + \chi\pi$ (resp. $a < \lambda - \pi\chi$), then η can be continued when it is targeted toward $-\infty$ (resp. $+\infty$) — i.e., the continuation threshold is not reached in this case when η first accumulates in $\partial_U \mathcal{S}$. This holds more generally when the boundary data on $\partial_L \mathcal{S}$ is piecewise constant, changes only a finite number of times, and is at most $-\lambda + \pi\chi$ to the left of 0 and is at least $\lambda - \pi\chi$ to the right of 0 (see Remark 4.1). Furthermore, the analogous statement holds for $\text{SLE}_{\kappa'}$ processes when λ is replaced by λ' and χ is replaced by $-\chi$ (see Remark 4.2).

Remark 4.4. If it happens that $-\lambda + \pi\chi < a < \lambda - \pi\chi$, then, after the path first hits $\partial_U \mathcal{S}$, it is possible to *branch* the path and continue it in both directions (both toward $-\infty$ and toward $+\infty$). Since

$$-\lambda + \chi\pi = -\lambda + (4 - \kappa)\frac{\lambda}{2} = \lambda \left(1 - \frac{\kappa}{2}\right),$$

there exists a values for which this is possible whenever $\kappa > 2$.

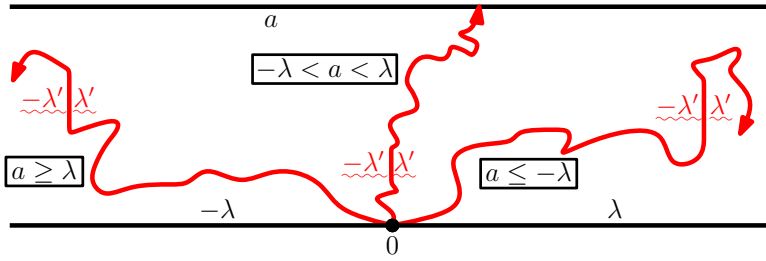


Figure 4.2: In the setting of Figure 4.1, the flow line behavior depends on a . Curves shown represent a.s. behaviors corresponding to the three different regimes of a (indicated by the closed boxes). From Figure 4.1, the path hits the upper boundary of the strip a.s. if and only if $a \in (-\lambda, \lambda)$. When $a \geq \lambda$, it tends to $-\infty$ (left end of the strip) and when $a \leq -\lambda$ it tends to ∞ (right end of the strip) without hitting the upper boundary. These facts also hold whenever the boundary data of h on $\partial_L \mathcal{S}$ is piecewise constant, changes only a finite number of times, and is at most $-\lambda + \pi\chi$ to the left of 0 and at least $\lambda - \pi\chi$ to the right of 0 (see Remark 4.1). The same statement holds when η is replaced by an $\text{SLE}_{\kappa'}$ process, λ is replaced by λ' and χ is replaced by $-\chi$ (see Remark 4.2).

Proof of Lemma 4.3. Let $\rho \in \mathbf{R}$ be such that $a = -(1 + \rho)\lambda - \pi\chi$ and let $\psi: \mathcal{S} \rightarrow \mathbf{H}$ be the conformal transformation which sends 0 to 0, $-\infty$ to -1 , and $+\infty$ to ∞ . Then the transformation rule (1.4) implies that $\psi(\eta)$ is an $\text{SLE}_{\kappa}(\rho)$ process in \mathbf{H} from 0 to ∞ where the force point of weight ρ is located at -1 . We will prove the lemma by checking the criterion of [Dub09a, Lemma 15].

We first suppose that $a \geq \lambda$. This holds if and only if $\rho \leq \frac{\kappa}{2} - 4$. Consequently, [Dub09a, Lemma 15] implies that $\psi(\eta)$ almost surely hits $\partial \mathbf{H}$ for the first time (after its initial point) at -1 , which translates into η tending to $-\infty$ without hitting $\partial_U \mathcal{S}$. On the other hand, if $a \leq -\lambda$ then $\rho \geq \frac{\kappa}{2} - 2$. Applying [Dub09a, Lemma 15] analogously implies $\psi(\eta)$ tends to ∞ without exiting \mathbf{H} so that η tends to $+\infty$ without hitting $\partial_U \mathcal{S}$. The case where $a \in (-\lambda, \lambda)$ so that $\rho \in (\frac{\kappa}{2} - 4, \frac{\kappa}{2} - 2)$ is similar. Finally, we note that $a < \lambda - \chi\pi$ (resp. $a > -\lambda + \chi\pi$) translates into $\rho > -2$ which means that the continuation threshold for the path targeted at $+\infty$ (resp. $-\infty$) is not reached when it hits $\partial_U \mathcal{S}$. This observation implies that we have the behavior described in the statement of the lemma for these ranges of a values. \square

Lemma 4.5. *Suppose that h is a GFF on \mathcal{S} whose boundary data is as depicted in Figure 4.4. Let z_0 be the point of $\partial_U \mathcal{S}$ which separates $\partial_U \mathcal{S}$ into the segments where the boundary data changes from a to b . Then the flow line η of h starting at 0 almost surely exits \mathcal{S} at z_0 without otherwise hitting $\partial_U \mathcal{S}$. This result holds more generally when the boundary data of h on $\partial_U \mathcal{S}$ is piecewise constant, changes a finite number of times, and is at most $-\lambda$ to the left of z_0 , at least λ to the right of z_0 , and on $\partial_L \mathcal{S}$ is*

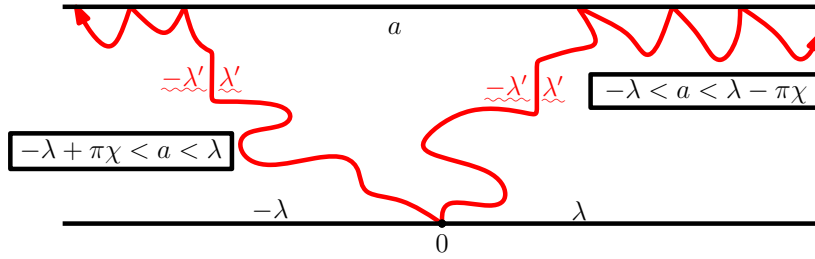


Figure 4.3: Take $a \in (-\lambda, \lambda)$. Consider Figure 4.1 with $\rho = -2$, the critical value of ρ for the path being able to continue after the force point is absorbed. Conformally mapping to the strip \mathcal{S} , we find that the path may be continued to the left when $a \in (-\lambda + \pi\chi, \lambda)$ and to the right when $a \in (-\lambda, \lambda - \pi\chi)$. In the extreme case $a = \lambda - \pi\chi$ ($\rho = -2$), the path on the right “merges into” the upper line. (When the path turns right and runs parallel to \mathbf{R} , the height on its lower side is $\lambda - \pi\chi$. The merging phenomenon will be developed in Section 7.2.) A similar statement holds in the setting of $\text{SLE}_{\kappa'}$ processes when λ is replaced by λ' and χ is replaced by $-\chi$ (see Remark 4.2).

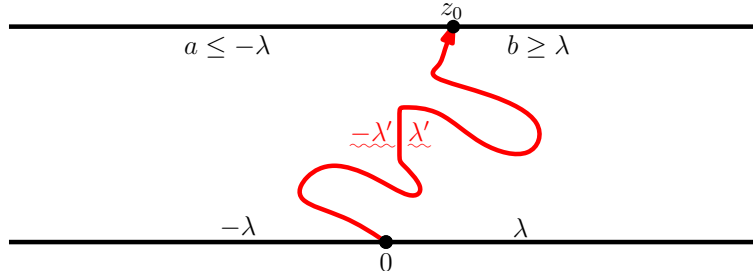


Figure 4.4: If the left interval has height $a \leq -\lambda$ and the right has height $b \geq \lambda$, then the first accumulating point of the path on the upper line will be at z_0 . The same result holds if the boundary data is piecewise constant and changes at most a finite number of times, is at most $-\lambda$ to the left of z_0 , at least λ to the right of z_1 , at most $-\lambda + \pi\chi$ to the left of 0, and at least $\lambda - \pi\chi$ to the right of 0 (see Remark 4.1). The same statement holds for $\text{SLE}_{\kappa'}$ processes provided λ is replaced by λ' and χ is replaced by $-\chi$ (see Remark 4.2).

piecewise constant, changes a finite number of times, and is at most $-\lambda + \pi\chi$ to the left of 0 and at least $\lambda - \pi\chi$ to the right of 0 (see Remark 4.1). Moreover, this result holds in the setting of $\text{SLE}_{\kappa'}$ processes when λ is replaced by λ' and χ is replaced by $-\chi$ (see Remark 4.2).

Proof. Let $\psi: \mathcal{S} \rightarrow \mathbf{H}$ be the conformal transformation which sends 0 to 0, $-\infty$ to -1 , and z_0 to -2 . Applying the transformation rule (and analogously to Figure 4.1), we see that $\psi(\eta) \sim \text{SLE}_{\kappa}(\rho_1, \rho_2)$ where the weights ρ_1, ρ_2 are located at the force points

$-1, -2$, respectively, and are determined from a, b by the equations

$$a = -(1 + \rho_1)\lambda - \chi\pi, \quad b = -(1 + \rho_1 + \rho_2)\lambda - \chi\pi.$$

The condition $a \leq -\lambda$ implies $\rho_1 \geq \frac{\kappa}{2} - 2$ and that $b \geq \lambda$ gives $\rho_1 + \rho_2 \leq \frac{\kappa}{2} - 4$. Consequently, it follows from [Dub09a, Lemma 15] that $\psi(\eta)$ first exits \mathbf{H} at -2 , which is to say that η first exits \mathcal{S} at z_0 . \square

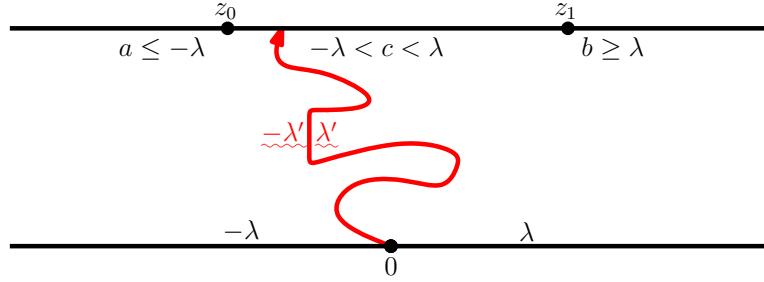


Figure 4.5: In the same setting as Figure 4.4 but with an additional interval of height $c \in (-\lambda, \lambda)$, the path first hits the upper boundary in this middle interval. The same result holds when the constants a, b are replaced by piecewise constant functions which each take on a finite number of values which do not exceed $-\lambda$ and are at least λ in their respective intervals and the boundary data on $\partial_L \mathcal{S}$ is piecewise constant, changes a finite number of times, and is at most $-\lambda + \pi\chi$ to the left of 0 and is at least $\lambda - \pi\chi$ to the right of 0 (see Remark 4.1). The same statement holds in the setting of counterflow lines provided λ is replaced by λ' and χ is replaced by $-\chi$ (see Remark 4.2).

Lemma 4.6. *Suppose that h is a GFF on \mathcal{S} whose boundary data is as depicted in Figure 4.5. Let z_0, z_1 be the points which separate $\partial_U \mathcal{S}$ into the segments where the boundary data changes from a to c and c to b , respectively. Then the flow line η of h almost surely exits \mathcal{S} in $[z_0, z_1]$ without otherwise hitting $\partial_U \mathcal{S}$. This holds more generally when the boundary data of h is piecewise constant, changes a finite number of times, is at most $-\lambda$ to the left of z_0 , at least λ to the right of z_0 , at most $-\lambda + \pi\chi$ to the left of 0, and at least $\lambda - \pi\chi$ to the right of 0 (see Remark 4.1). Moreover, this result holds when η is replaced by a counterflow line provided λ is replaced by λ' and χ is replaced by $-\chi$ (see Remark 4.2).*

Proof. Let $\psi: \mathcal{S} \rightarrow \mathbf{H}$ be the conformal transformation which sends 0 to 0, $-\infty$ to -1 , z_0 to -2 , and let $y_1 = \psi(z_1) < -2$. Applying the transformation rule (analogously to Figure 4.1), we see that $\psi(\eta) \sim \text{SLE}_\kappa(\rho_1, \rho_2, \rho_3)$ where the weights ρ_1, ρ_2, ρ_3 are located at the force points $-1, -2, y_1$, respectively, and are determined from a, b, c by the equations

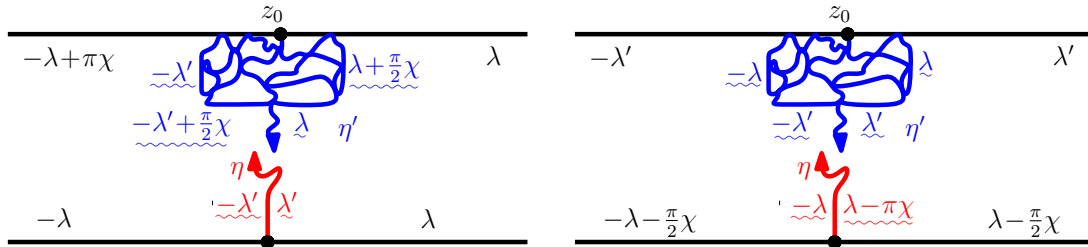
$$a = -(1 + \rho_1)\lambda - \chi\pi, \quad b = -(1 + \rho_1 + \rho_2)\lambda - \chi\pi,$$

$$c = -(1 + \rho_1 + \rho_2 + \rho_3)\lambda - \chi\pi.$$

As in the proof of the previous lemma, the hypothesis on a implies $\rho_1 \geq \frac{\kappa}{2} - 2$, and that $b \geq \lambda$ gives $\rho_1 + \rho_2 + \rho_3 \leq \frac{\kappa}{2} - 4$. Finally, that $c \in (-\lambda, \lambda)$ gives $\rho_1 + \rho_2 \in (\frac{\kappa}{2} - 4, \frac{\kappa}{2} - 2)$. Consequently, it is easy to see from [Dub09a, Lemma 15] that $\psi(\eta)$ first exits \mathbf{H} in $[y_1, -2]$, which is to say that η first exits \mathcal{S} in $[z_0, z_1]$. \square

4.2 A special case of Theorem 1.2

In this subsection, we will prove Theorem 1.2 for a certain class of boundary data in which the flow line is non-boundary intersecting.



(a) The boundary data for a flow line and counterflow line.

(b) Subtracting $\frac{\pi}{2}\chi$ from the boundary data on the left makes the upper boundary conditions symmetric.

Figure 4.6: The path η represents a flow line and η' a counterflow line in the reverse direction, once we subtract $\frac{\pi}{2}\chi$ from the field. The boundary data on the vertical segment of η matches that of the left of the vertical segment of η' , suggesting that η could “merge into” the left boundary of η' . Since $-\lambda' + \frac{\pi}{2}\chi \in (-\lambda, \lambda)$, Figure 4.2 shows η must hit the upper boundary of the strip somewhere on the left (not the right) semi-infinite interval. Using Figure 4.4, we see that η' must first hit the lower boundary of the strip at the lower dot. This is because (subtracting $\frac{\pi}{2}\chi$ from everything) we find that since $-\lambda - \frac{\pi}{2}\chi \leq -\lambda'$ (left side) and $\lambda - \frac{\pi}{2}\chi = \lambda'$ (right side). If we grow η and η' (up to some time before they intersect) then after a coordinate change, we can map the complement of these paths back to the original strip so that the boundary conditions are the same as they originally were (though the locations of the dots may be translated). Thus η' a.s. hits each of a countable dense set of points along η (up until the first time it hits the upper interval) and η always first hits to the left of the tip of $\eta'([0, t])$ (for some countable dense set of t values).

Lemma 4.7. *Suppose we are in the setting of Figure 4.6. That is, we fix $\kappa \in (0, 4)$, let h be a GFF on \mathcal{S} whose boundary data is as depicted in Figure 4.6(a), η the flow line of h starting at 0, η' the counterflow line of $h - \frac{\pi}{2}\chi$ starting at z_0 , and assume that η, η', h are coupled together so that η and η' are conditionally independent given h . Let*

τ be any stopping time for η . Then η' almost surely first hits $\partial_L \mathcal{S} \cup \eta([0, \tau])$ at $\eta(\tau)$. In particular, η' contains η and hits the points of η in reverse chronological order: if $s < t$ then η' hits $\eta(t)$ before $\eta(s)$.

Proof. Conditional on the realization of $\eta|_{[0, \tau]}$, the field is equal in distribution to a GFF whose boundary data is $-\lambda' + \chi \cdot \text{winding}$ on the left side of $\eta([0, \tau])$ and $\lambda' + \chi \cdot \text{winding}$ on the right side of $\eta([0, \tau])$ (see Figure 1.11). We note that η' viewed as a path in $\mathcal{S} \setminus \eta([0, \tau])$ has a continuous Loewner driving function up until it first hits $\eta([0, \tau])$ (see, for example Proposition 6.12). On the event that t occurs before the first time that η' accumulates in $\partial_L \mathcal{S} \cup \eta([0, \tau])$, Proposition 3.7 and Proposition 3.8 together tell us that the boundary data for the conditional law of h given both $\eta|_{[0, \tau]}$ and $\eta'|_{[0, t]}$ in the unbounded component of $\mathcal{S} \setminus (\eta([0, \tau]) \cup \eta'([0, t]))$ is that of a GFF whose boundary conditions along $\partial_L \mathcal{S} \cup \eta([0, \tau])$ (resp. $\partial_U \mathcal{S} \cup \eta'([0, t])$) agree with those of the conditional law of h given just $\eta|_{[0, \tau]}$ (resp. $\eta'|_{[0, t]}$) alone. This allows us to use Theorem 2.4 to compute the conditional law of η' given $\eta([0, \tau])$. In particular, we see that conformally mapping $\mathcal{S} \setminus \eta([0, \tau])$ back to \mathcal{S} with $\eta(\tau)$ sent to 0 and $\pm\infty$ fixed leaves us in the setting of the lemma with $\tau = 0$. Thus we just need to argue that η' first hits $\partial_L \mathcal{S}$ at 0. The boundary data for η' on $\partial_L \mathcal{S}$ is (as described in Figure 4.6(b))

$$-\lambda - \frac{\pi}{2}\chi \leq -\lambda' \quad \text{on } (-\infty, 0) \quad \text{and} \quad \lambda - \frac{\pi}{2}\chi = \lambda' \quad \text{on } (0, \infty);$$

recall (4.2). Consequently, Lemma 4.5 implies η' almost surely first hits $\partial_L \mathcal{S}$ at 0, as desired. Since η up until the first time it hits $\partial_U \mathcal{S}$ is almost surely continuous (recall Remark 2.3), it follows that η' almost surely contains η by applying this argument to a countable dense set of stopping times (e.g., the positive rationals). It is also easy to see from this that η' hits the points of η in reverse chronological order (recall Figure 4.6). \square

Remark 4.8. The proof of Lemma 4.7 has two inputs:

- (a) the continuity of η up until it first accumulates in $\partial_U \mathcal{S}$ and that
- (b) for every η stopping time τ , η' almost surely first exits $\mathcal{S} \setminus \eta([0, \tau])$ at $\eta(\tau)$.

Condition (a) holds more generally when the boundary data on $\partial_L \mathcal{S}$ is piecewise constant, changes a finite number of times, and is at most $-\lambda + \pi\chi$ to the left of 0 and at least $\lambda - \pi\chi$ to the right of zero. This ensures that η almost surely does not hit $\partial_L \mathcal{S}$ after starting, so is almost surely continuous since its law is mutually absolutely continuous with respect to SLE_κ ($\rho \equiv 0$) by the Girsanov theorem (recall Remark 2.3). Condition (b) holds when the boundary data of $h - \frac{\pi}{2}\chi$ on $\partial_U \mathcal{S}$ is piecewise constant, changes a finite number of times, and is at most $-\lambda' - \pi\chi$ to the left of z_0 and at least $\lambda' + \pi\chi$ to the right of z_0 (or we have $-\lambda', \lambda'$ boundary data as in the statement of Lemma 4.7; note that the reason for the sign is that $\chi = \chi(\kappa) = -\chi(\kappa')$). This also

implies the continuity of η' up until it hits $\partial_L \mathcal{S}$, arguing using absolute continuity as before (this will be important for a more general version of Proposition 4.9). Additionally, we need that the boundary data of $h - \frac{\pi}{2}\chi$ on $\partial_L \mathcal{S}$ is piecewise constant, changes a finite number of times, is not more than $-\lambda'$ to the left of 0, and is at least λ' to the right of 0. In short, Lemma 4.7 holds when the boundary data of h is “large and negative” to the left of 0 and z_0 and “large and positive” to the right of 0 and z_0 .

Proposition 4.9. *Suppose we are in the setting of Figure 4.6. That is, we fix $\kappa \in (0, 4)$, let h be a GFF on \mathcal{S} whose boundary data is as depicted in Figure 4.6(a), let η be the flow line of h starting at 0, η' the counterflow line of $h - \frac{\pi}{2}\chi$ starting at z_0 , and assume that η, η', h are coupled together so that η, η' are conditionally independent given h . Almost surely, η is equal to the left boundary η' .*

Proof. Lemma 4.7 implies that the range of η' contains η . To complete the proof, we just need to show that η is to the left of η' . To see this, fix any stopping time τ' for η' such that η' almost surely has not hit $\partial_L \mathcal{S}$. Then η almost surely exits $\mathcal{S} \setminus \eta'([0, \tau'])$ on the left side of $\eta'([0, \tau'])$ or to the left of z_0 on $\partial_U \mathcal{S}$. Indeed, arguing as in the proof of Lemma 4.7, we can conformally map the picture back to \mathcal{S} to see that it suffices to show that η almost surely first hits $\partial_U \mathcal{S}$ to the left of z_0 . This, in turn, is a consequence of Lemma 4.6.

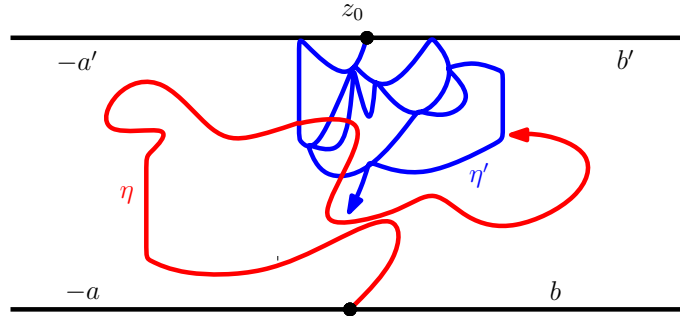


Figure 4.7: Suppose that we have the same setup as Figure 4.6. Fix an η' stopping time τ' . Then it must be that $\eta'(\tau')$ is to the right of η . Indeed, if this were not the case, then after hitting the left side of $\eta'([0, \tau'])$, say at time τ , η would have to wrap around $\eta'(\tau')$ and then hit the right side of $\eta'([0, \tau'])$, say at time σ . This is a contradiction since η' hits all of the points in η in reverse chronological order. In particular, we have that $\eta(\tau), \eta(\sigma) \in \eta'([0, \tau'])$ while there exists $s \in (\tau, \sigma)$ such that $\eta(s) \notin \eta'([0, \tau'])$. We conclude that η' lies to the right of η applying this result to a dense collection of stopping times τ' (e.g., the positive rationals) and using the continuity of η' .

We will now argue that $\eta'(\tau')$ is to the right of η . Let τ be the first time η exits $\mathcal{S} \setminus \eta'([0, \tau'])$. There are two possibilities: $\eta(\tau)$ is either in $\partial_U \mathcal{S}$ or in $\eta'([0, \tau'])$. In the former case we are done, so we shall assume that we are in the latter. Now, the only way that $\eta'(\tau')$ could be strictly to the left of η is if after τ , η wraps around $\eta'([0, \tau'])$

and hits its right side. This implies the existence of times $t_1 < t_2 < t_3$ such that $\eta(t_1), \eta(t_3) \in \eta'([0, \tau'])$ but $\eta(t_2) \notin \eta'([0, \tau'])$. This is a contradiction since η' absorbs the points of η in reverse chronological order by Lemma 4.7. The result now follows by taking a countable dense collection of stopping times τ' (e.g., the positive rationals) and invoking the almost sure continuity of η' up until when it first hits $\partial_L \mathcal{S}$. \square

Remark 4.10. In addition to the hypotheses described in Remark 4.8 (which imply the almost sure continuity of η' up until when it first accumulates in $\partial_L \mathcal{S}$), Proposition 4.9 requires the boundary data of h to be such that η almost surely first accumulates in $\partial_U \mathcal{S}$ to the left of z_0 . By Lemma 4.5, this means that the boundary data for h on $\partial_U \mathcal{S}$ should be piecewise constant, change only a finite number of times, and be less than λ to the left of z_0 and be at least λ to the right of z_0 .

By combining Remark 4.8 and Remark 4.10, we obtain the following extension of Proposition 4.9.

Proposition 4.11. *Suppose we are in the setting of Figure 4.6 where the boundary data on $\partial_L \mathcal{S}$ is replaced by any piecewise constant function which changes a finite number of times, does not exceed $-\lambda + \pi\chi$ to the left of 0, and is at least λ to the right of 0. Assume furthermore that the boundary data of h on $\partial_U \mathcal{S}$ is piecewise constant, changes a finite number of times, and does not exceed $-\lambda$ to the left of z_0 and is at least $\lambda + \pi\chi$ to the right of z_0 . Almost surely, the flow line η starting from 0 is equal to the left boundary of the counterflow line η' of the field minus $\frac{\pi}{2}\chi$ starting from z_0 . Here, we assume that η, η', h are coupled together so that η is conditionally independent of η' given h .*

Using Proposition 4.11, we obtain Theorem 1.2 in the special case we have only boundary force points with weights $\underline{\rho} = (\underline{\rho}^L, \underline{\rho}^R)$ with $|\underline{\rho}^L| = k$ and $|\underline{\rho}^R| = \ell$ satisfying:

$$\begin{aligned} \sum_{i=1}^j \rho^{i,L} &\geq \frac{\kappa}{2} - 2 \quad \text{for all } 1 \leq j \leq k \quad \text{and} \\ \sum_{i=1}^j \rho^{i,R} &\geq 0 \quad \text{for all } 1 \leq j \leq \ell. \end{aligned} \tag{4.4}$$

Proof of Theorem 1.2 for $\kappa \in (0, 4)$ assuming (4.4). We suppose that we are in the setting of Figure 4.6 but with boundary data satisfying Remark 4.8 and Remark 4.10. That is, we consider the Gaussian free field h on the strip \mathcal{S} with piecewise constant boundary data on $\partial_L \mathcal{S}$ which changes a finite number of times, is at most $-\lambda + \pi\chi$ on $(-\infty, 0)$ and at least λ on $(0, \infty)$. Moreover, we assume that the boundary data of h on $\partial_U \mathcal{S}$ is at most $-\lambda$ to the left of z_0 and at least $\lambda + \pi\chi$ to the right of z_0 . Then Proposition 4.11 implies that the flow line η of h starting at 0 is equal to the left boundary of the counterflow line η' starting at z_0 of $h - \frac{\pi}{2}\chi$, where η, η', h are

coupled together so that η is conditionally independent of η' given h . Since η and η' are conditionally independent given h , it follows that η is almost surely determined by h . The result follows since by adjusting the boundary data of h , we can arrange so that $\eta \sim \text{SLE}_\kappa(\underline{\rho})$ with any choice of weights $\underline{\rho}$ satisfying (4.4). \square

At this point in the article, it follows that the flow lines thus considered (almost surely non-boundary intersecting) are deterministic functions of the GFF. We have not yet shown that the counterflow lines in any setting are deterministic functions of the GFF; this will be shown in Section 5.

We finish this section with the following proposition, which gives an alternative proof of the transience of certain non-boundary intersecting $\text{SLE}_\kappa(\underline{\rho})$ processes using duality (see [RS05] for another approach for ordinary SLE).

Proposition 4.12. *Suppose that $\eta \sim \text{SLE}_\kappa(\underline{\rho})$, $\kappa \in (0, 4)$, from 0 to ∞ in \mathbf{H} with the weights $\underline{\rho}$ satisfying (4.4). Then $\lim_{t \rightarrow \infty} \eta(t) = \infty$ almost surely.*

Proof. This is similar to the proof of Theorem 1.2 for $\kappa \in (0, 4)$ assuming that the weights $\underline{\rho}$ satisfy (4.4). Indeed, we can choose the boundary data of a GFF h on \mathcal{S} so that the flow line η of h starting at 0 is an $\text{SLE}_\kappa(\underline{\rho})$ process for any choice of weights $\underline{\rho}$ satisfying (4.4). Let η' be the counterflow line of $h - \frac{\pi}{2}\chi$ starting at z_0 , taken to be conditionally independent of η given h . Let τ be any positive stopping time for η such that η almost surely has not hit z_0 by time τ . We know from the proof of Lemma 4.7 that η' almost surely first exits $\mathcal{S} \setminus \eta([0, \tau])$ at $\eta(\tau)$, say at time τ' . Moreover, it follows from Proposition 4.11 that $\eta|_{[\tau, \infty)}$ is equal to the left boundary of $\eta'([0, \tau'])$ (we know that η lies to the left of $\eta'([0, \tau'])$ and that η' hits the points of η in reverse chronological order). By Remark 2.3, we know that $\eta'|_{[0, \tau']}$ is almost surely continuous which implies that the left boundary of $\eta'([0, \tau'])$ is locally connected. Therefore the range of η is locally connected (we know that $\eta|_{[0, \tau]}$ is locally connected by Remark 2.3), hence η is continuous even when it hits z_0 . Applying a conformal map $\psi: \mathcal{S} \rightarrow \mathbf{H}$ completes the proof of the proposition. \square

Part of Theorem 1.3, which will be proved in Section 7.3 for $\kappa \in (0, 4)$ and in Section 7.4 for $\kappa' \in (4, \infty)$, is the continuity of general $\text{SLE}_\kappa(\underline{\rho})$ and $\text{SLE}_{\kappa'}(\underline{\rho})$ processes upon hitting their terminal point. This is equivalent to transience when the terminal point is ∞ .

5 The non-boundary-intersecting regime

This section contains two main results. First, we will show that the flow lines of the GFF h enjoy the same monotonicity properties as if h were a smooth function: namely, if $\theta_1 < \theta_2$ and η_{θ_i} is the flow line of h with angle θ_i for $i = 1, 2$ started at a given boundary point then η_{θ_1} almost surely lies to the right of η_{θ_2} (Proposition 5.5). Second,

we will show that $\text{SLE}_{16/\kappa}$ for $\kappa \in (0, 4)$ can be realized as a so-called “light cone” of angle-varying SLE_κ flow lines (Proposition 5.9). The proofs of this section will apply to a certain class of boundary data in which the flow lines are non-boundary-intersecting. In Section 7, we will extend these results to the setting of general piecewise constant boundary data, in particular in the setting in which the paths may hit the boundary.

5.1 Monotonicity of flow and counterflow lines

In order to prove our first version of the monotonicity result, it will be more convenient for us to work on the strip $\mathcal{S} = \mathbf{R} \times (0, 1)$. Throughout, we let $\partial_U \mathcal{S}$ and $\partial_L \mathcal{S}$ denote the upper and lower boundaries of \mathcal{S} , respectively. This puts us into a setting in which we can make use of the SLE duality theory from the previous section. Assume that $\theta_1 < \theta_2$. Then we know from Proposition 4.11 that η_{θ_1} is almost surely the left boundary of the counterflow line η'_{θ_1} of $h + (\theta_1 - \frac{\pi}{2})\chi$ emanating from the upper boundary $\partial_U \mathcal{S}$ of \mathcal{S} , provided the boundary data of h is chosen appropriately (we will spell out the restrictions on the boundary data in the statements of the results below). Thus to show that η_{θ_2} passes to the left of η_{θ_1} it suffices to show that η_{θ_2} passes to the left of η'_{θ_1} . This in turn is a consequence of the following proposition, which gives us the range of angles in which a flow line passes either to the left or to the right of a counterflow line:

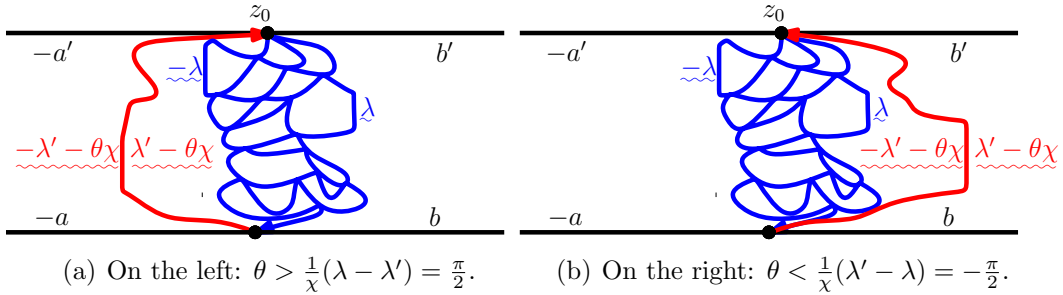


Figure 5.1: Consider a GFF on the infinite strip \mathcal{S} with boundary data as described in the illustrations above. Let η_θ be the flow line starting at 0 with initial angle θ (which corresponds to adding $\theta\chi$ to the boundary data) and η' the counterflow line starting at z_0 . We assume that a, b are chosen sufficiently large so that both η' and η_θ almost surely do not intersect the lower boundary $\partial_L \mathcal{S}$ of \mathcal{S} except at 0 and a', b' are sufficiently large so that η' almost surely does not intersect the upper boundary $\partial_U \mathcal{S}$ of \mathcal{S} except at z_0 . We will show in Proposition 5.1 that if $\theta > \frac{1}{\chi}(\lambda - \lambda') = \frac{\pi}{2}$, then η_θ almost surely passes to the left of η' and if $\theta < \frac{1}{\chi}(\lambda' - \lambda) = -\frac{\pi}{2}$, then η_θ almost surely passes to the right of η' . By SLE duality, this implies the monotonicity of η_θ in θ .

Proposition 5.1. *Suppose that h is a GFF on \mathcal{S} with boundary data as described in Figure 5.1. Assume $a', b' \geq \lambda' + \pi\chi$ and $a, b \geq \lambda$. Let η' be the counterflow line of h*

starting at z_0 . Fix θ such that

$$\frac{\lambda - \pi\chi - b}{\chi} \leq \theta \leq \frac{a + \pi\chi - \lambda}{\chi} \quad (5.1)$$

and let η_θ be the flow line of $h + \theta\chi$ starting from 0. If $\theta > \frac{1}{\chi}(\lambda - \lambda') = \frac{\pi}{2}$, then η_θ almost surely passes to the left of η' and if $\theta < \frac{1}{\chi}(\lambda' - \lambda) = -\frac{\pi}{2}$ then η_θ almost surely passes to the right of η' .

The hypothesis (5.1) implies that η_θ almost surely accumulates in $\partial_U\mathcal{S}$ or tends to $\pm\infty$ before hitting $\partial_L\mathcal{S}$ (see Remark 4.1; upon proving Theorem 1.3, we in fact will be able to prove that η_θ almost surely does not hit $\partial_L\mathcal{S}$ after time 0). The reason we assume $a', b' \geq \lambda' + \pi\chi$ and $a, b \geq \lambda'$ is that the former implies that η' almost surely does not intersect $\partial_U\mathcal{S}$ except at z_0 and the latter implies that η' intersects $\partial_L\mathcal{S}$ only when it terminates at 0. Consequently, η' is almost surely continuous (recall Remark 2.3). Moreover, it implies that if $\theta < \frac{1}{\chi}(\lambda' - \lambda) = -\frac{\pi}{2}$ then $-a' + \theta\chi < -\lambda$ so that η_θ does not hit the side of $\partial_U\mathcal{S}$ which is to the left of z_0 and if $\theta > \frac{1}{\chi}(\lambda - \lambda') = \frac{\pi}{2}$ then $b' + \theta\chi > \lambda$ so that η_θ does not hit the side of $\partial_U\mathcal{S}$ which is to the right of z_0 (see Figure 4.5).

We are now going to give an overview of the proof of Proposition 5.1, which is based on an extension of the proof of Proposition 4.9. We assume without loss of generality that $\theta > \frac{1}{\chi}(\lambda - \lambda') = \frac{\pi}{2}$. We begin by fixing an η' -stopping time τ' and then show that $\eta'(\tau')$ almost surely lies to the right of η_θ . As in the proof of Proposition 4.9, we will first show that η_θ almost surely first exits $\mathcal{S} \setminus \eta'([0, \tau'])$ on either the left side of $\eta'([0, \tau'])$ or the side of $\partial_U\mathcal{S}$ which is to the left of z_0 (see Figure 5.3, which also contains an explanation of the critical angles). If we are in the latter situation, then we have the desired monotonicity. If not, we suppose for contradiction that $\eta'(\tau')$ is to the left of η_θ . Then after η_θ hits $\eta'([0, \tau'])$, it must be that η_θ wraps around $\eta'(\tau')$ and hits the right side of $\eta'([0, \tau'])$ since η_θ cannot exit \mathcal{S} on the part of $\partial_U\mathcal{S}$ which lies to the right of z_0 . This, however, cannot happen because the evolution of η_θ near the right side of $\eta'([0, \tau'])$ looks like (up to conformal transformation and a mutually absolutely continuous change of measures) an SLE process on the strip \mathcal{S} starting from 0 which cannot hit its upper boundary $\partial_U\mathcal{S}$ (see Figure 4.1). We begin by proving the following extension of Lemma 4.3, which serves to make this last point precise.

Lemma 5.2. *Suppose that h is a GFF on \mathcal{S} whose boundary data is as described in Figure 5.2 and let η be the flow line of h starting at 0. If $\eta|_{[0, T_0]}$ is almost surely continuous for some η -stopping time $0 < T_0 < \infty$, then $\eta([0, T_0]) \cap J = \emptyset$ almost surely.*

In order for Lemma 5.2 to be meaningful, there must exist a non-zero η -stopping time T_0 such that $\eta|_{[0, T_0]}$ is continuous. This will be clear for the application we have in mind in this section. Upon establishing Theorem 1.3 in Section 7, we will be able to apply Lemma 5.2 to the flow lines of a GFF with piecewise constant boundary conditions.

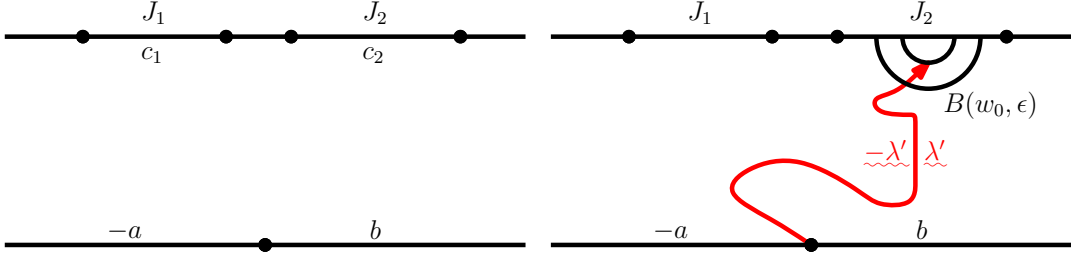


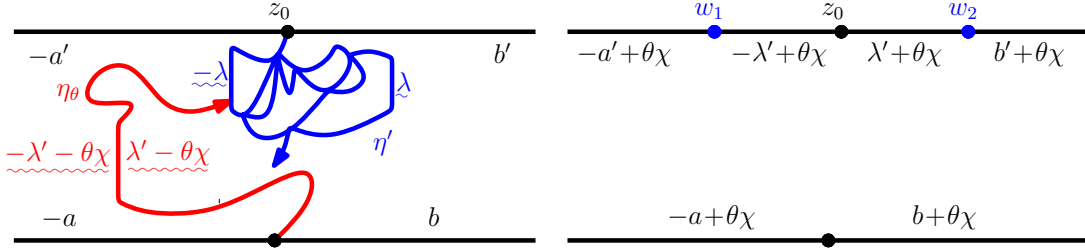
Figure 5.2: Suppose that h is a GFF on the strip \mathcal{S} and let $J \subseteq \partial_U \mathcal{S}$ be open. Write $J = \cup_k J_k$ where the J_k are disjoint open intervals and assume that $h|_{J_k} \equiv c_k$ for given constants $c_k \notin (-\lambda, \lambda)$. Assume that $0 < T_0 < \infty$ is an η -stopping time such that $\eta|_{[0, T_0]}$ is almost surely continuous. Then η cannot hit J by time T_0 . To see this, fix w_0 in the interior of any J_k and pick $\epsilon > 0$ such that $\partial B(w_0, \epsilon) \cap \partial_U \mathcal{S}$ is contained in the interior of J_k . Fix $\epsilon' \in (0, \epsilon)$. The evolution of η after it hits $\partial B(w_0, \epsilon')$ for the first time up until when it subsequently exits $B(w_0, \epsilon)$ is (after applying a conformal transformation) mutually absolutely continuous with respect to the setup described in Figure 4.1 by Proposition 3.4, consequently η almost surely exits $B(w_0, \epsilon)$ before hitting $B(w_0, \epsilon) \cap J_k$. The result follows by considering the collection of balls centered at some countable dense set of points in J_k with rational radii and invoking the continuity of $\eta|_{[0, T_0]}$.

Proof of Lemma 5.2. Write $J = \cup_k J_k$ where the J_k are pairwise disjoint intervals in $\partial_U \mathcal{S}$. Fix $k \in \mathbf{N}$ and w_0 in the interior of J_k . Let $\epsilon > 0$ be such that $\partial B(w_0, \epsilon) \cap \partial_U \mathcal{S}$, where $\partial_U \mathcal{S}$ is the upper boundary of \mathcal{S} , is contained in the interior of J_k and fix $\epsilon' \in (0, \epsilon)$. Let τ be the first time t that η hits $\partial B(w_0, \epsilon')$ and σ the first time t after τ that η is not in $B(w_0, \epsilon)$. Assume that $\eta(\tau) \notin \partial_U \mathcal{S}$. Let D be the connected component of $\mathcal{S} \setminus \eta([0, \tau])$ which contains w_0 . By Proposition 3.4, the law of $h|_{B(w_0, \epsilon)}$ conditional on the realization of $\eta|_{[0, \tau]}$ is mutually absolutely continuous with respect to the law of the restriction of a GFF \tilde{h} on D to $B(w_0, \epsilon)$ whose boundary data is $\lambda' - \chi \cdot$ winding (resp. $-\lambda' - \chi \cdot$ winding) on the right (resp. left) side of $\eta([0, \tau])$, the same as h on $\partial_L \tilde{\mathcal{S}}$, the lower boundary of \mathcal{S} , and identically c_k on all of $\partial_U \mathcal{S}$. Let $\tilde{\eta}$ be the flow line of \tilde{h} starting at $\eta(\tau)$. Then Lemma 4.3 implies that $\tilde{\eta}$ almost surely does not hit $\partial_U \mathcal{S}$ and, in particular, exits $B(w_0, \epsilon)$ before hitting $\partial_U \mathcal{S}$. Applying Proposition 3.4 a second time implies that with $E(w_0, \epsilon', \epsilon)$ the event $\{\eta([\tau, \sigma]) \cap \partial_U \mathcal{S} \neq \emptyset, \sigma \leq T_0\}$ we have $\mathbf{P}[E(w_0, \epsilon', \epsilon) | \eta(\tau) \notin \partial_U \mathcal{S}] = 0$.

Let (w_j) be a countable dense set in J and let \mathcal{D} be the set of all triples of the form (w_j, r', r) where $0 < r' < r$ are rational. If η hits $\partial_U \mathcal{S}$ with positive probability before time T_0 , the almost sure continuity of $\eta|_{[0, T_0]}$ implies there exists $(w_j, r', r) \in \mathcal{D}$ such that $\mathbf{P}[E(w_j, r', r) | \eta(\tau) \notin \partial_U \mathcal{S}] > 0$ where $\tau \leq T_0$ is the first time η hits $\partial B(w_j, r')$. This is a contradiction, which proves the lemma. \square

Remark 5.3. By changing coordinates from \mathcal{S} to \mathbf{H} , Lemma 5.2 implies the following.

Suppose that η is an $\text{SLE}_\kappa(\underline{\rho})$ process on \mathbf{H} with weights $\underline{\rho} = (\underline{\rho}^L; \underline{\rho}^R)$ placed at force points $(\underline{x}^L; \underline{x}^R)$. Assume that $\eta|_{[0, T_0]}$ is almost surely continuous for some η stopping time $0 < T_0 < \infty$. Then $\eta([0, T_0])$ almost surely does not intersect any interval $(x^{i+1, L}, x^{i, L})$ (resp. $(x^{i, R}, x^{i+1, R})$) such that $\sum_{s=1}^i \rho^{s, L} \geq \frac{\kappa}{2} - 2$ or $\sum_{s=1}^i \rho^{s, L} \leq \frac{\kappa}{2} - 4$ (resp. $\sum_{s=1}^i \rho^{s, R} \geq \frac{\kappa}{2} - 2$ or $\sum_{s=1}^i \rho^{s, R} \leq \frac{\kappa}{2} - 4$).



(a) The evolution of η' up to time τ' and η_θ up until the first time it hits $\eta'([0, \tau'])$. (b) The boundary data for η_θ after conformally mapping the picture on the left hand side back to the strip with $\pm\infty$ and 0 fixed, w_0 the image of z_0 .

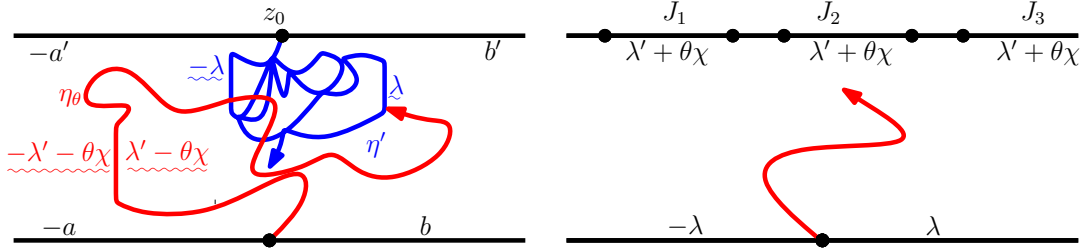
Figure 5.3: Suppose that we have the same setup as in Figure 5.1 and let τ' be a stopping time for η' . We assume θ is chosen so that η_θ almost surely does not hit $\partial_L \mathcal{S}$ after time 0 . If $\theta > \frac{1}{\chi}(\lambda - \lambda') = \frac{\pi}{2}$ so that $\lambda' + \theta\chi > \lambda$ and $b' + \theta\chi > \lambda$ then by Figure 4.5, η_θ exits $\mathcal{S} \setminus \eta'([0, \tau'])$ on either the left side of $\eta'([0, \tau'])$ or on the left side of $\partial_U \mathcal{S}$, almost surely. If $\theta < \frac{1}{\chi}(\lambda' - \lambda) = -\frac{\pi}{2}$ so that $-\lambda' + \theta\chi < -\lambda$ and $-a' + \theta\chi < -\lambda$, η_θ first exits on the right side of $\eta'([0, \tau'])$ or the right side of $\partial_U \mathcal{S}$, almost surely.

Lemma 5.4. *Suppose that we have the same hypotheses as Proposition 5.1 with $\theta > \frac{1}{\chi}(\lambda - \lambda') = \frac{\pi}{2}$ fixed. Let τ' be an η' stopping time such that, almost surely, η' has not hit 0 by time τ' . For each $t > 0$, let K'_t be the hull of $\eta'([0, t])$, i.e. the complement of the unbounded connected component of $\mathcal{S} \setminus \eta'([0, t])$. Let τ be any stopping time for the filtration $\mathcal{F}_t = \sigma(\eta(s) : s \leq t, \eta'([0, \tau']))$ and let $E = \{\text{dist}(\eta(\tau), K'_{\tau'}) > 0\}$. Then on E , $\eta|_{[\tau, \infty)}$ intersects neither the right side of $\eta'([0, \tau'])$ nor the part of $\partial_U \mathcal{S}$ which lies to the right of z_0 before hitting either the left side of $\eta'([0, \tau'])$ or the part of $\partial_U \mathcal{S}$ which lies to the left of z_0 .*

Proof. If $\eta([0, \tau]) \cap K'_{\tau'} = \emptyset$, then the result is immediate from the argument described in Figure 5.3. Thus for the rest of the proof, we shall assume that $\eta([0, \tau]) \cap K'_{\tau'} \neq \emptyset$. Since η is almost surely a simple path, there exists a unique connected component D of $\mathcal{S} \setminus (\eta([0, \tau]) \cup K'_{\tau'})$ such that for some $\epsilon_0 > 0$, $\eta(\tau + \epsilon) \in D$ for all $\epsilon \in (0, \epsilon_0)$.

We consider two cases. First, suppose that ∂D has non-empty intersection with the part of $\partial_U \mathcal{S}$ which is to the left of z_0 . Then there is nothing to prove since a simple topological argument implies that $\eta|_{[\tau, \infty)}$ can only exit D either on the left side of

$\eta'([0, \tau'])$ or on the part of $\partial_U \mathcal{S}$ which lies to the left of z_0 (since $\eta([0, \tau])$ must have an intersection with either the left side of $\eta'([0, \tau'])$ or the part of $\partial_U \mathcal{S}$ which is to the left of z_0 ; see Figure 4.5). Second, suppose that ∂D has non-empty intersection with the part of $\partial_U \mathcal{S}$ which is to the right of z_0 or the right side of $\eta'([0, \tau'])$. Observe that D is simply connected. Let τ_0 be the largest time $t \leq \tau$ such that $\eta(t) \in K'_\tau$. Let $\psi: D \rightarrow \mathcal{S}$ be the conformal transformation which sends $\eta(\tau)$ to 0, and the left and right boundaries of $\eta([\tau_0, \tau])$ to $(-\infty, 0)$ and $(0, \infty)$, respectively. Since $\eta|_{[0, \tau]}$ and $\eta'|_{[0, \tau']}$ are continuous paths, it follows that ψ extends as a homeomorphism to \bar{D} . Let $\tilde{h} = h \circ \psi^{-1} - \chi \arg(\psi^{-1})'$. Then \tilde{h} is a GFF on \mathcal{S} by Proposition 3.7 since K'_τ is local for h and $\eta([0, \tau])$ is local for h given K'_τ . By Proposition 3.8, we know the boundary data of \tilde{h} on $\partial_L \mathcal{S}$ as well as the parts of $\partial_U \mathcal{S}$ whose preimage under ψ lies in either $\eta([0, \tau])$ or in $\eta'([0, \tau'])$ but (at this point) we cannot determine the boundary behavior of h near points in $\eta([0, \tau]) \cap \eta'([0, \tau'])$. This is indicated in the right panel of Figure 5.4. The result now follows from Lemma 5.2 (see Figure 5.4). \square



(a) In order for $\eta'(\tau')$ to be to the left of η_θ , η_θ must wrap around $\eta'(\tau')$ after hitting on the left side of $\eta'([0, \tau'])$. (b) The boundary data for the flow line η_θ as it approaches the right side of η' , conformally mapped back to the strip.

Figure 5.4: Suppose we have the same setup as Figure 5.3 with $\theta > \frac{1}{\chi}(\lambda - \lambda') = \frac{\pi}{2}$ so that η_θ first exits $\mathcal{S} \setminus \eta'([0, \tau'])$ on the left side of $\eta'([0, \tau'])$. The only way that $\eta'(\tau')$ can be to the left of η_θ is if, after hitting the left side of $\eta'([0, \tau'])$, η_θ wraps around $\eta'(\tau')$ and then hits the right side of $\eta'([0, \tau'])$. Let K'_t be the hull of $\eta'([0, t])$. This implies that with τ_δ the first time t after τ for which $\eta(t)$ is in the right connected component of $\mathcal{S} \setminus (\eta'([0, \tau']) \cup \eta([0, \tau]))$ and $\text{dist}(\eta(t), K'_\tau) \geq \delta$ we have that $\mathbf{P}[\tau_\delta < \infty] > 0$ provided $\delta > 0$ is small enough. Let D be the connected component of $\mathcal{S} \setminus (\eta([0, \tau_\delta] \cup K'_\tau)$ which, for some $\epsilon > 0$, contains $\eta([\tau_\delta, \tau_\delta + \epsilon])$. Let $\psi: D \rightarrow \mathcal{S}$ be a conformal transformation sending the left side of η from the largest time $t < \tau_\delta$ that $\eta(t) \in \partial(\mathcal{S} \setminus K'_\tau)$ to τ_δ to $(-\infty, 0)$ and the corresponding right side of η to $(0, \infty)$. Then the boundary data for the coordinate change of the GFF $h|_D + \theta\chi$ by ψ in \mathcal{S} is shown on the right hand side. The intervals J_k are the images of the segments in ∂D which also lie on the right side of $\eta'([0, \tau'])$. By Figure 5.2, we know in this case η cannot hit any of the J_k in finite time. This leads to a contradiction.

Proof of Proposition 5.1. We assume $\theta > \frac{1}{\chi}(\lambda - \lambda') = \frac{\pi}{2}$; the argument for the other case is the same. Let τ' be any stopping time for η' such that η' has almost surely not yet hit 0 by time τ' . Conditioning h on $\eta'([0, \tau'])$ and conformally mapping $\mathcal{S} \setminus K'_\tau$ (recall that K'_t is the hull of $\eta'([0, t])$) back to \mathcal{S} , the boundary data of the corresponding field plus $\theta\chi$ is given in Figure 5.3(b). That $\theta > \frac{1}{\chi}(\lambda - \lambda') = \frac{\pi}{2}$ implies $-\lambda' + \theta\chi > -\lambda$, $\lambda' + \theta\chi > \lambda$, and $b' + \theta\chi > \lambda$. Consequently, it follows from that η_θ almost surely exits $\mathcal{S} \setminus \eta'([0, \tau'])$ on the left side of $\eta'([0, \tau'])$ or on the part of $\partial_U \mathcal{S}$ which lies to the left of z_0 , say at time τ , or does not hit $\partial_U \mathcal{S}$ (Figure 4.2 and Figure 4.5).

We will now argue that $\eta'(\tau')$ is almost surely to the right of η_θ . If this is not the case, then after time τ , η must wrap around (but not hit) $\eta'(\tau')$ and then hit the right side of $\eta'([0, \tau'])$ (recall that η almost surely does not hit the side of $\partial_U \mathcal{S}$ which lies to the right of z_0). Let τ_δ be the first time t after τ that $\eta(t)$ is in the right connected component of $\mathcal{S} \setminus (\eta([0, \tau]) \cup \eta'([0, \tau']))$ and $\text{dist}(\eta(\tau_\delta), K'_\tau) \geq \delta$ (we take $\tau_\delta = \infty$ if this never happens). Then it must be that $\lim_{\delta \rightarrow 0^+} \mathbf{P}[\tau_\delta < \infty] > 0$, for otherwise $\eta'(\tau')$ is contained in the range of η since we have assumed that $\eta'(\tau')$ is to the left of η . This leads to a contradiction since Lemma 5.4 implies that η cannot hit the right side of $\eta'([0, \tau'])$ or the part of $\partial_U \mathcal{S}$ which lies to the right of z_0 before it hits the left side of $\eta'([0, \tau'])$, the part of $\partial_U \mathcal{S}$ which lies to the left of z_0 , or tends to ∞ after time τ_δ , any $\delta > 0$. \square

Proposition 5.5. *Suppose that h is a GFF on \mathcal{S} whose boundary data is as in Figure 5.1. Fix θ_1, θ_2 such that*

$$\frac{\lambda - b}{\chi} \leq \theta_1 < \theta_2 \leq \frac{a + \pi\chi - \lambda}{\chi}. \quad (5.2)$$

Let η_{θ_i} , for $i = 1, 2$, be the flow line of $h + \theta_i\chi$ starting at 0 and let τ_i be the first time that η_{θ_i} accumulates in $\partial_U \mathcal{S}$. Then $\eta_{\theta_2}|_{[0, \tau_2]}$ almost surely lies to the left of $\eta_{\theta_1}|_{[0, \tau_1]}$. The same result holds if $\eta_{\theta_1}, \eta_{\theta_2}$ are flow lines of a GFF h on \mathbf{H} from 0 to ∞ with boundary data $-a$ on $(-\infty, 0)$ and b on $(0, \infty)$.

The reason for the asymmetry in the hypothesis (5.2) is to allow for “enough space” so that we can fit a counterflow line η'_{θ_1} whose left boundary is η_{θ_1} which does not intersect $\partial_L \mathcal{S}$. We note that it is not necessary to make any hypotheses about the boundary data of h on $\partial_U \mathcal{S}$. The reason is that the lemma is only applicable for the paths up until when they first accumulate in $\partial_U \mathcal{S}$. This means that we can prove the result with a convenient choice and then use Proposition 3.4.

Proof of Proposition 5.5. Fix $\epsilon > 0$. For $i = 1, 2$, let τ_i^ϵ be the first time t that η_{θ_i} gets within distance ϵ of $\partial_U \mathcal{S}$. It suffices to show that $\eta_{\theta_2}^{x_2}|_{[0, \tau_2^\epsilon]}$ almost surely lies to the left of $\eta_{\theta_1}^{x_1}|_{[0, \tau_1^\epsilon]}$ for every $\epsilon > 0$. We assume that $a' \geq \lambda' + (\theta_1 + \frac{\pi}{2})\chi$ and $b' \geq \lambda' + (\frac{3}{2}\pi - \theta_1)\chi$ (by Proposition 3.4, it suffices to prove this result with any choice of a', b'). This implies that the boundary data of $h + (\theta_1 - \frac{\pi}{2})\chi$ on $\partial_U \mathcal{S}$ which lies to the left of z_0 is at most $-\lambda' - \pi\chi$ and to the right of z_0 is at least $\lambda' + \pi\chi$. Moreover, the hypothesis (5.2)

implies that the boundary data of $h + (\theta_1 - \frac{\pi}{2})\chi$ on $\partial_L \mathcal{S}$ which lies to the left of 0 is at most $-\lambda'$ and to the right of 0 is at least λ' . Consequently, Proposition 5.1 is applicable to the counterflow line η'_{θ_1} of $h + (\theta_1 - \frac{\pi}{2})\chi$. Since $\eta_{\theta_2}|_{[0, \tau_2^\epsilon]}$ is the flow line of $h + (\theta_1 - \frac{\pi}{2})\chi$ with angle $\theta_2 - \theta_1 + \frac{\pi}{2} > \frac{\pi}{2}$, Proposition 5.1 implies that $\eta_{\theta_2}|_{[0, \tau_2^\epsilon]}$ is to the left of η'_{θ_1} . The result then follows since Proposition 4.11 implies that $\eta_{\theta_1}|_{[0, \tau_1^\epsilon]}$ is contained in the left boundary of η'_{θ_1} . The result when the η_{θ_i} , $i = 1, 2$, are flow lines of a GFF on \mathbf{H} follows from the result on \mathcal{S} and Proposition 3.4. \square

5.2 Light cone construction of counterflow lines

In this section, we will prove Proposition 5.9, our first version of Theorem 1.4. Along the way, we will explain the inputs we need in order to prove the result in its full generality (the technical ingredients for the general version will be developed in Section 7). Suppose that h is a GFF on \mathcal{S} with boundary data as depicted in Figure 5.5. Throughout, we will make the same hypotheses on the boundary data of h as in Proposition 5.1. That is, we shall assume that $a, b \geq \lambda - \frac{\pi}{2}\chi = \lambda'$; the reason for this choice is that it implies that the counterflow line η' of h starting at z_0 almost surely hits $\partial_L \mathcal{S}$, the bottom of $\partial \mathcal{S}$, only when it exits at 0. We also assume that $a', b' \geq \lambda' + \pi\chi$ so that η' almost surely does not intersect $\partial_U \mathcal{S}$, the top of $\partial \mathcal{S}$, except at z_0 (recall Figure 4.4).

Fix angles $\theta_1, \dots, \theta_\ell$. Let η_{θ_1} be the flow line of h starting at 0 with angle θ_1 , let τ_1 be an η_{θ_1} stopping time, and let $\eta_{\theta_1}^{\tau_1} = \eta_{\theta_1}|_{[0, \tau_1]}$ (i.e., η_{θ_1} stopped at time τ_1). For each $2 \leq j \leq \ell$, we inductively let $\eta_{\theta_1 \dots \theta_j}^{\tau_1 \dots \tau_{j-1}}$ be the flow line of h conditional on $\eta_{\theta_1 \dots \theta_{j-1}}^{\tau_1 \dots \tau_{j-1}}|_{[0, \tau_{j-1}]}$ starting at $\eta_{\theta_1 \dots \theta_{j-1}}^{\tau_1 \dots \tau_{j-1}}(\tau_{j-1})$ with angle θ_j and let τ_j be an $\eta_{\theta_1 \dots \theta_j}$ stopping time, as depicted in Figure 5.5. We call $\eta_{\theta_1 \dots \theta_\ell}^{\tau_1 \dots \tau_\ell} = \eta_{\theta_1 \dots \theta_\ell}^{\tau_1 \dots \tau_{j-1}}|_{[0, \tau_j]}$ an **angle-varying flow line** with angles $\theta_1, \dots, \theta_\ell$ with respect to the stopping times τ_1, \dots, τ_ℓ . Note that

$$\tau_1 \leq \tau_2 \leq \dots \leq \tau_\ell \quad \text{and} \quad \eta_{\theta_1}^{\tau_1} \subseteq \eta_{\theta_1 \theta_2}^{\tau_1 \tau_2} \subseteq \dots \subseteq \eta_{\theta_1 \dots \theta_\ell}^{\tau_1 \dots \tau_\ell}.$$

We emphasize that $\eta_{\theta_1 \dots \theta_j}^{\tau_1 \dots \tau_j}$ is defined on $[0, \tau_j]$ and $\eta_{\theta_1 \dots \theta_j}^{\tau_1 \dots \tau_j}|_{[0, \tau_{j-1}]} = \eta_{\theta_1 \dots \theta_{j-1}}^{\tau_1 \dots \tau_{j-1}}$. The **light cone** \mathbf{L} of h starting at 0 is the closure of the set of points accessible by angle-varying flow lines with rational angles θ restricted by

$$-\frac{\pi}{2} = \frac{1}{\chi}(\lambda' - \lambda) \leq \theta \leq \frac{1}{\chi}(\lambda - \lambda') = \frac{\pi}{2}, \quad (5.3)$$

i.e. always pointing in a northerly direction, and with positive rational angle change times. More generally, if $\eta_{\phi_1 \dots \phi_k}^{\sigma_1 \dots \sigma_k}$ is any angle-varying flow line and σ is an $\eta_{\phi_1 \dots \phi_k}^{\sigma_1 \dots \sigma_k}$ stopping time, the light cone $\mathbf{L}(\eta_{\phi_1 \dots \phi_k}, \sigma)$ starting at $\eta_{\phi_1 \dots \phi_k}^{\sigma_1 \dots \sigma_k}(\sigma)$ is the closure of the set of points accessible by angle-varying flow lines starting at $\eta_{\phi_1 \dots \phi_k}^{\sigma_1 \dots \sigma_k}(\sigma)$ with rational angles restricted by (5.3) and with positive rational angle change times. The main result of this subsection (Proposition 5.9) states that the range of η' stopped when it hits the tip $\eta_{\phi_1 \dots \phi_k}^{\sigma_1 \dots \sigma_k}(\sigma)$ of $\eta_{\phi_1 \dots \phi_k}^{\sigma_1 \dots \sigma_k}|_{[0, \sigma]}$ is almost surely equal to $\mathbf{L}(\eta_{\phi_1 \dots \phi_k}, \sigma)$. The first step in its

proof is Lemma 5.7, which states that any angle-varying flow line $\eta_{\theta_1 \dots \theta_\ell}^{\tau_1 \dots \tau_\ell}$ whose angles are restricted by (5.3) is almost surely contained in the range of η' and that η' hits the points of $\eta_{\theta_1 \dots \theta_\ell}^{\tau_1 \dots \tau_\ell}$ in reverse chronological order. Before we prove Lemma 5.7, we record the following technical result which gives that non-boundary intersecting angle-varying flow lines with relative angles which are not larger than π in magnitude are almost surely simple and determined by h .

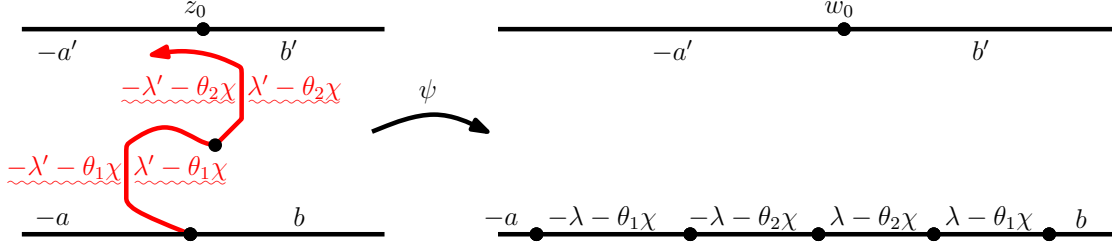


Figure 5.5: Suppose that h is a GFF on \mathcal{S} with the boundary data depicted above. We assume that $a, b \geq \lambda - \frac{\pi}{2}\chi = \lambda'$ and $a', b' \geq \lambda' + \pi\chi$. The reason for these choices is that the former implies that the counterflow line η' of h starting at z_0 almost surely first exits $\partial_L \mathcal{S}$ at 0 and the latter implies that η' intersects $\partial_U \mathcal{S}$ only at z_0 . Fix angles $\theta_1, \dots, \theta_\ell$. Let η_{θ_1} be the flow line of $h + \theta_1\chi$, let τ_1 be an η_{θ_1} stopping time, and let $\eta_{\theta_1}^{\tau_1} = \eta_{\theta_1}|_{[0, \tau_1]}$. For $j \geq 2$, inductively let $\eta_{\theta_1 \dots \theta_j}^{\tau_1 \dots \tau_{j-1}}$ be the flow line of $h + \theta_j\chi$ conditional on $\eta_{\theta_1 \dots \theta_{j-1}}^{\tau_1 \dots \tau_{j-1}}|_{[0, \tau_{j-1}]}$ starting at $\eta_{\theta_1 \dots \theta_{j-1}}^{\tau_1 \dots \tau_{j-1}}(\tau_{j-1})$, let τ_j be any $\eta_{\theta_1 \dots \theta_j}^{\tau_1 \dots \tau_{j-1}}$ stopping time, and let $\eta_{\theta_1 \dots \theta_j}^{\tau_1 \dots \tau_j} = \eta_{\theta_1 \dots \theta_j}^{\tau_1 \dots \tau_{j-1}}|_{[0, \tau_j]}$. The random subset of \mathcal{S} one obtains by taking the closure of the union of the ranges of $\eta_{\theta_1 \dots \theta_\ell}$ where the stopping times τ_i and angles θ_i with $-\frac{\pi}{2} = \frac{1}{\chi}(\lambda' - \lambda) \leq \theta_j \leq \frac{1}{\chi}(\lambda - \lambda') = \frac{\pi}{2}$ for all $1 \leq j \leq k$ vary among appropriate countable dense collections is equal in distribution to the range of the counterflow line starting at z_0 . The picture on the right side shows the boundary data of the GFF ($\ell = 2$) after applying a conformal transformation $\psi: \mathcal{S} \setminus \eta_{\theta_1 \dots \theta_k}^{\tau_1 \dots \tau_k}([0, \tau_k]) \rightarrow \mathcal{S}$ which sends $\eta_{\theta_1 \dots \theta_k}^{\tau_1 \dots \tau_k}(\tau_k)$ to 0 and fixes $\pm\infty$; $w_0 = \psi(z_0) \in \partial_U \mathcal{S}$.

Lemma 5.6. *Let $\eta_{\theta_1 \dots \theta_\ell}^{\tau_1 \dots \tau_\ell}$ be an angle-varying flow line of h with angles θ_i , $1 \leq i \leq \ell$, with $|\theta_i - \theta_j| \leq \pi$ for all pairs $1 \leq i, j \leq \ell$. Assume, moreover, that $\eta_{\theta_1 \dots \theta_\ell}^{\tau_1 \dots \tau_\ell}$ is non-boundary-intersecting. Then $\eta_{\theta_1 \dots \theta_\ell}^{\tau_1 \dots \tau_\ell}$ is almost surely simple and continuous. If we assume further that the boundary data for $h + \theta_1\chi$ is at least λ on $(0, \infty)$ and at most $-\lambda + \pi\chi$ on $(-\infty, 0)$, then $\eta_{\theta_1 \dots \theta_\ell}^{\tau_1 \dots \tau_\ell}$ is almost surely determined by h . The same likewise holds if the boundary data for $h + \theta_1\chi$ is at least $\lambda - \pi\chi$ on $(0, \infty)$ and at most $-\lambda$ on $(-\infty, 0)$.*

The exact conditions on the θ_j for $\eta_{\theta_1 \dots \theta_\ell}^{\tau_1 \dots \tau_\ell}$ to be non-boundary-intersecting are as follows. In order for the path not to $\partial_L \mathcal{S}$, we need both

$$\frac{a - \theta_j\chi}{\lambda} - 1 \geq \frac{\kappa}{2} - 2 \quad \text{and} \quad \frac{b + \theta_j\chi}{\lambda} - 1 \geq \frac{\kappa}{2} - 2. \quad (5.4)$$

In order for the path not to hit $\partial_U \mathcal{S}$ other than at z_0 , we need both

$$\frac{a' - (\theta_j + \pi)\chi}{\lambda} - 1 \geq \frac{\kappa}{2} - 2 \quad \text{and} \quad \frac{b + (\theta_j - \pi)\chi}{\lambda} - 1 \geq \frac{\kappa}{2} - 2. \quad (5.5)$$

Indeed, these two conditions together with the condition that $|\theta_i - \theta_j| \leq \pi$ for all pairs $1 \leq i, j \leq \ell$ imply that all of the partial sums of the force points which are to the left and right of the driving function exceed $\frac{\kappa}{2} - 2$. Note that for any fixed choice of θ_j for $1 \leq j \leq \ell$, we can always pick a, b, a', b' large enough so that (5.4) and (5.5) hold.

Proof of Lemma 5.6. The proof is by induction on $\ell \geq 1$. Suppose $\ell = 1$. That the path is simple and continuous in this case follows from the mutual absolute continuity of the path to usual SLE_κ , $\kappa \in (0, 4)$ (see Section 2 and Remark 2.3). Suppose the result holds for angle-varying paths with $\ell - 1 \geq 0$ angle changes. To see it holds when there are ℓ angle changes, we condition on the realization of the path until the $(\ell - 1)$ st angle change and conformally map back to \mathcal{S} as in Figure 5.5. Due to the restriction $|\theta_i - \theta_j| \leq \pi$, it follows that the image of the path after the $(\ell - 1)$ st angle change is a non-boundary intersecting $\text{SLE}_\kappa(\underline{\rho})$, so the induction step clearly follows. The final claim of the lemma for $\ell = 1$ follows from the special case of Theorem 1.2 we proved in Section 4.2. That it holds for larger ℓ also follows by induction and Proposition 3.4. \square

Lemma 5.7. *Let $\eta_{\theta_1 \dots \theta_\ell}^{\tau_1 \dots \tau_\ell}$ be an angle-varying flow line of h with angles θ_i , $1 \leq i \leq \ell$, satisfying (5.3). The counterflow line η' of h starting at z_0 almost surely contains $\eta_{\theta_1 \dots \theta_\ell}^{\tau_1 \dots \tau_\ell}$ and, moreover, hits the points of $\eta_{\theta_1 \dots \theta_\ell}^{\tau_1 \dots \tau_\ell}$ in reverse chronological order.*

Proof. We first note that $\eta_{\theta_1 \dots \theta_\ell}^{\tau_1 \dots \tau_\ell}$ is almost surely continuous by Lemma 5.6. Fix an $\eta_{\theta_1 \dots \theta_\ell}^{\tau_1 \dots \tau_\ell}$ stopping time σ such that $\eta_{\theta_1 \dots \theta_\ell}^{\tau_1 \dots \tau_\ell}([0, \sigma])$ almost surely does not contain z_0 . We apply a conformal transformation $\psi: \mathcal{S} \setminus \eta_{\theta_1 \dots \theta_\ell}^{\tau_1 \dots \tau_\ell}([0, \sigma]) \rightarrow \mathcal{S}$ which fixes $\pm\infty$ and sends $\eta_{\theta_1 \dots \theta_\ell}^{\tau_1 \dots \tau_\ell}(\sigma)$ to 0; the boundary data for the GFF which describes the evolution of $\psi(\eta')$ is as in the right panel of Figure 5.5 (with the obvious generalization from $\ell = 2$ to other values of ℓ). Let $w_0 = \psi(z_0)$. Our hypotheses on θ_i imply

$$-\lambda - \theta_i \chi \leq -\lambda' \quad \text{and} \quad \lambda - \theta_i \chi \geq \lambda' \quad \text{for all } 1 \leq i \leq \ell.$$

Lemma 4.5 (see also Figure 4.4) thus implies that $\psi(\eta')$ does not hit $\partial_L \mathcal{S} \setminus \{0\}$ and exits \mathcal{S} at 0. This implies that η' almost surely exits $\mathcal{S} \setminus \eta_{\theta_1 \dots \theta_\ell}^{\tau_1 \dots \tau_\ell}([0, \sigma])$ at $\eta_{\theta_1 \dots \theta_\ell}^{\tau_1 \dots \tau_\ell}(\sigma)$. By choosing a dense collection of stopping times (e.g., the positive rationals) and using the continuity of η' and $\eta_{\theta_1 \dots \theta_\ell}^{\tau_1 \dots \tau_\ell}$ we conclude that the range of η' contains $\eta_{\theta_1 \dots \theta_\ell}^{\tau_1 \dots \tau_\ell}$. Moreover, the proof clearly also implies that the points of $\eta_{\theta_1 \dots \theta_\ell}^{\tau_1 \dots \tau_\ell}$ are hit by η' in reverse chronological order. \square

Remark 5.8. The proof of Lemma 5.7 requires two inputs:

- (i) η' almost surely exits \mathcal{S} at 0 and

(ii) $\eta_{\theta_1 \dots \theta_\ell}^{\tau_1 \dots \tau_\ell}$ and η' are almost surely continuous paths.

The reason that we chose our boundary data so that η' does not intersect $\partial_L \mathcal{S} \setminus \{0\}$ was to ensure the continuity of η' . Upon proving Theorem 1.3 in Section 7.3 and Section 7.4, we will have shown that (i) and (ii) hold whenever η' and $\eta_{\theta_1 \dots \theta_\ell}^{\tau_1 \dots \tau_\ell}$ make sense (the SDE for the driving functions of these processes has a solution), so that Lemma 5.7 also holds in the same generality.

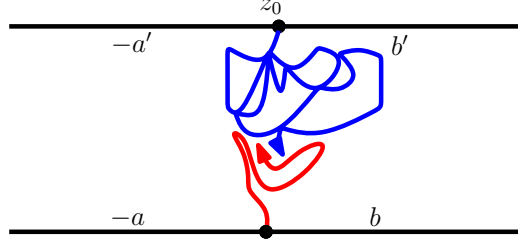


Figure 5.6: Consider the GFF with the boundary data depicted in the illustration above with $a, b \geq \lambda - \frac{\pi}{2}\chi = \lambda'$ and $a', b' \geq \lambda' + \pi\chi$ and let η' be the counterflow line starting at z_0 . Fix any η' stopping time τ' . To show that the random set described in Figure 5.5 almost surely contains $\eta'(\tau')$, we consider flow lines of the form $\eta_{\theta_1 \dots \theta_j}^{\tau_1 \dots \tau_j}$ where $\theta_j = (-1)^{j+1} \frac{1}{\chi}(\lambda - \lambda') = (-1)^{j+1} \frac{\pi}{2}$. With this choice, $\eta_{\theta_1 \dots \theta_j}^{\tau_1 \dots \tau_j}$ can hit the left but not the right side of η' when j is odd and vice-versa when j is even. We choose the stopping times τ_j so that $\eta_{\theta_1 \dots \theta_j}^{\tau_1 \dots \tau_j}$ gets progressively closer to the left side if j is odd and to the right side if j is even. Taking a limit as the number of angles tends to ∞ , the corresponding curves almost surely accumulate at $\eta'(\tau')$.

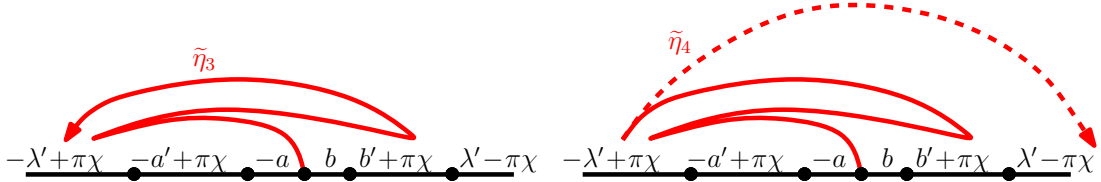


Figure 5.7: In order to prove that the construction in Figure 5.6 accumulates at $\eta'(\tau')$, we apply a conformal map ψ which takes the unbounded connected component of $\mathcal{S} \setminus \eta'([0, \tau'])$ to \mathbf{H} and which sends $\eta'(\tau')$ to ∞ and fixes 0. Then it suffices to show that $\tilde{\eta}_j := \psi(\eta_{\theta_1 \dots \theta_j}^{\tau_1 \dots \tau_j})$ is almost surely unbounded as $j \rightarrow \infty$. To prove this, it suffices so show that the amount of capacity time it takes $\tilde{\eta}_j$ to traverse from left to right (resp. right to left) if j is even (resp. odd) is stochastically bounded from below by a non-negative random variable whose law has positive mean.

Lemma 5.7 implies that η' almost surely contains $\mathbf{L}(\eta_{\phi_1 \dots \phi_k}^{\sigma_1 \dots \sigma_k}, \sigma)$ for any ϕ_1, \dots, ϕ_k satisfying (5.3). We now turn to prove the reverse inclusion.

Proposition 5.9. *Let $\eta_{\phi_1 \dots \phi_k}^{\sigma_1 \dots \sigma_k}$ be an angle-varying flow line of h with angles ϕ_i satisfying (5.3) and let σ be any $\eta_{\phi_1 \dots \phi_k}^{\sigma_1 \dots \sigma_k}$ stopping time. The random set $\mathbf{L}(\eta_{\phi_1 \dots \phi_k}^{\sigma_1 \dots \sigma_k}, \sigma)$ obtained by taking the closure of the union of $\eta_{\phi_1 \dots \phi_k \theta_1 \dots \theta_\ell}^{\sigma_1 \dots \sigma_k \tau_1 \dots \tau_\ell}([0, \tau_\ell])$ as ℓ ranges over \mathbf{N} and $\theta_1, \dots, \theta_\ell$ range over any countable dense set of angles satisfying (5.3), and $\sigma < \tau_1 < \dots < \tau_\ell$ range over any dense subset of (σ, ∞) is almost surely equal to the range of the counterflow line η' of h starting at z_0 stopped upon first hitting $\eta_{\phi_1 \dots \phi_k}^{\sigma_1 \dots \sigma_k}(\sigma)$ (which is the same time that it hits $\eta_{\phi_1 \dots \phi_k}^{\sigma_1 \dots \sigma_k}([0, \sigma])$).*

We pause to give an overview of the proof of Proposition 5.9. Fix an η' stopping time τ' . We will prove for every $\epsilon > 0$ there exists an angle-varying flow line with angles restricted by (5.3) whose range comes within distance ϵ of $\eta'(\tau')$ (see Figure 5.6 for an illustration). By conformally mapping the unbounded connected component of $\mathcal{S} \setminus \eta'([0, \tau'])$ to \mathbf{H} with $\eta'(\tau')$ mapped to ∞ and 0 fixed, it suffices to show for every $R > 0$ there exists an angle-varying flow line with angles restricted by (5.3) of the corresponding field on \mathbf{H} whose diameter is at least R . By rescaling, we may assume that the images of the left and right sides of z_0 are contained in $\mathbf{R} \setminus (-3, 3)$. Consider the path $\tilde{\eta}_1$ which begins by flowing at angle $\frac{\pi}{2}$, i.e. maximally to the left. By the choice of boundary data, $\tilde{\eta}_1$ first hits \mathbf{R} after time 0 in $(-\infty, -3]$. We let $\tilde{\eta}_2$ be the path which starts at the tip of $\tilde{\eta}_1$ when it gets close to $(-\infty, -3]$ and then flows at angle $-\frac{\pi}{2}$, i.e. maximally to the right. Again by the choice of boundary data, $\tilde{\eta}_2$ first hits \mathbf{R} in $[3, \infty)$. We inductively let $\tilde{\eta}_j$ be the path which flows at angle $(-1)^{j+1} \frac{\pi}{2}$ starting at the tip of $\tilde{\eta}_{j-1}$ when it gets close to $(-1)^j [3, \infty)$. This is depicted in Figure 5.7. To show that the paths $\tilde{\eta}_j$ are unbounded as $j \rightarrow \infty$, it suffices to show that the amount of capacity time it takes for $\tilde{\eta}_j$ to traverse from left to right (resp. right to left) if j is even (resp. odd) is stochastically bounded from below by a non-negative random variable with positive mean (Lemma 5.10 serves to make this point precise). The challenge in showing this is that each change of angle leads to the creation of two additional force points. The amount of force applied to the driving function, nevertheless, remains bounded because the force alternates in sign but has the same magnitude with each angle change.

Lemma 5.10. *Suppose that $(W_t, V_t^{i,q})$ is an $\text{SLE}_\kappa(\underline{\rho}^L; \underline{\rho}^R)$ process with $W_0 = 0$ and force points located $(\underline{x}^L; \underline{x}^R)$. Let τ be the first time that W exits the interval $[-1, 1]$. Assume there exists $C > 0$ such that*

$$\left| \sum_{i=1}^k \frac{\rho^{i,L}}{W_t - V_t^{i,L}} \right| + \left| \sum_{i=2}^\ell \frac{\rho^{i,R}}{W_t - V_t^{i,R}} \right| \leq C \quad \text{for all } t \in [0, \tau]$$

where $k = |\underline{\rho}^L|$ and $\ell = |\underline{\rho}^R|$. Then $\mathbf{P}[\tau \geq 1] \geq \rho_0 > 0$ where ρ_0 depends only on C, κ , and $\rho^{1,R}$.

Proof. Let $\hat{\mathbf{P}}_x$ be the law under which $(W_t, V_t^{1,R})$ evolves as an $\text{SLE}_\kappa(\rho^{1,R})$ process with a single force point of weight $\rho^{1,R}$ with initial position $x = V_0^{1,R}$. Let $\zeta = \tau \wedge 1$,

$A = \{\tau \geq 1\}$, and

$$U_t = \sum_{i=1}^k \frac{\rho^{i,L}}{W_t - V_t^{i,L}} + \sum_{i=2}^{\ell} \frac{\rho^{i,R}}{W_t - V_t^{i,R}} \quad \text{and} \quad M_t = \frac{1}{\sqrt{\kappa}} \int_0^t U_s dB_s$$

where B is the standard Brownian motion driving W . We denote by $\langle M \rangle_t = \frac{1}{\kappa} \int_0^t U_s^2 ds$ the quadratic variation of M at time t . By the Girsanov theorem [RY99, KS91] and the Cauchy-Schwarz inequality, we have that

$$\widehat{\mathbf{P}}_x[A] = \mathbf{E} [\mathbf{1}_A \exp(M_\zeta - \frac{1}{2}\langle M \rangle_\zeta)] \leq (\mathbf{P}[A] \mathbf{E}[\exp(2M_\zeta - \langle M \rangle_\zeta)])^{1/2}. \quad (5.6)$$

The optional stopping theorem implies that $\mathbf{E}[\exp(aM_\zeta - \frac{1}{2}a^2\langle M \rangle_\zeta)] = 1$ for all $a \in \mathbf{R}$. Since $\langle M \rangle_\zeta \leq C^2/\kappa$, it consequently follows that

$$\mathbf{E}[\exp(aM_\zeta)] \leq \exp(\frac{1}{2\kappa}C^2a^2) \quad \text{for } a \in \mathbf{R}.$$

Hence, $\mathbf{E}[\exp(2M_\zeta - \langle M \rangle_\zeta)] \leq C_0$ for some constant C_0 depending only on C and κ . Thus rearranging (5.6), we obtain $\mathbf{P}[A] \geq C_0^{-1}(\widehat{\mathbf{P}}_x[A])^2$. To finish the proof, we just have to argue that $\widehat{\mathbf{P}}_x[A]$ is uniformly positive in x . This is clear when $x \geq 2$ since then the total amount of force $V_t^{1,R}$ applies to W in the time interval $[0, \zeta]$ is bounded by $|\rho^{1,R}|$. The result then follows since $\widehat{\mathbf{P}}_x[A]$ is both continuous and positive for $x \in [0, 2]$. \square

Proof of Proposition 5.9. We have already shown in Lemma 5.7 that η' stopped at the first time σ' it hits $\eta_{\phi_1 \dots \phi_k}^{\sigma_1 \dots \sigma_k}(\sigma)$ almost surely contains $\mathbf{L}(\eta_{\phi_1 \dots \phi_k}^{\sigma_1 \dots \sigma_k}, \sigma)$, so we need to show that $\mathbf{L}(\eta_{\phi_1 \dots \phi_k}^{\sigma_1 \dots \sigma_k}, \sigma)$ almost surely contains $\eta'([0, \sigma'])$. To this end, fix any η' stopping time τ' such that $\tau' < \sigma'$ almost surely; we will show that $\mathbf{P}[\eta'(\tau') \in \mathbf{L}(\eta_{\phi_1 \dots \phi_k}^{\sigma_1 \dots \sigma_k}, \sigma)] = 1$. This completes the proof since, by the continuity of η' , it suffices to have this result for a countable collection of stopping times (τ'_j) such that $\{\eta'(\tau'_j)\}$ is dense in $\eta'([0, \sigma'])$.

Let K'_t denote the hull of η' at time t , i.e. the complement of the unbounded connected component of $\mathcal{S} \setminus \eta'([0, t])$. We begin by applying a conformal map $\psi: \mathcal{S} \setminus (\eta_{\phi_1 \dots \phi_k}^{\sigma_1 \dots \sigma_k}([0, \sigma]) \cup K'_{\tau'}) \rightarrow \mathbf{H}$ which takes $\eta_{\phi_1 \dots \phi_k}^{\sigma_1 \dots \sigma_k}(\sigma)$ to 0 and $\eta'(\tau')$ to ∞ . The boundary data for the corresponding GFF $\tilde{h} := h \circ \psi^{-1} - \chi \arg(\psi^{-1})'$ on \mathbf{H} is shown in Figure 5.7 in the special case $k = 0$. Let z_- and z_+ be the images of the left and right sides of $K'_{\tau'} \cap \partial_U \mathcal{S}$, respectively. We may assume without loss of generality that $\tau' > 0$ almost surely, which in turn implies that $z_- < 0 < z_+$. We have only specified ψ up to rescaling since we have only fixed the image of the two boundary points $\eta_{\phi_1 \dots \phi_k}^{\sigma_1 \dots \sigma_k}(\sigma)$ and $\eta'(\tau')$. Thus by choosing the scaling factor to be large enough, we may assume without loss of generality that $z_- \leq -3$ and $z_+ \geq 3$.

It suffices to exhibit angles θ_j satisfying (5.3) and stopping times $(\tilde{\tau}_j)$ such that the flow line $\tilde{\eta}$ of the GFF \tilde{h} with angles $\theta_1, \dots, \theta_\ell$ and angle-change times $\tau_1, \dots, \tau_{\ell-1}$ is unbounded as $\ell \rightarrow \infty$. To this end, we let

$$\theta_j = (-1)^{j+1} \frac{1}{\chi} (\lambda - \lambda') = (-1)^{j+1} \frac{\pi}{2}.$$

Note that this particular choice may not lie in our fixed dense set of angles satisfying (5.3). It will be clear from the proof, however, that we can achieve the same effect by approximating the θ_j by elements of this set. Indeed, to see this, we just have to explain why an angle-varying flow line with angles contained in $\{-\frac{\pi}{2}, \frac{\pi}{2}\}$ can be approximated arbitrarily well by an angle-varying flow line with angles in a dense subset of $[-\frac{\pi}{2}, \frac{\pi}{2}]$. It suffices to explain why if $(\tilde{\theta}_n)$ is a sequence of angles in $[-\frac{\pi}{2}, \frac{\pi}{2}]$ which decrease to $-\frac{\pi}{2}$ as $n \rightarrow \infty$ then the sequence of flow lines with angles $\tilde{\theta}_n$ converge to the flow line of angle $-\frac{\pi}{2}$. Note that the SDE which describes the driving function for a flow line of angle $\tilde{\theta}_n$ is that of an $\text{SLE}_\kappa(\underline{\rho}_n)$ process which, for large n , has weights which are close to those which correspond to the driving function of the flow line with angle $-\frac{\pi}{2}$. It is thus a simple matter using the Girsanov theorem to see that the laws of the driving functions of the flow lines with $\tilde{\theta}_n$ converge to that of the driving function of the $-\frac{\pi}{2}$ angle flow line as $n \rightarrow \infty$. Moreover, by monotonicity, the flow lines themselves each drawn up to a fixed time t convergence almost surely (say, with respect to the Hausdorff topology after conformally mapping to a bounded domain) to a limiting hull. This gives a coupling of two growing families of hulls whose Loewner driving functions have the same law but with one almost surely to the left of the other. This can only be the case if the two processes are equal. Our stopping times will also not necessarily lie in our fixed dense subset of $(0, \infty)$, however, it will also be clear from the proof that the path we construct will still be contained in $\mathbf{L}(\eta_{\phi_1^{\sigma_1} \dots \phi_k^{\sigma_k}}, \sigma)$ by the continuity of our angle varying trajectories.

We now turn to the construction of $\tilde{\eta}$. Let $\tilde{\eta}_1$ be the flow line of $\tilde{h} + \theta_1 \chi$ which starts at 0 and let \tilde{W}^1 be its Loewner driving function. By Lemma 4.6, it follows that $\tilde{\eta}_1$ must hit \mathbf{R} to the left of $z_- \leq -3$ in finite time. Let $\tilde{\tau}_1$ be the first time t that $\tilde{W}_t^1 \leq -2$. Inductively let $\tilde{\eta}_j$ be the curve which traces along $\tilde{\eta}_{j-1}$ and then flows at angle θ_j starting at $\tilde{\eta}_{j-1}(\tilde{\tau}_{j-1})$ and \tilde{W}^j its Loewner driving function. Let $\tilde{\tau}_j$ be the first time t after $\tilde{\tau}_{j-1}$ that \tilde{W}_t^j enters $(-\infty, -2]$ (resp. $[2, \infty)$) if j is odd (resp. j is even). Then $\tilde{W}^j|_{t \geq \tilde{\tau}_{j-1}}$ is a solution to the $\text{SLE}_\kappa(\underline{\rho})$ SDE with $N+1$, $N := k+j+2$, force points on each side of 0 (this can be seen by reading off the boundary data for the GFF after mapping back and applying the change of coordinates formula). The first $k+j$ arise from the $k+j$ angle changes and the last 3 come from the initial choice of boundary data. Let $\tilde{V}_t^{i,q,j}$, $t \geq \tilde{\tau}_{j-1}$ for $q \in \{L, R\}$ and $1 \leq i \leq N+1$, denote the time evolution of the force points associated with $\tilde{W}^j|_{t \geq \tilde{\tau}_{j-1}}$.

To complete the proof, it suffices to show there exists i.i.d. non-negative random variables (Z_j) with $\mathbf{E}[Z_1] > 0$ such that, almost surely, $\tilde{\tau}_{2j} - \tilde{\tau}_{2j-1} \geq Z_j$ for all j . Indeed, the strong law of large numbers then implies

$$\tilde{\tau}_{2j} \geq \sum_{i=1}^j Z_i \rightarrow \infty \quad \text{almost surely as } j \rightarrow \infty,$$

hence the result follows from the diameter-capacity lower bound

$$\text{diam}(\tilde{\eta}_j([0, \tilde{\tau}_j]) \geq c\sqrt{\text{hcap}(\tilde{\eta}_j([0, \tilde{\tau}_j])} = c\sqrt{\tilde{\tau}_j}$$

(the inequality is [Law05, Equation 3.8] and the equality follows since our curve is parameterized by capacity).

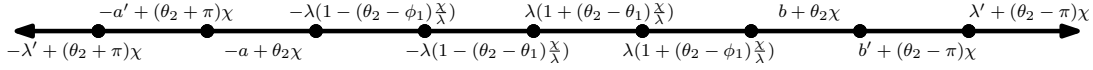


Figure 5.8: The boundary data for $\tilde{g}_{\tilde{\tau}_{j-1}}(\tilde{\eta}_j)$ in the special case $\ell = 2$ and $k = 1$.

Note that $\tilde{V}_{\tilde{\tau}_{j-1}}^{1,L,j} = [(-1)^{j+1}2]^-$, $\tilde{V}_{\tilde{\tau}_{j-1}}^{1,R,j} = [(-1)^{j+1}2]^+$ (the left and right sides of $(-1)^{j+1}2$, respectively), and $\tilde{V}_{\tilde{\tau}_{j-1}}^{i,q,j} = \tilde{V}_{\tilde{\tau}_{j-1}}^{i-1,q,j-1}$ for $q \in \{L, R\}$. Assume that j is even. By the monotonicity of the evolution of the $\tilde{V}_t^{i,q,j}$ ($\tilde{V}_t^{i,L,j}$ is decreasing in t and $\tilde{V}_t^{i,R,j}$ is increasing in t), it follows that $\tilde{V}_t^{i,L,j} \leq -2$ for all i and $t \geq \tilde{\tau}_{j-1}$ and $\tilde{V}_t^{i,R,j} \geq 2$ for all $i \geq 2$ and $t \geq \tilde{\tau}_{j-1}$. In particular, $\tilde{V}_t^{1,R,j}$ is the only force point which can bounce off of \tilde{W}_t^j for $t \geq \tilde{\tau}_{j-1}$ when \tilde{W}_t^j is in $[-1, 1]$ and all other force points have distance at least 1 to \tilde{W}_t^j . Let ξ_j be the first time t after $\tilde{\tau}_{j-1}$ that $\tilde{W}_t^j = 0$ and

$$\zeta_j = \inf\{t \geq \xi_j : \tilde{W}_t^j = 1\} \wedge (\xi_j + 1).$$

We are now going to check that \tilde{W}_t^j , $t \geq \xi_j$, satisfies the hypotheses of Lemma 5.10. Let $\rho = (\rho^L; \rho^R)$ denote the weights of the force points of \tilde{W}_t^j , $t \geq \tilde{\tau}_{j-1}$. For $1 \leq i \leq j-1$, note that

$$\rho^{i,R} = (\theta_{j-i+1} - \theta_{j-i})\frac{\chi}{\lambda} \quad \text{and} \quad \rho^{i,L} = -\rho^{i,R}$$

(see Figure 5.8 for an example of this when $\ell = 2$ and $k = 1$). In particular, by our choice of θ_i , the weights $\rho^{1,q}, \dots, \rho^{j-1,q}$, $q \in \{L, R\}$, only alternate in sign but have the same magnitude. Let $C_0 = |\rho^{1,L}|$. We have $|\tilde{W}_t^j - \tilde{V}_t^{i,q,j}|^{-1} \leq 1$ for $t \geq \tilde{\tau}_{j-1}$ when $\tilde{W}_t^j \in [-1, 1]$ for all $1 \leq i \leq j-1$ for $q = L$ and all $2 \leq i \leq j$ for $q = R$. Thus since $|\tilde{W}_t^j - \tilde{V}_t^{i,q,j}|^{-1}$ is decreasing in i for t, j fixed, when $\tilde{W}_t^j \in [-1, 1]$ we have

$$\left| \sum_{i=1}^{j-1} \frac{\rho^{i,L}}{\tilde{W}_t^j - \tilde{V}_t^{i,L,j}} \right| \leq C_0 \quad \text{and} \quad \left| \sum_{i=2}^{j-1} \frac{\rho^{i,R}}{\tilde{W}_t^j - \tilde{V}_t^{i,R,j}} \right| \leq C_0 \quad \text{for } t \geq \tilde{\tau}_{j-1}. \quad (5.7)$$

Moreover, there exists $C_1 > 0$ depending only on k, κ, a, b, a', b' , in particular not growing with j , such that

$$\left| \sum_{i=j}^{N+1} \frac{\rho^{i,L}}{\tilde{W}_t^j - \tilde{V}_t^{i,L,j}} \right| + \left| \sum_{i=j}^{N+1} \frac{\rho^{i,R}}{\tilde{W}_t^j - \tilde{V}_t^{i,R,j}} \right| \leq C_1 \quad \text{for } t \geq \tilde{\tau}_{j-1} \quad (5.8)$$

when $\widetilde{W}_t^j \in [-1, 1]$. Let $\mathcal{F}_t^j = \sigma(\widetilde{\eta}_j(s) : s \leq t)$. Applying Lemma 5.10, we see that $\mathbf{P}[\zeta_j - \xi_j \geq 1 \mid \mathcal{F}_{\xi_j}^j] \geq \rho_0 > 0$ for ρ_0 depending only on $C_0, C_1, \rho^{1,R}, \kappa$ which implies $\mathbf{P}[\widetilde{\tau}_{2j} - \widetilde{\tau}_{2j-1} \geq 1 \mid \mathcal{F}_{\xi_j}^j] \geq \rho_0 > 0$. This completes the proof. \square

Remark 5.11. The proof of Proposition 5.9 requires two inputs:

- (i) η' is almost surely a continuous path,
- (ii) $\eta_{\phi_1 \dots \phi_k}^{\sigma_1 \dots \sigma_k \tau_1 \dots \tau_\ell}$ almost surely hits the left side of $\eta'([0, \tau'])$ or the side of $\partial_U \mathcal{S}$ to the left of z_0 when $\theta_\ell = \frac{\pi}{2}$ and almost surely hits the right side of $\eta'([0, \tau'])$ or the side of $\partial_U \mathcal{S}$ to the right of z_0 when $\theta_\ell = -\frac{\pi}{2}$.

We will show in Section 7 that (i)–(ii) hold whenever the counterflow line η' and angle-varying flow line $\eta_{\phi_1 \dots \phi_k}^{\sigma_1 \dots \sigma_k}$ make sense (the SDEs for the Loewner driving processes have solutions). Combining this with Remark 5.8 implies that the light cone construction holds whenever η' makes sense (i.e., is an $\text{SLE}_\kappa(\underline{\rho}^L; \underline{\rho}^R)$ process with $\sum_{i=1}^j \rho^{i,q} > -2$ for all $1 \leq j \leq |\underline{\rho}^q|$ and $q \in \{L, R\}$).

Taking $\sigma \equiv 0$ in Proposition 5.9 allows us to construct the range of the entire counterflow line. We consider the result sufficiently important that we restate it as the following corollary.

Corollary 5.12. *The random set obtained by taking the closure of $\eta_{\theta_1 \dots \theta_\ell}^{\tau_1 \dots \tau_\ell}([0, \tau_\ell])$ as $\theta_1, \dots, \theta_\ell$ range over any countable dense subset of the interval (5.3) and τ_1, \dots, τ_ℓ over any countable dense subset of $(0, \infty)$ is almost surely equal to the range of the counterflow line η' starting at z_0 .*

We will now show that the entire path of the counterflow line η' is determined by the light cone, not just its range.

Proposition 5.13. *Almost surely, η' is determined by h .*

Proof. The proof of Proposition 5.9 implies that if η is any angle varying flow line with angles satisfying (5.3) and σ is an η stopping time then $\eta(\sigma)$ is almost surely contained in the range of η' . Moreover, we can realize the entire range of η' by taking the closure of $\Gamma' := \{\eta(\sigma) : (\eta, \sigma) \in \mathcal{D} \times \mathbf{Q}_+\}$ where \mathcal{D} is the set of angle varying flow lines with rational angles satisfying (5.3) and rational angle change times and $\mathbf{Q}_+ = \mathbf{Q} \cap (0, \infty)$. Proposition 5.9 also allows us to order Γ' according to the order in which $\eta(\sigma)$, $(\eta, \sigma) \in \mathcal{D} \times \mathbf{Q}_+$, is traced by η' . Indeed, we can associate with the pair $(\eta, \sigma) \in \mathcal{D} \times \mathbf{Q}_+$ the light cone $\mathbf{L}(\eta, \sigma)$ of angle varying flow lines starting at $\eta(\sigma)$ with angles restricted by (5.3). We know that $\mathbf{L}(\eta, \sigma)$ is equal to the range of η' stopped when it first hits $\eta([0, \sigma])$ (the point of intersection is always $\eta(\sigma)$). This implies that if $(\eta, \sigma), (\widetilde{\eta}, \widetilde{\sigma}) \in \mathcal{D} \times \mathbf{Q}_+$, then we almost surely have that either $\mathbf{L}(\eta, \sigma) \subseteq \mathbf{L}(\widetilde{\eta}, \widetilde{\sigma})$ or $\mathbf{L}(\widetilde{\eta}, \widetilde{\sigma}) \subseteq \mathbf{L}(\eta, \sigma)$. That is, the sets $\mathbf{L}(\eta, \sigma)$ are ordered by inclusion — which in turn orders η' . \square

We finish this section by making two remarks. Our first remark is that we only needed to make use of maximal angles in the proof of Proposition 5.9, though the range of η' still of course contains those angle varying flow lines in which the angles take on intermediate values. If $\eta_{\theta_1 \dots \theta_k}^{\tau_1 \dots \tau_k}$ is an angle varying flow line with angle change times $\tau_1, \dots, \tau_{k-1}$ where the θ_i satisfy (5.3) and $\theta_i = \frac{1}{\chi}(\lambda - \lambda') = \frac{\pi}{2}$, then $\eta_{\theta_1 \dots \theta_k}^{\tau_1 \dots \tau_k}|_{[\tau_{i-1}, \tau_i]}$ traces the left boundary of η' stopped at the time σ' it first hits $\eta_{\theta_1 \dots \theta_k}^{\tau_1 \dots \tau_k}([0, \tau_{i-1}])$ starting from $\eta'(\sigma')$. The same is also true if $\theta_i = \frac{1}{\chi}(\lambda' - \lambda) = -\frac{\pi}{2}$ but with left replaced by right. Thus we can view the light cone construction of η' as a refinement of SLE duality, as described in Section 4. (We remark that the simulations in Figures 1.13 – 1.18 were generated using maximal angle changes). A flow line with an intermediate angle θ can be thought of as an angle-varying flow line which only takes maximal angles, but oscillates between going maximally left and right at infinitesimal scales, with the rate of oscillation depending on the particular value of θ .

Second, suppose that $\underline{\theta} \leq \bar{\theta}$ are fixed angles. Then we define $\mathbf{L}(\underline{\theta}, \bar{\theta})$ to be the closure of the set of points which are accessible by angle-restricted trajectories with rational angles which lie in the interval $[\underline{\theta}, \bar{\theta}]$ and with positive rational angle change times. Lemma 5.7 implies that if $\underline{\theta} \geq -\frac{\pi}{2}$ and $\bar{\theta} \leq \frac{\pi}{2}$, then $\mathbf{L}(\underline{\theta}, \bar{\theta})$ is almost surely contained in the counterflow line η' . We are now going to argue that, in this case, $\mathbf{L}(\underline{\theta}, \bar{\theta})$ is actually almost surely determined by η' when $\kappa \in (2, 4)$. In particular, if $\theta \in [-\frac{\pi}{2}, \frac{\pi}{2}]$, then the flow line η_θ with angle θ is almost surely determined by η' . To see this, we first note that since $\kappa \in (2, 4)$ it follows that $\kappa' = 16/\kappa \in (4, 8)$. This implies that the range of η' almost surely satisfies the hypothesis of Lemma 3.10 (see [RS05, Theorem 8.1]), which in turn implies that the law of h given η' is the same as the law of h given both η' and $h|_{\eta'}$. (We emphasize here that we are conditioning h on η' as a curve as opposed to the range of η' as a set.) Since $\mathbf{L}(\underline{\theta}, \bar{\theta})$ is almost surely contained in η' , Proposition 3.9 implies that the law of h given η' is equal to the law of h given both η' and $\mathbf{L}(\underline{\theta}, \bar{\theta})$. This implies that h and $\mathbf{L}(\underline{\theta}, \bar{\theta})$ are conditionally independent given η' . Since $\mathbf{L}(\underline{\theta}, \bar{\theta})$ is almost surely determined by h (Lemma 5.6), this, in turn, implies that $\mathbf{L}(\underline{\theta}, \bar{\theta})$ is almost surely determined by η' . (If h and a function of h are conditionally independent given η' , then that function of h must be determined by η' .)

Proposition 5.14. *Suppose that $\kappa \in (2, 4)$ so that $\kappa' \in (4, 8)$. For any $-\frac{\pi}{2} \leq \underline{\theta} \leq \bar{\theta} \leq \frac{\pi}{2}$, η' almost surely determines $\mathbf{L}(\underline{\theta}, \bar{\theta})$. In particular, η' almost surely determines η_θ for any $-\frac{\pi}{2} \leq \theta \leq \frac{\pi}{2}$ and η' almost surely determines \mathbf{F} where \mathbf{F} is the closure of $\cup_{\theta} \eta_\theta$ where the union is over any fixed, countable dense subset of $[-\frac{\pi}{2}, \frac{\pi}{2}]$.*

6 Interacting flow lines

Suppose that h is a GFF on \mathbf{H} with boundary data as in Figure 6.1. For each θ , let η_θ be the flow line of h with angle θ , i.e. the flow line of $h + \theta\chi$ from 0 to ∞ . Fix $\theta_1 < \theta_2$ and assume $a, b > 0$ are large enough so that Proposition 5.5 is applicable to η_{θ_1} and

η_{θ_2} (the exact values of a, b will not be important for the applications we have in mind in Section 7). We know from Proposition 5.5 that η_{θ_1} almost surely is to the right of η_{θ_2} . It may be that η_{θ_1} intersects η_{θ_2} , depending on the choice of θ_1, θ_2 . The purpose of this section is to rule out pathological behavior in the conditional mean of h given $\eta_{\theta_1}, \eta_{\theta_2}$ (Section 6.1), in particular when they intersect, and to show that the Loewner driving function of η_{θ_1} viewed as a path in the right connected component of $\mathbf{H} \setminus \eta_{\theta_2}$ exists and is continuous (Section 6.2) and likewise when the roles of η_{θ_1} and η_{θ_2} are swapped. We will also explain how similar results can be obtained in the setting of multiple flow lines as well as counterflow lines. We will use these results in Section 7 to compute the conditional law of one path given the realization of a configuration of other paths, even if they intersect.

We emphasize that, throughout this section, the results we will state and prove will be for paths which do not intersect the boundary. The reason for this restriction is that this is the class of boundary data for which we have the almost sure continuity of flow and counterflow lines at this point in the article (recall Remark 2.3 and [RS05]) as well as the results of Section 4 and Section 5. Upon establishing Theorems 1.2-1.5 in Section 7, the arguments we present here will imply that the conditional mean of the field given any configuration of flow and counterflow lines does not exhibit pathological behavior and that the Loewner driving function of one path given the realization of a configuration of other paths exists and is continuous, at least until there is a crossing.

6.1 The conditional mean

By Proposition 3.7, we know that $\eta_{\theta_1} \cup \eta_{\theta_2}$ (as a slight abuse of notation, throughout we will use η_{θ_i} to denote both the path and its range) is a local set for h . Indeed, as a consequence of the special case of Theorem 1.2 we proved in Section 4.2, the conditionally independent union of η_{θ_1} and η_{θ_2} given h is almost surely the same as the usual union since η_{θ_1} and η_{θ_2} are both almost surely determined by h . Recall that if A is a local set for h , then \mathcal{C}_A is equal to the conditional mean of h given \mathcal{A} (see Section 3.2). By the continuity of η_{θ_1} and η_{θ_2} (recall Remark 2.3), we know that all of the connected components of $\eta_{\theta_1} \setminus \eta_{\theta_2}$ and $\eta_{\theta_2} \setminus \eta_{\theta_1}$ are larger than a single point. Consequently, by Proposition 3.8, we know the boundary behavior of $\mathcal{C}_{\eta_{\theta_1} \cup \eta_{\theta_2}}$ away from $\eta_{\theta_1} \cap \eta_{\theta_2}$: if $z \in \eta_{\theta_1} \setminus \eta_{\theta_2}$ and (z_k) is a sequence in $\mathbf{H} \setminus (\eta_{\theta_1} \cup \eta_{\theta_2})$ converging to z then

$$\mathcal{C}_{\eta_{\theta_1} \cup \eta_{\theta_2}}(z_k) - \mathcal{C}_{\eta_{\theta_1}}(z_k) \rightarrow 0 \quad \text{as } k \rightarrow \infty \quad \text{almost surely}$$

and vice-versa when the roles of η_{θ_1} and η_{θ_2} are swapped. Proposition 3.8 implies the same is true at those points z which are at a positive distance from either $\eta_{\theta_1} \setminus \eta_{\theta_2}$ or $\eta_{\theta_2} \setminus \eta_{\theta_1}$ and are contained in a connected component of $\eta_{\theta_1} \cap \eta_{\theta_2}$ which consists of more than one point. Also, Proposition 3.9 gives us that the boundary behavior of $\mathcal{C}_{\eta_{\theta_1} \cup \eta_{\theta_2}}$ agrees with that of $\mathcal{C}_{\eta_{\theta_1}}$ (resp. $\mathcal{C}_{\eta_{\theta_2}}$) to the right (resp. left) of η_{θ_1} (resp. η_{θ_2}). This leaves

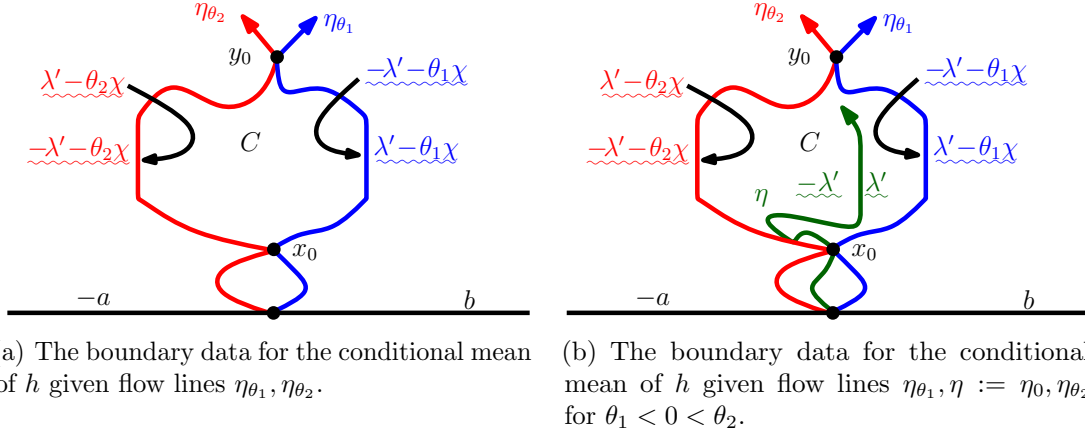


Figure 6.1: Suppose that $\theta_1 < \theta_2$ and η_{θ_i} is the flow line of a GFF on \mathbf{H} with the boundary data depicted above with angle θ_i . Assume θ_1, θ_2 and the boundary data of h are chosen so that Proposition 5.5 applies to $\eta_{\theta_1}, \eta_{\theta_2}$. Since $\eta_{\theta_1} \cup \eta_{\theta_2}$ is a local set for h , Proposition 3.9 implies that the boundary behavior of $\mathcal{C}_{\eta_{\theta_1} \cup \eta_{\theta_2}}$ agrees with that of $\mathcal{C}_{\eta_{\theta_2}}$ to the left of η_{θ_2} and with that of $\mathcal{C}_{\eta_{\theta_1}}$ to the right of η_{θ_1} . Proposition 3.8 implies the same in the connected components of $\mathbf{H} \setminus (\eta_{\theta_1} \cup \eta_{\theta_2})$ which lie between η_{θ_1} and η_{θ_2} , except at those points where η_{θ_1} intersects η_{θ_2} . (There can only be two such points on the boundary of such a component, as illustrated.) In Proposition 6.1, we will show that these intersection points do not introduce pathological behavior into the conditional mean. The same result also holds when we consider multiple flow lines (see the right panel for the case $\theta_1 < 0 < \theta_2$ and $\eta := \eta_0$), as explained in Remark 6.7.

us to determine the boundary behavior of $\mathcal{C}_{\eta_{\theta_1} \cup \eta_{\theta_2}}$ in between η_{θ_1} and η_{θ_2} at intersection points of η_{θ_1} and η_{θ_2} . This is the purpose of the next proposition. Throughout, we let

$$A(t) = \eta_{\theta_1}([0, t]) \cup \eta_{\theta_2} \quad \text{and} \quad \mathcal{F}_t = \sigma(\eta_{\theta_1}(s) : s \leq t, \eta_{\theta_2}). \quad (6.1)$$

Proposition 6.1. *Fix an \mathcal{F}_t -stopping time τ . Let \tilde{h} be distributed according to the conditional law of h given $A(\tau)$ and let C be any connected component of $\mathbf{H} \setminus A(\tau)$ which is to the right of η_{θ_2} . Let $\partial C_{i,L}$ (resp. $\partial C_{i,R}$) be the part of ∂C which is contained in the left (resp. right) side of η_{θ_i} . Let x_0 (resp. y_0) be the point on ∂C which is visited first (resp. last) by η_{θ_2} and let $\varphi: C \rightarrow \mathbf{H}$ be a conformal transformation which takes x_0 (resp. y_0) to 0 (resp. ∞). Let \mathfrak{g}_C be the function which is harmonic in \mathbf{H} with boundary values*

$$-\lambda - \theta_i \chi \quad \text{on} \quad \varphi(\partial C_{i,R}), \quad \lambda + \theta_i \chi \quad \text{on} \quad \varphi(\partial C_{i,L}), \quad \text{and} \quad b \quad \text{on} \quad \varphi((0, \infty))$$

and let $\mathfrak{h}_C = \mathfrak{g}_C \circ \varphi - \chi \arg \varphi'$ (where the branch of $\arg \varphi'$ is chosen so that the boundary values of \mathfrak{h}_C agree with those of the conditional law of h given either η_{θ_1} or η_{θ_2} on a segment of ∂C which agrees with either η_{θ_1} or η_{θ_2}). Then the law of $\tilde{h}|_C$ is equal to that

of the sum of a zero boundary GFF in C plus \mathfrak{h}_C . In particular, there is no singular contribution to \mathfrak{h}_C coming from the intersection points of the paths.

We note that the choice of the branch of the argument of $\arg \varphi'$ in the statement of Proposition 6.1 is well-defined because Proposition 3.8 implies that the boundary behavior of $\tilde{h}|_C$ agrees with that of h given η_{θ_1} (resp. η_{θ_2}) along the part of ∂C which agrees with η_{θ_1} (resp. η_{θ_2}), except possibly at two exceptional points. (In fact, the proof of Proposition 6.1 will in fact rule out such exceptional behavior.)

See Figure 6.1 for an illustration of the boundary data described in the statement of Proposition 6.1. The main step in the proof is to show for $z \in \mathbf{H} \setminus \eta_{\theta_2}$ that $\mathcal{C}_{A(t)}(z)$ has a modification which is continuous in t up until the first time η_{θ_1} hits z . Roughly, this suffices since pathological behavior in $\mathcal{C}_{\eta_{\theta_1} \cup \eta_{\theta_2}}$ at a point $z_0 = \eta_{\theta_1}(t_0)$ for a time t_0 when η_{θ_1} intersects η_{θ_2} would correspond to a discontinuity in $\mathcal{C}_{A(t)}(z)$ at t_0 . We begin by proving the following lemma, which implies that $A(\tau)$ is a local set for h for every \mathcal{F}_t -stopping time τ .

Lemma 6.2. *Suppose that η_1, \dots, η_k are continuous paths such that for each $1 \leq i \leq k$, we have that*

1. $\eta_i([0, \tau])$ is a local set for h for every η_i -stopping time τ and
2. η_i is almost surely determined by h .

Suppose that τ_1 is a stopping time for η_1 and, for each $2 \leq j \leq k$, inductively let τ_j be a stopping time for the filtration \mathcal{F}_t^j generated by $\eta_1|_{[0, \tau_1]}, \dots, \eta_{j-1}|_{[0, \tau_{j-1}]}$ and $\eta_j(s)$ for $s \leq t$. Then $\cup_{i=1}^k \eta_i([0, \tau_i])$ is a local set for h .

Proof. Let $A_j = \cup_{i=1}^j \eta_i([0, \tau_i])$. Fix $U \subseteq \mathbf{H}$ open. We are going to prove that $A_j \cap U = \emptyset$ is almost surely determined by the projection h_{U^c} of h onto $H^\perp(U)$ and that, on the event $A_j \cap U = \emptyset$, A_j is itself almost surely determined by h_{U^c} . This suffices by characterization (i) of local sets given in Lemma 3.6, which we will in turn check by induction on the number of paths. The hypotheses of the lemma imply this is true for $j = 1$. Suppose the result holds for $j - 1$ paths for $j \geq 2$ fixed. We will now show that it holds for j paths. Let τ_j^U be the infimum of times in which η_j is in U . We claim that the hypotheses of the lemma imply that $\eta_j([0, \tau_j^U])$ is almost surely determined by h_{U^c} . Indeed, this follows because $\eta_j([0, \tau_j^U])$ is both almost surely determined by h and local for h . In particular, since the projections h_U and h_{U^c} of h onto $H(U)$ and $H^\perp(U)$ together determine h , it follows that h_U, h_{U^c} together almost surely determine $\eta_j([0, \tau_j^U])$. On the other hand, since $\eta_j([0, \tau_j^U])$ is local for h and almost surely does not intersect U , it follows that the conditional law of h_U given h_{U^c} is equal to the conditional law of h_U given both h_{U^c} and $\eta_j([0, \tau_j^U])$. That is, h_U and $\eta_j([0, \tau_j^U])$ are conditionally independent given h_{U^c} . Combining these two observations proves the claim.

Observe

$$\{A_j \cap U = \emptyset\} = \{A_{j-1} \cap U = \emptyset\} \cap \{\tau_j \leq \tau_j^U\}$$

and that $\{\tau_j \leq \tau_j^U\}$ is almost surely determined by A_{j-1} and h_{U^c} . Thus on the event $\{A_{j-1} \cap U = \emptyset\}$, we have that $\{\tau_j \leq \tau_j^U\}$ is almost surely determined by h_{U^c} so that the event $\{A_j \cap U = \emptyset\}$ is almost surely determined by h_{U^c} . Moreover, on $\{A_j \cap U = \emptyset\}$, we have that A_j is almost surely determined by h_{U^c} . This completes the proof of the induction step. \square

We next prove the following simple lemma, which says that if X, Y are independent, Y is Gaussian, and $X + Y$ is Gaussian, then X is Gaussian as well.

Lemma 6.3. *Suppose that X, Y are independent random variables such that $Y \sim N(\mu_Y, \sigma_Y^2)$ and $Z := X + Y \sim N(\mu_Z, \sigma_Z^2)$. Then $X \sim N(\mu_X, \sigma_X^2)$ where $\mu_X = \mu_Z - \mu_Y$ and $\sigma_X^2 = \sigma_Z^2 - \sigma_Y^2$.*

Proof. The proof follows from the calculus of characteristic functions. Indeed, we know that

$$\mathbf{E}[e^{i\lambda Y}] = e^{i\lambda\mu_Y - \lambda^2\sigma_Y^2/2} \quad \text{and} \quad \mathbf{E}[e^{i\lambda Z}] = e^{i\lambda\mu_Z - \lambda^2\sigma_Z^2/2}.$$

Since X is independent of Y , we have

$$\mathbf{E}[e^{i\lambda Z}] = \mathbf{E}[e^{i\lambda X}] \mathbf{E}[e^{i\lambda Y}],$$

which allows us to solve for $\mathbf{E}[e^{i\lambda X}]$ to see that

$$\mathbf{E}[e^{i\lambda X}] = e^{i\lambda(\mu_Z - \mu_Y) - \lambda^2(\sigma_Z^2 - \sigma_Y^2)/2}.$$

\square

Suppose that $D \subseteq \mathbf{C}$ is a non-trivial simply connected domain and that $z \in D$ is fixed. Recall that the conformal radius $C(z; D)$ is the quantity $|\varphi'(0)|$ where φ is a conformal transformation which takes the unit disk \mathbf{D} to D with $\varphi(0) = z$. By the Koebe-1/4 Theorem [Law05, Theorem 3.16], the ratio between the conformal radius of z and the distance of z to ∂D is contained in $[\frac{1}{4}, 4]$. Suppose that h is a GFF on D (with boundary conditions which are not necessarily equal to 0) and let \mathcal{C} be the function which is harmonic in D and has the same boundary data as h . The following lemma gives us the law of $\mathcal{C}_A(z)$ for a local set A in terms of $C(z; D)$, $C(z; D \setminus A)$, and $\mathcal{C}(z)$.

Lemma 6.4. *Suppose that $D \subseteq \mathbf{C}$ is a non-trivial, simply connected domain. Let h be a GFF on D and fix $z \in D$. Suppose that A is a local set for h such that $D \setminus A$ is simply connected and $C(z; D \setminus A)$ is almost surely constant and positive. Then $\mathcal{C}_A(z)$ is distributed as a Gaussian random variable with mean $\mathcal{C}(z)$ and variance $\log C(z; D) - \log C(z; D \setminus A)$.*

Proof. The Koebe 1/4 theorem [Law05, Theorem 3.16] implies there exists non-random $\epsilon > 0$ such that, almost surely, $B(z, 2\epsilon) \subseteq D \setminus A$. Let h_ϵ denote the average of h on $\partial B(z, \epsilon)$ (the construction and properties of the circle average process are explained in detail in [DS11, Section 3]). By [DS11, Proposition 3.2], we know that $h_\epsilon(z) \sim N(\mathcal{C}(z), -\log \epsilon + \log C(z; D))$. Since A is a local set for h , we can write $h = h_1 + h_2$ where h_1 is harmonic on $D \setminus A$ and the conditional law of h_2 given h_1 is that of a zero-boundary GFF on $D \setminus A$. Since h_1 is harmonic in $D \setminus A$, we note that $h_1(z)$ is equal to the average of its values on $\partial B(z, \epsilon)$. Moreover, we have that $\mathbf{E}[h_\epsilon(z) | \mathcal{A}] = h_1(z)$. Consequently, we have that $h_\epsilon(z) - \mathbf{E}[h_\epsilon(z) | \mathcal{A}]$ is equal to the average of h_2 on $\partial B(z, \epsilon)$. Therefore it follows that $h_\epsilon(z) - \mathbf{E}[h_\epsilon(z) | \mathcal{A}]$ given \mathcal{A} follows the $N(0, -\log \epsilon + \log C(z; D \setminus A))$ distribution. This implies that

$$h_\epsilon(z) - \mathbf{E}[h_\epsilon(z) | \mathcal{A}] \sim N(0, -\log \epsilon + \log C(z; D \setminus A))$$

(no longer conditioning on \mathcal{A} ; recall that $C(z; D \setminus A)$ is almost surely constant). Since $\mathbf{E}[h_\epsilon(z) | \mathcal{A}]$ is independent of $h_\epsilon(z) - \mathbf{E}[h_\epsilon(z) | \mathcal{A}]$ (as the former is determined by \mathcal{A} and the latter is independent of \mathcal{A}), Lemma 6.3 implies that

$$\mathbf{E}[h_\epsilon(z) | \mathcal{A}] \sim N(\mathcal{C}(z), \log C(z; D) - \log C(z; D \setminus A)).$$

Since $\mathcal{C}_A(z)$ is harmonic in $D \setminus A$, we know that $\mathcal{C}_A(z) = \mathbf{E}[h_\epsilon(z) | \mathcal{A}]$ almost surely, which proves the lemma. \square

From Lemma 6.4 we obtain the following, which roughly says that the conditional mean at a fixed point given an increasing family of local sets evolves as a Brownian motion when it is parameterized by the log conformal radius:

Proposition 6.5. *Suppose that $D \subseteq \mathbf{C}$ is a non-trivial simply connected domain. Let h be a GFF on D and suppose that $(Z(t) : t \geq 0)$ is an increasing family of closed sets such that*

- (i) $D \setminus Z(t)$ is simply connected for each $t \geq 0$ and
- (ii) $Z(\tau)$ is local for h for every Z -stopping time τ .

Suppose that $z \in D$ is such that $C(z; D \setminus Z(t))$ is almost surely continuous and strictly decreasing in t . Then $\mathcal{C}_{Z(t)}(z) - \mathcal{C}_{Z(0)}(z)$ has a modification which is a Brownian motion when parameterized by $\log C(z; D \setminus Z(0)) - \log C(z; D \setminus Z(t))$ up until the first time $\tau(z)$ that $Z(t)$ accumulates at z . Moreover, with $S = \{(t, z) : C(z; D \setminus Z(t)) > 0\}$ we have that the map $(t, z) \mapsto \mathcal{C}_{Z(t)}(z)$ has a modification which is almost surely continuous.

Proof. For each $s > 0$ let

$$\tau_s(z) = \inf\{t \geq 0 : \log C(z; D \setminus Z(0)) - \log C(z; D \setminus Z(t)) = s\}.$$

Fix $s_1 < s_2$. Then Lemma 6.4 implies that

$$\mathcal{C}_{Z(\tau_{s_2}(z))}(z) - \mathcal{C}_{Z(\tau_{s_1}(z))}(z) \sim N(0, s_2 - s_1).$$

Since $\mathcal{C}_{Z(\tau_{s_2}(z))}(z) - \mathcal{C}_{Z(\tau_{s_1}(z))}(z)$ is independent of $\mathcal{C}_{Z(\tau_{s_1}(z))}(z)$, the first part of the proposition follows since $\mathcal{C}_{Z(\tau_s(z))}(z)$ has the same finite dimensional distributions as a standard Brownian motion. This, in particular, implies that $\mathcal{C}_{Z(t)}(z)$ has a modification which is continuous in t .

That $\mathcal{C}_{Z(t)}(z)$ has a modification which is jointly continuous in t and z is a consequence of the proof given in [DS11, Section 3] that the circle average process $h_\epsilon(z)$ has a modification which is jointly continuous in ϵ and z . Fix $T > 0$ and $w \in B(z, \frac{1}{16}e^{-T})$ and $\epsilon \in (0, \frac{1}{16}e^{-T})$. Then for $s, t \in [0, T]$ and $p \geq 2$, we have for some constants $c_1, c_2 > 0$ that

$$\begin{aligned} & \mathbf{E}[|\mathcal{C}_{Z(\tau_s(z))}(z) - \mathcal{C}_{Z(\tau_t(z))}(w)|^p] \\ & \leq c_1 (\mathbf{E}[|\mathcal{C}_{Z(\tau_s(z))}(z) - \mathcal{C}_{Z(\tau_t(z))}(z)|^p] + \mathbf{E}[|\mathcal{C}_{Z(\tau_t(z))}(z) - \mathcal{C}_{Z(\tau_t(z))}(w)|^p]) \\ & \leq c_2 (|t - s|^{p/2} + \mathbf{E}[|\mathbf{E}[h_\epsilon(z) - h_\epsilon(w) | \mathcal{A}_t]|^p]) \end{aligned}$$

where \mathcal{A}_t is as in Section 3.2 for the local set $Z(\tau_t(z))$. By Jensen's inequality, the second term is bounded from above by $c_2 \mathbf{E}[|h_\epsilon(z) - h_\epsilon(w)|^p]$. The moments of this type are bounded in the proof of [DS11, Proposition 3.1] (see also [DS11, Proposition 3.2]). The final claim of the proposition then follows from the Kolmogorov-Centsov theorem. \square

We now have all of the ingredients to complete the proof of Proposition 6.1.

Proof of Proposition 6.1. We first assume we are in the setting of Proposition 5.5, so that h is a GFF on the strip \mathcal{S} rather than \mathbf{H} . The result for the GFF on \mathbf{H} follows from absolute continuity (Proposition 3.4). Note that $A(\tau)$ (recall the definition of $A(t)$ from (6.1)) is a local set for h by Lemma 6.2 applied for the case $k = 2$.

We start by working in the special case $\tau = \infty$ and we let $A = A(\infty) = \eta_{\theta_1} \cup \eta_{\theta_2}$. First of all, since η_{θ_1} and η_{θ_2} are almost surely continuous, the connected components of $\eta_{\theta_1} \setminus \eta_{\theta_2}$ and $\eta_{\theta_2} \setminus \eta_{\theta_1}$ consist of more than a single point. Consequently, by Proposition 3.7 and Proposition 3.8, we know that $\mathcal{C}_A - \mathcal{C}_{\eta_{\theta_1}}$ tends to zero along any sequence of points (z_k) which converges to a point that is contained in $\eta_{\theta_1} \setminus \eta_{\theta_2}$ or to a point in a connected component of $\eta_{\theta_1} \cap \eta_{\theta_2}$ which contains more than a single point and is at a positive distance from either $\eta_{\theta_1} \setminus \eta_{\theta_2}$ or $\eta_{\theta_2} \setminus \eta_{\theta_1}$. Proposition 3.9 implies the same if (z_k) converges to a point on the right side of $\eta_{\theta_1}|_{[0, \tau]}$. Likewise, $\mathcal{C}_A - \mathcal{C}_{\eta_{\theta_2}}$ converges to zero along any sequence of points (z_k) which converges to a point in either $\eta_{\theta_2} \setminus \eta_{\theta_1}$ or to the left side of η_{θ_2} . Fix a component C of $\mathbf{H} \setminus A$. Then this implies that \mathcal{C}_A agrees with \mathfrak{h}_C if C is either the unbounded connected component which lies to the right of η_{θ_1} or to the left of η_{θ_2} .

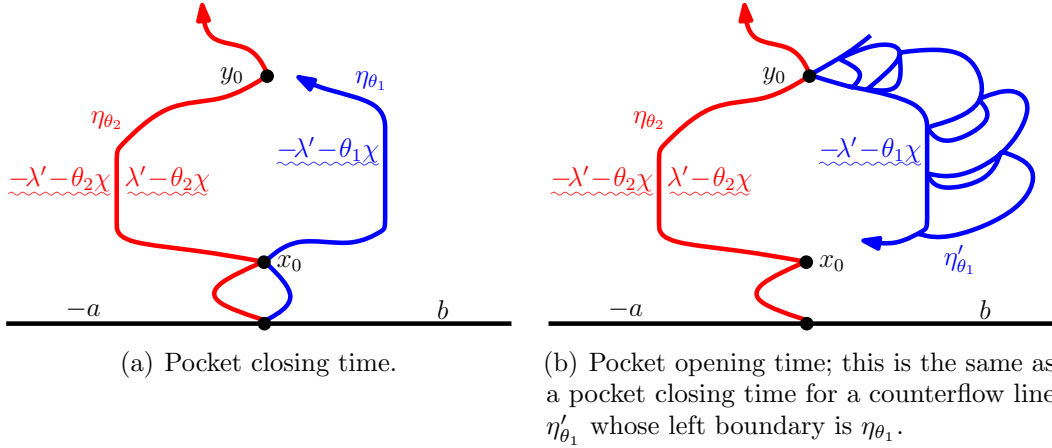


Figure 6.2: Suppose that we have the same setup as in Figure 6.1 and that C is a connected component of $\mathbf{H} \setminus (\eta_{\theta_1} \cup \eta_{\theta_2})$ which lies between η_{θ_1} and η_{θ_2} . By the discussion in Figure 6.1, we know the behavior of $\mathcal{C}_{\eta_{\theta_1} \cup \eta_{\theta_2}}$ in C away from x_0 and y_0 , the first and last points of ∂C traced by η_{θ_1} , respectively. To rule out pathological behavior near x_0, y_0 , with $A(t) = \eta_{\theta_1}([0, t]) \cup \eta_{\theta_2}$, we first prove that $\mathcal{C}_{A(t)}$ has a modification which is continuous in t . We argue that the conditional mean does not behave pathologically at y_0 (illustrated in the left panel above) by taking a limit as t increases to the time η_{θ_1} closes the pocket C opened at x_0 and invoking the continuity of $\mathcal{C}_{A(t)}$. At the pocket opening point x_0 , we can rule out pathological behavior by using that η_{θ_1} is almost surely the left boundary of a counterflow line η'_{θ_1} (see the right panel) so that x_0 is a pocket closing point of η'_{θ_1} and an analogous continuity argument.

Suppose that C is a bounded and connected component of $\mathcal{S} \setminus A$. Then ∂C has two special points, say x_0, y_0 which are contained in both the ranges of η_{θ_1} and η_{θ_2} . To complete the proof for $\tau = \infty$ in this case, we just need to show that the boundary behavior of \mathcal{C}_A agrees with \mathfrak{h}_C at x_0 and y_0 . Assume $x_0 = \eta_{\theta_1}(s_0)$ and $y_0 = \eta_{\theta_1}(t_0)$ for $s_0 < t_0$. Proposition 6.5 implies $\mathcal{C}_{A(t)}(z)$ has a modification which is continuous in both t and z since we know that $A(\sigma)$ is local for any \mathcal{F}_t -stopping time σ and η_{θ_1} is continuous (recall Remark 2.3).

We can express $\mathcal{C}_{A(t)}(z)$ explicitly as follows. For each t , we let C_t be the component of $\mathbf{H} \setminus A(t)$ which contains C . We note that x_0 corresponds to two prime ends on ∂C_t . We shall abuse notation in what follows and write x_0 for the prime end on ∂C_t which corresponds to the boundary point of ∂C (as opposed to the prime end which corresponds to a boundary point of the component of $\mathbf{H} \setminus \eta_{\theta_1}$ which is to the right of η_{θ_1}). Let φ_t be the conformal map from C_t to \mathbf{H} which takes x_0 to 0, y_0 to ∞ , and a given point w_0 on $\partial C \cap \eta_{\theta_2}$ which is distinct from x_0, y_0 to -1 . We assume that w_0 does not change with t . Let \mathfrak{g}_t be the function which is harmonic in \mathbf{H} with boundary values given by $\lambda - \theta_2\chi$ on \mathbf{R}_- , $-\lambda - \theta_1\chi$ on the image of the left side of $\eta_{\theta_1}([0, t])$ under φ_t ,

$\lambda - \theta_1\chi$ on the image of the right side of $\eta_{\theta_1}([0, t])$ under φ_t , and b on $\varphi_t(\mathbf{R}_+)$. Then $\mathfrak{g}_t \circ \varphi_t - \chi \arg \varphi_t'$ is harmonic in C_t .

We claim that $\mathfrak{g}_t \circ \varphi_t - \chi \arg \varphi_t'$ has the same boundary behavior as $\mathcal{C}_{A(t)}$ except possibly at x_0 (as we have not yet ruled out pathological boundary behavior at x_0). That is, $\mathcal{C}_{A(t)} - (\mathfrak{g}_t \circ \varphi_t - \chi \arg \varphi_t')$ is harmonic in C_t with zero boundary values on $\partial C_t \setminus \{x_0\}$. To see this, we note that Proposition 3.8 implies that this is the case at points on $\partial C_t \setminus \{x_0\}$ which are also contained in the ranges of η_{θ_1} and η_{θ_2} after the paths have visited x_0 . Moreover, Proposition 3.8 implies that $\mathcal{C}_{A(t)}$ has the same boundary behavior as \mathcal{C}_A at points on the right side of $\eta_{\theta_1}([0, t])$ and Proposition 3.9 implies that \mathcal{C}_A restricted to the component of $\mathbf{H} \setminus \eta_{\theta_1}$ which is to the right of η_{θ_1} is equal to $\mathcal{C}_{\eta_{\theta_1}}$. Combining implies the claim.

As $t \uparrow t_0$, we note that \mathfrak{g}_t converges locally uniformly to the function which is harmonic in \mathbf{H} with boundary values given by $\lambda - \theta_2\chi$ on \mathbf{R}_- and $-\lambda - \theta_1\chi$ on \mathbf{R}_+ . Moreover, φ_t converges locally uniformly to the unique conformal transformation $C \rightarrow \mathbf{H}$ which takes x_0 to 0, y_0 to ∞ , and w_0 to -1 . Therefore $\mathfrak{g}_t \circ \varphi_t - \chi \arg \varphi_t'$ converges locally uniformly to \mathfrak{h}_C as $t \uparrow t_0$. Combining, we see that, as $t \uparrow t_0$, $\mathcal{C}_{A(t)} - \mathfrak{h}_C$ converges to a function which is harmonic in C whose boundary values on $\partial C \setminus \{x_0\}$ are equal to 0. By the continuity of $\mathcal{C}_{A(t)}$ in t and z , this implies that $\mathcal{C}_A - \mathfrak{h}_C$ is harmonic in C with boundary values on $\partial C \setminus \{x_0\}$ are equal to 0. This leaves us to deal with the boundary behavior near x_0 .

Let η'_{θ_1} be the counterflow line as in the proof of Proposition 5.5 whose left boundary is almost surely η_{θ_1} . Note that C is a bounded and connected component of $\mathcal{S} \setminus A$ if and only if it is a bounded connected component of $\mathcal{S} \setminus (\eta'_{\theta_1} \cup \eta_{\theta_2})$ whose boundary contains arcs from both η'_{θ_1} and η_{θ_2} . Since η_{θ_1} is almost surely the left boundary of η'_{θ_1} , it follows from Proposition 3.9 that $\mathcal{C}_{\eta'_{\theta_1} \cup \eta_{\theta_2}}(z) = \mathcal{C}_A(z)$ for all $z \in C$. An analogous continuity argument implies $\mathcal{C}_{\eta'_{\theta_1} \cup \eta_{\theta_2}}$ has the same boundary behavior as \mathfrak{h}_C near x_0 . Consequently, \mathcal{C}_A also has the same boundary behavior as \mathfrak{h}_C near x_0 . This completes the proof for $\tau = \infty$.

The case $\tau < \infty$ follows from the $\tau = \infty$ case. Indeed, we know that $A(\tau)$ and A are both local, so we can apply Proposition 3.8 to get that $\mathcal{C}_{A(\tau)}$ has the same boundary behavior as \mathfrak{h}_C near x_0, y_0 since $\mathcal{C}_{A(\tau)}$ has the same boundary behavior as \mathcal{C}_A near x_0, y_0 . \square

There are a number of other situations in which statements very similar to Proposition 6.1 also hold. We will describe these informally in the following remarks. In each case, the justification is nearly the same as the proof of Proposition 6.1 and we are careful to point out any differences in the proof. Roughly speaking, the content is that the conditional mean of h does not exhibit pathological behavior, even when many different types of flow and counterflow lines interact with each other. The rest of this subsection may be skipped on a first reading.

Remark 6.6. All of the results that we state and prove here will be restricted to the regime of boundary data in which the flow and counterflow lines do not intersect the boundary. The reason for this is that, at this point in the article, this is the setting in which we have the continuity of these curves (recall Remark 2.3 as well as [RS05]) and that they are determined by the field in the coupling of Theorem 1.1 (Section 4.2). Moreover, our results thus far regarding the interaction of flow and counterflow lines are also restricted to this setting (Section 5). In Section 7, we will complete the proof of Theorems 1.2-1.5, which together provide the missing ingredients to extend the arguments from this section to the setting of general piecewise constant boundary data without further modification.

Remark 6.7 (Three flow lines). Suppose that $\theta_1 < 0 < \theta_2$ and $\eta := \eta_0$. Assume that the boundary data of h is chosen so that Proposition 5.5 applies to $\eta_{\theta_1}, \eta, \eta_{\theta_2}$. Then we know that η_{θ_1} lies to the right of η which in turn lies to the right of η_{θ_2} , as in Figure 6.1. Let C be any connected component of $\mathbf{H} \setminus (\eta_{\theta_1} \cup \eta_{\theta_2})$. A statement analogous to Proposition 6.1 also holds for the conditional law of h given $\eta_{\theta_1}, \eta_{\theta_2}$, and $\eta|_{[0, \tau]}$ where τ is any stopping time for the filtration $\mathcal{F}_t = \sigma(\eta(s) : s \leq t, \eta_{\theta_1}, \eta_{\theta_2})$. This is depicted in the right panel of Figure 6.1. Let $A(\tau) = \eta_{\theta_1} \cup \eta([0, \tau]) \cup \eta_{\theta_2}$. Just as in the proof of Proposition 5.5, the general theory of local sets allows us to determine the boundary behavior of $\mathcal{C}_{A(\tau)}$ at all points with the exception of those points where some pair of $\eta|_{[0, \tau]}, \eta_{\theta_1}, \eta_{\theta_2}$ intersect. We can, however, reduce the three flow line case to the two flow line case as follows. Proposition 3.8 allows us to compare $\mathcal{C}_{A(\tau)}$ with \mathcal{C}_A where $A = \eta_{\theta_1} \cup \eta \cup \eta_{\theta_2}$. The latter does not exhibit pathological behavior at intersection points because Proposition 6.1 applies to both $\mathcal{C}_{\eta \cup \eta_{\theta_1}}$ and $\mathcal{C}_{\eta_{\theta_2} \cup \eta}$ and Proposition 3.8 and Proposition 3.9 together imply that \mathcal{C}_A has the same boundary behavior as $\mathcal{C}_{\eta \cup \eta_{\theta_1}}$ to the right of η and the same as $\mathcal{C}_{\eta_{\theta_2} \cup \eta}$ to the left of η .

Remark 6.8 (One flow line and one angle varying flow line). The next analog of Proposition 6.1 which we will describe is when we have a flow line η and an angle varying flow line $\eta_{\theta_1 \dots \theta_k}^{\tau_1 \dots \tau_k}$ with angles $\theta_1, \dots, \theta_k$ and with respect to the stopping times τ_1, \dots, τ_k . We assume that $|\theta_i - \theta_j| \leq \pi$ for all pairs i, j . This implies that $\eta_{\theta_1 \dots \theta_k}^{\tau_1 \dots \tau_k}$ is simple, almost surely determined by h , and continuous (Lemma 5.6; in Section 7, we will be able to relax this to the case that $|\theta_i - \theta_j| < 2\lambda/\chi$, which is the condition which implies that $\eta_{\theta_1 \dots \theta_k}^{\tau_1 \dots \tau_k}$ does not cross itself). We assume that $\eta_{\theta_1 \dots \theta_k}^{\tau_1 \dots \tau_k}$ almost surely stays to the right of η (in Proposition 7.11 we will prove that $\theta_1, \dots, \theta_k < 0$ is a sufficient condition for this to be true). Let $A(t) = \eta([0, t]) \cup \eta_{\theta_1 \dots \theta_k}^{\tau_1 \dots \tau_k}$ and $\mathcal{F}_t = \sigma(\eta(s) : s \leq t, \eta_{\theta_1 \dots \theta_k}^{\tau_1 \dots \tau_k})$. Lemma 6.2 implies that $A(\tau)$ is a local set of h for every \mathcal{F}_t -stopping time τ . The boundary data for $\mathcal{C}_{A(\tau)}$ is described in Figure 6.3 in the special case $k = 2$. The proof of this result is exactly the same as for the non-angle varying case: we rule out pathological behavior at pocket opening times using the continuity of $\mathcal{C}_{A(t)}$ in t and at pocket closing times by using the analogous quantity with η replaced by the counterflow line η' whose right boundary is the range of η .

Remark 6.9 (Counterflow line between two flow lines). We will now describe a version of Proposition 6.1 which holds for counterflow lines (see Figure 6.4). This result is easier

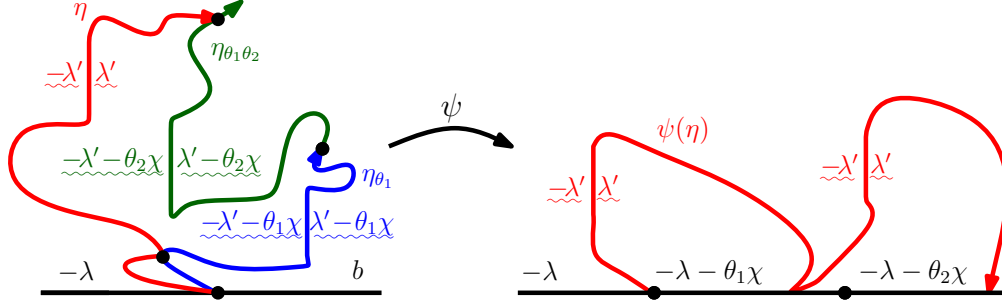


Figure 6.3: Suppose that h is a GFF on \mathbf{H} with boundary data as on the left side; assume $a, b > 0$ are large. Let η be the zero angle flow line of h . Fix angles θ_1, θ_2 and let $\eta_{\theta_1, \theta_2}^{\tau_1, \tau_2}$ be an angle-varying flow line with angles θ_1, θ_2 . Assume $|\theta_1 - \theta_2| \leq \pi$ so that $\eta_{\theta_1, \theta_2}^{\tau_1, \tau_2}$ is simple (Lemma 5.6; we will relax this to $|\theta_1 - \theta_2| < 2\lambda/\chi$ in Section 7) and that $\eta_{\theta_1, \theta_2}^{\tau_1, \tau_2}$ passes to the right of η (we will show in Proposition 7.11 that $\theta_1, \theta_2 < 0$ is a sufficient condition for this to be true). The boundary data for $\mathcal{C}_{A(\tau)}$ for $A(t) = \eta([0, t]) \cup \eta_{\theta_1, \theta_2}^{\tau_1, \tau_2}$ and τ an $\mathcal{F}_t = \sigma(\eta(s) : s \leq t, \eta_{\theta_1, \theta_2}^{\tau_1, \tau_2})$ -stopping time is depicted in the left panel. Changing the coordinates of the left side of $\mathbf{H} \setminus \eta_{\theta_1, \theta_2}^{\tau_1, \tau_2}$ to \mathbf{H} by a conformal map ψ which preserves 0 and ∞ yields a GFF whose boundary data is as on the right side.

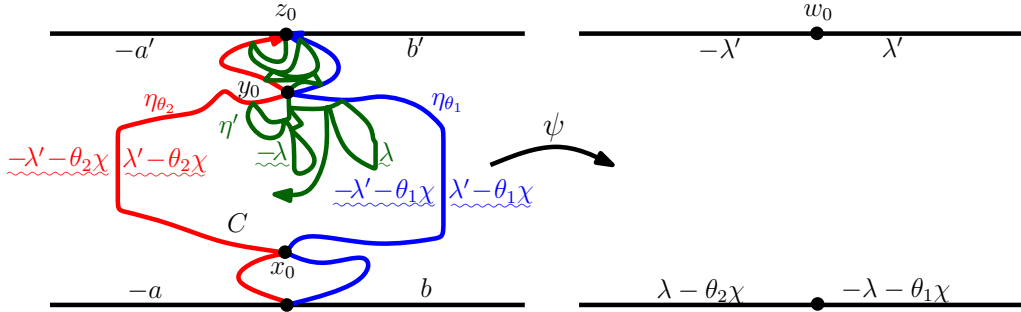


Figure 6.4: Assume that h is a GFF on the strip \mathcal{S} whose boundary data is depicted in the left panel. Let $\theta_1 < \frac{1}{\chi}(\lambda' - \lambda) = -\frac{\pi}{2}$ and $\theta_2 > \frac{1}{\chi}(\lambda - \lambda') = \frac{\pi}{2}$. Assume that the boundary data of h is such that Proposition 5.1 applies. Then we know that η_{θ_1} and η_{θ_2} pass to the right and left, respectively, of the counterflow line η' of h starting at z_0 . Let C be any connected component of $\mathcal{S} \setminus (\eta_{\theta_1} \cup \eta_{\theta_2})$ which lies between η_{θ_1} and η_{θ_2} and let τ' be a stopping time for the filtration $\mathcal{F}_t = \sigma(\eta'(s) : s \leq t, \eta_{\theta_1}, \eta_{\theta_2})$ such that $\eta'(\tau') \in C$ almost surely. Then $\mathcal{C}_{\eta_{\theta_1} \cup \eta'([0, \tau']) \cup \eta_{\theta_2}}$ in C has the boundary behavior depicted on the left side. Let ψ be the conformal map which takes the connected component $C_0(\tau')$ of $C \setminus \eta'([0, \tau'])$ which contains x_0 to \mathcal{S} where x_0 is sent to 0 and the left and right sides of $C_0(\tau')$ which are contained in η_{θ_2} and η_{θ_1} , respectively, are sent to $(-\infty, 0)$ and $(0, \infty)$, respectively; $w_0 = \psi(\eta'(\tau'))$. The boundary data for the GFF $h \circ \psi^{-1} - \chi \arg(\psi^{-1})'$ is depicted in the right panel.

to describe on the strip \mathcal{S} . Assume h is a GFF on \mathcal{S} whose boundary data is as in the left side of Figure 6.4 where the constants a, b, a', b' are chosen so that Proposition 5.1 applies. Let $\eta_{\theta_1}, \eta_{\theta_2}$ be the flow lines of h emanating from 0 with angles

$$\theta_1 < -\frac{\pi}{2} = \frac{1}{\chi}(\lambda' - \lambda) < \frac{1}{\chi}(\lambda - \lambda') = \frac{\pi}{2} < \theta_2,$$

respectively, and let η' be the counterflow line emanating from z_0 . For any stopping time τ' for the filtration $\mathcal{F}_t = \sigma(\eta'(s) : s \leq t, \eta_{\theta_1}, \eta_{\theta_2})$, we let $A(\tau') = \eta_{\theta_1} \cup \eta'([0, \tau']) \cup \eta_{\theta_2}$, which is local by Lemma 6.2, and $A = \eta_{\theta_1} \cup \eta' \cup \eta_{\theta_2}$. Suppose that C is any connected component of $\mathcal{S} \setminus (\eta_{\theta_1} \cup \eta_{\theta_2})$ which lies between η_{θ_1} and η_{θ_2} . Then $C \setminus \eta'$ consists of three different types of connected components: those whose boundary does not intersect the outer boundary of η' , those whose boundary intersects η_{θ_1} , and those whose boundary intersects η_{θ_2} . Proposition 3.9 implies that \mathcal{C}_A in C has the same boundary behavior as $\mathcal{C}_{\eta'}$ in the former case. The connected components which intersect η_{θ_1} are the same as the connected components of $\mathcal{S} \setminus (\eta_{\theta_1} \cup \eta_R)$ which intersect C and η_{θ_1} , where η_R is the flow line of angle $\frac{1}{\chi}(\lambda' - \lambda) = -\frac{\pi}{2}$, since η_R is the right boundary of η' . Proposition 3.8 and Proposition 3.9 thus imply \mathcal{C}_A agrees with $\mathcal{C}_{\eta_R \cup \eta_{\theta_1}}$ in these connected components, so we have the desired boundary behavior here (Proposition 6.1). The same is likewise true for those which intersect η_{θ_2} . The case where $\tau' < \infty$ follows from the $\tau' = \infty$ case by Proposition 3.8 using the same argument as in the proof of Proposition 6.1.

Remark 6.10 (Counterflow line which contains flow lines.). Assume that we have the same setup as Remark 6.9. Let $I := [-\frac{\pi}{2}, \frac{\pi}{2}]$. If $\theta_i \in I$, then by Lemma 5.7 we know that η_{θ_i} is almost surely contained in the range of η' . Results analogous to those described in Remark 6.9 also hold in the case that one or both of $\theta_1 < \theta_2$ are contained in I . We will describe this in a bit more detail in the case $\theta_1, \theta_2 \in I$. Fix any connected component C of $\mathcal{S} \setminus (\eta_{\theta_1} \cup \eta_{\theta_2})$ which lies between $\eta_{\theta_1}, \eta_{\theta_2}$. Since η' hits the points of $\eta_{\theta_1}, \eta_{\theta_2}$ in reverse chronological order (Lemma 5.7), the connected components of $C \setminus \eta'$ are all completely surrounded by η' . Thus the boundary behavior of \mathcal{C}_A in the connected components of $C \setminus \eta'$ agrees with that of $\mathcal{C}_{\eta'}$ by Proposition 3.8 and Proposition 3.9. Fix a stopping time $\tau' < \infty$ for the filtration $\mathcal{F}_t = \sigma(\eta'(s) : s \leq t, \eta_{\theta_1}, \eta_{\theta_2})$ and assume that C is a connected component of $\mathcal{S} \setminus (\eta_{\theta_1} \cup \eta_{\theta_2})$ such that $\eta'(\tau') \in C$ almost surely. Proposition 3.9 implies that $\mathcal{C}_{A(\tau')}$ has the same boundary behavior as $\mathcal{C}_{\eta'}$ in the connected components of $C \setminus \eta'([0, \tau'])$ which are surrounded by $\eta'([0, \tau'])$. This leaves us to deal with the boundary behavior of $\mathcal{C}_{A(\tau')}$ in the connected component $C_0(\tau')$ of $C \setminus \eta'([0, \tau'])$ which contains x_0 , the first point in ∂C traced by both η_{θ_1} and η_{θ_2} . This is depicted in Figure 6.5.

We can rule out pathological behavior at points where η' intersects either η_{θ_1} or η_{θ_2} in $C_0(\tau')$ as follows. First, we assume that τ' is a rational time. Then we can sample $C_0(\tau')$ by first picking $\eta'|_{[0, \tau']}$ then, conditional on $\eta'([0, \tau'])$, sample η_{θ_1} and η_{θ_2} up until the first time they hit $\eta'([0, \tau'])$. It is easy to see by the continuity of the conditional mean (Proposition 6.5) that $\mathcal{C}_{A(\tau')}$ has the desired boundary behavior where $\eta'([0, \tau'])$ intersects $\eta_{\theta_1}, \eta_{\theta_2}$. We now generalize to \mathcal{F}_t -stopping times τ' which are not necessarily

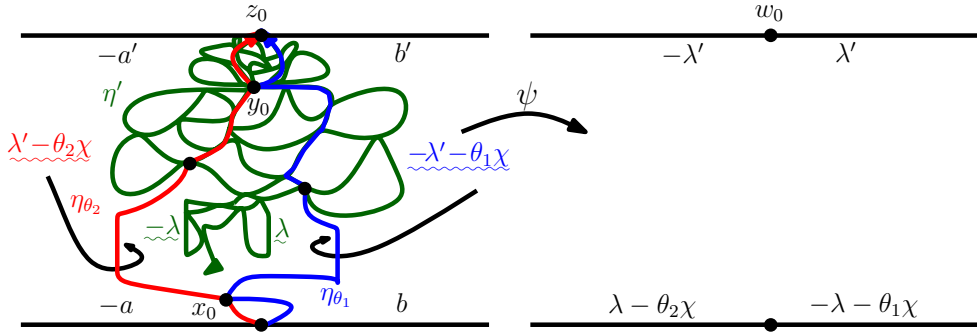


Figure 6.5: Assume that h is a GFF on the strip \mathcal{S} whose boundary data is depicted in the left panel where the constants are chosen so that Proposition 5.1 applies. Let $\frac{1}{\chi}(\lambda' - \lambda) = -\frac{\pi}{2} \leq \theta_1 < \theta_2 \leq \frac{\pi}{2} = \frac{1}{\chi}(\lambda - \lambda')$. Then η_{θ_1} and η_{θ_2} are both contained in the counterflow line η' starting at z_0 . Let C be any connected component of $\mathcal{S} \setminus (\eta_{\theta_1} \cup \eta_{\theta_2})$ which lies between η_{θ_1} and η_{θ_2} and let τ' be a stopping time for the filtration $\mathcal{F}_t = \sigma(\eta'(s) : s \leq t, \eta_{\theta_1}, \eta_{\theta_2})$ such that $\eta'(\tau') \in C$ almost surely. Then $\mathcal{C}_{\eta_{\theta_1} \cup \eta'([0, \tau']) \cup \eta_{\theta_2}}$ in C has the boundary behavior depicted on the left side. Let $C_0(\tau')$ be the connected component of $C \setminus \eta'([0, \tau'])$ which contains x_0 and let $\psi: C_0(\tau') \rightarrow \mathcal{S}$ be the conformal map which sends x_0 to 0 and the left and right sides of $C_0(\tau')$ which are contained in η_{θ_2} and η_{θ_1} , respectively, to $(-\infty, 0)$ and $(0, \infty)$; $w_0 = \psi(\eta'(\tau'))$. The boundary data for the GFF $h \circ \psi^{-1} - \chi \arg(\psi^{-1})'$ on \mathcal{S} is depicted in the right panel. A similar result also holds when only one of the η_{θ_i} is contained in η' .

rational. First assume that $\eta'(\tau') \notin \eta_{\theta_1} \cup \eta_{\theta_2}$. Suppose that r is any rational time. Then on the event that neither $A(\tau') \setminus A(r)$ nor $A(r) \setminus A(\tau')$ intersects $\eta_{\theta_1} \cup \eta_{\theta_2}$, we know that the points in $\partial C_0(\tau')$ where $\eta'([0, \tau'])$ intersects $\eta_{\theta_1} \cup \eta_{\theta_2}$ are the same as those in $\partial C_0(r)$. Proposition 3.8 thus implies that $\mathcal{C}_{A(r)}$ has the same boundary behavior as $\mathcal{C}_{A(\tau')}$ near these points. This covers the case that $\eta'(\tau')$ is not in $\eta_{\theta_1} \cup \eta_{\theta_2}$ because the continuity of η' implies there almost surely always exists such a rational. If, on the other hand, $\eta'(\tau')$ is in $\eta_{\theta_1} \cup \eta_{\theta_2}$, then the desired result follows from the continuity of the conditional mean (Proposition 6.5) by first sampling $\eta_{\theta_1} \cup \eta_{\theta_2}$ and taking a limit of $\mathcal{C}_{A(t)}$ as $t \uparrow \tau'$.

Remark 6.11 (Counterflow line and an angle varying flow line). Suppose that we have the same setup as in Remark 6.9 and Remark 6.10, except now we replace the flow lines $\eta_{\theta_1}, \eta_{\theta_2}$ by a single angle varying flow line with angles θ_1, θ_2 which satisfy $|\theta_1 - \theta_2| \leq \pi$ (so that $\eta_{\theta_1 \theta_2}^{\tau_1 \tau_2}$ is simple, almost surely determined by h , and continuous (Lemma 5.6)); we will relax this to $|\theta_1 - \theta_2| < 2\lambda/\chi$ in Section 7) and such that $\eta_{\theta_1 \theta_2}^{\tau_1 \tau_2}$ almost surely does not intersect $\partial \mathcal{S}$ except at its starting point. We further assume that $\eta_{\theta_1 \theta_2}^{\tau_1 \tau_2}$ almost surely lies to the right of the left boundary of η' (we will prove in Proposition 7.11 that $\theta_1, \theta_2 < \frac{\pi}{2}$ is a sufficient condition for this to hold). Let $A(t) = \eta'([0, t]) \cup \eta_{\theta_1 \theta_2}^{\tau_1 \tau_2}$ and $\mathcal{F}_t = \sigma(\eta'(s) : s \leq t, \eta_{\theta_1 \theta_2}^{\tau_1 \tau_2})$. By Lemma 6.2, know that $A(\tau)$ is a local set for h for every \mathcal{F}_t -stopping time τ . The boundary data for $\mathcal{C}_{A(\tau)}$ is described in the left panel

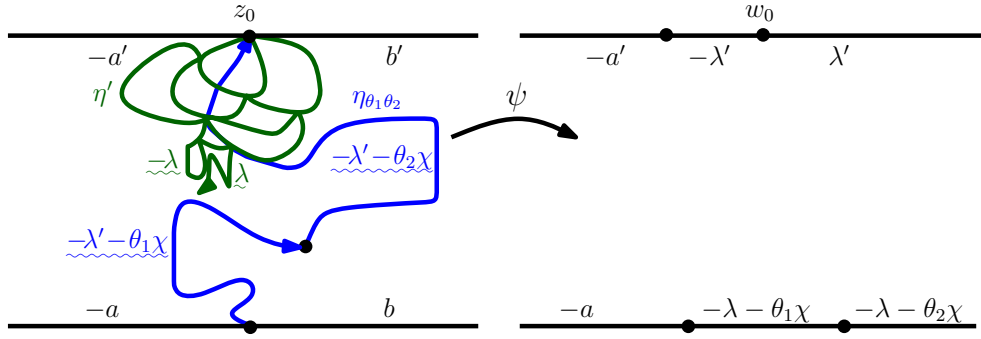


Figure 6.6: Assume that h is a GFF on the strip \mathcal{S} whose boundary data is depicted in the left panel. Let $\eta_{\theta_1 \theta_2}^{\tau_1 \tau_2}$ be an angle varying flow line of h with angles θ_1, θ_2 satisfying $|\theta_1 - \theta_2| \leq \pi$ so that $\eta_{\theta_1 \theta_2}^{\tau_1 \tau_2}$ is simple (Lemma 5.6; we will relax this to $|\theta_1 - \theta_2| < 2\lambda/\chi$ in Section 7). Let η' be the counterflow line of h starting at z_0 and assume that $\eta_{\theta_1 \theta_2}^{\tau_1 \tau_2}$ almost surely lies to the right of the left boundary of η' (we will prove in Proposition 7.11 that $\theta_1, \theta_2 < \frac{\pi}{2}$ is a sufficient condition for this to hold). With $A(t) = \eta'([0, t]) \cup \eta_{\theta_1 \theta_2}^{\tau_1 \tau_2}$ and τ' any $\mathcal{F}_t = \sigma(\eta'(s) : s \leq t, \eta_{\theta_1 \theta_2}^{\tau_1 \tau_2})$ -stopping time, we know that $A(\tau')$ is a local set for h . The boundary data for $\mathcal{C}_{A(\tau')}$ is depicted on the left hand side above in the special case η' contains part of $\eta_{\theta_1 \theta_2}^{\tau_1 \tau_2}$. Let C be the connected component of $\mathcal{S} \setminus \eta_{\theta_1 \theta_2}^{\tau_1 \tau_2}$ which lies to the left of $\eta_{\theta_1 \theta_2}^{\tau_1 \tau_2}$ and let $C_0(\tau')$ be the connected component of $C \setminus \eta'([0, \tau'])$ which contains 0. With $\psi: C_0(\tau') \rightarrow \mathcal{S}$ the conformal map sending 0 to 0, the part of $\partial C_0(\tau')$ contained in $\eta_{\theta_1 \theta_2}^{\tau_1 \tau_2}$ to $(0, \infty)$ and $(-\infty, 0)$ to $(-\infty, 0)$, the boundary data for the field $h \circ \psi^{-1} - \chi \arg(\psi^{-1})'$ is depicted on the right side ($w_0 = \psi(\eta'(\tau'))$). Analogous results hold when $\eta_{\theta_1 \theta_2}^{\tau_1 \tau_2}$ does not intersect or enter the hull of η' or we have more angles $\theta_1, \dots, \theta_k$.

of Figure 6.6 in the special case that η' contains part of $\eta_{\theta_1 \theta_2}^{\tau_1 \tau_2}$. The justification of this follows from exactly the same argument as in Remark 6.10. The case when $\eta_{\theta_1 \theta_2}^{\tau_1 \tau_2}$ is disjoint from η' is analogous and follows from the argument in Remark 6.9.

One other case that will be especially important for us is when we have two angle varying flow lines η_1, η_2 which actually cross each other along with a counterflow line η' . Since we have not yet discussed crossing of flow lines, we will defer the discussion of the case until Section 7. (As we will explain later, flows lines of fixed angle can cross each other only when they start at distinct points $x_1 < x_2$ with respective angles $\theta_1 < \theta_2$.)

6.2 Existence and continuity of Loewner driving functions

The purpose of this subsection is to establish the existence and continuity of the Loewner driving function of η_{θ_1} , viewed as a path in the right connected component of $\mathbf{H} \setminus \eta_{\theta_2}$. We will also describe related results which hold in the setting of multiple flow lines and counterflow lines. We begin with the following proposition, which gives criteria which

imply that a continuous curve η in $\overline{\mathbf{H}}$ starting from 0 has a continuous Loewner driving function.

Proposition 6.12. *Suppose that $T \in (0, \infty]$. Let $\eta: [0, T) \rightarrow \overline{\mathbf{H}}$ be a continuous, non-crossing curve with $\eta(0) = 0$. Assume η satisfies the following: for every $t \in (0, T)$,*

(a) $\eta((t, T))$ is contained in the closure of the unbounded connected component of $\mathbf{H} \setminus \eta([0, t])$ and

(b) $\eta^{-1}(\eta([0, t]) \cup \mathbf{R})$ has empty interior in (t, T) .

For each $t > 0$, let g_t be the conformal map which takes the unbounded connected component of $\mathbf{H} \setminus \eta([0, t])$ to \mathbf{H} with $\lim_{z \rightarrow \infty} |g_t(z) - z| = 0$. After reparameterization, (g_t) solves the Loewner equation

$$\partial_t g_t(z) = \frac{2}{g_t(z) - U_t}, \quad g_0(z) = 0,$$

with continuous driving function U_t .

Roughly speaking, the first hypothesis states that η never enters a loop consisting of either its own range or part of $\partial\mathbf{H}$ upon closing it. The second condition intuitively means that η traces neither $\partial\mathbf{H}$ nor itself.

Proof. The proof is essentially the same as that of [Law05, Proposition 4.3], though the statement of [Law05, Proposition 4.3] contains the stronger hypothesis that η is simple. \square

The main step in our proof that η_{θ_1} admits a continuous Loewner driving function as a continuous path in the right connected component of $\mathbf{H} \setminus \eta_{\theta_2}$ is that the set of times t that $\eta_{\theta_1}(t)$ is contained in the range of η_{θ_2} is nowhere dense in $[0, \infty)$. The reason this holds is explained in Figure 6.7 and is proved rigorously in Lemma 6.13.

Lemma 6.13. *Let ψ be a conformal map which takes the right connected component of $\mathbf{H} \setminus \eta_{\theta_2}$ to \mathbf{H} with $\psi(0) = 0$ and $\psi(\infty) = \infty$. Then $\psi(\eta_{\theta_1})$ has a continuous Loewner driving function viewed as a path in \mathbf{H} from 0 to ∞ .*

Proof. Since η_{θ_2} is almost surely continuous (recall Remark 2.3), the right connected component C of $\mathbf{H} \setminus \eta_{\theta_2}$ is almost surely a Jordan domain. Thus ψ extends as a homeomorphism $\overline{C} \rightarrow \overline{\mathbf{H}}$, so that $\psi(\eta_{\theta_2})$ is almost surely a continuous path in \mathbf{H} from 0 to ∞ .

We will now argue that the first criterion of Proposition 6.12 holds in this case. The reason is that the only way this could fail to be true is if the following occurs. After intersecting η_{θ_2} , say at time t_0 , η_{θ_1} enters a bounded connected component C_0 of

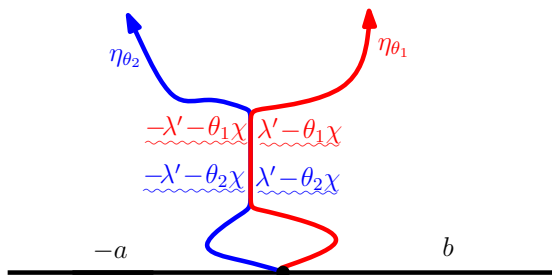


Figure 6.7: The set of times I that $\eta_{\theta_1}(t)$ is contained in η_{θ_2} almost surely cannot contain an open interval. Indeed, the contrary would imply that $(\mathcal{C}_{\eta_{\theta_1} \cup \eta_{\theta_2}} - \chi \cdot \text{winding})$ converges to both $\lambda' - \theta_1\chi$ and $\lambda' - \theta_2\chi$ as z_k converges to a point in an interval of intersection on the right side of $\eta_{\theta_1} \cap \eta_{\theta_2}$. This is the key step to showing that η_{θ_1} has a continuous Loewner driving function viewed as a path in the right connected component of $\mathbf{H} \setminus \eta_{\theta_2}$.

$\mathbf{H} \setminus (\eta_{\theta_1}([0, t_0]) \cup \eta_{\theta_2})$. Since η_{θ_1} lies to the right of η_{θ_2} , this would force η_{θ_1} to have a self intersection upon exiting C_0 . This is a contradiction since η_{θ_1} is a simple path.

To check the second criterion of Proposition 6.12, it suffices to show that the set I of times $t \in [0, \infty)$ such that $\eta_{\theta_1}(t)$ is contained in the range of η_{θ_2} is nowhere dense in $[0, \infty)$ almost surely. Indeed, we note that we do not need to check that $\psi(\eta_{\theta_1})$ does not trace itself because we know that η_{θ_1} does not trace itself. Since I is closed, it suffices to show the event E that I contains an open interval has probability zero. Suppose for sake of contradiction that $\mathbf{P}[E] > 0$. Let $\mathcal{F} = \sigma(\eta_{\theta_1}, \eta_{\theta_2})$. Fix an open interval $I_0 \subseteq I$ and let T_0 be an \mathcal{F} -measurable random variable taking values in $[0, \infty)$ such that $\mathbf{P}[T_0 \in I_0 | E] = 1$. Since η_{θ_1} and η_{θ_2} are both simple paths, on E we can find a sequence of points (z_k) contained in the right component of $\mathbf{H} \setminus (\eta_{\theta_1} \cup \eta_{\theta_2})$ converging to $\eta_{\theta_1}(T_0)$. Note that we can apply Proposition 3.8 to $\mathcal{C}_{\eta_{\theta_1} \cup \eta_{\theta_2}}$ evaluated at $\eta_{\theta_1}(T_0)$ since $\eta_{\theta_1}(I_0)$ is connected and contains more than one point. This leads to a contradiction since Proposition 3.8 thus implies $(\mathcal{C}_{\eta_{\theta_1} \cup \eta_{\theta_2}}(z_k) - \chi \cdot \text{winding})$ converges to both

$$\lambda' - \theta_1\chi \quad \text{and} \quad \lambda' - \theta_2\chi;$$

(see Figure 6.7). □

In the following series of remarks, we will describe results analogous to Lemma 6.13 which hold for a number of different configurations of flow and counterflow lines. In each case, the proof is roughly the same as Lemma 6.13, except for minor modifications which we are careful to point out (we will in particular not explain in each case why the relevant path does not trace itself). Although this might seem pedantic, we felt obliged to treat each case separately for the sake of completeness. The reader should feel free to skip the remainder of this section on a first reading. Remark 6.6 also applies here: the subsequent remarks will prove the continuity of the Loewner driving function

of one path given several others, restricted to the regime of boundary data in which the paths do not intersect the boundary. Once Theorems 1.2-1.5 have been proven in Section 7, the arguments we present here will also work without modification in the regime of general piecewise constant boundary data.

Remark 6.14. The result of Lemma 6.13 extends to the setting of multiple flow lines. Suppose that $\theta_1 < 0 < \theta_2$ and $\eta := \eta_0$ is the flow line with angle 0. Let C be any connected component of $\mathbf{H} \setminus (\eta_{\theta_1} \cup \eta_{\theta_2})$ which lies between η_{θ_1} and η_{θ_2} and let x_0, y_0 be the first and last points on ∂C traced by η_{θ_1} . Let $\psi: C \rightarrow \mathbf{H}$ a conformal map with $\psi(x_0) = 0$ and $\psi(y_0) = \infty$. Then $\psi(\eta)$ has a continuous Loewner driving function as a curve in $\overline{\mathbf{H}}$. The justification that the first criterion of Proposition 6.12 holds is exactly the same as in the setting of two flow lines. As before, we also know that ψ extends as a homeomorphism $\overline{C} \rightarrow \overline{\mathbf{H}}$ since C is a Jordan domain by the continuity of η_{θ_1} and η_{θ_2} . The proof of Lemma 6.13 implies that the set of times t that $\eta(t)$ is contained in the range of either η_{θ_1} or η_{θ_2} is nowhere dense in $[0, \infty)$. Therefore the second criterion of Proposition 6.12 also holds.

Remark 6.15. A version of Lemma 6.13 also holds in the setting of angle varying flow lines. In particular, we suppose that $\theta_1, \dots, \theta_k \in \mathbf{R}$ and that $\eta_{\theta_1 \dots \theta_k}^{\tau_1 \dots \tau_k}$ is an angle varying flow line with these angles starting at 0. We assume $\theta_1, \dots, \theta_k$ are chosen so that $\eta_{\theta_1 \dots \theta_k}^{\tau_1 \dots \tau_k}$ almost surely stays to the right of η , the zero angle flow line of h (we will prove in Proposition 7.11 that $\theta_1, \dots, \theta_k < 0$ is a sufficient condition for this to hold). We moreover assume that $|\theta_i - \theta_j| \leq \pi$ for all pairs $1 \leq i, j \leq k$ so that by Lemma 5.6 we know that $\eta_{\theta_1 \dots \theta_k}^{\tau_1 \dots \tau_k}$ is almost surely continuous and determined by h (we will relax this to $|\theta_i - \theta_j| < 2\lambda/\chi$ in Section 7). Let C be the left connected component of $\mathbf{H} \setminus \eta_{\theta_1 \dots \theta_k}^{\tau_1 \dots \tau_k}$ and let $\psi: C \rightarrow \mathbf{H}$ be a conformal map which preserves 0 and ∞ . Since C is a Jordan domain, ψ extends as a homeomorphism to ∂C . Then $\psi(\eta)$ has a continuous Loewner driving function as a path from 0 to ∞ . The proof is the same as Lemma 6.13.

Remark 6.16. We will now describe an analog of Lemma 6.13 which holds in the setting of counterflow lines. In order to state this result, we will for convenience work with the GFF h on the strip \mathcal{S} rather than \mathbf{H} . We assume the boundary data for h is as in Figure 6.8, let η' be the counterflow line starting at z_0 , and $\eta_{\theta_1}, \eta_{\theta_2}$ be the flow lines of h starting at 0 with angles θ_1, θ_2 . We assume that a, b, a', b' are sufficiently large so that Proposition 5.1 applies to $\eta_{\theta_1}, \eta_{\theta_2}$, and η' . We first consider the case $\theta_1 < \frac{1}{\chi}(\lambda' - \lambda) = -\frac{\pi}{2}$ and $\theta_2 > \frac{1}{\chi}(\lambda - \lambda') = \frac{\pi}{2}$ so that by Proposition 5.1 we have that η_{θ_1} passes to the right of η' and η_{θ_2} passes to its left. Let C be any connected component of $\mathcal{S} \setminus (\eta_{\theta_1} \cup \eta_{\theta_2})$ which lies between η_{θ_1} and η_{θ_2} and x_0 the first point on ∂C traced by η_{θ_1} and y_0 the last. Let $\psi: C \rightarrow \mathbf{H}$ be a conformal transformation with $\psi(x_0) = \infty$ and $\psi(y_0) = 0$. Since η_{θ_1} and η_{θ_2} are continuous, C is a Jordan domain so that ψ extends as a homeomorphism $\overline{C} \rightarrow \overline{\mathbf{H}}$. As in Remark 6.14, the set I of times t that $\eta'(t)$ is contained in $\eta_{\theta_1} \cup \eta_{\theta_2}$ is nowhere dense in $[0, \infty)$. The reason for this is that the left (resp. right) boundary of η' is η_L (resp. η_R), the flow line of h with angle $\frac{1}{\chi}(\lambda - \lambda') = \frac{\pi}{2}$ (resp. $\frac{1}{\chi}(\lambda' - \lambda) = -\frac{\pi}{2}$) (recall Proposition 5.9) and we know from the proof of Lemma 6.13 that $\eta_L \cap \eta_{\theta_i}$ (resp. $\eta_R \cap \eta_{\theta_i}$) is nowhere dense in η_{θ_i} for $i = 1, 2$.

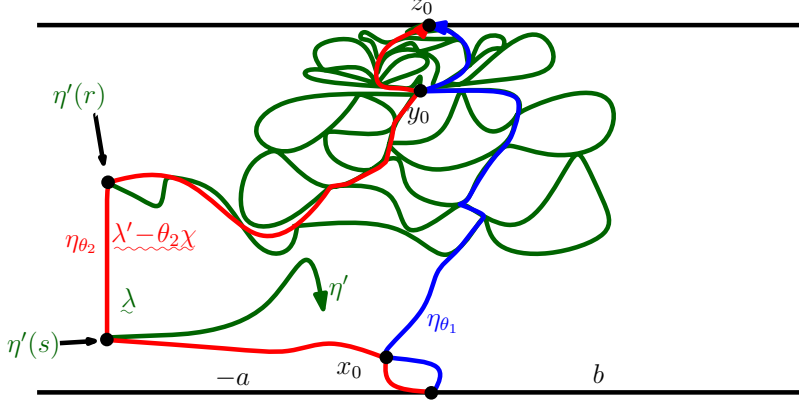


Figure 6.8: Suppose that h is a GFF on the strip \mathcal{S} , $\eta_{\theta_1}, \eta_{\theta_2}$ are flow lines with angles $\frac{1}{\chi}(\lambda' - \lambda) = -\frac{\pi}{2} < \theta_1 < \theta_2 < \frac{1}{\chi}(\lambda - \lambda') = \frac{\pi}{2}$ so that $\eta_{\theta_1}, \eta_{\theta_2}$ are almost surely contained in the range of the counterflow line η' . Fix any bounded connected component C of $\mathcal{S} \setminus (\eta_{\theta_1} \cup \eta_{\theta_2})$ and let x_0 be the first point on ∂C traced by η_{θ_1} and let y_0 be the last. The boundary data for $\mathcal{C}_{\eta_{\theta_1} \cup \eta' \cup \eta_{\theta_2}}$ is depicted above. For every pair of rationals $r < s$, we almost surely have that $\eta'((r, s))$ does not contain a non-trivial interval and stay to the right of η_{θ_1} or a non-trivial interval and stay to the left of η_{θ_2} . Indeed, this would lead to the contradiction that $\mathcal{C}_{\eta_{\theta_1} \cup \eta' \cup \eta_{\theta_2}}$ takes on two different values on $\eta'((r, s)) \cap \partial C$. This is the analog of Figure 6.7 for boundary filling counterflow lines and is the key observation for showing that η' viewed as a continuous path in C admits a continuous Loewner driving function.

Therefore the second criterion of Proposition 6.12 holds. In order to see that the first criterion holds, suppose that $\eta'(t_0)$ is contained in the range of η_{θ_1} . Then $\eta'(t_0)$ is also in the right outer boundary η_R of η' . This implies that it is impossible for η' to turn into a connected component of $C \setminus \eta'([0, t_0])$ which does not contain x_0 because it would contradict Lemma 5.7 (see also Lemma 4.7), that η' hits points in η_R in reverse chronological order. A symmetrical argument applies in the case $\eta'(t_0)$ is contained in the range of η_{θ_2} . Therefore $\psi(\eta')$ has a continuous Loewner driving function as a path in \mathbf{H} .

Remark 6.17. This is a continuation of the previous remark, in which we now consider the case that both $\theta_1 < \theta_2$ lie in the interval $I = [-\frac{\pi}{2}, \frac{\pi}{2}]$ (the case that only one of the θ_i are in I follows from an analogous argument). Let C, x_0, y_0, ψ be as in the previous remark. We will first argue that the part of η' which traces through C is a continuous path in C . To see this, let $\tau = \inf\{t \geq 0 : \eta'(t) = y_0\}$ and $\sigma = \inf\{t \geq 0 : \eta'(t) = x_0\}$. Lemma 5.7 (see also Lemma 4.7) implies that η' hits the points in η_{θ_1} in reverse chronological order. This implies $\sigma \geq \tau$ almost surely. Let η'_C be the path with $\eta'_C|_{[0, \tau]} = y_0$, $\eta'_C|_{[\sigma, \infty)} = x_0$. We will now describe $\eta'_C|_{[\tau, \sigma]}$. Let $D = \mathcal{S} \setminus \overline{C}$. Since D is open and η' is continuous, $J = (\eta')^{-1}(D) \subseteq (0, \infty)$ is open. We can write $J = \cup_k J_k$ where the $J_k = (a_k, b_k)$ are pairwise disjoint open intervals in $(0, \infty)$. Suppose that $J_k \subseteq (\tau, \sigma)$. Since η' hits the

points of $\eta_{\theta_1}, \eta_{\theta_2}$ in reverse chronological order (Lemma 5.7 and Lemma 4.7), it must be that $x_k := \eta'(a_k) = \eta'(b_k)$. We set $\eta'_C|_{[a_k, b_k]} \equiv x_k$ and $\eta'_C|_{[\tau, \sigma] \setminus J} \equiv \eta'|_{[\tau, \sigma] \setminus J}$. Then η'_C is clearly a continuous path in \overline{C} which agrees with η' at times when it is in \overline{C} .

We will now argue that $\psi(\eta'_C)$ has a continuous Loewner driving function by checking the criterion of Proposition 6.12. In order to check the first part of the proposition, it suffices to show that $\eta'_C((t, \infty))$ is contained in the closure of the connected component of $C \setminus \eta'_C((0, t))$ which contains x_0 . This is true because $\eta'_C((t, \infty)) = \eta'((t, \infty)) \cap C$. Since η' cannot cross itself and hits the points of η_{θ_1} and η_{θ_2} in reverse chronological order, it is obvious that $\eta'((t, \infty)) \cap C$ has this property. We now turn to check the second hypothesis of the proposition. Suppose that $0 < r < q$ are rational. If $\eta'_C((r, q))$ contains a non-trivial interval of ∂C and is contained in \overline{D} , then $\eta'((r, q))$ also contains a non-trivial interval of ∂C and is contained in \overline{D} . This leads to a contradiction as described in Figure 6.8. Thus, almost surely, η'_C does not contain a non-trivial interval of η_{θ_1} or η_{θ_2} in any rational time interval. This completes the proof that η' satisfies the second criterion of Proposition 6.12.

Remark 6.18. This is a continuation of the previous remark. Let $\eta_{\theta_1 \dots \theta_k}^{\tau_1 \dots \tau_k}$ be an angle varying flow line of h with angles $\theta_1, \dots, \theta_k$. We assume that the boundary data of h is such that both η' and $\eta_{\theta_1 \dots \theta_k}^{\tau_1 \dots \tau_k}$ almost surely intersect $\partial \mathcal{S}$ only at 0 and z_0 . Assume that $|\theta_i - \theta_j| \leq \pi$ for all i, j so that $\eta_{\theta_1 \dots \theta_k}^{\tau_1 \dots \tau_k}$ is simple, continuous, and almost surely determined by h by Lemma 5.6. (This can be relaxed to $|\theta_i - \theta_j| < 2\lambda/\chi$ upon proving that such angle varying paths are almost surely continuous and determined by h . This will be accomplished in Section 7). Moreover, assume that $\eta_{\theta_1 \dots \theta_k}^{\tau_1 \dots \tau_k}$ stays to the right of the left boundary of η' (we will prove in Proposition 7.11 that $\theta_1, \dots, \theta_k < \frac{\pi}{2}$ is a sufficient criterion for this). Then η' , viewed as a path in the left connected component of $\mathcal{S} \setminus \eta_{\theta_1 \dots \theta_k}^{\tau_1 \dots \tau_k}$ almost surely has a continuous Loewner driving function. The proof of this is the same as that given in Remark 6.16 and Remark 6.17.

There is one more configuration of paths that will be important for us: two angle varying flow lines η_1, η_2 and a counterflow line η' where η_1 and η_2 actually cross each other. We defer this case until after we study the crossing phenomenon of flow lines in Section 7.2.

7 Proofs of main theorems

In this section, we will complete the proof of Theorems 1.2–1.5. We will start in Section 7.1 by proving Theorem 1.2 and Theorem 1.3 for $\kappa \in (0, 4]$ in the special case of two force points $x^L = 0^-$ and $x^R = 0^+$ with weights $\rho^L, \rho^R > -2$, respectively. Then by an induction argument, we will deduce Theorem 1.2 for $\kappa \in (0, 4]$ in complete generality from the two force point case. The proof of these results will also imply that the monotonicity result for flow lines established in Section 5 holds in the regime of boundary data which is constant on $(-\infty, 0)$ and on $(0, \infty)$. Next, in Section 7.2,

we will extend the monotonicity result further to cover the case of flow lines of GFFs with general piecewise constant boundary data and then, from this, we will extract the monotonicity of angle varying flow lines. This is one of the key tools that we will use in Section 7.3 to prove Theorem 1.3 for $\kappa \in (0, 4]$ in the setting of multiple force points, at least up until just before the continuation threshold is hit. We also prove Theorem 1.5 in Section 7.2, that flow lines with the same angle almost surely merge upon intersecting and never separate and that flow lines with different angles may cross upon intersecting (depending on their relative angle and their starting points), after which they may bounce off of each other but never cross again. The latter will then allow us to prove Theorem 1.3 for $\kappa \in (0, 4]$, even up to and including when the continuation threshold is hit. We continue in Section 7.4 by explaining the modifications necessary to prove Theorem 1.2 and Theorem 1.3 for $\kappa' > 4$. We will also extend the light cone construction of Section 5 to the setting in which the counterflow line can intersect the boundary. Finally, in Section 7.5, we will combine all of the machinery we have developed in this article to show that the fan \mathbf{F} — the set of points accessible by flow lines of different (but constant) angles starting from an initial boundary point x (recall Figures 1.2–1.5, and 1.16) — almost surely has zero Lebesgue measure for $\kappa \in (0, 4)$. (We remark that this follows for $\kappa \in (2, 4)$ since, as suggested by the discussion at the end of Section 5, \mathbf{F} is contained in a counterflow line which is an $\text{SLE}_{\kappa'}$ type curve with $\kappa' = 16/\kappa \in (4, 8)$. New arguments will be needed for $\kappa \in (0, 2]$.)

7.1 Two boundary force points

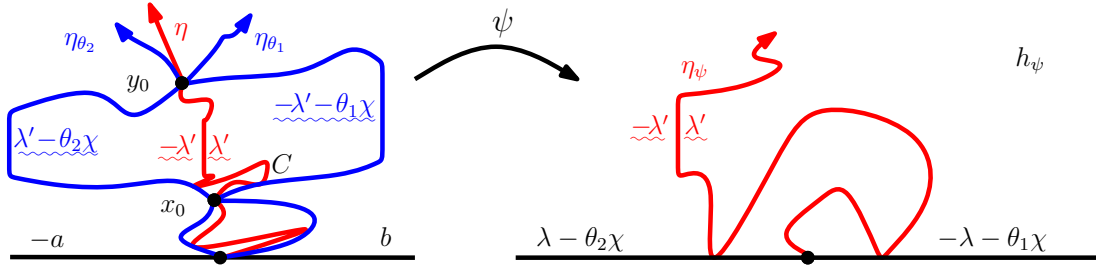


Figure 7.1: Suppose that h is a GFF on \mathbf{H} with boundary data as shown in the illustration on the left hand side. Suppose $\theta_1 < 0 < \theta_2$ and let η_{θ_i} be the flow line of h starting from 0 with angle θ_i , i.e. the flow line of $h + \theta_i\chi$. Assume a, b are chosen sufficiently large so that Proposition 5.5 applies to $\eta_{\theta_1}, \eta_{\theta_2}$, and η , the zero angle flow line of h . Then η_{θ_1} almost surely lies to the right of η which in turn almost surely lies to the right of η_{θ_2} . We will prove in Lemma 7.1 and Lemma 7.2 that, conditionally on $\eta_{\theta_1}, \eta_{\theta_2}$, the law of η in every connected component C of $\mathbf{H} \setminus (\eta_{\theta_1} \cup \eta_{\theta_2})$ which lies between η_{θ_1} and η_{θ_2} is independently that of an $\text{SLE}_{\kappa}(\rho^L; \rho^R)$ process with $\rho^L = \theta_2 \frac{\chi}{\lambda} - 2$ and $\rho^R = -\theta_1 \frac{\chi}{\lambda} - 2$ and, moreover, is almost surely determined by $h|_C$.

Setup. Fix $a, b > 0$ and let h be a GFF on \mathbf{H} with boundary data as in the left side of Figure 7.1. Fix $\theta_1 < 0 < \theta_2$ and let η_{θ_i} be the flow line of h with angle θ_i , $i = 1, 2$. That is, η_{θ_i} is the flow line of $h + \theta_i \chi$, for $i = 1, 2$. Let η be the (zero angle) flow line of h . Assume that a, b are chosen sufficiently large so that Proposition 5.5 applies to η_{θ_1} , η , and η_{θ_2} . Thus we know that η_{θ_1} lies to the right of η which in turn lies to the right of η_{θ_2} . By Theorem 1.2, in a certain non-boundary-intersecting regime, which we proved in Section 4.2, we know that η_{θ_1} , η , and η_{θ_2} are all almost surely determined by h . Fix a connected component C of $\mathbf{H} \setminus (\eta_{\theta_1} \cup \eta_{\theta_2})$ which lies between η_{θ_1} and η_{θ_2} . (The particular way that we select C will ultimately be unimportant since what we will argue holds for all such C simultaneously. One example of an explicit rule for selecting C would be to fix a positive integer k and a countable, dense sequence (r_n) of points in \mathbf{C} and consider the subsequence containing those r_i that lie between η_{θ_1} and η_{θ_2} ; we may then let C be the component containing the k th element in the subsequence.) Let x_0 be the first point in ∂C traced by η_{θ_1} and y_0 the last. Let h_C be the restriction of h to C and η_C the restriction of η to the time interval in which it takes values in \overline{C} . Let $\psi: C \rightarrow \mathbf{H}$ be a conformal transformation which sends x_0 to 0 and y_0 to ∞ (the scale factor can be determined by an arbitrary rule — e.g., by requiring the k th element in the subsequence discussed above to map to a point on the unit circle) and let $h_\psi = h \circ \psi^{-1} - \chi \arg(\psi^{-1})'$ be the GFF on \mathbf{H} given by the coordinate change (1.4) of h_C under ψ and let η_ψ be the flow line of h_ψ starting from 0 and targeted at ∞ .

To complete the proof of Theorem 1.2 for $\kappa \in (0, 4]$ with two force points $\rho^L, \rho^R > -2$, we will show the following:

1. η_ψ is almost surely determined by h_ψ .
2. $\eta_\psi \sim \text{SLE}_\kappa(\rho^L; \rho^R)$, and by adjusting θ_1, θ_2 we can obtain any pair of weights $\rho^L, \rho^R > -2$.

Theorem 1.3 for $\kappa \in (0, 4]$ with two force points $\rho^L, \rho^R > -2$ then follows by showing that η_ψ is almost surely continuous. We will accomplish these two steps in the following lemmas.

Lemma 7.1. *Conditional on $\eta_{\theta_1}, \eta_{\theta_2}$ and η up until the first time that it hits ∂C , we have that $\eta_\psi \sim \text{SLE}_\kappa(\rho^L; \rho^R)$ where the weights ρ^R, ρ^L are given by*

$$\rho^R = -\frac{\theta_1 \chi}{\lambda} - 2 \quad \text{and} \quad \rho^L = \frac{\theta_2 \chi}{\lambda} - 2$$

and correspond to force points at 0^+ and 0^- , respectively. Moreover, η_ψ is almost surely continuous with $\lim_{t \rightarrow \infty} \eta_\psi(t) = \infty$ and (η_ψ, h_ψ) are coupled as in Theorem 1.1.

Note that Lemma 7.1 implies that (η_ψ, h_ψ) is independent of $(\eta_{\theta_1}, \eta_{\theta_2})$. This fact will be important for us in the proof of Lemma 7.2.

Proof of Lemma 7.1. By Remark 6.14, the uniformizing conformal maps (g_t) of the unbounded connected component of $\mathbf{H} \setminus \eta_\psi([0, t])$ with $\lim_{z \rightarrow \infty} |g_t(z) - z| = 0$ satisfy the Loewner equation with continuous driving function W_t . For a local set A of h_ψ , let \mathcal{C}_A^ψ be as in Section 3.2. That $\eta, \eta_{\theta_1}, \eta_{\theta_2}$ are almost surely determined by h and are local sets for h combined with Lemma 6.2 implies that $\eta_\psi([0, \tau])$ is a local set for h_ψ for every η stopping time τ . Moreover, Remark 6.7 implies that $\mathcal{C}_{\eta_\psi([0, \tau])}^\psi$ is the harmonic function in $\mathbf{H} \setminus \eta_\psi([0, \tau])$ whose boundary values are described in the right hand side of Figure 7.1. Proposition 6.5 implies that $\mathcal{C}_{\eta_\psi([0, t])}^\psi(z)$ has a modification which is continuous in t and z . Consequently, Theorem 2.4 implies $\eta_\psi \sim \text{SLE}_\kappa(\rho^L; \rho^R)$ in \mathbf{H} from 0 to ∞ where the values of ρ^L, ρ^R are as in the statement of the lemma (recall Figure 1.11). The continuity of η_ψ follows since η is almost surely continuous (recall Remark 2.3 and Proposition 4.12, which gives the continuity of $\eta_\psi(t)$ as $t \rightarrow \infty$) and, as explained in Remark 6.14, ψ extends as a homeomorphism from \overline{C} to $\overline{\mathbf{H}}$. \square

We now turn to show that η_ψ is almost surely determined by h_ψ .

Lemma 7.2. *Almost surely, h_ψ determines η_ψ .*

Proof. We remark again that η lies to the left of η_{θ_1} and to the right of η_{θ_2} by Proposition 5.5. Moreover, η_{θ_1}, η , and η_{θ_2} are almost surely determined by h by the non-boundary-intersecting version of Theorem 1.2, which was proved in Section 4.2. Let h' be the restriction of h to $\mathbf{H} \setminus \overline{C}$ and $Q = (\eta_{\theta_1}, \eta_{\theta_2}, h')$. Since Q determines C hence ψ , it follows from Lemma 3.10 and [RS05, Theorem 8.1] that the pair (Q, h_ψ) determines the entire GFF h , hence also η_ψ . Thus to show that η_ψ is determined by h_ψ , it suffices to show that the pair (η_ψ, h_ψ) is independent of Q since h_ψ is independent of Q . It in turn suffices to show that h' is independent of (η_ψ, h_ψ) given $\eta_{\theta_1}, \eta_{\theta_2}$. The reason is that the previous lemma implies (η_ψ, h_ψ) is independent of $(\eta_{\theta_1}, \eta_{\theta_2})$ since its law conditionally on $(\eta_{\theta_1}, \eta_{\theta_2})$ does not depend on $\eta_{\theta_1}, \eta_{\theta_2}$.

Let h'_1 and h'_2 be the restrictions of h' to the right and left sides of η_{θ_1} and η_{θ_2} , respectively. Let U be the set of points in $\mathbf{H} \setminus (\eta_{\theta_1} \cup \eta_{\theta_2})$ which lie between η_{θ_1} and η_{θ_2} . We can put an ordering on the set of connected components \mathcal{U} of U by saying that $A < B$ for $A, B \in \mathcal{U}$ if and only if η intersects A before B . Let h'_3, h'_4 be the restrictions of h to those components which come strictly before and after C in this ordering, respectively. By Lemma 3.10 and [RS05, Theorem 8.1], we have that h' is determined by (h'_1, \dots, h'_4) . Proposition 3.9 (with A_1 given by $\eta_{\theta_1} \cup \eta_{\theta_2}$, $A_2 = \eta$, and C given by the components of $\mathbf{H} \setminus (\eta_{\theta_1} \cup \eta_{\theta_2})$ which are to the right of η_{θ_1} and to the left of η_{θ_2}) implies that the pair (h'_1, h'_2) is independent of (η_ψ, h_ψ) given $(h'_3, h'_4, \eta_{\theta_1}, \eta_{\theta_2})$. Another application of Proposition 3.9 (with A_1 given by $\eta_{\theta_1} \cup \eta_{\theta_2}$, A_2 given by η stopped upon the last time it hits ∂C , and C given by the components of $\mathbf{H} \setminus (\eta_{\theta_1} \cup \eta_{\theta_2})$ which come after C) implies that h'_4 is independent of (η_ψ, h_ψ) given $(\eta_{\theta_1}, \eta_{\theta_2}, h'_3)$. Finally, Proposition 3.9 (with $A_1 = \eta_{\theta_1} \cup \eta_{\theta_2}$, A_2 given by the union $\eta_{\theta_1}, \eta_{\theta_2}$, and the restriction of η to the interval of time in which it is in \overline{C} , and C given by those components of $\mathbf{H} \setminus (\eta_{\theta_1} \cup \eta_{\theta_2})$ which

come before C ; we note that A_2 is local for h by Lemma 7.1 because it implies that the conditional law of η in \overline{C} does not depend on its realization up until first hitting ∂C when $\eta_{\theta_1}, \eta_{\theta_2}$ are fixed) (η_ψ, h_ψ) is independent of h'_3 given $(\eta_{\theta_1}, \eta_{\theta_2})$. This completes the proof. \square

The important ingredients in the proof of Lemma 7.2 are that:

1. the conditional law of h given $\eta_{\theta_1}, \eta_{\theta_2}$, and η restricted to the left and right connected components of $\mathbf{H} \setminus (\eta_{\theta_1} \cup \eta_{\theta_2})$ does not depend either on η or on the restriction of h to the connected components which lie between η_{θ_1} and η_{θ_2} ,
2. the conditional law of η in C given $\eta_{\theta_1}, \eta_{\theta_2}$ does not depend on h restricted to the connected components whose boundaries are traced by η_{θ_1} and η_{θ_2} before C ,
3. the conditional law of h given $\eta_{\theta_1}, \eta_{\theta_2}$ restricted to the connected components whose boundaries are traced by η_{θ_1} and η_{θ_2} after C does not depend on η stopped upon exiting C , and that
4. η, η_{θ_1} , and η_{θ_2} are all determined by h .

By the same argument, an analogous result holds in the setting of counterflow lines (see Section 7.4).

By combining Lemma 7.1 and Lemma 7.2, we have obtained Theorem 1.2 and Theorem 1.3 in the special case of two boundary force points, one to the left and one to the right of the SLE seed. We will record this result in the following proposition.

Proposition 7.3. *Suppose that η is an $\text{SLE}_\kappa(\rho^L; \rho^R)$ process in \mathbf{H} from 0 to ∞ with $\kappa \in (0, 4]$ and with weights $\rho^L, \rho^R > -2$ located at the force points $0^-, 0^+$, respectively. Then η is almost surely continuous and $\lim_{t \rightarrow \infty} \eta(t) = \infty$. Moreover, in the coupling of η with a GFF h as in Theorem 1.1, η is almost surely determined by h .*

Proposition 7.3 implies that the flow lines of the GFF on \mathbf{H} starting at 0 with boundary data which is constant on $(-\infty, 0)$ and on $(0, \infty)$ are almost surely defined as path valued functionals of the underlying GFF. The technique we used to prove Proposition 7.3 can be applied to multiple flow lines simultaneously. We obtain as a consequence the following extension of Proposition 5.5 to the regime of boundary data which is constant on $(-\infty, 0)$ and constant on $(0, \infty)$.

Proposition 7.4. *Suppose that h is a GFF on \mathbf{H} with boundary data as in the left side of Figure 7.1 (though we do not restrict the values of a and b). Assume $\theta_1 < \theta_2$ satisfy*

$$\theta_1 > -\frac{\lambda + b}{\chi} \quad \text{and} \quad \theta_2 < \frac{a + \lambda}{\chi}.$$

With η_{θ_i} the flow line of h with angle θ_i for $i = 1, 2$, we have that η_{θ_2} almost surely lies to the left of η_{θ_1} . The conditional law of η_{θ_1} given η_{θ_2} is that of an $\text{SLE}_\kappa((\theta_2 - \theta_1)\chi/\lambda - 2; (b + \theta_1\chi)/\lambda - 1)$ independently in each of the connected components of $\mathbf{H} \setminus \eta_{\theta_2}$ which lie to the right of η_{θ_2} . Similarly, the conditional law of η_{θ_2} given η_{θ_1} is that of an $\text{SLE}_\kappa((a - \theta_2\chi)/\lambda - 1; (\theta_2 - \theta_1)\chi/\lambda - 2)$ independently in each of the connected components of $\mathbf{H} \setminus \eta_{\theta_1}$ which lie to the left of η_{θ_1} .

The hypothesis on θ_1, θ_2 is to ensure that the values of the weights of the force points associated with $\eta_{\theta_1}, \eta_{\theta_2}$ exceed -2 .

We are now able to complete the proof of Theorem 1.2 for $\kappa \in (0, 4]$. This follows from an induction argument, the absolute continuity properties of the field (Proposition 3.4), and the two force point case (Lemma 7.2 and Proposition 7.3), and is accomplished in the following lemma.

Lemma 7.5. *In the setting of Theorem 1.1 for $\kappa \in (0, 4]$, the $\text{SLE}_\kappa(\underline{\rho}^L; \underline{\rho}^R)$ flow line η of h is almost surely determined by h .*

Proof. Write $\underline{\rho}^L = (\rho^{1,L}, \dots, \rho^{k,L})$ and $\underline{\rho}^R = (\rho^{1,R}, \dots, \rho^{\ell,R})$. We are going to prove the result by induction on k, ℓ . For simplicity of notation, we are going to assume without loss of generality that $x^{1,L} = 0^-$ and $x^{1,R} = 0^+$ by possibly adding 0 weight force points. Lemma 7.2 gives the desired result when $k, \ell \leq 1$. Let K_t denote the hull of η at time t and let $f_t: \mathbf{H} \setminus K_t \rightarrow \mathbf{H}$ be the corresponding centered Loewner map. Assume that the statement of the lemma holds for some fixed $k, \ell \geq 1$. We are going to prove that the result holds for $k + 1$ force points to the left of 0 and ℓ to the right of 0 (and vice-versa by symmetry). There are two possibilities: either K_t does or does not accumulate in $(-\infty, x^{k+1,L}]$. In the latter case, we are done because we can invoke Proposition 3.4 to deduce the result from the induction hypothesis. Suppose that we are in the former case. Let τ be the first time K_t accumulates in $(-\infty, x^{k+1,L}]$. Note that $K|_{[0,\tau]}$ is almost surely determined by h by Proposition 3.4 and the induction hypothesis (we can apply these results to $K|_{[0,\tau_\epsilon]}$ where τ_ϵ is the first time that K_t gets within distance $\epsilon > 0$ of $(-\infty, x^{k+1,L}]$ and then send $\epsilon \rightarrow 0$). If τ is at the continuation threshold, then we are done. If not, we just need to show that $K|_{(\tau,\infty)}$ is almost surely determined by h . Assume that the rightmost point of K_τ is contained in $[x^{j_0,R}, x^{j_0+1,R})$. Then the conditional law of $f_\tau(K_t)$ for $t \geq \tau$ given $K|_{[0,\tau]}$ is an $\text{SLE}_\kappa(\bar{\rho}^L; \tilde{\rho}^R)$ process in \mathbf{H} from 0 to ∞ where

$$\bar{\rho}^L = \sum_{s=1}^{k+1} \rho^{s,L} \quad \text{and} \quad \tilde{\rho}^{1,R} = \sum_{s=1}^{j_0} \rho^{s,R}, \quad \tilde{\rho}^{2,R} = \rho^{j_0+1,R}, \dots, \tilde{\rho}^{\ell-j_0+1,R} = \rho^{\ell,R}.$$

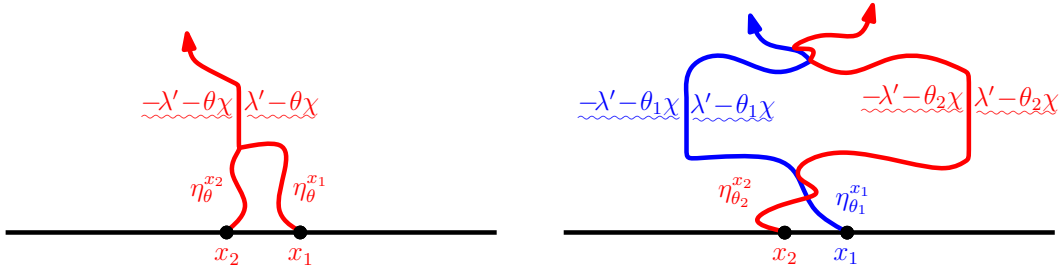
By the induction hypothesis, it thus follows that $(f_\tau(K_t) : t \geq \tau)$ is almost surely determined by $h \circ f_\tau - \chi \arg f'_\tau$, hence also by $h|_{\mathbf{H} \setminus K_\tau}$ given K_τ . The result now follows. \square

The proof of Lemma 7.5 is not specific to $\text{SLE}_\kappa(\underline{\rho})$ processes when $\kappa \in (0, 4]$. In particular, upon proving that $\text{SLE}_{\kappa'}(\rho^L; \rho^R)$ processes are almost surely determined by h for $\rho^L, \rho^R > -2$ in the coupling of Theorem 1.1 in Section 7.4, we will have completed the proof of Theorem 1.2.

7.2 Monotonicity, merging, and crossing

Up until now, the only type of interaction between flow lines that we have considered has been when the paths have the same seed. In this subsection, we will expand on this to complete the proof of Theorem 1.5 (contingent on a continuity assumption which will be removed upon proving Theorem 1.3 for flow lines in Section 7.3). This gives a complete description of the manner in which flow lines can interact with each other and makes the phenomena observed in the simulations from the introduction (Figures 1.2-1.5, 1.7, 1.8, and 1.21) precise. In particular, we will consider the following setup: we have two flow lines $\eta_{\theta_1}^{x_1}$ and $\eta_{\theta_2}^{x_2}$ of a GFF on \mathbf{H} with piecewise constant boundary data which changes a finite number of times with angles θ_1 and θ_2 starting at boundary points x_1 and x_2 , respectively. We will show that if $x_1 > x_2$ and $\theta_1 < \theta_2$, then $\eta_{\theta_1}^{x_1}$ stays to the right of $\eta_{\theta_2}^{x_2}$. This is a generalization of Proposition 7.4, the monotonicity statement for boundary data which is constant on $(-\infty, 0)$ and on $(0, \infty)$, to the setting of general piecewise constant boundary data and where the initial points of the flow lines can be different. The more interesting behavior occurs when $\theta_1 = \theta_2$ or $\theta_2 < \theta_1 < \theta_2 + \pi$. In the former case, the flow lines will actually almost surely merge upon intersecting and then never separate (in obvious contrast with a Euclidean geometry). In the latter case, upon intersecting, the flow lines will almost surely cross exactly once. Afterwards, they may continue to intersect and bounce off of one another, but will never cross again.

The first step to proving these results is Lemma 7.7, which says that the set K which consists of those points of $\eta_{\theta_1}^{x_1}$ until the first time τ_1 that $\eta_{\theta_1}^{x_1}$ intersects $\eta_{\theta_2}^{x_2}$ and those points of $\eta_{\theta_2}^{x_2}$ until the first time τ_2 that $\eta_{\theta_2}^{x_2}$ hits $\eta_{\theta_1}^{x_1}$ is a local set for h . We will in particular show that if $\tau_1, \tau_2 < \infty$, then $\eta_{\theta_1}^{x_1}(\tau_1) = \eta_{\theta_2}^{x_2}(\tau_2)$ (which is of course not in general true for continuous paths). This is a particularly interesting example of a local set because it cannot be generated using a “local algorithm” that explores the values of the field along the flow lines until stopping times (without ever looking at the field off of those flow lines). Once Lemma 7.7 is established, we will then prove Lemma 7.8 which gives that the conditional mean \mathcal{C}_K of h given \mathcal{K} (where \mathcal{K} plays the same role for K as \mathcal{A} from Section 3.2) does not exhibit pathological behavior in the unbounded connected component D of $\mathbf{H} \setminus K$, even at the first intersection point of $\eta_{\theta_1}^{x_1}$ and $\eta_{\theta_2}^{x_2}$. This in turn allows us to show that $\eta_{\theta_i}^{x_i}|_{[\tau_i, \infty)}$, $i = 1, 2$, is the flow line of the conditional field $h|_D$ given \mathcal{K} with angle θ_i starting at $\eta_{\theta_1}^{x_1}(\tau_1) = \eta_{\theta_2}^{x_2}(\tau_2)$ provided $\tau_1, \tau_2 < \infty$. We then prove Proposition 7.10, which is our most general monotonicity statement, followed by Proposition 7.11, which gives the monotonicity of angle varying flow lines. The merging and crossing behavior are proved in Proposition 7.12 and follows by using Lemma 7.7



(a) If $\theta_1 = \theta_2 = \theta$, then the flow lines almost surely merge upon intersecting and then never separate.

(b) If $\theta_2 < \theta_1 < \theta_2 + \pi$, then the flow lines almost surely cross upon intersecting. Afterwards, they may bounce off of each other but will never cross again.

Figure 7.2: Suppose that h is a GFF on \mathbf{H} with piecewise constant boundary data which changes a finite number of times. For each $x \in \mathbf{R}$ and angle θ , let η_θ^x be the flow line of h starting at x with angle θ . If $x_1 > x_2$ and $\theta_1 = \theta_2 = \theta$, then $\eta_{\theta_1}^{x_1}$ will almost surely merge with $\eta_{\theta_2}^{x_2}$ upon intersecting (left panel). If $\theta_2 < \theta_1 < \theta_2 + \pi$, then $\eta_{\theta_1}^{x_1}$ will cross $\eta_{\theta_2}^{x_2}$ upon intersecting but will never cross back (right) panel. If $\theta_1 < \theta_2$, then $\eta_{\theta_1}^{x_1}$ will almost surely stay to the right of $\eta_{\theta_2}^{x_2}$.

and Lemma 7.8 to reduce the results to Proposition 7.10. Before we prove Lemma 7.7, we need to record the following technical lemma.

Lemma 7.6. *Suppose that h is a GFF on \mathbf{H} with piecewise constant boundary data which changes a finite number of times. Suppose that $x_1, x_2 \in \mathbf{R}$ with $x_2 < x_1$ and fix angles $\theta_1, \theta_2 \in \mathbf{R}$ with $\theta_1 < \theta_2 + \pi$. Let T_i be a stopping time for $\eta_{\theta_i}^{x_i}$, $i = 1, 2$, such that $\eta_{\theta_i}^{x_i}|_{[0, T_i]}$ is almost surely continuous. Let $\tilde{\tau}_1 \leq T_1$ be any stopping time for $\eta_{\theta_1}^{x_1}$. Then the following is true. Suppose that $\tilde{\tau}_2 \leq T_2$ is any stopping time for the filtration $\mathcal{F}_t = \sigma(\eta_{\theta_2}^{x_2}(s) : s \leq t, \eta_{\theta_1}^{x_1}([0, \tilde{\tau}_1]))$ such that with ξ_2 the largest time $t \in [0, \tilde{\tau}_2]$ with $\eta_{\theta_2}^{x_2}(t) \in \eta_{\theta_1}^{x_1}([0, \tilde{\tau}_1])$ we have that $\eta_{\theta_2}^{x_2}(\tilde{\tau}_2)$ is contained in the unbounded connected component of $\mathbf{H} \setminus (\eta_{\theta_1}^{x_1}([0, \tilde{\tau}_1]) \cup \eta_{\theta_2}^{x_2}([0, \xi_2]))$. Let ξ_1 be the smallest time t that $\eta_{\theta_1}^{x_1}(t) \in \eta_{\theta_2}^{x_2}([0, \tilde{\tau}_2])$. Then $\eta_{\theta_2}^{x_2}|_{[\tilde{\tau}_2, T_2]}$ either hits $\partial\mathbf{H}$ or $\eta_{\theta_1}^{x_1}([\xi_1, \tilde{\tau}_1])$ or escapes to ∞ before hitting $\eta_{\theta_1}^{x_1}([0, \xi_1])$. The analogous result holds when the roles of $\eta_{\theta_1}^{x_1}$, $\eta_{\theta_2}^{x_2}$ are swapped.*

We note that in the case that either θ_1 or θ_2 is outside of the range of values necessary for the flow line to be defined (i.e., there is a force point of weight less than or equal to -2 immediately to the left or to the right of the starting point of the path), the statement of Lemma 7.6 trivially holds as we can view such a flow line to be the path which is always equal to its starting point. Lemma 7.6 is a consequence of Lemma 5.2; see Figure 7.3 for the setup of the proof. Its proof is also very similar to that of Proposition 5.1.

Proof of Lemma 7.6. Note that $\eta_{\theta_1}^{x_1}([0, \tilde{\tau}_1]) \cup \eta_{\theta_2}^{x_2}([0, \tilde{\tau}_2])$ is a local set for h by Lemma 6.2.

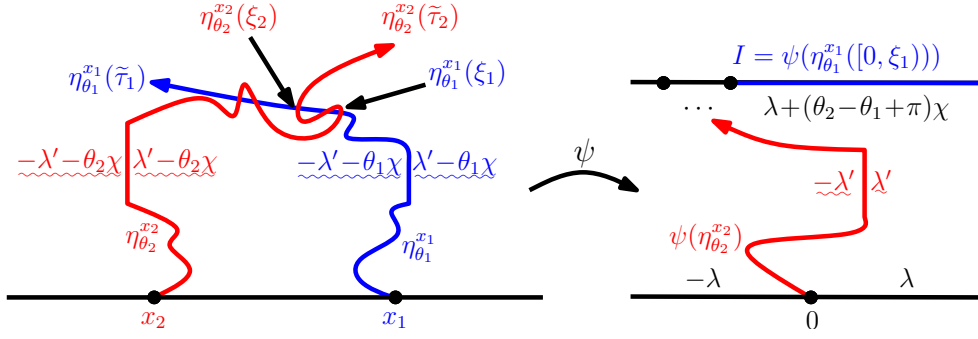


Figure 7.3: Suppose that h is a GFF on \mathbf{H} with piecewise constant boundary data which changes a finite number of times. Suppose that $x_1, x_2 \in \mathbf{R}$ with $x_2 < x_1$ and fix $\theta_1, \theta_2 \in \mathbf{R}$ with $\theta_1 < \theta_2 + \pi$. Let T_i be a stopping time for $\eta_{\theta_i}^{x_i}$, $i = 1, 2$, such that $\eta_{\theta_i}^{x_i}|_{[0, T_i]}$ is almost surely continuous. Let $\tilde{\tau}_1 \leq T_1$ be any stopping time for $\eta_{\theta_1}^{x_1}$. We show in Lemma 7.6 that the following is true. Suppose that $\tilde{\tau}_2 \leq T_2$ is any stopping time for the filtration $\mathcal{F}_t = \sigma(\eta_{\theta_2}^{x_2}(s) : s \leq t, \eta_{\theta_1}^{x_1}([0, \tilde{\tau}_1]))$ such that if ξ_2 is the largest time $t \in [0, \tilde{\tau}_2]$ so that $\eta_{\theta_2}^{x_2}(t) \in \eta_{\theta_1}^{x_1}([0, \tilde{\tau}_1])$ then $\eta_{\theta_2}^{x_2}(\tilde{\tau}_2)$ is contained in the unbounded connected component of $\mathbf{H} \setminus (\eta_{\theta_1}^{x_1}([0, \tilde{\tau}_1]) \cup \eta_{\theta_2}^{x_2}([0, \xi_2]))$. Let ξ_1 be the smallest time $t \in [0, \tilde{\tau}_1]$ that $\eta_{\theta_1}^{x_1}(t) \in \eta_{\theta_2}^{x_2}([0, \tilde{\tau}_2])$. Then $\eta_{\theta_2}^{x_2}|_{[\tilde{\tau}_2, T_2]}$ does not exit the unbounded connected component D of $\mathbf{H} \setminus (\eta_{\theta_1}^{x_1}([0, \tilde{\tau}_1]) \cup \eta_{\theta_2}^{x_2}([0, \tilde{\tau}_2]))$ in the right side of $\eta_{\theta_1}^{x_1}([0, \xi_1])$. To see this, we let ψ be the conformal map from D to \mathcal{S} which takes $\eta_{\theta_2}^{x_2}(\tilde{\tau}_2)$ to 0, and the left and right sides of $\eta_{\theta_2}^{x_2}([0, \tilde{\tau}_2])$ to $(-\infty, 0)$ and $(0, \infty)$, respectively. The boundary data for the GFF $\tilde{h} + \theta_2\chi$ where $\tilde{h} = h|_D \circ \psi^{-1} - \chi \arg(\psi^{-1})'$ is shown on the right side. Note that $\theta_2 - \theta_1 + \pi \geq 0$ so that with $I = \psi(\eta_{\theta_1}^{x_1}([0, \xi_1]))$ we have that $(\tilde{h} + \theta_2\chi)|_I \geq \lambda$. Since $\psi(\eta_{\theta_2}^{x_2}|_{[\tilde{\tau}_2, T_2]})$ is the flow line of $\tilde{h} + \theta_2\chi$ starting from 0, the result then follows from Lemma 5.2.

Let D be the unbounded connected component of $\mathbf{H} \setminus (\eta_{\theta_1}^{x_1}([0, \tilde{\tau}_1]) \cup \eta_{\theta_2}^{x_2}([0, \tilde{\tau}_2]))$. Let $\psi: D \rightarrow \mathcal{S}$ be the conformal map which takes $\eta_{\theta_2}^{x_2}(\tilde{\tau}_2)$ to 0, the left side of $\eta_{\theta_2}^{x_2}([0, \tilde{\tau}_2])$ to $(-\infty, 0)$, and the right side to $(0, \infty)$. Let $\tilde{h} = h|_D \circ \psi^{-1} - \chi \arg(\psi^{-1})'$. Then \tilde{h} is a GFF on \mathcal{S} ; the boundary data for $\tilde{h} + \theta_2\chi$ is depicted in the right side of Figure 7.3. Here, we are using Proposition 3.8 to get the boundary data for \tilde{h} on the image I under ψ of the right side of $\eta_{\theta_1}^{x_1}([0, \xi_1])$ as well as on the lower boundary $\partial_L \mathcal{S}$ (in particular, we do not try to rule out pathological behavior in the conditional mean of h at intersection points of $\eta_{\theta_1}^{x_1}$ and $\eta_{\theta_2}^{x_2}$). Since $\eta_{\theta_2}^{x_2}|_{[0, T_2]}$ is almost surely continuous, we know that the image of $\eta_{\theta_2}^{x_2}|_{[\tilde{\tau}_2, T_2]}$ under ψ is also continuous. Since the boundary data of $\tilde{h} + \theta_2\chi$ on I is $\lambda + (\theta_2 - \theta_1 + \pi)\chi \geq \lambda$, Lemma 5.2 implies that $\psi(\eta_{\theta_2}^{x_2}|_{[\tilde{\tau}_2, T_2]})$ must exit \mathcal{S} in $\partial_U \mathcal{S} \setminus I$ (or does not exit before time T_2). This corresponds to $\eta_{\theta_2}^{x_2}$ exiting D either in $\partial \mathbf{H}$ or in $\eta_{\theta_1}^{x_1}|_{[\xi_1, \tilde{\tau}_1]}$ (or not exiting at all). This completes the proof. \square

Lemma 7.7. *Suppose that h is a GFF on \mathbf{H} with piecewise constant boundary data*

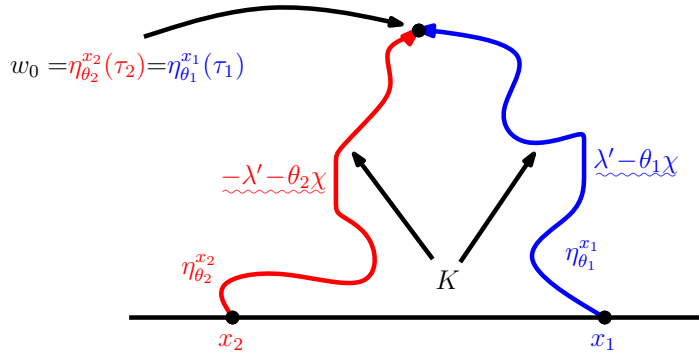


Figure 7.4: Suppose that h is a GFF on \mathbf{H} with piecewise constant boundary data which changes a finite number of times. Suppose that $x_1, x_2 \in \partial\mathbf{H}$ with $x_2 < x_1$ and fix $\theta_1, \theta_2 \in \mathbf{R}$ with $\theta_1 < \theta_2 + \pi$. For $i = 1, 2$, let T_i be a stopping time for $\eta_{\theta_i}^{x_i}$ such that $\eta_{\theta_i}^{x_i}|_{[0, T_i]}$ is almost surely continuous. Let τ_1 be the first time that $\eta_{\theta_1}^{x_1}|_{[0, T_1]}$ hits $\eta_{\theta_2}^{x_2}|_{[0, T_2]}$ and let τ_2 be the first time that $\eta_{\theta_2}^{x_2}|_{[0, T_2]}$ hits $\eta_{\theta_1}^{x_1}|_{[0, T_1]}$. In Lemma 7.7, we show that $K = \eta_{\theta_1}^{x_1}([0, \tau_1 \wedge T_1]) \cup \eta_{\theta_2}^{x_2}([0, \tau_2 \wedge T_2])$ is a local set for h and, if $\tau_1, \tau_2 < \infty$, then $w_0 = \eta_{\theta_1}^{x_1}(\tau_1) = \eta_{\theta_2}^{x_2}(\tau_2)$. Let D be the unbounded connected component of $\mathbf{H} \setminus K$. In Lemma 7.8, we show that $h|_D$ given \mathcal{K} (where \mathcal{K} plays the role for K of \mathcal{A} from Section 3.2) is a GFF in D whose boundary data is as depicted above and that $\eta_{\theta_i}^{x_i}|_{[\tau_i, T_i]}$ is the flow line of $h|_D$ starting at w_0 of angle θ_i for $i = 1, 2$.

which changes a finite number of times. Fix $x_1, x_2 \in \partial\mathbf{H}$ with $x_2 < x_1$ and angles θ_1, θ_2 with $\theta_1 < \theta_2 + \pi$. For $i = 1, 2$, let T_i be a stopping time for $\eta_{\theta_i}^{x_i}$ such that $\eta_{\theta_i}^{x_i}|_{[0, T_i]}$ is almost surely continuous. Let τ_2 be the first time that $\eta_{\theta_2}^{x_2}|_{[0, T_2]}$ intersects $\eta_{\theta_1}^{x_1}|_{[0, T_1]}$ and let τ_1 be the first time that $\eta_{\theta_1}^{x_1}|_{[0, T_1]}$ intersects $\eta_{\theta_2}^{x_2}|_{[0, T_2]}$. Let $K = \eta_{\theta_1}^{x_1}([0, \tau_1 \wedge T_1]) \cup \eta_{\theta_2}^{x_2}([0, \tau_2 \wedge T_2])$. Then K is a local set for h . Moreover, if $\tau_i \leq T_i$ and $\tau_i < \infty$ for $i = 1, 2$ then $\eta_{\theta_1}^{x_1}(\tau_1) = \eta_{\theta_2}^{x_2}(\tau_2)$ and $\eta_{\theta_i}^{x_i}|_{[\tau_i, T_i]}$, for $i = 1, 2$, is almost surely contained in the unbounded connected component of $\mathbf{H} \setminus K$.

We note that in the statement of Lemma 7.7, the stopping times τ_i , $i = 1, 2$, may actually be infinite in the case that $\eta_{\theta_1}^{x_1}|_{[0, T_1]}$ does not touch $\eta_{\theta_2}^{x_2}|_{[0, T_2]}$. This can happen, for example, if one of the $\eta_{\theta_i}^{x_i}|_{[0, T_i]}$ hits a segment of $\partial\mathbf{H}$ after which it is not able to continue, i.e. the boundary data of $h + \theta_i\chi$ is at least λ on the left side of the intersection point or is not more than $-\lambda$ on the right side. On the other hand, the statement is vacuous in the setting in which the boundary of h is such that either $\eta_{\theta_1}^{x_1}$ or $\eta_{\theta_2}^{x_2}$ immediately hits the continuation threshold (i.e., the ρ value immediately to the left or right of one of the paths is not larger than -2).

Proof of Lemma 7.7. Let $\tilde{\eta}_{\theta_i}^{x_i}(t) = \eta_{\theta_i}^{x_i}(t \wedge T_i)$ for $i = 1, 2$. Assume that $\tau_i < \infty$ for $i = 1, 2$ for otherwise the result is trivial. We are now going to prove that $\tilde{\eta}_{\theta_1}^{x_1}(\tau_1) = \tilde{\eta}_{\theta_2}^{x_2}(\tau_2)$. To see this, we apply Lemma 7.6 for the stopping time $\tilde{\tau}_1 = T_1$ for $\tilde{\eta}_{\theta_1}^{x_1}$ and

for any stopping time $\tau_2 \leq \tilde{\tau}_2 \leq T_2$ for the filtration $\mathcal{F}_t = \sigma(\tilde{\eta}_{\theta_2}^{x_2}(s) : s \leq t, \tilde{\eta}_{\theta_1}^{x_1}([0, T_1]))$ so that the criteria of Lemma 7.6 hold. Let ξ_1 be the first time t that $\tilde{\eta}_{\theta_1}^{x_1}|_{[0, T_1]}$ hits $\tilde{\eta}_{\theta_2}^{x_2}([0, \tilde{\tau}_2])$. Lemma 7.6 implies that $\tilde{\eta}_{\theta_2}^{x_2}|_{[\tilde{\tau}_2, T_2]}$ cannot hit the right side of $\tilde{\eta}_{\theta_1}^{x_1}([0, \xi_1])$ before hitting either $\tilde{\eta}_{\theta_1}^{x_1}([\xi_1, T_1])$ or $\partial\mathbf{H}$. By applying this to a countable collection of stopping times which is dense among admissible times in $[\tau_2, T_2]$ (i.e., stopping times $\tilde{\tau}_2$ so that the criteria of Lemma 7.6 apply), we see that $\tilde{\eta}_{\theta_2}^{x_2}([\tau_2, T_2])$ cannot hit the right side of $\tilde{\eta}_{\theta_1}^{x_1}([0, \sigma_1])$ where σ_1 is the first time that $\tilde{\eta}_{\theta_1}^{x_1}$ hits $\tilde{\eta}_{\theta_2}^{x_2}(\tau_2)$. An analogous argument with the roles of $\tilde{\eta}_{\theta_1}^{x_1}$ and $\tilde{\eta}_{\theta_2}^{x_2}$ reversed implies that $\tilde{\eta}_{\theta_1}^{x_1}([\tau_1, T_1])$ cannot hit the left side of $\tilde{\eta}_{\theta_2}^{x_2}([0, \sigma_2])$ where σ_2 is the first time that $\tilde{\eta}_{\theta_2}^{x_2}$ hits $\tilde{\eta}_{\theta_1}^{x_1}(\tau_1)$. It thus follows that $\sigma_1 = \tau_1$, which proves the claim.

Recall that we assumed that $\tau_i < \infty$ for $i = 1, 2$. Let $K = \tilde{\eta}_{\theta_1}^{x_1}([0, \tau_1]) \cup \tilde{\eta}_{\theta_2}^{x_2}([0, \tau_2])$. The above argument also implies that $\tilde{\eta}_{\theta_i}^{x_i}|_{[\tau_i, T_i]}$ is contained in the unbounded connected component of $\mathbf{H} \setminus K$ for $i = 1, 2$ (i.e., if $\tilde{\eta}_{\theta_1}^{x_1}|_{[\tau_1, T_1]}$ is in a bounded connected component, then $\tilde{\eta}_{\theta_2}^{x_2}$ hits $\tilde{\eta}_{\theta_1}^{x_1}$ on its right side first). We are now going to prove that K is local by checking characterization (i) of Lemma 3.6. Fix $U \subseteq \mathbf{H}$ open. For $i = 1, 2$, let $\tau_i^U = \inf\{t \geq 0 : \tilde{\eta}_{\theta_i}^{x_i}(t) \in U\}$. Then $\tilde{\eta}_{\theta_i}^{x_i}([0, \tau_i^U])$, $i = 1, 2$, is almost surely determined by the projection of h onto $H^\perp(U)$ as a consequence of Theorem 1.2 and that $\tilde{\eta}_{\theta_i}^{x_i}([0, \tau_i^U])$, $i = 1, 2$, is a local set for h . Since the event that $\{K \cap U \neq \emptyset\}$ is determined by $\tilde{\eta}_{\theta_1}^{x_1}([0, \tau_1^U])$ and $\tilde{\eta}_{\theta_2}^{x_2}([0, \tau_2^U])$, it is therefore determined by the projection of h onto $H^\perp(U)$. \square

Lemma 7.8. *Assume that we have the same setup as Lemma 7.7. Let D be the unbounded connected component of $\mathbf{H} \setminus K$ and let $\varphi : D \rightarrow \mathbf{H}$ be a conformal transformation which fixes ∞ and let \mathbf{g} be the function which is harmonic in \mathbf{H} with boundary conditions given by $-\lambda - \theta_i \chi$ (resp. $\lambda - \theta_i \chi$) on the φ image of the left (resp. right) side of $\eta_i|_{[0, \tau_i \wedge T_i]}$ for $i = 1, 2$ and the same as $h \circ \varphi^{-1}$ on $\varphi(\partial\mathbf{H})$. Then the conditional mean \mathcal{C}_K of h given \mathcal{K} (where \mathcal{K} plays the role for K of \mathcal{A} as in Section 3.2) restricted to D is $\mathbf{g} \circ \varphi - \chi \arg \varphi'$ (see Figure 7.4). Moreover, if $\tau_i < \infty$ for $i = 1, 2$ then $\eta_{\theta_i}^{x_i}|_{[\tau_i, T_i]}$ is the flow line of the conditional field h given \mathcal{K} restricted to D with angle θ_i starting at $w_0 = \eta_{\theta_1}^{x_1}(\tau_1) = \eta_{\theta_2}^{x_2}(\tau_2)$.*

Proof. Lemma 7.7 implies that $K = \eta_{\theta_1}^{x_1}([0, \tau_1]) \cup \eta_{\theta_2}^{x_2}([0, \tau_2])$ is a local set for h . The claim regarding \mathcal{C}_K is clear if $w_0 \in \partial\mathbf{H}$ by Proposition 6.5 or if $\tau_1, \tau_2 = \infty$. To see this in the case that $w_0 \in \mathbf{H}$, we note that with $K_{r,s} = \eta_{\theta_1}^{x_1}([0, r]) \cup \eta_{\theta_2}^{x_2}([0, s])$ we have that $\mathcal{C}_{K_{r,s}}$ does not exhibit pathological behavior whenever $s > \tau_2$ and $r < \tau_1$ by Proposition 3.7 and Proposition 3.8. The claim then follows by using Proposition 6.5 and that $\mathcal{C}_K = \lim_{s \downarrow \tau_2} \lim_{r \uparrow \tau_1} \mathcal{C}_{K_{r,s}}$ almost surely.

To see the second claim, we first note that $\eta_{\theta_i}^{x_i}|_{[\tau_i, T_i]}$, for $i = 1, 2$, has a continuous Loewner driving function viewed as a path in D . The reason is that $\eta_{\theta_i}^{x_i}$ cannot trace itself or $\partial\mathbf{H}$ since it has a continuous Loewner driving function viewed as a path in \mathbf{H} and it cannot trace or create loops with K because the proof of Lemma 7.7 implies that $\eta_{\theta_i}^{x_i}|_{[\tau_i, T_i]}$ almost surely does not hit K after time τ_i . Thus the claim follows by applying

Proposition 6.12. Combining Theorem 1.2, Theorem 2.4, and Proposition 6.5 completes the proof of the result. \square

The proofs of Lemma 7.7 and Lemma 7.8 also apply in the following slightly more general situation.

Lemma 7.9. *Assume that we have the same setup as Lemma 7.7. Suppose that $\sigma_2 \leq T_2$ is a stopping time for $\eta_{\theta_2}^{x_2}$ such that, almost surely, $\eta_{\theta_1}^{x_1}|_{[0, T_1]}$ lies to the right of $\eta_{\theta_2}^{x_2}|_{[0, \sigma_2]}$. Let τ_1 be the first time that $\eta_{\theta_1}^{x_1}|_{[0, T_1]}$ hits $\eta_{\theta_2}^{x_2}|_{[\sigma_2, T_2]}$ and let τ_2 be the first time that $\eta_{\theta_2}^{x_2}|_{[\sigma_2, T_2]}$ hits $\eta_{\theta_1}^{x_1}|_{[0, T_1]}$. Let $K = \eta_{\theta_1}^{x_1}([0, \tau_1 \wedge T_1]) \cup \eta_{\theta_2}^{x_2}([0, \tau_2 \wedge T_2])$. Then K is a local set for h . If, in addition, $\tau_1, \tau_2 < \infty$ then $w_0 = \eta_{\theta_1}^{x_1}(\tau_1) = \eta_{\theta_2}^{x_2}(\tau_2)$. Let D be the unbounded connected component of $\mathbf{H} \setminus K$. Then $\eta_{\theta_i}^{x_i}|_{[\tau_i, T_i]}$ for $i = 1, 2$ is the flow line of the conditional field $h|_D$ given \mathcal{K} (where \mathcal{K} plays the same role for K as \mathcal{A} from Section 3.2) with angle θ_i starting at w_0 .*

Proof. This follows from the same argument used to establish Lemma 7.7 and Lemma 7.8. We note that the intersection points of $\eta_{\theta_1}^{x_1}([0, \tau_1])$ and $\eta_{\theta_2}^{x_2}([0, \tau_2])$ (i.e., before $\eta_{\theta_1}^{x_1}|_{[0, T_1]}$ hits $\eta_{\theta_2}^{x_2}|_{[\sigma_2, T_2]}$ and vice-versa) do not lead to singularities in the conditional mean \mathcal{C}_K of h given K in D by Proposition 3.9. \square

By combining Lemma 7.9 with Proposition 7.4, we can now prove our general monotonicity statement for flow lines.

Proposition 7.10. *Suppose that h is a GFF on \mathbf{H} with piecewise constant boundary data which changes a finite number of times, $x_1, x_2 \in \partial\mathbf{H}$, and fix angles θ_1, θ_2 . For $i = 1, 2$, let T_i be a stopping time for $\eta_{\theta_i}^{x_i}$ such that $\eta_{\theta_i}^{x_i}|_{[0, T_i]}$ is almost surely continuous. If $\theta_1 < \theta_2$ and $x_1 > x_2$, then $\eta_{\theta_1}^{x_1}|_{[0, T_1]}$ almost surely lies to the right of $\eta_{\theta_2}^{x_2}|_{[0, T_2]}$.*

Proof. Let $\underline{y}_2 = (y_2^{k_2} < \dots < y_2^1 \leq y_2^0 = x_2)$ and $\underline{y}_1 = (y_1^{k_1} > \dots > y_1^1 \geq y_1^0 = x_1)$. Assume that the boundary data for h in $[y_2^1, y_2^0]$ is $-\lambda - \theta_2\chi$, in $[y_1^0, y_1^1]$ is $\lambda - \theta_1\chi$, and otherwise changes to the left of x_2 only at the points of \underline{y}_2 and changes to the right of x_1 only at the points of \underline{y}_1 (note that we are not careful to restrict or specify the places where the boundary data for h changes in (x_2, x_1)). We are going to prove the result by induction on k_1, k_2 (see Figure 7.5 for an illustration of the setup and the proof).

We first assume that $k_1, k_2 \leq 1$. Let τ_1 be the first time that $\eta_{\theta_1}^{x_1}|_{[0, T_1]}$ hits $\eta_{\theta_2}^{x_2}|_{[0, T_2]}$ and τ_2 the first time that $\eta_{\theta_2}^{x_2}|_{[0, T_2]}$ hits $\eta_{\theta_1}^{x_1}|_{[0, T_1]}$. If $\tau_1 = \tau_2 = \infty$, then the result is trivial, so we shall assume that $\tau_1, \tau_2 < \infty$. Let D be the unbounded connected component of $\mathbf{H} \setminus K$ where $K = \eta_{\theta_1}^{x_1}([0, \tau_1]) \cup \eta_{\theta_2}^{x_2}([0, \tau_2])$. Lemma 7.8 implies that $\eta_{\theta_i}^{x_i}|_{[\tau_i, T_i]}$ for $i = 1, 2$ is the flow line of $h|_D$ given \mathcal{K} (where \mathcal{K} plays the same role for K as \mathcal{A} from Section 3.2) starting at $w_0 = \eta_{\theta_1}^{x_1}(\tau_1) = \eta_{\theta_2}^{x_2}(\tau_2)$ with angle θ_i . Thus the case $k_1, k_2 \leq 1$ follows by Proposition 7.4.

Suppose that the result holds for $k_i = j_i$, some $j_1, j_2 \geq 1$. We are now going to show that it holds for $k_1 = j_1$ and $k_2 = j_2 + 1$ (the argument to show that it holds for

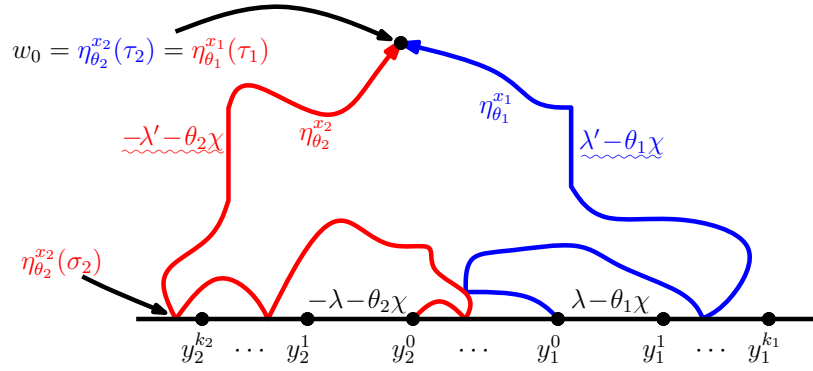


Figure 7.5: Suppose that h is a GFF on \mathbf{H} with piecewise constant boundary data which changes a finite number of times, $x_1, x_2 \in \partial\mathbf{H}$ with $x_1 > x_2$, and fix angles $\theta_1 < \theta_2$. Let $\underline{y}_2 = (y_2^{k_2} < \dots < y_2^1 \leq y_2^0 = x_2)$ and $\underline{y}_1 = (y_1^{k_1} > \dots > y_1^1 \geq y_1^0 = x_1)$. Assume that the boundary data for h changes to the left of x_2 only at the points of \underline{y}_2 and to the right of x_1 only at the points of \underline{y}_1 . Moreover, assume that the boundary data for h in $[y_2^1, y_2^0)$ is $-\lambda - \theta_2\chi$ and in $[y_1^0, y_1^1)$ is $\lambda - \theta_1\chi$. For $i = 1, 2$, let T_i be a stopping time for $\eta_{\theta_i}^{x_i}$ such that $\eta_{\theta_i}^{x_i}|_{[0, T_i]}$ is almost surely continuous. We prove in Proposition 7.10 that $\eta_{\theta_1}^{x_1}|_{[0, T_1]}$ lies to the right of $\eta_{\theta_2}^{x_2}|_{[0, T_2]}$ by induction on k_1, k_2 . The result for the case $k_1, k_2 \leq 1$ is a consequence of Proposition 7.4 and Lemma 7.7 (to justify growing the paths until they first hit each other). Suppose the result holds for $k_1 = j_1$ and $k_2 = j_2$, some $j_1, j_2 \geq 1$ and that $k_2 = j_2 + 1$ and $k_1 = j_1$. Letting σ_2 be the first time t that $\eta_{\theta_2}^{x_2}|_{[0, T_2]}$ hits $(-\infty, y_2^{k_2}]$, it follows from the induction hypothesis and absolute continuity (Proposition 3.4) that $\eta_{\theta_2}^{x_2}|_{[0, \sigma_2 \wedge T_2]}$ lies to the left of $\eta_{\theta_1}^{x_1}|_{[0, T_1]}$. Let τ_1 be the first time t that $\eta_{\theta_1}^{x_1}|_{[0, T_1]}$ hits $\eta_{\theta_2}^{x_2}|_{[\sigma_2, T_2]}$ and τ_2 the first time t after σ_2 that $\eta_{\theta_2}^{x_2}|_{[0, T_2]}$ hits $\eta_{\theta_1}^{x_1}|_{[0, T_1]}$. If $\tau_1 = \tau_2 = \infty$, there is nothing to prove. If $\tau_1, \tau_2 < \infty$, then Lemma 7.9 implies that $K = \eta_{\theta_1}^{x_1}([0, \tau_1]) \cup \eta_{\theta_2}^{x_2}([0, \tau_2])$ is a local set for h and that $\eta_{\theta_i}^{x_i}|_{[\tau_i, T_i]}$, $i = 1, 2$, is the flow line of $h|_D$, D the unbounded connected component of $\mathbf{H} \setminus K$, conditional on \mathcal{K} (where \mathcal{K} plays the role for K of \mathcal{A} from Section 3.2) starting from $w_0 = \eta_{\theta_1}^{x_1}(\tau_1) = \eta_{\theta_2}^{x_2}(\tau_2)$. The result then follows from the induction hypothesis. We note that it could be that $w_0 \in \partial\mathbf{H}$, though the case $w_0 \in \mathbf{H}$ is depicted above.

$k_1 = j_1 + 1$ and $k_2 = j_2$ is the same). For $i = 1, 2$ and $\epsilon \geq 0$, let σ_i^ϵ be the first time that $\eta_{\theta_i}^{x_i}|_{[0, T_i]}$ gets within distance ϵ of $(-\infty, y_2^{k_2}]$. The induction hypothesis combined with Proposition 3.4 implies that $\eta_{\theta_2}^{x_2}|_{[0, \sigma_2^\epsilon \wedge T_2]}$ lies to the left of $\eta_{\theta_1}^{x_1}|_{[0, \sigma_1^\epsilon \wedge T_1]}$ for each $\epsilon > 0$. Taking a limit as $\epsilon \downarrow 0$, we see that $\eta_{\theta_2}^{x_2}|_{[0, \sigma_2 \wedge T_2]}$ stays to the left of $\eta_{\theta_1}^{x_1}|_{[0, \sigma_1 \wedge T_1]}$ where $\sigma_i = \sigma_i^0$ for $i = 1, 2$. Since $\eta_{\theta_1}^{x_1}$ is targeted at ∞ and $\eta_{\theta_1}^{x_1}|_{[0, T_1]}$ is simple, we also know that $\eta_{\theta_1}^{x_1}|_{[\sigma_1, T_1]}$ does not hit $\eta_{\theta_2}^{x_2}|_{[0, \sigma_2 \wedge T_2]}$. Therefore $\eta_{\theta_1}^{x_1}|_{[0, T_1]}$ lies to the right of $\eta_{\theta_2}^{x_2}|_{[0, \sigma_2 \wedge T_2]}$. Let τ_1 be the first time that $\eta_{\theta_1}^{x_1}|_{[0, T_1]}$ hits $\eta_{\theta_2}^{x_2}|_{[\sigma_2, T_2]}$ and let τ_2 be the first time that $\eta_{\theta_2}^{x_2}|_{[\sigma_2, T_2]}$ hits $\eta_{\theta_1}^{x_1}|_{[0, T_1]}$. If $\tau_1 = \tau_2 = \infty$, then there is nothing to prove. If $\tau_1, \tau_2 < \infty$, Lemma 7.9 implies that $K = \eta_{\theta_1}^{x_1}([0, \tau_1]) \cup \eta_{\theta_2}^{x_2}([0, \tau_2])$ is a local set for h and that $\eta_{\theta_i}^{x_i}|_{[\tau_i, T_i]}$ is the flow line of $h|_D$, D the unbounded connected component of $\mathbf{H} \setminus K$, of angle θ_i starting

from $w_0 = \eta_{\theta_1}^{x_1}(\tau_1) = \eta_{\theta_2}^{x_2}(\tau_2)$ for $i = 1, 2$. Let $\psi: D \rightarrow \mathbf{H}$ be a conformal map which fixes ∞ and takes w_0 to 0. Then $\psi(\eta_{\theta_i}^{x_i}|_{[\tau_i, T_i]})$ for $i = 1, 2$ is the flow line of the GFF $h \circ \psi^{-1} - \chi \arg(\psi^{-1})'$ on \mathbf{H} with angle θ_i . The result now follows from the induction hypothesis. \square

Next, we will extend the result of Proposition 7.10 to the setting of angle varying flow lines.

Proposition 7.11. *Suppose that h is a GFF on \mathbf{H} with piecewise constant boundary data which changes a finite number of times. Fix angles $\theta_1, \dots, \theta_k$ and $\tilde{\theta}$ with $\tilde{\theta} > \max_i \theta_i$. Assume*

$$|\theta_i - \theta_j| < \frac{2\lambda}{\chi} \quad \text{for all } 1 \leq i, j \leq k. \quad (7.1)$$

Let $\eta := \eta_{\theta_1 \dots \theta_k}^{\tau_1 \dots \tau_k}$ be an angle varying flow line of h starting at 0 and let $\tau_1, \dots, \tau_{k-1}$ be the corresponding angle change times (recall the definition from the beginning of Section 5.2). Let $\tilde{\eta}$ be the flow line of h starting at 0 with angle $\tilde{\theta}$. Assume that T, \tilde{T} are stopping times for $\eta, \tilde{\eta}$, respectively, such that $\eta|_{[0, T]}$ and $\tilde{\eta}|_{[0, \tilde{T}]}$ are both almost surely continuous. Then $\eta|_{[0, T]}$ almost surely lies to the right of $\tilde{\eta}|_{[0, \tilde{T}]}$.

The hypothesis that the angles θ_i satisfy (7.1) implies that η never crosses itself, though η may hit itself (it turns out that if $|\theta_i - \theta_j| \leq \pi$, then η never hits itself).

Proof of Proposition 7.11. We will prove the result by induction on the number of times that η changes angles. Proposition 7.10 implies the result for $k = 1$ (the fixed angle case). Suppose $k \geq 2$ and the result holds for $k - 1$ (which corresponds to $k - 2$ angle changes). The induction hypothesis implies that $\eta|_{[0, \tau_{k-1} \wedge T]}$ almost surely stays to the right of $\tilde{\eta}|_{[0, \tilde{T}]}$. Let $\tilde{\tau}$ be the first time that $\tilde{\eta}|_{[0, \tilde{T}]}$ hits $\eta|_{[\tau_{k-1}, T]}$ and let τ be the first time that $\eta|_{[0, T]}$ hits $\tilde{\eta}|_{[0, \tilde{T}]}$ after time τ_{k-1} . If $\tau = \tilde{\tau} = \infty$, then the desired result is trivial, so we shall assume that $\tau, \tilde{\tau} < \infty$. The argument of Lemma 7.9 implies that $K = \eta([0, \tau]) \cup \tilde{\eta}([0, \tilde{\tau}])$ is a local set for h and that $w_0 = \eta(\tau) = \tilde{\eta}(\tilde{\tau})$. Let D be the unbounded connected component of $\mathbf{H} \setminus K$. Moreover, the argument of Lemma 7.9 also implies that $\tilde{\eta}|_{[\tilde{\tau}, \tilde{T}]}$ is the flow line of $h|_D$ conditional on \mathcal{K} (where \mathcal{K} plays the same role for K as \mathcal{A} from Section 3.2) with angle $\tilde{\theta}$ in D starting at w_0 and that $\eta|_{[\tau, T]}$ is the flow line of $h|_D$ conditional on \mathcal{K} with angle $\theta_k < \tilde{\theta}$, also starting at w_0 . Consequently, the result follows from Proposition 7.10. \square

Proposition 7.11 immediately implies the following. Suppose that $\tilde{\theta}_1, \dots, \tilde{\theta}_\ell$ is another collection of angles and $\tilde{\eta} = \eta_{\tilde{\theta}_1 \dots \tilde{\theta}_\ell}^{\tilde{\tau}_1 \dots \tilde{\tau}_\ell}$ is the angle varying flow line with corresponding angle change times $\tilde{\tau}_1, \dots, \tilde{\tau}_{\ell-1}$. If $\min_i \tilde{\theta}_i > \max_i \theta_i$ and T, \tilde{T} are stopping times for $\eta, \tilde{\eta}$, respectively, such that $\eta|_{[0, T]}$ and $\tilde{\eta}|_{[0, \tilde{T}]}$ are both almost surely continuous then $\eta|_{[0, T]}$ almost surely lies to the right of $\tilde{\eta}|_{[0, \tilde{T}]}$.

Next, we will complete the proof of Theorem 1.5 (contingent on continuity hypotheses which will be removed in the next subsection) in the following proposition:

Proposition 7.12. *Suppose that h is a GFF on \mathbf{H} with piecewise constant boundary data which changes a finite number of times. Fix $x_1 > x_2$ and angles θ_1, θ_2 . For $i = 1, 2$ let T_i be a stopping time for $\eta_{\theta_i}^{x_i}$ such that $\eta_{\theta_i}^{x_i}|_{[0, T_i]}$ is almost surely continuous. If $\theta_2 < \theta_1 < \theta_2 + \pi$, then $\eta_{\theta_1}^{x_1}|_{[0, T_1]}$ almost surely crosses $\eta_{\theta_2}^{x_2}|_{[0, T_2]}$ upon intersecting. After crossing, $\eta_{\theta_1}^{x_1}|_{[0, T_1]}$ and $\eta_{\theta_2}^{x_2}|_{[0, T_2]}$ may continue to bounce off of each other, but will never cross again. If $\theta_1 = \theta_2$, then $\eta_{\theta_1}^{x_1}|_{[0, T_1]}$ merges with $\eta_{\theta_2}^{x_2}|_{[0, T_2]}$ upon intersecting.*

The statement of the proposition implies that $\eta_{\theta_1}^{x_1}|_{[0, T_1]}$ almost surely crosses $\eta_{\theta_2}^{x_2}|_{[0, T_2]}$ upon intersecting, but it is not necessarily true that $\eta_{\theta_1}^{x_1}|_{[0, T_1]}$ intersects $\eta_{\theta_2}^{x_2}|_{[0, T_2]}$ since one of the flow lines may get stuck upon hitting the continuation threshold.

Proof. Let τ_1 be the first time that $\eta_{\theta_1}^{x_1}|_{[0, T_1]}$ intersects $\eta_{\theta_2}^{x_2}|_{[0, T_2]}$ and τ_2 the first time that $\eta_{\theta_2}^{x_2}|_{[0, T_2]}$ intersects $\eta_{\theta_1}^{x_1}|_{[0, T_1]}$. If $\tau_1 = \tau_2 = \infty$, then the desired result is trivial, so we shall assume that $\tau_1, \tau_2 < \infty$. Lemma 7.7 implies that $K = \eta_{\theta_1}^{x_1}([0, \tau_1]) \cup \eta_{\theta_2}^{x_2}([0, \tau_2])$ is a local set for h and that $\eta_{\theta_i}^{x_i}|_{[\tau_i, T_i]}$, $i = 1, 2$, is almost surely contained in the unbounded connected component D of $\mathbf{H} \setminus K$. By Lemma 7.8, we know that $\eta_{\theta_i}^{x_i}|_{[\tau_i, T_i]}$ is the flow line of $h|_D$ given \mathcal{K} (where \mathcal{K} plays the same role for K as \mathcal{A} from Section 3.2) starting at $\eta_{\theta_1}^{x_1}(\tau_1) = \eta_{\theta_2}^{x_2}(\tau_2)$ with angle θ_i for $i = 1, 2$. If $\theta_2 < \theta_1 < \theta_2 + \pi$, then Proposition 7.10 implies that $\eta_{\theta_1}^{x_1}|_{[\tau_1, T_1]}$ stays to the left of $\eta_{\theta_2}^{x_2}|_{[\tau_2, T_2]}$. The merging claim comes as a consequence of Theorem 1.2, which implies that there is a unique flow line for each given angle. \square

Remark 7.13. We remark that it is straightforward in the setting of Proposition 7.12 to compute the conditional law of $\eta_{\theta_1}^{x_1}$ given $\eta_{\theta_2}^{x_2}$ before $\eta_{\theta_1}^{x_1}$ crosses $\eta_{\theta_2}^{x_2}$. For simplicity, we assume that the boundary data of h is given by some constant, say c (note that Proposition 7.3 implies that $\eta_{\theta_i}^{x_i}$ is almost surely continuous for all time, $i = 1, 2$). In this case, the conditional law is that of an $\text{SLE}_\kappa(\rho^{1,L}, \rho^{2,L}; \rho^{1,R})$ process in the connected component of $\mathbf{H} \setminus \eta_{\theta_2}^{x_2}$ which contains x_1 where

$$\rho^{1,L} = -\frac{\theta_1\chi + c}{\lambda} - 1, \quad \rho^{1,L} + \rho^{2,L} = -\frac{(\theta_1 - \theta_2)\chi}{\lambda} - 2, \quad \rho^{1,R} = \frac{\theta_1\chi + c}{\lambda} - 1.$$

In particular, since $\theta_1 \geq \theta_2$, we have that $\rho^{1,L} + \rho^{2,L} \leq -2$. This implies that in this case, $\eta_{\theta_1}^{x_1}$ almost surely intersects (hence crosses) $\eta_{\theta_2}^{x_2}$. This holds more generally whenever we have boundary data which is piecewise constant and is such that $\eta_{\theta_1}^{x_1}$ and $\eta_{\theta_2}^{x_2}$ can be continued upon intersecting $\partial\mathbf{H}$. The facts summarized here will be useful for us in Section 7.3 because we will employ them in order to prove the almost sure continuity of $\text{SLE}_\kappa(\underline{\rho})$ processes right up to when the continuation threshold is hit.

Remark 7.14. It is also straightforward in the setting of Proposition 7.12 to compute the conditional law of the segment of the path $\eta_{\theta_1}^{x_1}$ after it has crossed $\eta_{\theta_2}^{x_2}|_{[0, T_2]}$. For

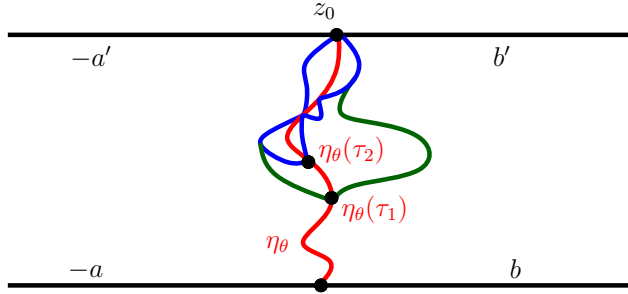


Figure 7.6: The merging phenomenon of Figure 7.2 and Proposition 7.12 can also be seen through the light cone perspective of $\text{SLE}_{16/\kappa}$. To see this, fix a GFF h on the strip \mathcal{S} with the boundary data above. Assume for simplicity that $a', b' \geq \lambda' + \pi\chi$ so that η' almost surely does not intersect $\partial_U \mathcal{S}$ except at z_0 . Let η_θ be the flow line of h of angle $\theta \in (-\frac{\pi}{2}, \frac{\pi}{2})$ starting at 0. Let $\tau_1 < \tau_2$ be stopping times for η_θ . Then we know by Proposition 5.9 that the flow lines η_i , $i = 1, 2$, which run along η_θ until time τ_i and then flow at angle $\frac{1}{\chi}(\lambda - \lambda') = \frac{\pi}{2}$ are almost surely the left boundary of the counterflow line η' starting at z_0 upon hitting $\eta_\theta(\tau_i)$. This implies that η_1, η_2 almost surely merge and then never separate since η' does not cross itself. This gives the merging result with constant boundary data since the conditional law of h given η_θ in the left connected component of $\mathcal{S} \setminus \eta_\theta$ close to $\eta_\theta(\tau_1), \eta_\theta(\tau_2)$ looks like a GFF with constant boundary data, provided τ_1 and τ_2 are chosen to be very close to each other.

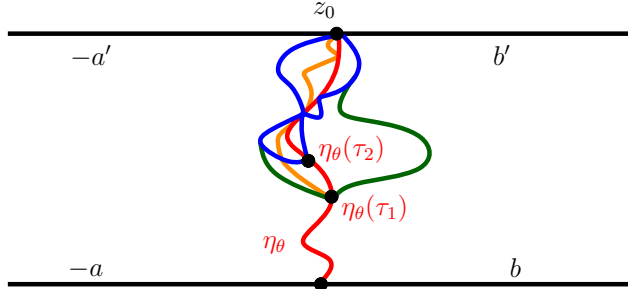


Figure 7.7: (Continuation of Figure 7.6.) It is also possible to see the crossing phenomenon of Figure 7.2 and Proposition 7.12 through light cones and duality. Indeed, assume we have the same setup as Figure 7.7 except we take the angle of η_1 at $\eta_\theta(\tau_1)$ to be an intermediate value in the range $(\theta, \frac{\pi}{2})$ (orange curve). Then η_1 has to cross η_2 since η' swallows η_1 (Lemma 5.7) and η_2 contains the left boundary of η' when it hits $\eta_\theta(\tau_2)$ (Proposition 5.9). It is impossible for η_1 to cross η_2 subsequently since η' swallows the points in η_1 in reverse chronological order (Lemma 5.7).

example, in the special case that h has constant boundary data c (as before, we already know that both paths are continuous from Proposition 7.3), the conditional law of the segment of $\eta_{\theta_1}^{x_1}$ after it has crossed $\eta_{\theta_2}^{x_2}$ given both

1. its realization up until hitting $\eta_{\theta_2}^{x_2}$ and
2. the entire realization of $\eta_{\theta_2}^{x_2}$

viewed as a path in the component of $\mathbf{H} \setminus \eta_{\theta_2}^{x_2}$ in which it immediately enters after crossing is that of an $\text{SLE}_\kappa(\rho^{1,L}, \rho^{2,L}; \rho^{1,R})$ where

$$\rho^{1,L} = \frac{(\theta_2 - \theta_1)\chi}{\lambda}, \quad \rho^{1,L} + \rho^{2,L} = -\frac{\theta_1\chi + c}{\lambda} - 1, \quad \rho^{1,R} = \frac{(\theta_1 - \theta_2)\chi}{\lambda} - 2.$$

Remark 7.15. Both the merging and crossing phenomena described in Proposition 7.12 can also be seen as a consequence of the light cone construction of counter flow lines described in Section 5.2. The former is explained in Figure 7.6 and the latter is in Figure 7.7.

7.3 Continuity for many boundary force points

We will now complete the proof of Theorem 1.3 for $\kappa \in (0, 4]$ by extending the special case proved in Proposition 7.3 to the setting of many boundary force points. We begin by noting that absolute continuity (Proposition 3.4) along with the two force point case implies that in this more general setting, $\eta \sim \text{SLE}_\kappa(\underline{\rho})$ is almost surely a continuous curve when it hits $\partial\mathbf{H}$ between force points before the continuation threshold is hit. Indeed, in this case absolute continuity implies that η locally evolves like an $\text{SLE}_\kappa(\rho)$ process with just one force point with weight $\rho > -2$. Thus to get the continuity of a general $\text{SLE}_\kappa(\underline{\rho})$ process, we need to rule out pathological behavior when η interacts with a force point or hits the boundary at the continuation threshold. We will accomplish the former in the next series of lemmas, in which we systematically study the behavior of $\text{SLE}_\kappa(\rho^{1,R}, \rho^{2,R})$ processes in \mathbf{H} from 0 to ∞ with two force points located to the right of 0. We will show that if $\rho^{1,R}, \rho^{1,R} + \rho^{2,R} > -2$, then η almost surely does not hit its force points. We will prove the continuity right at the continuation threshold in Lemma 7.21. At the continuation threshold, it turns out that whether or not η hits a particular force point depends on the sum of the weights. This is natural to expect in view of Lemma 4.5.

The first lemma of the subsection is a simple technical result which states that the set which consists of those points where an $\text{SLE}_\kappa(\rho)$ process with a single force point of weight $\rho > -2$ is in $\partial\mathbf{H}$ almost surely has zero Lebesgue measure. This will be employed in Lemma 7.18, which handles the regime of $\rho^{1,R}, \rho^{2,R}$ where either $|\rho^{2,R}| < 2$ or $\rho^{1,R} \in (-2, \frac{\kappa}{2} - 2)$. In Lemma 7.20, we will weaken the hypothesis to $\rho^{1,R}, \rho^{1,R} + \rho^{2,R} > -2$. The reason that we need to make the stronger hypothesis in Lemma 7.18 is that its proof will proceed in analogy with the argument given in Section 7.1, except rather than conditioning on flow lines with angles $\theta_1 < 0 < \theta_2$, we will condition on an angle-varying flow line. The hypothesis that $|\rho^{2,R}| < 2$ implies that the angle-varying flow line does not cross itself.

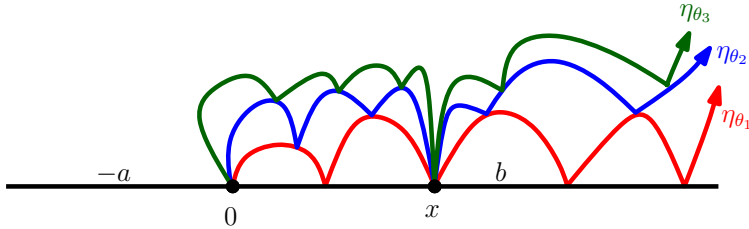


Figure 7.8: Suppose that h is a GFF on \mathbf{H} whose boundary data is as depicted above where a, b are very large. Fix $\rho^L > -2$ and $\rho^R \in (-2, \frac{\kappa}{2} - 2)$. Choose angles $\theta_1 < \dots < \theta_n$ and, for each i , let η_{θ_i} be the flow line of h with angle θ_i . Assume that $\eta_{\theta_1} \sim \text{SLE}_\kappa(\rho_1^L; \rho^R)$ and that the angles $\theta_2, \dots, \theta_n$ are such that, for each $k \in \{2, \dots, n\}$, the conditional law of η_{θ_k} given $\eta_{\theta_{k-1}}$ is an $\text{SLE}_\kappa(\rho_k^L; \rho^R)$ process in the left connected component of $\mathbf{H} \setminus \eta_{\theta_{k-1}}$. By scale invariance, the probability that η_{θ_k} conditional on $\eta_{\theta_{k-1}}$ hits a particular point $x \neq 0$ in $\eta_{\theta_{k-1}}$ is a function of ρ_k^L , say $p(\rho_k^L)$, but not x . This implies that the probability that η_{θ_n} hits $x \in \mathbf{R}_+$ is $p = p(\rho_1^L) \cdots p(\rho_n^L)$. By choosing n large enough, we can arrange so that $\eta_{\theta_n} \sim \text{SLE}_\kappa(\rho_n^L; \rho_n^R)$ with $\rho_n^R \geq \frac{\kappa}{2} - 2$. This implies that $p = 0$, so there exists $1 \leq k_0 \leq n$ such that $p(\rho_{k_0}^L) = 0$. From this, it is possible to see that the probability that an $\text{SLE}_\kappa(\rho^L; \rho^R)$ process hits a particular point on \mathbf{R}_+ is zero (see Lemma 7.16).

Lemma 7.16. *Suppose that $\eta \sim \text{SLE}_\kappa(\rho^L; \rho^R)$ in \mathbf{H} from 0 to ∞ with $\rho^L > -2$ and $\rho^R \in (-2, \frac{\kappa}{2} - 2)$ where the force points are located at 0^- and 0^+ , respectively. The Lebesgue measure of $\eta \cap \partial\mathbf{H}$ is almost surely zero. In particular, for any $x \in \partial\mathbf{H} \setminus \{0\}$, the probability that η hits x is zero.*

Proof. Suppose that h is a GFF on \mathbf{H} whose boundary data is as in Figure 7.8. By choosing a, b very large, we can pick angles $\theta_1 < \dots < \theta_n$ such that η_{θ_1} is an $\text{SLE}_\kappa(\rho_1^L; \rho^R)$ process in \mathbf{H} from 0 to ∞ and, for each $k \in \{2, \dots, n\}$, the law of η_{θ_k} given $\eta_{\theta_{k-1}}$ is an $\text{SLE}_\kappa(\rho_k^L; \rho^R)$ process in the left connected component of $\mathbf{H} \setminus \eta_{\theta_{k-1}}$ (Proposition 7.4) and that $\rho_k^L \geq 0$ for all $k \in \{1, \dots, n\}$. By the scale invariance of $\text{SLE}_\kappa(\rho_k^L; \rho^R)$ processes with force points at $0^-, 0^+$, there exists $p(\rho_k^L)$ such that the probability that η_{θ_k} hits any particular point $x \neq 0$ in $\eta_{\theta_{k-1}}$ is $p(\rho_k^L)$. By choosing n large enough, we can arrange that $\eta_{\theta_n} \sim \text{SLE}_\kappa(\rho_n^L; \rho_n^R)$ with $\rho_n^R \geq \frac{\kappa}{2} - 2$. Fix $x \in \mathbf{R}_+$. This implies that $\mathbf{P}[x \in \eta_{\theta_n}] = 0$ (see Lemma 5.2). On the other hand, we also have that

$$\mathbf{P}[x \in \eta_{\theta_n}] = p(\rho_1^L) \cdots p(\rho_n^L).$$

This implies there exists $1 \leq k_0 \leq n$ such that $p(\rho_{k_0}^L) = 0$, i.e. so that the probability that an $\text{SLE}_\kappa(\rho_{k_0}^L; \rho^R)$ process hits any particular point $x \in \mathbf{R}_+$ is 0.

To get the result for general choices of ρ^L , we fix $\tilde{\rho}^L > \max(\rho^L; \rho_{k_0}^L) + 2$ and let h be a GFF on \mathbf{H} whose boundary data is such that the zero angle flow line η of h is an

$\text{SLE}_\kappa(\tilde{\rho}^L; \rho^R)$ process. Then by choosing $\theta_1 = \lambda(\rho^L + 2)/\chi$ and $\theta_2 = \lambda(\rho_{k_0}^L + 2)/\chi$ and letting η_{θ_i} be the flow line of h with angle θ_i , $i = 1, 2$, Proposition 7.4 implies that the conditional law of η given η_{θ_1} is an $\text{SLE}_\kappa(\rho^L; \rho^R)$ process and the conditional law of η given η_{θ_2} is an $\text{SLE}_\kappa(\rho_{k_0}^L; \rho^R)$ process. Since the probability that the latter hits any particular point $x \in \mathbf{R}_+$ is zero, it follows the same is true for the former. \square

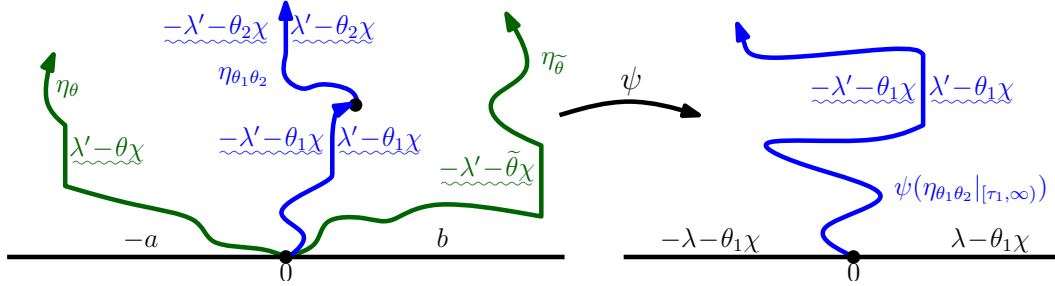


Figure 7.9: Suppose that h is a GFF on \mathbf{H} whose boundary data is as depicted above. Assume that $|\theta_1 - \theta_2| < 2\lambda/\chi$. Let $\eta_{\theta_1\theta_2}^{\tau_1\tau_2}$ be the angle varying flow line of h starting at 0 with angle change time $\tau_1 > 0$ and angles θ_1, θ_2 . We can see that $\eta_{\theta_1\theta_2}^{\tau_1\tau_2}$ is continuous by taking θ (resp. $\tilde{\theta}$) to be such that $\lambda - \theta\chi = -\lambda - \theta_1\chi$ (resp. $-\lambda - \tilde{\theta}\chi = \lambda - \theta_1\chi$) and let η_θ (resp. $\eta_{\tilde{\theta}}$) be the flow line of h starting at 0 with angle θ (resp. $\tilde{\theta}$). The conditional law of $\eta_{\theta_1\theta_2}^{\tau_1\tau_2}|_{[\tau_1, \infty)}$ given $\eta_{\theta_1\theta_2}([0, \tau_1])$ and η_θ and $\eta_{\tilde{\theta}}$ is that of an $\text{SLE}_\kappa((\theta_1 - \theta_2)\chi/\lambda; (\theta_2 - \theta_1)\chi/\lambda)$ process (justified in the proof of Lemma 7.17). Therefore Proposition 7.3 implies that $\eta_{\theta_1\theta_2}^{\tau_1\tau_2}$ is almost surely continuous.

Lemma 7.17. *Suppose that h is a GFF on \mathbf{H} whose boundary data is as depicted in Figure 7.9. Fix angles θ_1, θ_2 such that $|\theta_1 - \theta_2| < 2\lambda/\chi$ and such that $b + \theta_i\chi > -\lambda$ and $-a + \theta_i\chi < \lambda$ for $i = 1, 2$. Let $\eta_{\theta_1\theta_2}^{\tau_1\tau_2}$ be the angle varying flow line of h starting from 0 with angles θ_1, θ_2 and angle change time $\tau_1 > 0$. Then $\eta_{\theta_1\theta_2}^{\tau_1\tau_2}$ is almost surely continuous.*

Proof. See Figure 7.9 for an illustration of the argument. We pick θ (resp. $\tilde{\theta}$) so that $\lambda - \theta\chi = -\lambda - \theta_1\chi$, i.e. $\theta\chi = 2\lambda + \theta_1\chi$ (resp. $-\lambda - \tilde{\theta}\chi = \lambda - \theta_1\chi$, i.e. $\tilde{\theta}\chi = -2\lambda + \theta_1\chi$) and let η_θ (resp. $\eta_{\tilde{\theta}}$) be the flow line of h with angle θ (resp. $\tilde{\theta}$) starting at 0. Note that $\tilde{\theta} < \theta_1, \theta_2 < \theta$. We first assume that a, b are sufficiently large so that η_θ and $\eta_{\tilde{\theta}}$ almost surely do not intersect $\partial\mathbf{H}$ after time 0. Fix $\epsilon > 0$ and let T_ϵ be the first time $t \geq \tau_1$ that $\eta_{\theta_1\theta_2}^{\tau_1\tau_2}|_{[\tau_1, \infty)}$ comes within distance ϵ of $\partial\mathbf{H}$. Proposition 7.3 implies that $\eta_{\theta_1\theta_2}^{\tau_1\tau_2}|_{[0, \tau_1]}$, η_θ , and $\eta_{\tilde{\theta}}$ are almost surely continuous and Proposition 3.4 implies that $\eta_{\theta_1\theta_2}^{\tau_1\tau_2}|_{[\tau_1, T_\epsilon]}$ is almost surely continuous since its law is mutually absolutely continuous with respect to that of an $\text{SLE}_\kappa(\tilde{\rho}^L; \tilde{\rho}^R)$ process in $\mathbf{H} \setminus \eta_{\theta_1\theta_2}^{\tau_1\tau_2}([0, \tau_1])$ with $\tilde{\rho}^L = (\theta_1 - \theta_2)\chi/\lambda$ and $\tilde{\rho}^R = (\theta_2 - \theta_1)\chi/\lambda$. Consequently, Proposition 7.11 implies that $\eta_{\theta_1\theta_2}^{\tau_1\tau_2}|_{[\tau_1, T_\epsilon]}$ stays to the right of η_θ and to the left of $\eta_{\tilde{\theta}}$. The argument of Remark 6.8 implies that the conditional expectation of h given $\eta_{\theta_1\theta_2}^{\tau_1\tau_2}$, η_θ , and $\eta_{\tilde{\theta}}$ does not have singularities at points

where $\eta_{\theta_1\theta_2}^{\tau_1\tau_2}$ intersects one of η_θ or $\eta_{\tilde{\theta}}$ (and the same holds when we run $\eta_{\theta_1\theta_2}^{\tau_1\tau_2}|_{[0,T_\epsilon]}$ up to a stopping time by Proposition 3.8). Moreover, the argument of Remark 6.15 implies that $\eta_{\theta_1\theta_2}^{\tau_1\tau_2}|_{[\tau_1,T_\epsilon]}$ has a continuous Loewner driving function viewed as a path in the connected component of $\mathbf{H} \setminus (\eta_\theta \cup \eta_{\tilde{\theta}} \cup \eta_{\theta_1\theta_1}^{\tau_1\tau_2}([0, \tau_1]))$ which lies between η_θ and $\eta_{\tilde{\theta}}$. Consequently, Theorem 2.4 combined with Proposition 6.5 together imply that the conditional law of $\eta_{\theta_1\theta_2}^{\tau_1\tau_2}|_{[\tau_1,T_\epsilon]}$ given $\eta_{\theta_1\theta_2}^{\tau_1\tau_2}([0, \tau_1])$, η_θ , and $\eta_{\tilde{\theta}}$ is an $\text{SLE}_\kappa(\tilde{\rho}^L; \tilde{\rho}^R)$ process with the same weights $\tilde{\rho}^L, \tilde{\rho}^R$ as before. Lemma 7.16 implies that the distance $\eta_{\theta_1\theta_2}^{\tau_1\tau_2}|_{[\tau_1,T_\epsilon]}$ comes within 0 remains strictly positive as $\epsilon \rightarrow 0$ (since $\eta_{\theta_1\theta_2}^{\tau_1\tau_2}|_{[\tau_1,T_\epsilon]}$ is continuous and almost surely does not hit 0^+ or 0^-). Since η_θ and $\eta_{\tilde{\theta}}$ otherwise do not intersect $\partial\mathbf{H}$ (since we picked $a, b > 0$ large), it follows that $T_\epsilon \rightarrow \infty$ as $\epsilon \rightarrow 0$ almost surely. Therefore $\eta_{\theta_1\theta_2}^{\tau_1\tau_2}$ is almost surely continuous. To see the result for general choices of a, b , we apply the same argument used to prove Proposition 7.3 (we condition on flow lines with appropriately chosen angles and use the continuity of $\eta_{\theta_1\theta_2}^{\tau_1\tau_2}$ for large a, b). \square

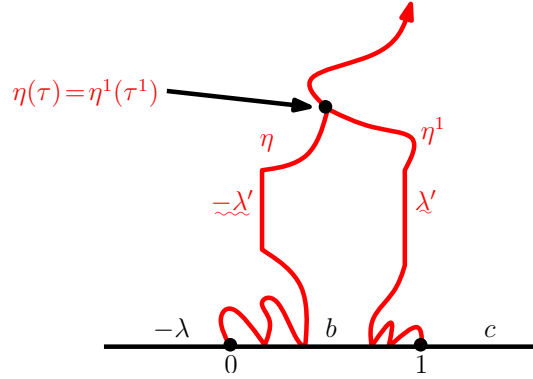


Figure 7.10: Suppose that h is a GFF whose boundary data is as depicted on the right side with $b \in (-\lambda, \lambda - \pi\chi)$ and $c \geq \lambda - \pi\chi$. We can see that the flow line η of h does not intersect $[1, \infty)$ by noting that, if it did, it would have to intersect hence merge with the flow line η^1 of h starting at 1 (Proposition 7.12). Letting τ be the first time η hits η^1 and τ^1 the first time η^1 hits η , the conditional law of η given $K = \eta([0, \tau]) \cup \eta^1([0, \tau^1])$ is that of an $\text{SLE}_\kappa(\rho)$ process with $\rho \geq \frac{\kappa}{2} - 2$ in the unbounded connected component of $\mathbf{H} \setminus K$. By Lemma 4.3, we know that such processes do not hit the boundary, which implies that η cannot hit $[1, \infty)$.

Lemma 7.18. *Suppose $\rho^{1,R}, \rho^{1,R} + \rho^{2,R} > -2$. Additionally, assume that either*

$$|\rho^{2,R}| < 2 \quad \text{or} \quad \rho^{1,R} < \frac{\kappa}{2} - 2.$$

Let η be an $\text{SLE}_\kappa(\rho^{1,R}, \rho^{2,R})$ process in \mathbf{H} from 0 to ∞ where the force points corresponding to the weights $\rho^{1,R}$ and $\rho^{2,R}$ are located at 0^+ and 1, respectively. Then η almost surely does not hit 1 and is generated by a continuous curve.

Proof. Assume $|\rho^{2,R}| < 2$. Let

$$\theta_1 = -\frac{\lambda}{\chi}(2 + \rho^{1,R}) \quad \text{and} \quad \theta_2 = -\frac{\lambda}{\chi}(2 + \rho^{1,R} + \rho^{2,R}).$$

Suppose that h is a GFF with boundary data as in Figure 7.1 where $a = \lambda$ and $b > 0$ is sufficiently large so that the angle-varying flow line $\eta_{\theta_1\theta_2}^{\tau_1\tau_2}$ with angles θ_1, θ_2 and angle change time $\tau_1 = 1$ starting at 0 almost surely does not hit $\partial\mathbf{H}$ after time 0. Note that $|\rho^{2,R}| < 2$ implies $|\theta_1 - \theta_2| < 2\lambda/\chi$, which is the condition necessary for $\eta_{\theta_1\theta_2}^{\tau_1\tau_2}$ not to cross itself. Let η be the zero angle flow line of h starting at 0. Proposition 7.3 implies that η is continuous and Lemma 7.17 implies that $\eta_{\theta_1\theta_2}^{\tau_1\tau_2}$ is continuous. Thus by Proposition 7.11, we know that η is almost surely to the left of $\eta_{\theta_1\theta_2}^{\tau_1\tau_2}$ because $\theta_1, \theta_2 < 0$.

Lemma 7.17 implies that the left connected component C of $\mathbf{H} \setminus \eta_{\theta_1\theta_2}^{\tau_1\tau_2}$ is almost surely a Jordan domain. Let $\psi: C \rightarrow \mathbf{H}$ be a conformal map which fixes 0 and ∞ . Then ψ extends continuously to ∂C . Therefore $\psi(\eta)$ is a continuous path in $\overline{\mathbf{H}}$. Moreover, $\psi(\eta)$ has a continuous Loewner driving function by Remark 6.15. (Remark 6.15 assumed $|\theta_1 - \theta_2| \leq \pi$ to ensure the continuity of $\eta_{\theta_1\theta_2}^{\tau_1\tau_2}$ and that $\eta_{\theta_1\theta_2}^{\tau_1\tau_2}$ is almost surely determined by h . We have now proved both of these facts in the setting we consider here.) The boundary data for the conditional law of h given $\eta_{\theta_1\theta_2}^{\tau_1\tau_2}$ is shown in Figure 6.3. Consequently, it follows from Proposition 6.5 and Theorem 2.4 that the conditional law of η given $\eta_{\theta_1\theta_2}^{\tau_1\tau_2}$ is that of an $\text{SLE}_\kappa(\rho^{1,R}, \rho^{2,R})$ process. Therefore $\text{SLE}_\kappa(\rho^{1,R}, \rho^{2,R})$ processes are continuous provided $|\rho^{2,R}| < 2$.

To see the second claim of the lemma when $|\rho^{2,R}| < 2$, we take $\max(\theta_1, \theta_2) < \theta < 0$. Then η_θ lies to the left of $\eta_{\theta_1\theta_2}^{\tau_1\tau_2}$ and to the right of η . Let z_0 be the leftmost point of the intersection of $\eta_{\theta_1\theta_2}^{\tau_1\tau_2}([\tau_1, \infty))$ with $\eta_{\theta_1\theta_2}^{\tau_1\tau_2}([0, \tau_1])$. If η_θ does not hit z_0 , then the desired claim follows. If η_θ does hit z_0 , then we know that η almost surely does not hit z_0 because the conditional law of η given η_θ and $\eta_{\theta_1\theta_2}^{\tau_1\tau_2}$ is that of an $\text{SLE}_\kappa(-\theta\chi/\lambda - 2)$ process in the left connected component of $\mathbf{H} \setminus \eta_\theta$ (Proposition 7.3), hence we can apply Lemma 7.16.

Alternatively, suppose $\rho^{1,R} < \frac{\kappa}{2} - 2$. There are two possibilities. If $\rho^{1,R} + \rho^{2,R} \in (-2, \frac{\kappa}{2} - 2)$ then $|\rho^{2,R}| < 2$ so that the result in this case follows as before. Suppose $\rho^{1,R} + \rho^{2,R} \geq \frac{\kappa}{2} - 2$. Assume that η is coupled with a GFF h so that η is its flow line starting from 0. We claim that η almost surely does not hit $[1, \infty)$, in which case we are done because then Proposition 3.4 implies that the law of η (stopped upon exiting a ball of any finite size) is mutually absolutely continuous with respect to the law of an $\text{SLE}_\kappa(\rho^{1,R}, \tilde{\rho}^{2,R})$ process, $\tilde{\rho}^{2,R}$ such that $\rho^{1,R} + \tilde{\rho}^{2,R} = \frac{\kappa}{2} - 2$, (stopped upon exiting a ball of the same finite size) and we know from the previous argument that such processes are continuous.

To see that η does not hit $[1, \infty)$, we let η^1 be the flow line of h (with angle 0) starting at 1. Let T_ϵ (resp. T_ϵ^1) be the first time t that η (resp. η^1) gets within distance ϵ of $[1, \infty)$ (resp. $(-\infty, 0]$) and let $T = \lim_{\epsilon \rightarrow 0} T_\epsilon$ (resp. $T^1 = \lim_{\epsilon \rightarrow 0} T_\epsilon^1$). On the event $\{T < \infty\} \cup \{T^1 < \infty\}$, we have that $\eta|_{[0, T)}$ and $\eta^1|_{[0, T^1)}$ intersect. Since both of the (restricted) paths are continuous by Proposition 3.4 and Proposition 7.3, Proposition 7.12

then implies that η^1 and η merge. Let τ be the first time η hits η^1 and τ^1 be the first time η^1 hits η and let $K = \eta([0, \tau]) \cup \eta^1([0, \tau^1])$. The conditional law of η given K is that of an $\text{SLE}_\kappa(\rho^{1,R} + \rho^{2,R})$ process in the unbounded connected component of $\mathbf{H} \setminus K$ (Proposition 7.12). Therefore Lemma 4.3 implies that η almost surely does not hit $[1, \infty)$, which is a contradiction (see Figure 7.10). \square

Remark 7.19. A slight modification of the proof of Lemma 7.18 implies the continuity of $\text{SLE}_\kappa(\rho^{1,L}; \rho^{1,R}, \rho^{2,R})$ processes where $\rho^{1,L} > -2$ and the same hypotheses are made on $\rho^{1,R}, \rho^{2,R}$. Indeed, this is accomplished by conditioning on the flow line with angle $(2 + \rho^{1,L})\frac{\lambda}{\chi} > 0$.

Lemma 7.18 requires that if $\rho^{1,R} \geq \frac{\kappa}{2} - 2$ then $\rho^{1,R} + \rho^{2,R}$ is larger than both $\rho^{1,R} - 2$ and -2 . The purpose of the next lemma is to remove this restriction.

Lemma 7.20. *Suppose*

$$\rho^{1,R} \geq \frac{\kappa}{2} - 2 \quad \text{and} \quad \rho^{1,R} + \rho^{2,R} > -2.$$

Let η be an $\text{SLE}_\kappa(\rho^{1,R}, \rho^{2,R})$ process in \mathbf{H} where the force points corresponding to the weights $\rho^{1,R}$ and $\rho^{2,R}$ are located at 0^+ and 1 , respectively. Then η almost surely does not hit 1 and is generated by a continuous curve.

Proof. We may assume without loss of generality that $\rho^{1,R} + \rho^{2,R} \in (-2, \frac{\kappa}{2} - 2)$ since if $\rho^{1,R} + \rho^{2,R} \geq \frac{\kappa}{2} - 2$, we know by Remark 2.3 that η almost surely does not hit $\partial\mathbf{H}$ after time 0 and is almost surely continuous. Assume that η is coupled with a GFF h as in Theorem 1.1. By Proposition 7.3 and Proposition 3.4 we know that η is continuous, at least up until just before the first time τ it accumulates in $[1, \infty)$. Thus, we just need to show that η is continuous at time τ , that η is a continuous curve for $t \geq \tau$, and that $\eta(\tau) \neq 1$.

To see that η does not accumulate at 1, we apply a conformal map ψ taking \mathbf{H} to the strip \mathcal{S} as in Figure 4.1 with 0 fixed, 1 going to $+\infty$, and ∞ going to $-\infty$. Then Figure 4.2 implies $\psi(\eta)$ almost surely hits $\partial\mathcal{S}$ after time 0 when it accumulates on the upper boundary of \mathcal{S} , which in turn implies that η almost surely does not accumulate at 1. This implies that, by Proposition 3.4 and Theorem 1.2, for any fixed $t_0 > 0$ the law of $\eta|_{[t_0, \infty)}$ conditional on $\eta([0, t_0])$ is absolutely continuous with respect to that of an $\text{SLE}_\kappa(\rho^{1,R} + \rho^{2,R})$ process. Therefore the continuity of η up to time τ follows from Proposition 7.3. After time τ , we know that η is a continuous curve since conditional on $\eta([0, \tau])$, η evolves as an $\text{SLE}_\kappa(\rho^{1,R} + \rho^{2,R})$ process in the unbounded connected component C of $\mathbf{H} \setminus \eta([0, \tau])$. We know that such processes are generated by continuous curves by Proposition 7.3 in \mathbf{H} . Since C is a Jordan domain, the Loewner map f_τ extends as a homeomorphism to $\partial(\mathbf{H} \setminus K_\tau)$, hence we see that η for $t \geq \tau$ is also a continuous curve. \square

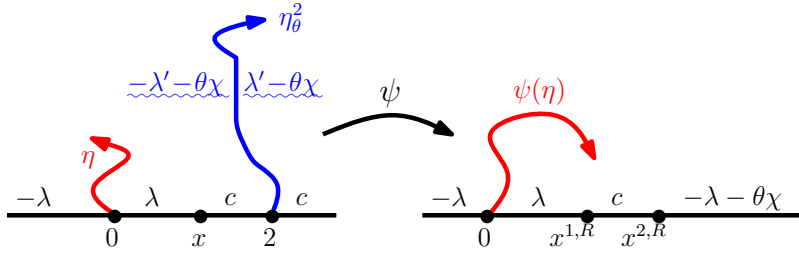


Figure 7.11: Suppose that h is a GFF on \mathbf{H} whose boundary data is as depicted on the left side where $c \in (-\lambda, \lambda - \pi\chi]$. Let η_θ^2 be the flow line of h starting at 2 with angle $\theta \in [0, \pi)$. Note that $c + \theta\chi \in (-\lambda, \lambda)$ and $-\lambda + \theta\chi \leq -\lambda + \pi\chi$. Thus η_θ^2 exists (does not immediately hit the continuation threshold) and the event E that η_θ^2 is continuous for all time and does not hit $(-\infty, x)$ has positive probability (Proposition 3.4, Remark 7.19, and Remark 5.3). Condition on η_θ^2 , E and let C be the connected component of $\mathbf{H} \setminus \eta_\theta^2$ which contains 0. Let $\psi: C \rightarrow \mathbf{H}$ be the conformal map which fixes 0, sends the leftmost intersection point z of η_θ^2 with $(0, \infty)$ to $x^{2,R}$, and fixes ∞ . We let $x^{1,R} = \psi(x)$. Note that once we have conditioned on η_θ^2 , we can adjust x between 0 and z to obtain any value of $x^{1,R}$ between 0 and $x^{2,R}$ we like. The boundary data for the GFF $h \circ \psi^{-1} - \chi \arg(\psi^{-1})'$ is depicted on the right side and $\psi(\eta)$ is an $\text{SLE}_\kappa(\rho^{1,R}, \rho^{2,R})$ process with $\rho^{1,R} = c/\lambda - 1$ and $\rho^{1,R} + \rho^{2,R} = -\theta\chi/\lambda - 2$. Since η and η_θ^2 are almost surely continuous given E , so is $\psi(\eta)$. By adjusting $\theta \in [0, \pi)$, we can achieve any value of $\rho^{1,R} + \rho^{2,R} \in (\frac{\kappa}{2} - 4, -2]$ we like. Likewise, by adjusting c , we can obtain any value of $\rho^{1,R} \in (-2, \frac{\kappa}{2} - 2]$ we like. Finally, we note that by either conditioning on an additional flow line starting at 0 of positive angle or changing the boundary data to the left of 0 to be smaller than $-\lambda$, we can also get the continuity of $\text{SLE}_\kappa(\rho^{1,L}; \rho^{1,R}, \rho^{2,R})$ processes with $\rho^{1,R}, \rho^{2,R}$ as before and any $\rho^{1,L} > -2$.

Lemma 7.21. *Let η be an $\text{SLE}_\kappa(\rho^{1,R}, \rho^{2,R})$ process in \mathbf{H} starting at 0 where the force points corresponding to the weights $\rho^{1,R}$ and $\rho^{2,R}$ are located at $0 < x^{1,R} < x^{2,R} < \infty$, respectively. If $\rho^{1,R} \leq -2$ or $\rho^{1,R} + \rho^{2,R} \leq -2$, then η is almost surely a continuous curve.*

In order to prove Lemma 7.21, we will need to consider several different cases. These are described in Figure 7.11 ($\rho^{1,R} > -2$, $\rho^{1,R} + \rho^{2,R} \in (\frac{\kappa}{2} - 4, -2]$), Figure 7.12 ($\rho^{1,R} \in \mathbf{R}$, $\rho^{1,R} + \rho^{2,R} \leq \frac{\kappa}{2} - 4$), and Figure 7.13 ($\rho^{1,R} \leq -2$, $\rho^{1,R} + \rho^{2,R} > \frac{\kappa}{2} - 4$).

Proof of Lemma 7.21. The proof of the first claim in the special case $\rho^{1,R} \in (-2, \frac{\kappa}{2} - 2]$ and $\rho^{1,R} + \rho^{2,R} \in (\frac{\kappa}{2} - 4, -2]$ is described in Figure 7.11. For $\rho^{1,R} \geq \frac{\kappa}{2} - 2$, Lemma 4.3 implies that η first hits $\partial\mathbf{H}$ after time 0 in $(x^{2,R}, \infty)$. Therefore the laws of the paths when $\rho^{1,R} = \frac{\kappa}{2} - 2$ and $\rho^{1,R} > \frac{\kappa}{2} - 2$ are mutually absolutely continuous (Proposition 3.4) upon hitting the continuation threshold (this is the same argument used in the proof of Lemma 7.20), which completes the proof for $\rho^{1,R} > \frac{\kappa}{2} - 2$ and $\rho^{1,R} + \rho^{2,R} \in (\frac{\kappa}{2} - 4, 2]$.

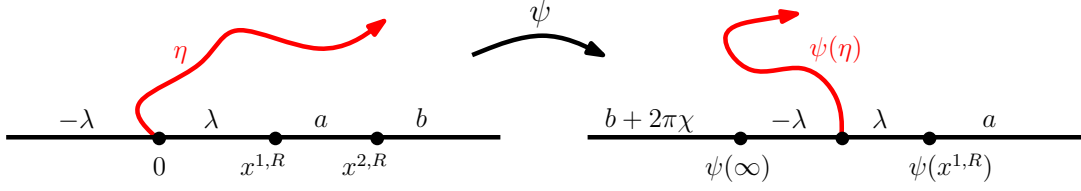


Figure 7.12: Suppose that h is a GFF on \mathbf{H} whose boundary data is as depicted on the left side. We assume that $a > -\lambda$ and $b \leq -\lambda - \pi\chi$. Then the flow line η of h is an $\text{SLE}_\kappa(\rho^{1,R}, \rho^{2,R})$ process with $\rho^{1,R} > -2$ and $\rho^{1,R} + \rho^{2,R} \leq \frac{\kappa}{2} - 4$. Let $\psi: \mathbf{H} \rightarrow \mathbf{H}$ be a conformal map which fixes 0 and takes $x^{2,R}$ to ∞ . The boundary data for the GFF $h \circ \psi^{-1} - \chi \arg(\psi^{-1})'$ is depicted on the right side. Hence $\psi(\eta)$ is an $\text{SLE}_\kappa(\rho^{1,L}; \rho^{1,R})$ process with $\rho^{1,L} \geq \frac{\kappa}{2} - 2$ and $\rho^{1,R} > -2$ and therefore continuous by Proposition 7.3. This implies the continuity of η and that η almost surely terminates at $x^{2,R}$ (because $\psi(\eta)$ almost surely tends to ∞ by Proposition 7.3). If $a \in (-\lambda - \pi\chi, -\lambda]$, then we can apply the same conformal map and then get the continuity from the argument described at the end of Figure 7.11 (the process one gets after applying the conformal map is an $\text{SLE}_\kappa(\rho^{1,L}; \rho^{1,R})$ with $\rho^{1,L} \geq \frac{\kappa}{2} - 2$ and $\rho^{1,R} > \frac{\kappa}{2} - 4$). If $a \leq -\lambda - \pi\chi$, then we can apply a conformal map which sends both $x^{1,R}$ and $x^{2,R}$ to $(-\infty, 0)$ and get the continuity from the fact that $\psi(\eta) \sim \text{SLE}_\kappa(\tilde{\rho}^{1,L}, \tilde{\rho}^{2,L})$ with $\tilde{\rho}^{1,L} \geq \frac{\kappa}{2} - 2$ and $\tilde{\rho}^{1,L} + \tilde{\rho}^{2,L} \geq \frac{\kappa}{2} - 2$.

Note that these results hold if η has an additional force point at 0^- of weight $\rho^{1,L} > -2$, as explained in Figure 7.11.

We now suppose that $\rho^{1,R} + \rho^{2,R} \leq \frac{\kappa}{2} - 4$. If $\rho^{1,R} > \frac{\kappa}{2} - 4$, by applying a conformal map $\psi: \mathbf{H} \rightarrow \mathbf{H}$ which fixes 0, sends $x^{1,R}$ to ∞ , and $x^{2,R}$ to -1 , we see that $\psi(\eta) \sim \text{SLE}_\kappa(\tilde{\rho}^{1,L}; \rho^{1,R})$ where $\tilde{\rho}^{1,L} \geq \frac{\kappa}{2} - 2$ (this argument is described in Figure 7.12). This puts us into the setting of the case considered in the previous paragraph. Therefore $\psi(\eta)$ is continuous, hence also η . If $\rho^{1,R} \leq \frac{\kappa}{2} - 4$, then we can apply a conformal map $\psi: \mathbf{H} \rightarrow \mathbf{H}$ which fixes 0 and sends both $x^{1,R}$ and $x^{2,R}$ to $(-\infty, 0)$. Then $\psi(\eta)$ is an $\text{SLE}_\kappa(\rho^{1,L}, \rho^{2,L})$ process with $\rho^{1,L} \geq \frac{\kappa}{2} - 2$ and $\rho^{1,L} + \rho^{2,L} \geq \frac{\kappa}{2}$, so the continuity in this case follows as well.

The final possibility is when $\rho^{1,R} \leq -2$ and $\rho^{1,R} + \rho^{2,R} > \frac{\kappa}{2} - 4$. The proof in this case is explained in the caption of Figure 7.13. \square

Lemma 7.22. *Suppose that η is an $\text{SLE}_\kappa(\underline{\rho})$ process in \mathbf{H} from 0 targeted at ∞ , $k = |\underline{\rho}^L|$ and $\ell = |\underline{\rho}^R|$, with $\sum_{i=1}^k \rho^{i,L} > \frac{\kappa}{2} - 4$ and $\sum_{i=1}^\ell \rho^{i,R} > \frac{\kappa}{2} - 4$. Assume that $|x^{1,L}|, |x^{1,R}| \geq 1$. Fix $M > 0$ such that the locations of the force points $\underline{x} = (\underline{x}^L; \underline{x}^R)$ satisfy $x^{i,R}/x^{1,R} \leq M$ for all $1 \leq i \leq \ell$ and $x^{i,L}/x^{1,L} \leq M$ for all $1 \leq i \leq k$ and the weights $\underline{\rho}$ satisfy $|\rho^{i,q}| \leq M$ for all $1 \leq i \leq |\underline{\rho}^q|$ and $q \in \{L, R\}$. Let E_1 be the event that either $\lim_{t \rightarrow \infty} \eta(t) = \infty$ or η disconnects $x^{\ell,R}$ or $x^{k,L}$. Let E_2 be the event that $\text{dist}(\eta([0, \infty)), [x^{1,R}, x^{\ell,R}]) \geq \frac{1}{2}$ and $\text{dist}(\eta([0, \infty)), [x^{k,L}, x^{1,L}]) \geq \frac{1}{2}$. With $E = E_1 \cap E_2$, we have that $\mathbf{P}[E] \geq \rho_0$ where $\rho_0 > 0$ depends only on M , $\sum_{i=1}^k \rho^{i,L}$, and $\sum_{i=1}^\ell \rho^{i,R}$.*

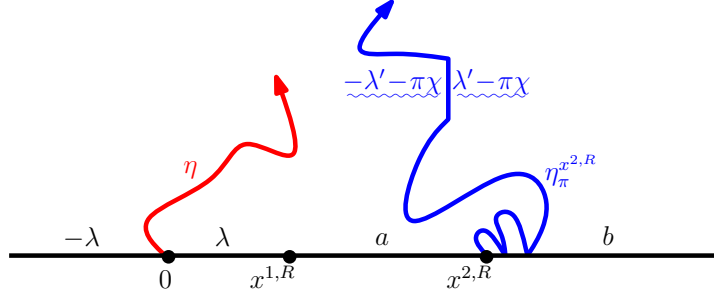


Figure 7.13: Suppose that h is a GFF on \mathbf{H} whose boundary data is as depicted above. We assume that $a \leq -\lambda$ and $b > -\lambda - \pi\chi$. Then the flow line η of h is an $\text{SLE}_\kappa(\rho^{1,R}, \rho^{2,R})$ process with $\rho^{1,R} \leq -2$ and $\rho^{1,R} + \rho^{2,R} > \frac{\kappa}{2} - 4$. Let $\eta_\pi^{x^{2,R}}$ be the flow line of h starting at $x^{2,R}$ with angle π . Then $\eta_\pi^{x^{2,R}}$ is an $\text{SLE}_\kappa(\rho^{1,L}, \rho^{2,L}, \rho^{3,L}; \rho^{1,R})$ process with $\rho^{1,L} \geq \frac{\kappa}{2} - 2$, $\rho^{1,L} + \rho^{2,L} \leq -2$, $\rho^{1,L} + \rho^{2,L} + \rho^{3,L} = \frac{\kappa}{2} - 2$ and $\rho^{1,R} > -2$. There are two possibilities: either $\eta_\pi^{x^{2,R}}$ hits the continuation threshold upon accumulating in $[0, x^{1,R}]$ or it does not hit the continuation threshold. In the former case, the conditional law of η given $\eta_\pi^{x^{2,R}}$ in the leftmost connected component of $\mathbf{H} \setminus \eta_\pi^{x^{2,R}}$ is that of an $\text{SLE}_\kappa(\tilde{\rho}^{1,R}, \tilde{\rho}^{2,R})$ process with $\tilde{\rho}^{1,R} = \frac{\kappa}{2} - 2$ and $\tilde{\rho}^{1,R} + \tilde{\rho}^{2,R} = \rho^{1,R} + \rho^{2,R}$. In this case, η does not hit $\eta_\pi^{x^{2,R}}$ (Lemma 4.6) and is continuous by the first part of the proof of Lemma 7.21 (recall Figure 7.11). If $\eta_\pi^{x^{2,R}}$ does not hit the continuation threshold, then its law is absolutely continuous (Proposition 3.4) with respect to that of an $\text{SLE}_\kappa(\frac{\kappa}{2} - 2; \tilde{\rho}^{1,R})$ process with $\tilde{\rho}^{1,R} > -2$, hence continuous (Proposition 7.3). In this case, the conditional law of η given $\eta_\pi^{x^{2,R}}$ up until intersects $\eta_\pi^{x^{2,R}}$ is that of an $\text{SLE}_\kappa(\tilde{\rho}^{1,R}, \tilde{\rho}^{2,R})$ process with $\tilde{\rho}^{1,R} = \rho^{1,R}$ and $\tilde{\rho}^{1,R} + \tilde{\rho}^{2,R} = \frac{\kappa}{2} - 4$. This implies that η is continuous in this case by the argument of Figure 7.12 (we note that on this event, η exits \mathbf{H} in $(x^{1,R}, x^{2,R})$).

Proof. This follows from Proposition 3.4 and Remark 3.5; see Figure 7.14 for an explanation of the proof. \square

Proof of Theorem 1.3 for $\kappa \in (0, 4)$. We are going to prove the result by induction on the number of force points. Proposition 7.3 and Lemmas 7.18–7.21 imply the result for $\text{SLE}_\kappa(\underline{\rho})$ processes with two force points. Suppose that the result holds for all $\text{SLE}_\kappa(\underline{\rho})$ processes with at most n force points, some $n \geq 2$, and that $\eta \sim \text{SLE}_\kappa(\underline{\rho})$ in \mathbf{H} from 0 to ∞ with $n + 1$ force points. If η immediately hits the continuation threshold upon starting, there is nothing to prove. Otherwise, running η for a small amount of time and then applying a conformal mapping, we may assume that all of the force points are to the right of 0; we denote their locations by x^R .

Suppose that there exists $j_0 \geq 2$ such that $\sum_{i=1}^{j_0-1} \rho^{i,R} > \frac{\kappa}{2} - 4$ and $\sum_{i=1}^{j_0} \rho^{i,R} < \frac{\kappa}{2} - 2$ (if we couple η with a GFF h as in Theorem 1.1 on \mathbf{H} , this corresponds to the boundary data of h in $[x^{j_0-1,R}, x^{j_0,R})$ being larger than $-\lambda - \pi\chi$ and in $[x^{j_0,R}, x^{j_0+1,R})$ being less

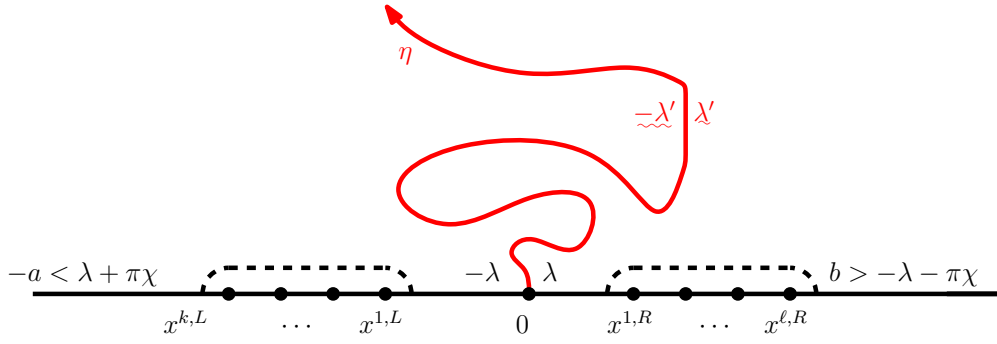


Figure 7.14: Suppose that h is a GFF on \mathbf{H} whose boundary data is as depicted above and let η be the flow line of h starting at 0 targeted at ∞ . Then $\eta \sim \text{SLE}_\kappa(\underline{\rho})$, $|\underline{\rho}^R| = \ell$ and $|\underline{\rho}^L| = k$, with $\sum_{i=1}^k \rho^{i,L} = a/\lambda - 1 > \frac{\kappa}{2} - 4$ and $\sum_{i=1}^\ell \rho^{i,R} = b/\lambda - 1 > \frac{\kappa}{2} - 4$. Let $U \subseteq \mathbf{H}$ consist of those points z whose distance to $[x^{1,R}, x^{\ell,R}]$ and $[x^{k,L}, x^{1,L}]$ is at least $\frac{1}{2}$. Then the law of $h|_U$ is mutually absolutely continuous with respect to the law of $\tilde{h}|_U$ where \tilde{h} is a GFF on \mathbf{H} whose boundary data agrees with h in $(-\infty, x^{k,L}) \cup (x^{\ell,R}, \infty)$, is $-\lambda$ in $[x^{k,L}, 0]$ and λ in $[0, x^{\ell,R}]$. Proposition 7.3 and Lemmas 7.18–7.21 imply that the flow line $\tilde{\eta}$ of \tilde{h} from 0 targeted at ∞ either reaches ∞ or hits $(-\infty, x^{k,L}) \cup (x^{\ell,R}, \infty)$ without leaving U with positive probability. Consequently, it follows from Proposition 3.4 that the same is likewise true for η . Moreover, from the discussion in Remark 3.5 it is easy to see that this probability admits a positive lower bound which depends only on $|x^{k,L}|$, $|x^{\ell,R}|$, and $\|h|_{[x^{k,L}, x^{1,L}]}\|_\infty$ and $\|h|_{[x^{1,R}, x^{\ell,R}]}\|_\infty$.

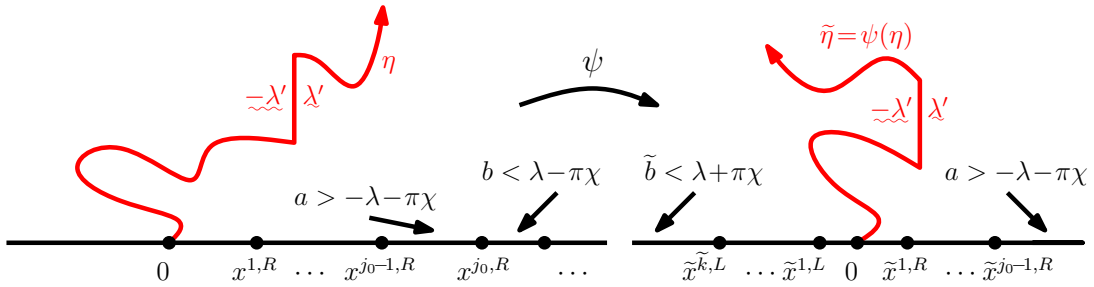


Figure 7.15: Let h be a GFF on \mathbf{H} whose boundary data is as depicted on the left side. Let $\eta \sim \text{SLE}_\kappa(\underline{\rho})$ be the flow line of h starting at 0. Suppose that j_0 is such that $\sum_{i=1}^{j_0-1} \rho^{i,R} > \frac{\kappa}{2} - 4$ and $\sum_{i=1}^{j_0} \rho^{i,R} < \frac{\kappa}{2} - 2$. This particular choice implies that η can hit $(x^{j_0-1,R}, x^{j_0+1,R})$. Let $\psi: \mathbf{H} \rightarrow \mathbf{H}$ be the conformal map which takes ∞ to -1 , $x^{1,R}$ to 1, and $x^{j_0,R}$ to ∞ . Then it is possible for $\tilde{\eta} = \psi(\eta)$ to hit $(-\infty, \tilde{x}^{k,L}) \cup (\tilde{x}^{j_0-1}, \infty)$ or reach ∞ before hitting $[\tilde{x}^{k,L}, \tilde{x}^{1,L}] \cup [\tilde{x}^{1,R}, \tilde{x}^{j_0-1,R}]$ where \tilde{x} denotes the locations of the force points of $\tilde{\eta}$.

than $\lambda - \pi\chi$). Let $\psi: \mathbf{H} \rightarrow \mathbf{H}$ be the conformal map which sends $x^{1,R}$ to 1, $x^{j_0,R}$ to ∞ , and ∞ to -1 (see Figure 7.15).

Let $\tilde{\eta} = \psi(\eta)$ and let $\tilde{x} = (\tilde{x}^L; \tilde{x}^R)$ denote the locations of the force points of $\tilde{\eta}$. Let $\tilde{k} = |\tilde{x}^L|$ and note that $|\tilde{x}^R| = j_0 - 1$ by construction. Let \tilde{W}_t be the Loewner driving function of $\tilde{\eta}$, \tilde{g}_t the corresponding family of conformal maps, and let $\tilde{V}_t^{i,q} = \tilde{g}_t(\tilde{x}^{i,q})$ denote the time evolution of the force points of $\tilde{\eta}$ under \tilde{g}_t . We define stopping times as follows. We let $\tilde{\xi}_1$ be the first time t that $\tilde{W}_t = 0$ and let $\tilde{\zeta}_1$ be the first time t after $\tilde{\xi}_1$ that $\tilde{\eta}$ comes within distance $\frac{1}{2}$ of either $[\tilde{V}_0^{k,L}, \tilde{V}_0^{1,L}]$ or $[\tilde{V}_0^{1,R}, \tilde{V}_0^{j_0-1,R}]$. For each $k \geq 2$, we inductively let $\tilde{\xi}_k$ be the first time t after $\tilde{\zeta}_{k-1}$ that $\tilde{W}_t = 0$ and $\tilde{\zeta}_k$ the first time t after $\tilde{\xi}_k$ that $\tilde{g}_{\tilde{\xi}_k}(\tilde{\eta}(t))$ comes within distance $\frac{1}{2}$ of either $[\tilde{V}_{\tilde{\xi}_k}^{k,L}, \tilde{V}_{\tilde{\xi}_k}^{1,L}]$ or $[\tilde{V}_{\tilde{\xi}_k}^{1,R}, \tilde{V}_{\tilde{\xi}_k}^{j_0-1,R}]$. Let $\tilde{\tau}$ be the first time t that $\tilde{\eta}$ hits $(-\infty, \tilde{V}_0^{2,L}]$, $[\tilde{V}_0^{2,R}, \infty)$, escapes to ∞ , or hits the continuation threshold.

We are now going to show that $\tilde{\eta}|_{[0, \tilde{\tau} \wedge \tilde{\xi}_k]}$ is almost surely continuous for every k . We will argue that this holds by induction on k . It holds for $k = 1$ as a consequence of the induction hypothesis: if \tilde{W}_t is to the left or right of 0, then the evolution of $\tilde{\eta}$ is absolutely continuous with respect to the evolution of an $\text{SLE}_\kappa(\rho)$ process with at most n force points by the Girsanov theorem. Suppose that $\tilde{\eta}|_{[0, \tilde{\tau} \wedge \tilde{\xi}_k]}$ is continuous for some $k \geq 1$; we will argue that the same holds with $k + 1$ in place of k . For $t \in (\tilde{\xi}_k, \tilde{\zeta}_k]$, the desired continuity follows from Proposition 3.4 and the two force point case. For $t \in (\tilde{\zeta}_k, \tilde{\xi}_{k+1}]$, the claim follows by applying the Girsanov theorem and the induction hypothesis in the same manner we used to handle the case that $k = 1$.

Let $E = \cup_k \{\tilde{\tau} \leq \tilde{\xi}_k\}$. Then on E we know that $\tilde{\eta}|_{[0, \tilde{\tau}]}$ is continuous. Moreover, the conditional law of $\tilde{\eta}|_{[\tilde{\tau}, \infty)}$ given $\tilde{\eta}|_{[0, \tilde{\tau}]}$ in the connected component C of $\mathbf{H} \setminus \tilde{\eta}([0, \tilde{\tau}])$ which contains $\psi(\infty) = -1$ is that of an $\text{SLE}_\kappa(\rho)$ process with at most n force points. Thus since C is a Jordan domain, the desired result follows from the induction hypothesis. We will complete the proof by showing that $\mathbf{P}[E^c] = 0$. Since $\partial_t(\tilde{V}_t^{j,R} - \tilde{V}_t^{i,R}) < 0$ if $j > i$ and $\partial_t \tilde{V}_t^{i,R} > 0$ for all i (these facts come directly from the Loewner evolution and analogously hold when R is replaced with L), Lemma 7.22 implies the existence of $\rho_0 > 0$ such that $\mathbf{P}[\tilde{\tau} < \tilde{\xi}_{k+1} \mid \tilde{\tau} > \tilde{\xi}_k] \geq \rho_0$ for all k . Therefore $\mathbf{P}[E^c] = 0$, as desired.

In order to complete the proof, we need to argue continuity in the case that there exists J so that $\sum_{i=1}^j \rho^{i,R} \leq \frac{\kappa}{2} - 4$ for all $1 \leq j \leq J$ and $\sum_{i=1}^j \rho^{i,R} \geq \frac{\kappa}{2} - 2$ for all $J + 1 \leq j \leq n + 1$. If $J = n + 1$, we can see the continuity by applying a conformal map ψ which fixes 0 and sends all of the force points to the other side. Indeed, then $\psi(\eta) \sim \text{SLE}_\kappa(\rho)$ where the partial sums of the weights are all at least $\frac{\kappa}{2} - 2$, so we can use Remark 2.3. If $1 \leq J \leq n$, we can use the same argument described in Figure 7.13 (condition on an auxiliary flow line at angle π starting from $x^{J+1,R}$). This completes the proof. \square

Now that we have established Theorem 1.3 for $\kappa \leq 4$, we can prove the almost sure continuity of angle varying flow lines.

Proposition 7.23. *Suppose that we have the same setup as Proposition 7.11 (without the a priori assumption of continuity). Let $\theta_1, \dots, \theta_k$ be angles satisfying (7.1). The angle varying flow line $\eta_{\theta_1 \dots \theta_k}$ is almost surely a continuous path.*

Proof. We prove the result by induction on k . Theorem 1.3, which we have now proven for $\kappa \in (0, 4]$, states that this result holds for $k = 1$ (which corresponds to the constant angle case). Suppose that $k \geq 2$ and the result holds for $k - 1$. Let $\tau_1, \dots, \tau_{k-1}$ be the angle change times (and take $\tau_k = \infty$). By assumption, $\eta_{\theta_1 \dots \theta_k}^{\tau_1 \dots \tau_k} |_{[\tau_{k-2}, \tau_{k-1}]}$ given $\eta_{\theta_1 \dots \theta_k}^{\tau_1 \dots \tau_k}([0, \tau_{k-2}])$ evolves as an $\text{SLE}_\kappa(\underline{\rho}^L; \underline{\rho}^R)$ process. By induction, $\eta_{\theta_1 \dots \theta_k}^{\tau_1 \dots \tau_k} |_{[0, \tau_{k-2}]}$ is continuous so that a conformal map ψ which takes the unbounded connected component of $\mathbf{H} \setminus \eta_{\theta_1 \dots \theta_k}([0, \tau_{k-2}])$ to \mathbf{H} with $\eta_{\theta_1 \dots \theta_k}^{\tau_1 \dots \tau_k}(\tau_{k-2})$ mapped to 0 extends as a homeomorphism to the boundary. Thus the continuity of $\eta_{\theta_1 \dots \theta_k}^{\tau_1 \dots \tau_k}$ follows from Theorem 1.3 for $\kappa \in (0, 4]$, which completes the proof of the induction step. \square

7.4 Counterflow lines

We will now explain how to modify the proofs from the previous subsections to complete the proof of Theorem 1.2 and Theorem 1.3 for $\kappa' > 4$. Throughout this subsection, we will often work with a GFF h on the strip \mathcal{S} in order to make the setting compatible with SLE duality (recall Section 4). We assume that the boundary data for h is as in the left side of Figure 7.16 and Figure 7.17, where a, b, a', b' are taken to be sufficiently large so that the configuration of flow and counterflow lines we consider almost surely does not interact with $\partial\mathcal{S}$.

We let η' be the counterflow line of h starting at z_0 . The proof follows a strategy similar to but more involved than what we employed for $\kappa \in (0, 4]$. In Section 7.4.1, we will focus on the case with two boundary force points. It turns out that in order to generate an $\text{SLE}_{\kappa'}(\underline{\rho}^L; \underline{\rho}^R)$ process for arbitrary choices of $\underline{\rho}^L, \underline{\rho}^R > -2$ by conditioning on auxiliary flow lines in a manner similar to that used for $\kappa \in (0, 4]$, we are already led to consider the law of η' conditional on two angle varying flow lines (for $\kappa \in (0, 4]$, we only had to consider angle varying trajectories when generalizing the two force point case to the many force point case). Extending these results from two force points to many force points also follows a similar but more elaborate version of the strategy we used for $\kappa \in (0, 4]$, since we will need to consider four different cases as opposed to three. This is carried out in Section 7.4.2. Finally, in Section 7.4.3, we will explain how to extend the light cone construction to the setting of general $\text{SLE}_{\kappa'}(\underline{\rho}^L; \underline{\rho}^R)$ processes and, in particular, obtain general forms of SLE duality.

7.4.1 Two boundary force points

We are now going to prove Theorem 1.2 and Theorem 1.3 for counterflow lines with two boundary force points. The proof is a bit more elaborate than what we employed for

flow lines because we will need to consider different types of configurations of flow and counterflow lines depending on the values of ρ^L, ρ^R . In the first step, we will handle the case that $\rho^L > -2$ and $\rho^R \geq \frac{\kappa'}{2} - 4$ (and vice-versa) — recall that $\frac{\kappa'}{2} - 4$ is the threshold at which η' becomes boundary filling. This will be accomplished in Lemma 7.24 by considering a configuration consisting of two flow lines in addition to η' (see Figure 7.16). In the second step, accomplished in Lemma 7.25 (see Figure 7.17), we will take care of the case that $\rho^L, \rho^R \in (-2, \frac{\kappa'}{2} - 4)$ using a configuration which consists of two angle varying flow lines in addition to η' . Combining these two lemmas completes the proof of Theorem 1.2 for $\kappa' > 4$ with many boundary force points (recall that the proof of Lemma 7.5 was not flow line specific) and Theorem 1.3 for $\kappa' > 4$ with two boundary force points with weight exceeding -2 , one on each side of the counterflow line seed.

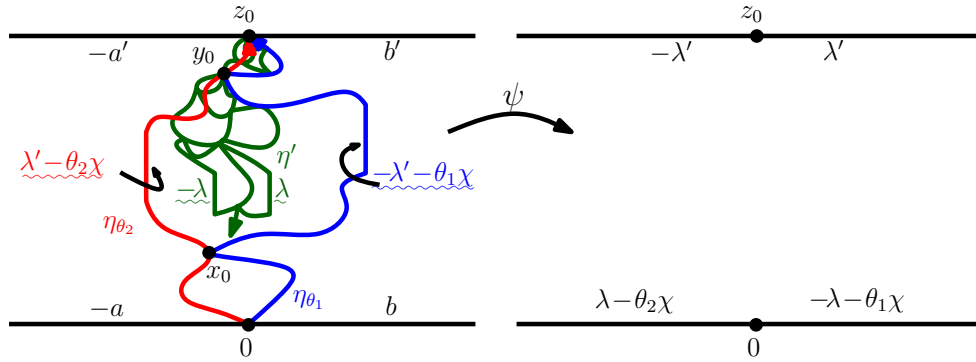


Figure 7.16: Let h be a GFF on the strip \mathcal{S} whose boundary data is depicted in the left panel. Fix $\theta_1 < \theta_2$ and let η_{θ_i} be the flow line of h starting at 0 with angle θ_i . Suppose that C is any connected component of $\mathcal{S} \setminus (\eta_{\theta_1} \cup \eta_{\theta_2})$ which lies between η_{θ_1} and η_{θ_2} . We assume that both $\theta_1 < \frac{\pi}{2}$ and $\theta_2 > -\frac{\pi}{2}$; this choice implies that η' almost surely intersects C . Let x_0 be the first point on ∂C to be traced by $\eta_{\theta_1}, \eta_{\theta_2}$ and y_0 the last. Fix a stopping time τ' for $\mathcal{F}_t = \sigma(\eta'(s) : s \leq t, \eta_{\theta_1}, \eta_{\theta_2})$ such that $\eta'(\tau') \in C$ almost surely. The boundary data for the conditional law of h given $\eta_{\theta_1}, \eta_{\theta_2}$ and $\eta'([0, \tau'])$ in C is depicted in the left panel. Let ψ be a conformal map which takes the connected component of $C \setminus \eta'([0, \tau'])$ which contains x_0 to \mathcal{S} with $\eta'(\tau')$ taken to z_0 and x_0 taken to 0. The boundary data for the GFF $h \circ \psi^{-1} - \chi \arg(\psi^{-1})'$ on \mathcal{S} is depicted on the right side. From this, we can read off the conditional law of η' viewed as a path in C given $\eta_{\theta_1}, \eta_{\theta_2}$: it is an $\text{SLE}_{\kappa'}(\rho^L; \rho^R)$ process where $\rho^L = (1/2 + \theta_2/\pi)(\kappa'/2 - 2) - 2$ and $\rho^R = (1/2 - \theta_1/\pi)(\kappa'/2 - 2) - 2$.

Lemma 7.24. *Suppose that $\rho^L > -2$ and $\rho^R \geq \frac{\kappa'}{2} - 4$ or $\rho^L \geq \frac{\kappa'}{2} - 4$ and $\rho^R > -2$. In the coupling of an $\text{SLE}_{\kappa'}(\rho^L; \rho^R)$ process η'_0 with a GFF h_0 as in Theorem 1.1, η'_0 is almost surely determined by h_0 . Moreover, η'_0 is almost surely a continuous path.*

The reason that we used the notation η'_0 and h_0 in the statement of Lemma 7.24 is to avoid confusing η'_0 with η' and h_0 with h . Recall also from Remark 2.3 that by absolute

continuity (the Girsanov theorem) we know that non-boundary intersecting $\text{SLE}_{\kappa'}(\rho)$ processes are almost surely continuous, at least up until just before terminating (or tending to ∞ if the terminal point is at ∞). The proof of Lemma 7.24 allows us to deduce the continuity of such processes even upon terminating by reducing the result to the transience of $\text{SLE}_{\kappa'}$ processes established in [RS05]. This is accomplished by picking angles θ_1, θ_2 so that the conditional law of η' is an $\text{SLE}_{\kappa'}$ process given flow lines $\eta_{\theta_1}, \eta_{\theta_2}$ in each of the connected components of $\mathbf{H} \setminus (\eta_{\theta_1} \cup \eta_{\theta_2})$ which lie between η_{θ_1} and η_{θ_2} .

Proof of Lemma 7.24. We suppose that we have the setup described in Figure 7.16. That is, we fix $\theta_1 < \theta_2$ and let η_{θ_i} be the flow line of h with angle θ_i starting from 0 and let η' be the counterflow line starting from z_0 . We assume that a, a', b, b' are large enough so that $\eta_{\theta_1}, \eta_{\theta_2}$, and η' almost surely do not intersect $\partial\mathcal{S}$ except at their initial and terminal points. We also assume that $\theta_1 < \frac{\pi}{2}$ and $\theta_2 > -\frac{\pi}{2}$. This implies that η_{θ_1} lies to the right of the left boundary of η' and likewise that η_{θ_2} lies to the left of the right boundary of η' (recall Proposition 5.1 and Proposition 5.5). Figure 7.16 describes the conditional mean $\mathcal{C}_{A(\tau')}$ of h given $A(\tau')$ where $A(t) = \eta_{\theta_1} \cup \eta'([0, t]) \cup \eta_{\theta_2}$ and where τ' is any stopping time for the filtration $\mathcal{F}_t = \sigma(\eta'(s) : s \leq t, \eta_{\theta_1}, \eta_{\theta_2})$. Indeed, we know that $A(\tau')$ is a local set for h by Lemma 6.2. Moreover, Remark 6.9 and Remark 6.10 imply that $\mathcal{C}_{A(\tau')}$ does not exhibit pathological behavior at points where any pair of $\eta_{\theta_1}, \eta', \eta_{\theta_2}$ intersect.

Recall also Remark 6.16 and Remark 6.17, which imply that η' has a continuous Loewner driving function viewed as a path in each of the connected components of $\mathcal{S} \setminus (\eta_{\theta_1} \cup \eta_{\theta_2})$ which lie between $\eta_{\theta_1}, \eta_{\theta_2}$. Note that if either $\theta_1 > -\frac{\pi}{2}$ or $\theta_2 < \frac{\pi}{2}$ so that one of the η_{θ_i} is actually contained in the range of η' (Lemma 5.7), we need to interpret what it means for η' to be a path in one of these complementary connected components. This is explained in complete detail in Remark 6.17. Applying Theorem 2.4 and Proposition 6.5, we find that the conditional law of η' given η_{θ_1} and η_{θ_2} in each of the connected components of $\mathcal{S} \setminus (\eta_{\theta_1} \cup \eta_{\theta_2})$ which lie between η_{θ_1} and η_{θ_2} is independently an $\text{SLE}_{\kappa}(\rho^L; \rho^R)$ process where

$$\rho^L = \left(\frac{1}{2} + \frac{\theta_2}{\pi}\right) \left(\frac{\kappa'}{2} - 2\right) - 2 \quad \text{and} \quad \rho^R = \left(\frac{1}{2} - \frac{\theta_1}{\pi}\right) \left(\frac{\kappa'}{2} - 2\right) - 2. \quad (7.2)$$

Indeed, the values of ρ^L, ρ^R are determined by solving the equations:

$$-\lambda'(1 + \rho^L) = \lambda - (\theta_2 + \pi)\chi \quad \text{and} \quad \lambda'(1 + \rho^R) = -\lambda + (-\theta_1 + \pi)\chi$$

(see Figure 7.16 and recall Figure 1.11). The continuity statement of the lemma follows by adjusting θ_1, θ_2 appropriately and noting that each complementary component is almost surely a Jordan domain by the almost sure continuity of η_{θ_1} and η_{θ_2} . The first statement of the lemma follows from the same argument as in the proof of Lemma 7.2. \square

Note that in (7.2), as $\theta_2 \downarrow -\frac{\pi}{2}$ — which corresponds to η_{θ_2} approaching the right boundary of η' — we have that $\rho^L \downarrow -2$. Likewise, as $\theta_1 \uparrow \frac{\pi}{2}$ — which corresponds to η_{θ_1} approaching the left boundary of η' — we have that $\rho^R \downarrow -2$. The constraint $\theta_1 < \theta_2$ means that it is not possible to obtain the full range of $\rho^L, \rho^R > -2$ values by computing the conditional law of η' given configurations of flow lines of this type.

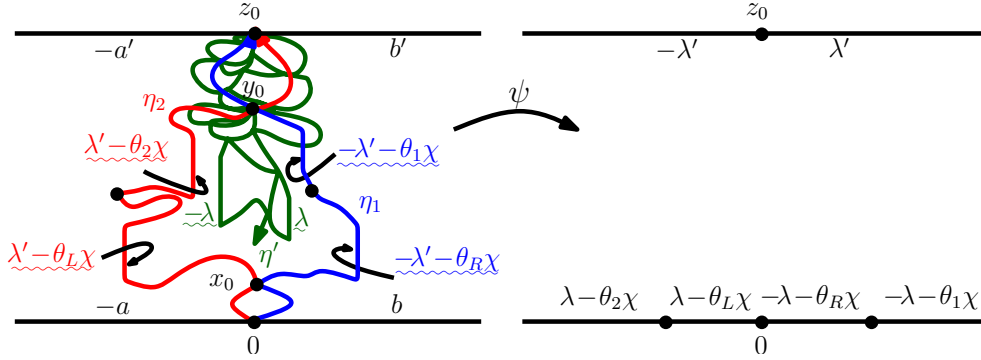


Figure 7.17: Assume that h is a GFF on the strip \mathcal{S} whose boundary data is depicted in the left panel. Let $\theta_L = \frac{\pi}{2}$ and $\theta_R = -\frac{\pi}{2}$. Suppose that $|\theta_1 - \theta_R| \leq \pi$ and $|\theta_2 - \theta_L| \leq \pi$. Let $\eta_1 := \eta_{\theta_R}^{\tau_1^1 \tau_2^1}$ and $\eta_2 := \eta_{\theta_L}^{\tau_1^2 \tau_2^2}$ be angle varying flow lines of h with the aforementioned angles. We take the angle change times for both η_1 and η_2 to be when they first hit unit capacity as seen from z_0 . If $\theta_1 > \theta_R$, then η' will cross η_1 and likewise if $\theta_2 < \theta_L$ then η' will cross η_2 . We assume that the boundary data of h is large enough so that η_1, η_2, η' intersect $\partial\mathcal{S}$ only at their initial and terminal points. Let y_0 be the first point where η_1 and η_2 intersect after both η_1 and η_2 change directions and are traveling with angles θ_1 and θ_2 , respectively. Let C be the connected component of $\mathcal{S} \setminus (\eta_1 \cup \eta_2)$ which lies between η_1 and η_2 such that y_0 is the last point on ∂C to be traced by η_1, η_2 ; let x_0 be the first. Fix a stopping time τ' for $\mathcal{F}_t = \sigma(\eta'(s) : s \leq t, \eta_1, \eta_2)$ such that $\eta'(\tau') \in C$ almost surely. The boundary data for the conditional law of h given η_1, η_2 , and $\eta'([0, \tau'])$ is depicted in the left panel. Let ψ be a conformal map which takes the connected component of $C \setminus \eta'([0, \tau'])$ which contains x_0 to \mathcal{S} with $\eta'(\tau')$ taken to z_0 and x_0 taken to 0 . The boundary data for the GFF $h \circ \psi^{-1} - \chi \arg(\psi^{-1})'$ on \mathcal{S} is depicted on the right side. From this, we can read off the conditional law of η' viewed as a path in C given η_1, η_2 . It is an $\text{SLE}_{\kappa'}(\rho^{1,L}, \rho^{2,L}; \rho^{1,R}, \rho^{2,R})$ process where the weights of the force points are given in (7.3).

In the next lemma, we are going to explain how to extend this method to the case that $\rho^L, \rho^R \in (-2, \frac{\kappa'}{2} - 4)$, which corresponds to an $\text{SLE}_{\kappa'}$ with both weights below the critical boundary filling threshold.

Lemma 7.25. *Suppose that $\rho^L, \rho^R \in (-2, \frac{\kappa'}{2} - 4)$. Then in the coupling of an $\text{SLE}_{\kappa'}(\rho^L; \rho^R)$ process η'_0 with a GFF h_0 as in Theorem 1.1, we have that η'_0 is almost surely determined by h_0 . Moreover, η'_0 is almost surely continuous.*

Proof. In order to prove the lemma, we first need to understand the conditional mean of h given η' and two angle varying flow lines (which have the possibility of crossing each other). Specifically, we let $\theta_L = \frac{\pi}{2}$ and $\theta_R = -\theta_L = -\frac{\pi}{2}$. Suppose that θ_1, θ_2 are such that $|\theta_1 - \theta_R| \leq \pi$ and $|\theta_2 - \theta_L| \leq \pi$. Let $\eta_1 := \eta_{\theta_R \theta_1}^{\tau_1^1 \tau_1^1}$ be an angle varying flow line with angles θ_R, θ_1 and $\eta_2 := \eta_{\theta_L \theta_2}^{\tau_2^2 \tau_2^2}$ be an angle varying flow line with angles θ_L, θ_2 . We take the angle change time for both η_1, η_2 to be when the curves first reach unit capacity (the actual choice here is not important). Our hypotheses on θ_1, θ_2 imply that η_1, η_2 are simple (but may cross each other). We assume a, b, a', b' are large enough so that η_1, η_2, η' almost surely do not intersect $\partial\mathcal{S}$ except at their starting and terminal points.

It follows from Proposition 7.12 that if η_1, η_2 do cross, they cross precisely once, after which they may bounce off of one another. Let $A(t) = \eta_1 \cup \eta'([0, t]) \cup \eta_2$ and $\mathcal{F}_t = \sigma(\eta'(s) : s \leq t, \eta_1, \eta_2)$. By Lemma 6.2, we know that $A(\tau')$ is a local set for h for every \mathcal{F}_t stopping time τ' . The boundary data for $\mathcal{C}_{A(\tau')}$ is described in the left panel of Figure 7.17, depicted in the case that η_1, η_2 actually do cross. The justification of this follows from exactly the same argument as in Remark 6.11. Let C be the connected component of $\mathcal{S} \setminus (\eta_1 \cup \eta_2)$ which lies between η_1 and η_2 such that the last point on ∂C traced by η_1 is the point where η_1, η_2 first intersect after changing angles. It follows from the same argument as Remark 6.18 that η' viewed as a path in C from y_0 to x_0 (recall Remark 6.17), the last and first points on ∂C traced by η_1 and η_2 , respectively, has a continuous Loewner driving function. Consequently, it follows from Theorem 2.4 and Proposition 6.5 that the conditional law of η' in C given η_1, η_2 is an $\text{SLE}_{\kappa'}(\underline{\rho}^L; \underline{\rho}^R)$, with the weights given by

$$\begin{aligned} \rho^{1,L} &= \left(\frac{1}{2} + \frac{\theta_2}{\pi}\right) \left(\frac{\kappa'}{2} - 2\right) - 2, & \rho^{1,R} &= \left(\frac{1}{2} - \frac{\theta_1}{\pi}\right) \left(\frac{\kappa'}{2} - 2\right) - 2, & (7.3) \\ \rho^{1,q} + \rho^{2,q} &= \frac{\kappa'}{2} - 4 & \text{for } q &\in \{L, R\}. \end{aligned}$$

(see the right panel of Figure 7.17, the values of ρ follow from the same argument explained in Figure 7.16; recall also Figure 4.1). For the final expression, we used $\theta_L = \frac{1}{\chi}(\lambda - \lambda')$ so that

$$\frac{(\pi + \theta_L)\chi}{\lambda'} - \frac{\lambda}{\lambda'} - 1 = \frac{\kappa'}{2} - 1 - 1 = \frac{\kappa'}{2} - 4.$$

By choosing $\theta_2 \in (\theta_R, \theta_L)$ we can obtain any value of $\rho^{1,L} \in (-2, \frac{\kappa'}{2} - 4)$ we like. Likewise, by choosing $\theta_1 \in (\theta_R, \theta_L)$ we can obtain any value of $\rho^{1,R} \in (-2, \frac{\kappa'}{2} - 4)$ we desire. Therefore the continuity statement of the lemma follows by adjusting θ_1, θ_2 appropriately, using the almost sure continuity of η_1, η_2 to get that C is almost surely a Jordan domain, and then applying the absolute continuity of the field (Proposition 3.4). The first statement of the lemma follows from the same argument as the proof of Lemma 7.2 along with another application of Proposition 3.4. \square

7.4.2 Many boundary force points

The reduction of the statement of Theorem 1.2 for counterflow lines to the two boundary force point case is exactly the same as the analogous reduction for flow lines, which was given in the proof of Lemma 7.5. This means that Theorem 1.2 for $\kappa' > 4$ follows from Lemma 7.24 and Lemma 7.25. Thus we are left to complete the proof of Theorem 1.3 for counterflow lines with many boundary force points. Just as in the case of flow lines, it suffices to prove the continuity of counterflow lines with two boundary force points on the same side of 0 (recall that the proof of Lemma 7.22 and Theorem 1.3 for $\kappa \in (0, 4]$ was not flow line specific). The proof in this setting is more involved, though. The reason is that for certain ranges of ρ values, a counterflow line will almost surely hit a force point even before the continuation threshold is reached (flow and counterflow lines only hit force points with positive probability when the partial sum of the weights is at most $\frac{\kappa}{2} - 4 \leq -2$ and $\frac{\kappa'}{2} - 4 > -2$, respectively). This leads us to consider four different types of local behavior:

1. $\rho^{1,R} > -2$, $\rho^{1,R} + \rho^{2,R} > -2$ with $|\rho^{2,R}| < \frac{\kappa'}{2}$ (Lemma 7.26),
2. $\rho^{1,R} \in (-2, \frac{\kappa'}{2} - 2)$, $\rho^{1,R} + \rho^{2,R} \geq \frac{\kappa'}{2} - 2$ (Lemma 7.27),
3. $\rho^{1,R} \geq \frac{\kappa'}{2} - 2$, $\rho^{1,R} + \rho^{2,R} \in (-2, \frac{\kappa'}{2} - 2)$ (Lemma 7.28), and
4. at least one of $\rho^{1,R} \leq -2$ or $\rho^{1,R} + \rho^{2,R} \leq -2$ (Lemma 7.29).

In the following sequence of lemmas, it may appear to the reader that the roles of the superscripts “ L ” and “ R ” have been reversed. The reason is that the results will be stated for a counterflow line growing from the bottom of \mathbf{H} as opposed to the top of the strip \mathcal{S} , so everything is rotated by 180 degrees.

Lemma 7.26. *Suppose that η'_0 is an $\text{SLE}_{\kappa'}(\rho^{1,R}, \rho^{2,R})$ process in \mathbf{H} from 0 to ∞ with force points located at -1 and -2 with weights satisfying $\rho^{1,R}, \rho^{1,R} + \rho^{2,R} > -2$ and $|\rho^{2,R}| < \frac{\kappa'}{2}$. Then η'_0 is almost surely continuous.*

Proof. Suppose that h is a GFF on the strip \mathcal{S} with the same boundary data as in Figure 7.17. Let $\eta_{\theta_1\theta_2}^{\tau_1\tau_2}$ be an angle varying flow line with angles θ_1, θ_2 such that $|\theta_1 - \theta_2| < \frac{2\lambda}{\chi}$. We assume that $\theta_1, \theta_2 < \frac{\pi}{2}$ so that $\eta_{\theta_1\theta_2}^{\tau_1\tau_2}$ almost surely stays to the right of the left boundary of the counterflow line η' (recall Proposition 7.11 as well as Proposition 5.1). Assume that a, b, a', b' are sufficiently large so that η' and $\eta_{\theta_1\theta_2}^{\tau_1\tau_2}$ intersect $\partial\mathcal{S}$ only at 0 and z_0 . Arguing as in the proof of Lemma 7.25, the conditional law of η' viewed as a path in the left connected component C of $\mathcal{S} \setminus \eta_{\theta_1\theta_2}^{\tau_1\tau_2}$ is that of an $\text{SLE}_{\kappa}(\underline{\rho}^L; \underline{\rho}^R)$ where

$$\rho^{1,R} = \left(\frac{1}{2} - \frac{\theta_2}{\pi}\right) \left(\frac{\kappa'}{2} - 2\right) - 2 \quad \text{and} \quad \rho^{1,R} + \rho^{2,R} = \left(\frac{1}{2} - \frac{\theta_1}{\pi}\right) \left(\frac{\kappa'}{2} - 2\right) - 2.$$

Consequently, it is not difficult to see that by adjusting the angles θ_1, θ_2 , we can obtain any combination of values of $\rho^{1,R}, \rho^{2,R}$ such that $\rho^{1,R} > -2$, $\rho^{1,R} + \rho^{2,R} > -2$, and $|\rho^{2,R}| < \frac{\kappa'}{2}$ (the restriction on $|\rho^{2,R}|$ comes from the restriction $|\theta_1 - \theta_2| < \frac{2\lambda}{\chi}$). This completes the proof because we know that η' viewed as a path in C is almost surely continuous and, in particular, is continuous when it interacts with the force points corresponding to the weights $\rho^{1,R}, \rho^{2,R}$. \square

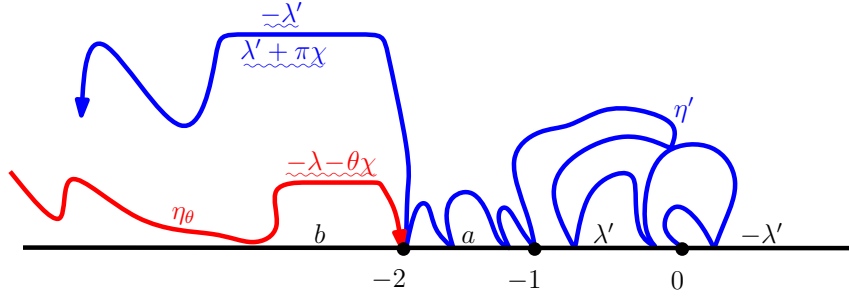


Figure 7.18: The configuration of paths used to prove the continuity of an $\text{SLE}_{\kappa'}(\rho^{1,R}, \rho^{2,R})$ process with $\rho^{1,R} \in (-2, \frac{\kappa'}{2} - 2)$ and $\rho^{1,R} + \rho^{2,R} \geq \frac{\kappa'}{2} - 2$ (the roles of “ R ” and “ L ” are flipped since we are growing the counterflow line from the bottom of \mathbf{H} rather than the top of \mathcal{S} , so everything is rotated by 180 degrees). We suppose that h is a GFF on \mathbf{H} with the boundary data depicted above. We assume that $a = \lambda'(1 + \rho^{1,R}) \in (-\lambda', \lambda' + \pi\chi)$ and $b = \lambda'(1 + \rho^{1,R} + \rho^{2,R}) \geq \lambda' + \pi\chi$. We let η' be the counterflow line of h starting at 0 and η_θ be the flow line of h starting at ∞ with angle θ . Taking θ so that $-\lambda - \theta\chi = \lambda' + \pi\chi$, we see that the conditional law of η' given η_θ in the unbounded connected component C of $\mathbf{H} \setminus \eta_\theta([0, \tau])$, τ the first time η_θ hits $[-2, \infty)$, is an $\text{SLE}_{\kappa'}(\tilde{\rho}^{1,R}, \tilde{\rho}^{2,R})$ process with $\tilde{\rho}^{1,R} = \rho^{1,R}$ and $\tilde{\rho}^{1,R} + \tilde{\rho}^{2,R} = \frac{\kappa'}{2} - 2$. Since η_θ is continuous, C is a Jordan domain, so the continuity of η' follows from the case $|\rho^{2,R}| < \frac{\kappa'}{2}$. We note that the precise location that η_θ hits $[-2, -1]$ depends on the choice of a . There are choices of a for which η_θ almost surely hits -2 first, which is the case shown in the illustration, and there are choices of a for which η_θ hits somewhere in $(-2, -1)$ first.

Lemma 7.27. *Suppose that η'_0 is an $\text{SLE}_{\kappa'}(\rho^{1,R}, \rho^{2,R})$ process with force points located at -1 and -2 satisfying $\rho^{1,R} \in (-2, \frac{\kappa'}{2} - 2)$ and $\rho^{1,R} + \rho^{2,R} \geq \frac{\kappa'}{2} - 2$. Then η'_0 is almost surely continuous.*

Proof. See Figure 7.18 for an explanation of the proof. The one aspect of the proof which was skipped in the caption is that we did not explain why the conditional law of η' given η_θ is actually an $\text{SLE}_{\kappa'}(\tilde{\rho}^{1,R}, \tilde{\rho}^{2,R})$ process with $\tilde{\rho}^{1,R} = \rho^{1,R}$ and $\tilde{\rho}^{1,R} + \tilde{\rho}^{2,R} = \frac{\kappa'}{2} - 2$. This follows from an application of Theorem 2.4. In order to justify the usage of this result, we just need to explain why the conditional mean $\mathcal{C}_{A(t)}$ of h given $A(t) = \eta_\theta([0, \tau]) \cup \eta'([0, t])$, τ the first time that η_θ hits $[-2, \infty)$, does not exhibit pathological behavior and is

continuous in $t > 0$ as well as why η' has a continuous Loewner driving function viewed as a path in the unbounded connected component C of $\mathbf{H} \setminus \eta_\theta([0, \tau])$. The latter holds up until the first time τ' that η' hits $\eta_\theta \setminus \partial\mathbf{H}$ since η' itself has a continuous Loewner driving function. The former also holds up until time τ' by Lemma 6.2 and Proposition 3.8. Since we know that $\text{SLE}_{\kappa'}(\tilde{\rho}^{1,R}, \tilde{\rho}^{2,R})$ processes are almost surely continuous by Lemma 7.26, we thus have the continuity of η' up until either τ' . Lemma 5.2 (see also Remark 5.3) implies that $\tau' = \infty$ almost surely. \square

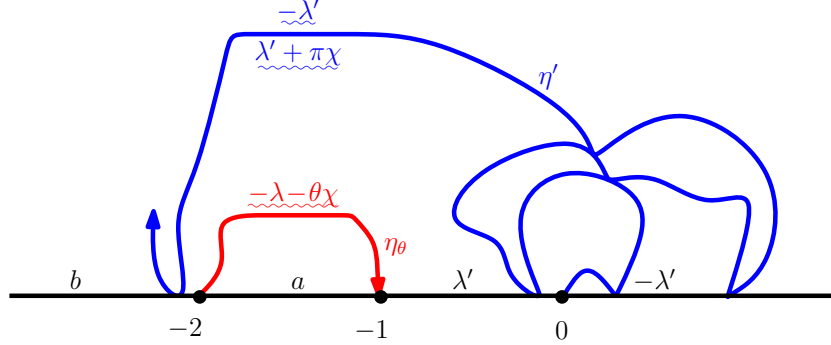


Figure 7.19: The configuration of paths used to prove the continuity of an $\text{SLE}_{\kappa'}(\rho^{1,R}, \rho^{2,R})$ counterflow line with $\rho^{1,R} \geq \frac{\kappa'}{2} - 2$ and $\rho^{1,R} + \rho^{2,R} \in (-2, \frac{\kappa'}{2} - 2)$. We suppose that h is a GFF on \mathbf{H} with the boundary data depicted above. Here, we assume that $a = \lambda'(1 + \rho^{1,R}) \geq \lambda' + \pi\chi$ and $b = \lambda'(1 + \rho^{1,R} + \rho^{2,R}) \in (-\lambda', \lambda' + \pi\chi)$. We let η' be the counterflow line of h starting at 0 and let η_θ be the flow line of h starting at -2 with angle θ . Taking θ so that $-\lambda - \theta\chi = \lambda' + \pi\chi$, we see that the conditional law of η' given η_θ in the unbounded connected component C of $\mathbf{H} \setminus \eta_\theta([0, \tau])$, τ the first time η_θ hits $[-1, \infty)$, is an $\text{SLE}_{\kappa'}(\tilde{\rho}^{1,R}, \tilde{\rho}^{2,R})$ process with $\tilde{\rho}^{1,R} = \frac{\kappa'}{2} - 2$ and $\tilde{\rho}^{1,R} + \tilde{\rho}^{2,R} = \rho^{1,R} + \rho^{2,R}$. Since η_θ is continuous, C is a Jordan domain, so the continuity of η' follows from the case $|\rho^{2,R}| < \frac{\kappa'}{2}$.

Lemma 7.28. *Suppose that η' is an $\text{SLE}_{\kappa'}(\rho^{1,R}, \rho^{2,R})$ process with $\rho^{1,R} \geq \frac{\kappa'}{2} - 2$ and $\rho^{1,R} + \rho^{2,R} \in (-2, \frac{\kappa'}{2} - 2)$. Then η' is almost surely continuous.*

Proof. See Figure 7.19 for an explanation of the proof. As in the proof of Lemma 7.27, we did not explain in the caption why the conditional law of η' given η_θ is an $\text{SLE}_{\kappa'}(\tilde{\rho}^{1,R}, \tilde{\rho}^{2,R})$ process with $\tilde{\rho}^{1,R} = \rho^{1,R}$ and $\tilde{\rho}^{1,R} + \tilde{\rho}^{2,R} = \frac{\kappa'}{2} - 2$. This follows from Theorem 2.4 using an argument similar to what we employed for Lemma 7.27. Indeed, we need to explain why the conditional mean $\mathcal{C}_{A(t)}$ of h given $A(t) = \eta_\theta([0, \tau]) \cup \eta'([0, t])$, τ the first time that η_θ hits $[-1, \infty)$, does not exhibit pathological behavior and is continuous in t as well as why η' has a continuous Loewner driving function viewed as a path in the unbounded connected component C of $\mathbf{H} \setminus \eta_\theta$. The latter holds up until the first time τ' that η' hits $\eta_\theta \setminus \partial\mathbf{H}$ since η' has a continuous Loewner driving function. The former also holds up until time τ' by Lemma 6.2 and Proposition 3.8. Since we know that

$\text{SLE}_{\kappa'}(\tilde{\rho}^{1,R}, \tilde{\rho}^{2,R})$ processes are almost surely continuous by Lemma 7.26, we thus have the continuity of η' up until τ' . This allows us to apply Lemma 5.2 to $\eta'|_{[0, \tau']}$, which in turn implies that $\mathbf{P}[\tau' = \infty] = 1$. \square

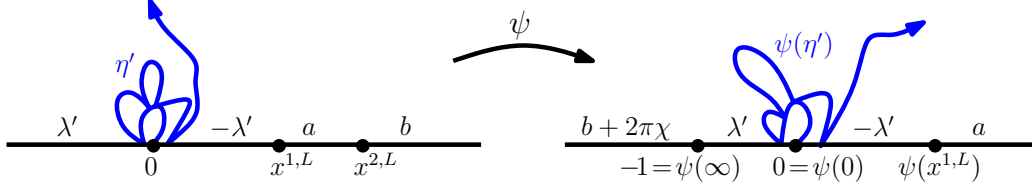


Figure 7.20: Suppose that h is a GFF on \mathbf{H} whose boundary data is as depicted on the left side. We assume that at least one of $a \geq \lambda'$ or $b \geq \lambda'$. Then the counterflow line η' of h is an $\text{SLE}_{\kappa'}(\rho^{1,L}, \rho^{2,L})$ process with at least one of $\rho^{1,L} \leq -2$ or $\rho^{2,L} \leq -2$. Assume, for example, that $\rho^{1,L} > -2$ and $\rho^{1,L} + \rho^{2,L} \leq -2$. We can see that η' is almost surely continuous by applying the conformal map $\psi: \mathbf{H} \rightarrow \mathbf{H}$ which fixes 0, takes $x^{2,L}$ to ∞ , and ∞ to -1 . The boundary data for the GFF $h \circ \psi^{-1} - \chi \arg(\psi^{-1})'$ is depicted on the right side. Hence $\psi(\eta')$ is an $\text{SLE}_{\kappa'}(\rho^{1,L}; \rho^{1,R})$ process with $\rho^{1,R} > \kappa' - 4 > -2$ and $\rho^{1,L} > -2$ and therefore continuous by Lemma 7.24. This implies the continuity of η' and that η' almost surely terminates at 1 because $\psi(\eta')$ is almost surely transient. If both $\rho^{1,L} \leq -2$ and $\rho^{1,L} + \rho^{2,L} \leq -2$, the same argument works except we apply a conformal map which switches the sides of both $x^{1,L}$ and $x^{2,L}$ (as opposed to just $x^{2,L}$).

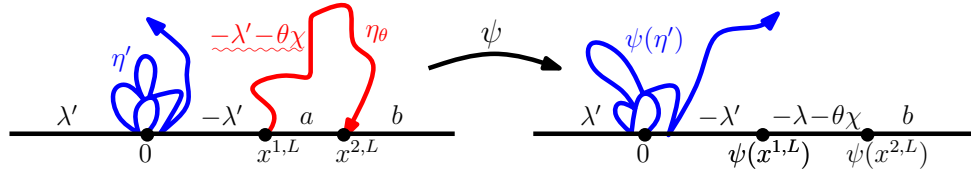


Figure 7.21: (Continuation of Figure 7.20.) Suppose that \mathbf{H} is a GFF whose boundary data is as depicted on the left side where $a \leq \lambda'$ and $b > \lambda'$. Then η' is an $\text{SLE}_{\kappa'}(\rho^{1,L}, \rho^{2,L})$ process with $\rho^{1,L} \leq -2$ and $\rho^{1,L} + \rho^{2,L} > -2$. Let η be the flow line of h starting at $x^{1,L}$ with angle θ . Taking $\theta = -\frac{3}{2}\pi$, we know that η_θ lies to the right of η' and that η_θ is almost surely continuous. There are two possibilities. Either η_θ first hits $(-\infty, 0)$ or $(x^{2,L}, \infty)$, say at the time τ . In the former case, the conditional law of η' given $\eta_\theta([0, \tau])$ is that of an $\text{SLE}_{\kappa'}(\frac{\kappa'}{2} - 4)$ process, hence continuous. In the latter case, the conditional law of η' given $\eta_\theta([0, \tau])$ is that of an $\text{SLE}_{\kappa'}(\frac{\kappa'}{2} - 4, \tilde{\rho}^{2,L})$ process where $\frac{\kappa'}{2} - 4 + \tilde{\rho}^{2,L} = \rho^{1,L} + \rho^{2,L} > -2$, hence continuous.

Lemma 7.29. *Suppose that η' is an $\text{SLE}_{\kappa'}(\rho^{1,L}, \rho^{2,L})$ process with either $\rho^{1,L} \leq -2$ or $\rho^{1,L} + \rho^{2,L} \leq -2$ with force points located at $0 < x^{1,L} < x^{2,L}$. Then η' is almost surely continuous.*

Proof. The proof is explained in Figure 7.20 and Figure 7.21. \square

Proof of Theorem 1.3 for $\kappa > 4$. Exactly the same as the proof for $\kappa \in (0, 4]$ (recall Lemma 7.22). \square

7.4.3 Light cones with general boundary data

We are now going to explain how the light cone construction extends to the setting of general piecewise constant boundary data. Recall that Remark 5.8 and Remark 5.11 from Section 5.2 imply that the missing ingredients to prove that the light cone construction for counterflow lines is applicable in this general setting are:

1. the continuity of $\text{SLE}_{\kappa'}(\underline{\rho})$ processes for general weights $\underline{\rho}$ and
2. the continuity of angle varying flow lines.

We have at this point in the article established both of these results, which completes the proof of Theorem 1.4. We remark that the light cone is a bit different if η' fills some segment of the boundary, say on its left side (see Figure 7.22); let K_L be the left boundary of η' . The reason is that, in this case, K_L is no longer a flow line, though it is still possible to express K_L as a union of flow lines with angle $\theta_L = \frac{\pi}{2}$ and boundary segments. In particular, if η' does not fill the boundary all of the way until it hits its terminal point, say x , then the connected component of the closure of $K_L \setminus \partial D$ which contains x is given by the flow line starting from x with angle $\theta_L = \frac{\pi}{2}$. The same is likewise true if the roles of left and right are swapped.

Suppose that η' is non-boundary filling, i.e. $\sum_{i=1}^j \rho^{i,q} > \frac{\kappa'}{2} - 4$ for all $1 \leq j \leq |\underline{\rho}^q|$ and $q \in \{L, R\}$, so that the left and right boundaries η_L and η_R of η' are given by flow lines with angles $\frac{\pi}{2}$ and $-\frac{\pi}{2}$, respectively. Then we can write down the conditional law of η' given η_L and η_R . (This is referred to as “strong duality” in [Dub09b]; see also [Dub09b, Section 8] for related results).

Proposition 7.30. *Suppose that η' is an $\text{SLE}_{\kappa'}(\underline{\rho}^L; \underline{\rho}^R)$ process on a Jordan domain D from y to x with $x, y \in \partial D$ distinct. Assume $\sum_{i=1}^j \rho^{i,q} > \frac{\kappa'}{2} - 4$ for all $1 \leq j \leq |\underline{\rho}^q|$ and $q \in \{L, R\}$. Then the conditional law of η' given its left and right boundaries η_L and η_R is that of an $\text{SLE}_{\kappa'}(\frac{\kappa'}{2} - 4; \frac{\kappa'}{2} - 4)$ process independently in each of the connected components of $D \setminus (\eta_L \cup \eta_R)$ which lie between η_L and η_R .*

Proof. This follows from the same proof used to establish the continuity of $\text{SLE}_{\kappa'}(\rho^L; \rho^R)$ processes for $\rho^L, \rho^R \geq \frac{\kappa'}{2} - 4$ and is given explicitly in Lemma 7.24. The only difference is that the proof of Lemma 7.24 required η' not to hit the boundary (with the exception of its initial and terminal points). The reason for this is that, at that point in the article, we had not yet established the continuity of general boundary hitting counterflow lines. Now that this has been proved, we can repeat the same argument again to get the proposition. \square

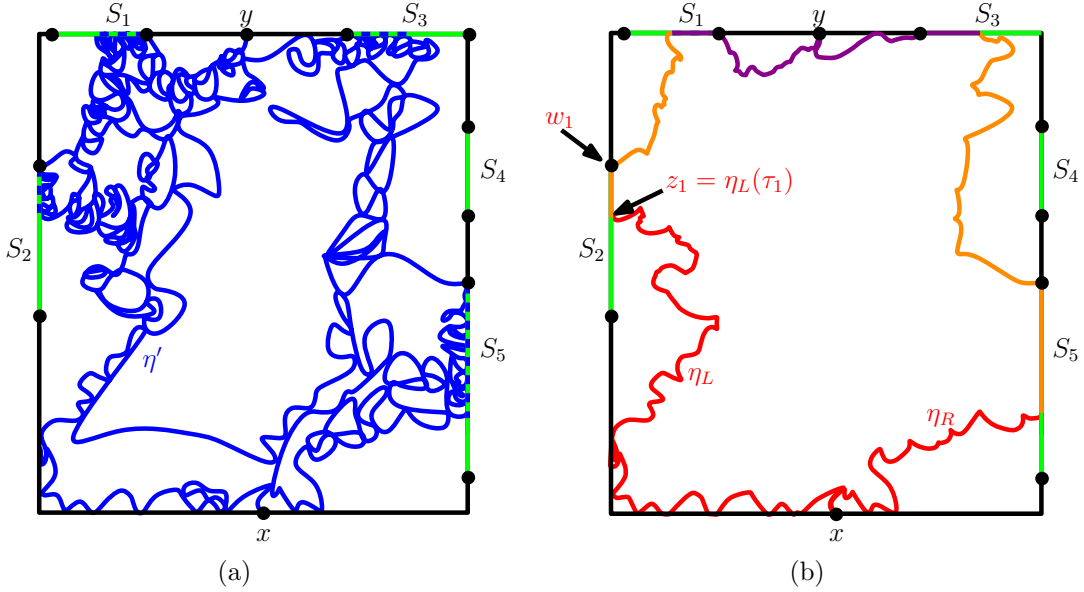


Figure 7.22: Suppose that h is a GFF on a Jordan domain D and $x, y \in \partial D$ are distinct. Let η' be the counterflow line of h starting at x aimed at y . Let $K = K_L \cup K_R$ be the outer boundary of η' , K_L and K_R its left and right sides, respectively, and let I be the interior of $K_L \cap \partial D$. We suppose that the event $E = \{I \neq \emptyset\}$ that η' fills a segment of the left side of ∂D has positive probability, though we emphasize that this does not mean that η' traces a segment of ∂D —which would yield a discontinuous Loewner driving function—with positive probability. In the illustrations above, η' fills parts of S_1, \dots, S_5 with positive probability (but with positive probability does not hit any of S_1, \dots, S_5). The connected component of $K_L \setminus I$ which contains x is given by the flow line η_L of h with angle $\frac{\pi}{2}$ starting at x (left panel). On E , η_L hits the continuation threshold before hitting y (in the illustration above, this happens when η_L hits S_2). On E it is possible to describe K_L completely in terms of flow lines using the following algorithm. First, we flow along η_L starting at x until the continuation threshold is reached, say at time τ_1 , and let $z_1 = \eta_L(\tau_1)$. Second, we trace along ∂D in the clockwise direction until the first point w_1 where it is possible to flow starting at w_1 with angle $\frac{\pi}{2}$ without immediately hitting the continuation threshold. Third, we flow from w_1 until the continuation threshold is hit again. We then repeat this until y is eventually hit. This is depicted in the right panel above, where three iterations of this algorithm are needed to reach y and are indicated by the colors red, yellow, and purple, respectively.

If there exists a boundary point z which η' almost surely hits, then we can use the light cone construction to describe the outer boundary η_z^1 of η' upon hitting z as well as compute the conditional law of η' given η_z^1 before and after hitting z . This is formulated in the following proposition (see also Figure 7.23 and Figure 7.24).

Proposition 7.31. *Suppose that h is a GFF on a Jordan domain D and $x, y \in \partial D$ are distinct. Let η' be the counterflow line of h from y to x . Suppose that $z \in \partial D$ is*

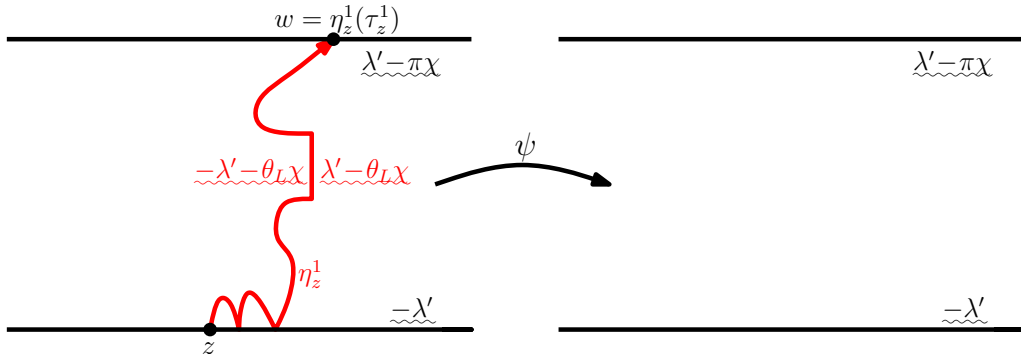


Figure 7.23: Suppose that h is a GFF on \mathcal{S} whose boundary data is depicted above and fix z in the lower boundary $\partial_L \mathcal{S}$ of \mathcal{S} . Then the counterflow line $\eta' \sim \text{SLE}_{\kappa'}(\frac{\kappa'}{2} - 4; \frac{\kappa'}{2} - 4)$ of h from ∞ to $-\infty$ almost surely hits z , say at time τ'_z . The left boundary of $\eta'([0, \tau'_z])$ is almost surely equal to the flow line η_z^1 of h starting at z with angle $\theta_L = \frac{\pi}{2}$ stopped at time τ_z^1 , the first time it hits the upper boundary $\partial_U \mathcal{S}$ of \mathcal{S} . The connected components of $\mathcal{S} \setminus \eta_z^1([0, \tau_z^1])$ which lie to the right of $\eta_z^1([0, \tau_z^1])$ are visited by η' in the reverse order that their boundaries are traced by η_z^1 (recall Lemma 5.7 and Remark 5.8). The right and left most points where the boundary of such a component $\partial_L \mathcal{S}$ are the entrance and exit points of η' . The conditional law of h given $\eta_z^1([0, \tau_z^1])$ in each such component is (independently) the same as h itself, up to a conformal change of coordinates which preserves the entrance and exit points of η' and the conditional law of η' is (independently) an $\text{SLE}_{\kappa'}(\frac{\kappa'}{2} - 4; \frac{\kappa'}{2} - 4)$ process.

such that the first time τ'_z that η' hits z is finite almost surely. If z is on the right side of ∂D , then the outer boundary of $\eta'([0, \tau'_z])$ is given by the flow line η_z^1 of h starting at z with angle $\theta_L = \frac{\pi}{2}$. Let C be a connected component of $D \setminus \eta_z^1$ which lies to the right of η_z^1 . Then $\eta'|_{[0, \tau'_z]}$ given η_z^1 in C is equal to the counterflow line of the GFF given by conditioning h on η_z^1 and restricting to C starting from the point where η' first enters C . Let C_x be the connected component of $D \setminus \eta_z^1$ which contains x . Then $\eta'|_{[\tau'_z, \infty)}$ given η_z^1 is equal to the counterflow line of the GFF starting at z given by conditioning h on η_z^1 and restricting to C_x . Analogous results hold when the roles of left and right are swapped.

Proof. The statement regarding the law of the outer boundary of η' upon hitting z follows from Theorem 1.4 by viewing η' as a counterflow line from y to z . Thus, to complete the proof of the proposition, we just need to deduce the conditional law of η' given η_z^1 . This follows the same strategy we used to compute the conditional law of a counterflow line given a flow line used in Section 7.4.1 and Section 7.4.2. In particular, we know that η' has a continuous Loewner driving function viewed as a path in each of the complementary connected components of η_z^1 using the same argument described in Remark 6.16 and Remark 6.17. Moreover, the conditional mean of h given $\eta'([0, \tau])$ and η_z^1 , τ any stopping time for the filtration generated by $\eta'(s)$ for $s \leq t$ and η_z^1 , does

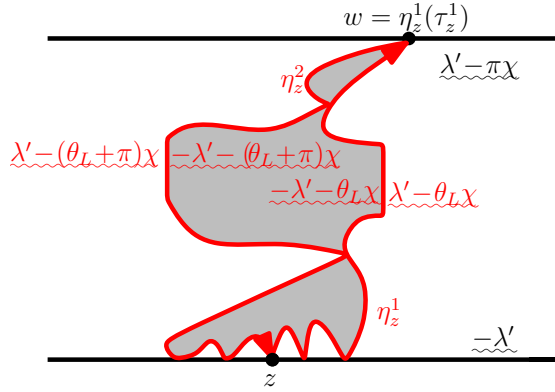


Figure 7.24: (Continuation of Figure 7.23) Moreover, $\eta'([\tau'_z, \infty))$ almost surely stays to the left of $\eta_z^1([0, \tau_z^1])$ and is the counterflow line of h given $\eta_z^1([0, \tau_z^1])$ starting at z and running to $-\infty$. Let $w = \eta_z^1(\tau_z^1)$. Since η' is boundary filling and cannot enter into the loops it creates with itself and the boundary, the first point on $\partial_U \mathcal{S}$ that η' hits after τ'_z is w . The left boundary of $\eta'|_{[\tau'_z, \infty)}$ is given by the flow line η_z^2 of h given $\eta_z^1([0, \tau_z^1])$ in the left connected component of $\mathcal{S} \setminus \eta_z^1([0, \tau_z^1])$ stopped at the time τ_z^2 that it first hits z (Proposition 7.31 and Theorem 1.4). The order in which η' hits those connected components which lie to the left of $\eta_z^2([0, \tau_z^2])$ is determined by the reverse chronological order that η_z^2 traces their boundary (Lemma 5.7 and Remark 5.8) and the conditional law of η' in each is independently an $\text{SLE}_{\kappa'}(\frac{\kappa'}{2} - 4; \frac{\kappa'}{2} - 4)$ process.

not exhibit pathological behavior at intersection points of η_z^1 and η' using the same technique as described in Remark 6.9. The desired result then follows by invoking Theorem 2.4 and Proposition 6.5. \square

We chose not to write down the precise law of η' given η_z^1 in the statement of Proposition 7.31, though in general this is very easy to do. One special case of this result that will be especially important for us in a subsequent work is illustrated in Figure 7.23 and Figure 7.24 and stated precisely in the following proposition:

Proposition 7.32. *Suppose that D is a Jordan domain and $x, y \in \partial D$ are distinct. Let $\eta' \sim \text{SLE}_{\kappa'}(\frac{\kappa'}{2} - 4; \frac{\kappa'}{2} - 4)$ from y to x in D . Suppose that $z \in \partial D$ is in the right boundary of D . Then the conditional law of η' given its left boundary η_z^1 upon hitting z is an $\text{SLE}_{\kappa'}(\frac{\kappa'}{2} - 4; \frac{\kappa'}{2} - 4)$ process independently in each of the connected components of $D \setminus \eta_z^1$ which lie to the right of η_z^1 . Let C_x be the connected component of $D \setminus \eta_z^1$ which contains x . Then η' restricted to C_x is equal to the counterflow line of the conditional GFF $h|_{C_x}$ given η_z^1 . Let η_z^2 be the flow line of $h|_{C_x}$ starting at the first point w where η_z^1 hits the left side of ∂D with angle $\frac{\pi}{2}$. Then η_z^2 is the left boundary of η' restricted to C_x . Moreover, the conditional law of η' in C_x given η_z^2 is independently that of an $\text{SLE}_{\kappa'}(\frac{\kappa'}{2} - 4; \frac{\kappa'}{2} - 4)$ process in each of the connected components of $C_x \setminus \eta_z^2$ which lie to the left of η_z^2 . Analogous results likewise hold when the roles of left and right are swapped and the angle $\frac{\pi}{2}$ is replaced with $-\frac{\pi}{2}$.*

Proof. This is a special case of Proposition 7.31. See Figure 7.23 and Figure 7.24 for further explanation as to why these are the correct weights for the conditional law of η' . \square

7.5 The fan is not space filling

Suppose that h is a GFF on the infinite strip \mathcal{S} with boundary data as in Figure 7.25. We will first assume that $a, b \geq \lambda - \frac{\pi}{2}\chi = \lambda'$ and that $a', b' \geq \lambda' + \pi\chi$ so that the counterflow line η' of h starting from z_0 almost surely hits $\partial_L\mathcal{S}$ only when it exits at 0 and does not hit $\partial_U\mathcal{S}$ except where it starts at z_0 . Recall from Section 5.2 that the fan \mathbf{F} is the closure of the union of the ranges of any collection of flow lines η_θ of h where θ ranges over a countable, dense subset of $[-\frac{\pi}{2}, \frac{\pi}{2}]$ (recall also the simulations from Figures 1.2–1.5). By Lemma 5.7, we know that the range of η' almost surely contains \mathbf{F} . The main purpose of this subsection is to establish the following proposition, which implies that \mathbf{F} almost surely has zero Lebesgue measure for all $\kappa \in (0, 4)$ (recall Figure 1.16):

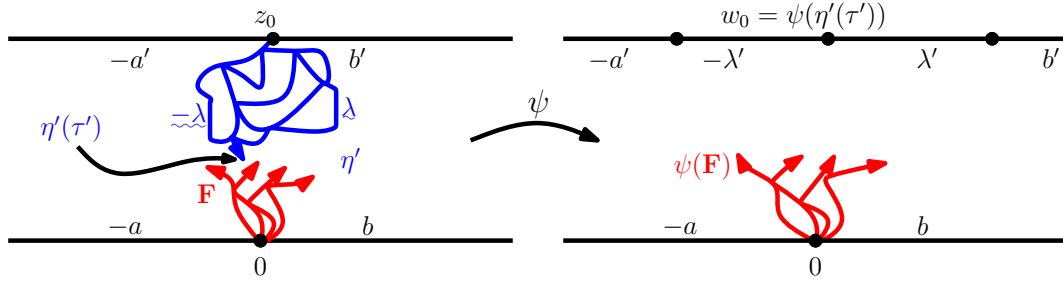
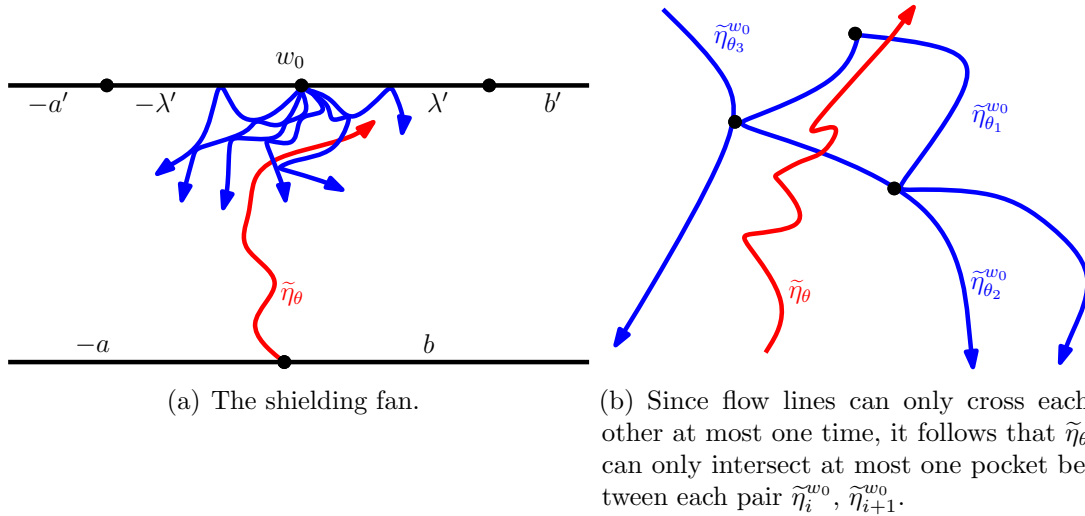


Figure 7.25: The setup for Proposition 7.33. Suppose that h is a GFF on the strip \mathcal{S} with the boundary data depicted in the left hand side above. We assume that $a, b \geq \lambda - \frac{\pi}{2}\chi = \lambda'$ and that $a', b' \geq \lambda' + \pi\chi$ so that the counterflow line η' of h starting at z_0 intersects $\partial\mathcal{S}$ only at z_0 and 0, its starting and terminal points, respectively. Let τ' be any stopping time for the counterflow line η' of h starting at z_0 such that $\eta'(\tau') \neq 0$ almost surely. We will prove that $\eta'(\tau')$ almost surely is not contained in \mathbf{F} . To prove this, we let ψ be the conformal map which takes the unbounded connected component of $\mathcal{S} \setminus \eta'([0, \tau'])$ back to \mathcal{S} which fixes $\pm\infty$ and 0. Let $w_0 = \psi(\eta'(\tau')) \in \partial_U\mathcal{S}$. The boundary data for the GFF $\tilde{h} := h \circ \psi^{-1} - \chi \arg(\psi^{-1})'$ is depicted on the right side. We show that the fan of \tilde{h} almost surely does not contain w_0 .

Proposition 7.33. *Suppose that we have a GFF h on \mathcal{S} whose boundary data is as in Figure 7.25 with $a, b \geq \lambda - \frac{\pi}{2}\chi = \lambda'$ and $a', b' \geq \lambda' + \pi\chi$. Let τ' be any η' stopping time such that $\eta'(\tau') \neq 0$ almost surely. Then we have that $\mathbf{P}[\eta'(\tau') \in \mathbf{F}] = 0$. In particular, the Lebesgue measure of \mathbf{F} is almost surely zero.*



(a) The shielding fan.

(b) Since flow lines can only cross each other at most one time, it follows that $\tilde{\eta}_\theta$ can only intersect at most one pocket between each pair $\tilde{\eta}_i^{w_0}, \tilde{\eta}_{i+1}^{w_0}$.

Figure 7.26: Suppose we have the same setup as the right panel of Figure 7.25. We take $n = n(\kappa) \in \mathbf{N}$ flow lines $\tilde{\eta}_{\theta_1}^{w_0}, \dots, \tilde{\eta}_{\theta_n}^{w_0}$ with angles $\theta_1, \dots, \theta_n$ so that $\tilde{\eta}_{\theta_i}^{w_0}$ almost surely intersects both of its neighbors (or $\partial_U \mathcal{S}$ if $i = 1$ or $i = n$). Fix $r > 0$ such that $B(w_0, r) \cap \partial \mathcal{S}$ is almost surely contained in the part of $\partial_U \mathcal{S}$ where the boundary data of \tilde{h} is either λ' or $-\lambda'$. For each i , we let $\tilde{\tau}_i$ be the first time that $\tilde{\eta}_{\theta_i}^{w_0}$ first exits $B(w_0, r)$. Lemma 7.34 implies that each of the $\tilde{\eta}_{\theta_i}^{w_0}$ intersects its neighbors almost surely infinitely many times in every neighborhood of w_0 . Take any flow line $\tilde{\eta}_\theta$ of \tilde{h} starting at 0 with initial angle θ . By Proposition 7.10 and Proposition 7.12, $\tilde{\eta}_\theta$ can only intersect at most one pocket between each pair $\tilde{\eta}_{\theta_i}^{w_0}, \tilde{\eta}_{\theta_{i+1}}^{w_0}$. Thus the set of points that $\tilde{\eta}_\theta$ can access is contained in the set of pockets between pairs $\tilde{\eta}_{\theta_i}^{w_0}, \tilde{\eta}_{\theta_{i+1}}^{w_0}$ which are connected to the unbounded connected component of $\mathcal{S} \setminus \cup_{i=1}^n \tilde{\eta}_{\theta_i}^{w_0}$ by a chain of at most n such pockets. Therefore \mathbf{F} almost surely does not contain w_0 .

Before we proceed to the proof of Proposition 7.33, we need to record the following simple fact about $\text{SLE}_\kappa(\rho^L; \rho^R)$ processes. In what follows, $|\cdot|$ is used to denote counting measure.

Lemma 7.34. *Suppose that η is an $\text{SLE}_\kappa(\rho^L; \rho^R)$ process in \mathbf{H} with $\rho^L, \rho^R \in (-2, \frac{\kappa}{2} - 2)$ and with the force points located at $0^-, 0^+$, respectively. For every $t > 0$, we have that both $|\eta([0, t]) \cap \mathbf{R}_-| = \infty$ and $|\eta([0, t]) \cap \mathbf{R}_+| = \infty$ almost surely.*

Proof. It is obvious that $|\eta([0, t]) \cap \mathbf{R}_-| = \infty$ for all $t > 0$ almost surely when $\rho^R = 0$ because in this case $W_t - V_t^L$ evolves as a positive multiple of a boundary intersecting Bessel process (Section 2). This remains true for $\rho^R \in (-2, \frac{\kappa}{2} - 2)$ because we can couple η with a GFF h so that η is the flow line of h . As in Section 7.1, we can condition on a flow line η_θ of h with θ chosen so that $\rho^R = -\theta\chi/\lambda - 2$. Then the law of η conditional

on η_θ is an $\text{SLE}_\kappa(\rho^L; \rho^R)$ process, which proves our claim. Reversing the roles of ρ^L and ρ^R gives that $|\eta([0, t]) \cap \mathbf{R}_+| = \infty$ for all $t > 0$ almost surely, as well. \square

We can now proceed to the proof of Proposition 7.33. The idea is to construct a “shield” consisting of a finite number of flow lines at w_0 , the image of $\eta'(\tau')$ under the conformal map of the unbounded connected component of $\mathcal{S} \setminus \eta'([0, \tau'])$ back to \mathcal{S} which fixes $\pm\infty$ and 0. This is described in Figure 7.26.

Proof of Proposition 7.33. Fix any stopping time τ' for η' such that $\eta'(\tau') \neq 0$ almost surely. Let ψ be the conformal map which takes the unbounded connected component of $\mathcal{S} \setminus \eta'([0, \tau'])$ back to \mathcal{S} and fixes $\pm\infty$ and 0. Let $w_0 = \psi(\eta'(\tau'))$ and note that $w_0 \in \partial_U \mathcal{S}$. Then the boundary data for the GFF $\tilde{h} = h \circ \psi^{-1} - \chi \arg(\psi^{-1})'$ is depicted in the right panel of Figure 7.25. Fix $r > 0$ such that $B(w_0, r) \cap \partial \mathcal{S}$ is contained in the image of the outer boundary of $\eta'([0, \tau'])$ under ψ in $\partial_U \mathcal{S}$. By Proposition 3.4, $\tilde{h}|_{B(w_0, r)}$ is mutually absolutely continuous with respect to a GFF on \mathcal{S} whose boundary data is constant $-\lambda'$ on the part of $\partial_U \mathcal{S}$ which lies to the left of w_0 and constant λ' on the part of $\partial_U \mathcal{S}$ which lies to the right of w_0 . Therefore there exists $n = n(\kappa) \in \mathbf{N}$ and angles $\theta_1, \dots, \theta_n$ such that with $\tilde{\eta}_{\theta_i}^{w_0}$ the flow line of \tilde{h} starting from w_0 with angle θ_i , we have that $\tilde{\eta}_{\theta_i}^{w_0}$ almost surely intersects both $\tilde{\eta}_{\theta_{i-1}}^{w_0}$ and $\tilde{\eta}_{\theta_{i+1}}^{w_0}$ at infinitely many points for each i . For each i , let $\tilde{\tau}_i$ be the first time t that $\tilde{\eta}_{\theta_i}^{w_0}$ first exits $B(w_0, r)$. Note that $\cup_{i=1}^n \tilde{\eta}_{\theta_i}^{w_0}([0, \tilde{\tau}_i])$ is a local set for \tilde{h} by Proposition 3.7 since each $\tilde{\eta}_{\theta_i}^{w_0}([0, \tilde{\tau}_i])$ is local and almost surely determined by \tilde{h} (Theorem 1.2).

Let U_1 be the union of the set of connected components of $U_0 = (B(w_0, r) \cap \mathcal{S}) \setminus \cup_{i=1}^n \tilde{\eta}_{\theta_i}^{w_0}([0, \tilde{\tau}_i])$ whose boundary intersects $\partial B(w_0, r)$. Inductively let U_k for $k \geq 2$ be the union of those connected components of U_0 whose boundary intersects the boundary of U_{k-1} . Finally, let $U = \cup_{i=1}^n U_i$. Lemma 7.34 implies that \bar{U} does not contain w_0 .

We next claim that, almost surely, $\tilde{\eta}_\theta = \psi(\eta_\theta)$ for each $\theta \in [-\frac{\pi}{2}, \frac{\pi}{2}]$ cannot traverse \bar{U} and, therefore, cannot hit w_0 . Once we have established this, the proof of the proposition will be complete. Fix $\theta \in [-\frac{\pi}{2}, \frac{\pi}{2}]$. Note that $\tilde{\eta}_\theta$ can hit only one side of each $\tilde{\eta}_{\theta_i}^{w_0}([0, \tilde{\tau}_i])$ and, upon hitting $\tilde{\eta}_{\theta_i}^{w_0}([0, \tilde{\tau}_i])$ will cross but cannot cross back (see Figure 7.26 and Proposition 7.12). Since $\tilde{\eta}_\theta$ must cross one of the $\tilde{\eta}_{\theta_i}^{w_0}([0, \tilde{\tau}_i])$ when it passes from U_k to U_{k+1} , it follows that $\tilde{\eta}_\theta$ cannot enter U_{n+1} and therefore cannot traverse \bar{U} . \square

References

- [BAD96] G. Ben Arous and J.-D. Deuschel. The construction of the $(d+1)$ -dimensional Gaussian droplet. *Comm. Math. Phys.*, 179(2):467–488, 1996. MR1400748 (97h:60047)

- [CN06] F. Camia and C. M. Newman. Two-dimensional critical percolation: the full scaling limit. *Comm. Math. Phys.*, 268(1):1–38, 2006. math/0605035. MR2249794 (2007m:82032)
- [CS12] D. Chelkak and S. Smirnov. Universality in the 2D Ising model and conformal invariance of fermionic observables. *Invent. Math.*, 189(3):515–580, 2012. 0910.2045. MR2957303
- [DS11] B. Duplantier and S. Sheffield. Liouville quantum gravity and KPZ. *Invent. Math.*, 185(2):333–393, 2011. 0808.1560. MR2819163 (2012f:81251)
- [Dub09a] J. Dubédat. Duality of Schramm-Loewner evolutions. *Ann. Sci. Éc. Norm. Supér. (4)*, 42(5):697–724, 2009. 0711.1884. MR2571956 (2011g:60151)
- [Dub09b] J. Dubédat. SLE and the free field: partition functions and couplings. *J. Amer. Math. Soc.*, 22(4):995–1054, 2009. 0712.3018. MR2525778 (2011d:60242)
- [GRS12] C. Garban, S. Rohde, and O. Schramm. Continuity of the SLE trace in simply connected domains. *Israel J. Math.*, 187:23–36, 2012. 0810.4327. MR2891697
- [HBB10] C. Hagendorf, D. Bernard, and M. Bauer. The Gaussian free field and SLE_4 on doubly connected domains. *J. Stat. Phys.*, 140(1):1–26, 2010. 1001.4501. MR2651436 (2011d:60243)
- [HMP10] X. Hu, J. Miller, and Y. Peres. Thick points of the Gaussian free field. *Ann. Probab.*, 38(2):896–926, 2010. MR2642894 (2011c:60117)
- [IK13] K. Izyurov and K. Kytölä. Hadamard’s formula and couplings of SLEs with free field. *Probab. Theory Related Fields*, 155(1-2):35–69, 2013. 1006.1853. MR3010393
- [Ken01] R. Kenyon. Dominos and the Gaussian free field. *Ann. Probab.*, 29(3):1128–1137, 2001. math-ph/0002027. MR1872739 (2002k:82039)
- [KS91] I. Karatzas and S. E. Shreve. *Brownian motion and stochastic calculus*, volume 113 of *Graduate Texts in Mathematics*. Springer-Verlag, New York, second edition, 1991. MR1121940 (92h:60127)
- [KSS] A. Kemppainen, S. Sheffield, and S. Schramm. TBD.
- [Law05] G. F. Lawler. *Conformally invariant processes in the plane*, volume 114 of *Mathematical Surveys and Monographs*. American Mathematical Society, Providence, RI, 2005. MR2129588 (2006i:60003)
- [LSW03] G. Lawler, O. Schramm, and W. Werner. Conformal restriction: the chordal case. *J. Amer. Math. Soc.*, 16(4):917–955 (electronic), 2003. math/0209343. MR1992830 (2004g:60130)

- [LSW04] G. F. Lawler, O. Schramm, and W. Werner. Conformal invariance of planar loop-erased random walks and uniform spanning trees. *Ann. Probab.*, 32(1B):939–995, 2004. math/0112234. MR2044671 (2005f:82043)
- [Mil10] J. Miller. Universality for SLE(4). *ArXiv e-prints*, October 2010, 1010.1356.
- [Mil11] J. Miller. Fluctuations for the Ginzburg-Landau $\nabla\phi$ interface model on a bounded domain. *Comm. Math. Phys.*, 308(3):591–639, 2011. 1002.0381. MR2855536
- [MS10] N. Makarov and S. Smirnov. Off-critical lattice models and massive SLEs. In *XVth International Congress on Mathematical Physics*, pages 362–371. World Sci. Publ., Hackensack, NJ, 2010. 0909.5377. MR2730811
- [MS12a] J. Miller and S. Sheffield. Imaginary geometry II: reversibility of $SLE_\kappa(\rho_1; \rho_2)$ for $\kappa \in (0, 4)$. *ArXiv e-prints*, January 2012, 1201.1497. To appear in *Annals of Probability*.
- [MS12b] J. Miller and S. Sheffield. Imaginary geometry III: reversibility of SLE_κ for $\kappa \in (4, 8)$. *ArXiv e-prints*, January 2012, 1201.1498. To appear in *Annals of Math*.
- [MS13] J. Miller and S. Sheffield. Imaginary geometry IV: interior rays, whole-plane reversibility, and space-filling trees. *ArXiv e-prints*, February 2013, 1302.4738.
- [NS97] A. Naddaf and T. Spencer. On homogenization and scaling limit of some gradient perturbations of a massless free field. *Comm. Math. Phys.*, 183(1):55–84, 1997. MR1461951 (98m:81089)
- [RS05] S. Rohde and O. Schramm. Basic properties of SLE. *Ann. of Math. (2)*, 161(2):883–924, 2005. math/0106036. MR2153402 (2006f:60093)
- [RV07] B. Rider and B. Virág. The noise in the circular law and the Gaussian free field. *Int. Math. Res. Not. IMRN*, (2):Art. ID rnm006, 33, 2007. math/0606663. MR2361453 (2008i:60039)
- [RY99] D. Revuz and M. Yor. *Continuous martingales and Brownian motion*, volume 293 of *Grundlehren der Mathematischen Wissenschaften [Fundamental Principles of Mathematical Sciences]*. Springer-Verlag, Berlin, third edition, 1999. MR1725357 (2000h:60050)
- [Sch00] O. Schramm. Scaling limits of loop-erased random walks and uniform spanning trees. *Israel J. Math.*, 118:221–288, 2000. math/9904022. MR1776084 (2001m:60227)

- [She] S. Sheffield. Local sets of the gaussian free field: slides and audio. www.fields.utoronto.ca/0506/percolationsle/sheffield1, www.fields.utoronto.ca/audio/0506/percolationsle/sheffield2, www.fields.utoronto.ca/audio/0506/percolationsle/sheffield3.
- [She07] S. Sheffield. Gaussian free fields for mathematicians. *Probab. Theory Related Fields*, 139(3-4):521–541, 2007. math/0312099. MR2322706 (2008d:60120)
- [She09] S. Sheffield. Exploration trees and conformal loop ensembles. *Duke Math. J.*, 147(1):79–129, 2009. math/0609167. MR2494457 (2010g:60184)
- [She10] S. Sheffield. Conformal weldings of random surfaces: SLE and the quantum gravity zipper. *ArXiv e-prints*, December 2010, 1012.4797. To appear in *Annals of Probability*.
- [She11] S. Sheffield. Quantum gravity and inventory accumulation. *ArXiv e-prints*, August 2011, 1108.2241. To appear in *Annals of Probability*.
- [Smi01] S. Smirnov. Critical percolation in the plane: conformal invariance, Cardy’s formula, scaling limits. *C. R. Acad. Sci. Paris Sér. I Math.*, 333(3):239–244, 2001. 0909.4499. MR1851632 (2002f:60193)
- [Smi10] S. Smirnov. Conformal invariance in random cluster models. I. Holomorphic fermions in the Ising model. *Ann. of Math. (2)*, 172(2):1435–1467, 2010. 0708.0039. MR2680496 (2011m:60302)
- [SS05] O. Schramm and S. Sheffield. Harmonic explorer and its convergence to SLE_4 . *Ann. Probab.*, 33(6):2127–2148, 2005. math/0310210. MR2184093 (2006i:60013)
- [SS09] O. Schramm and S. Sheffield. Contour lines of the two-dimensional discrete Gaussian free field. *Acta Math.*, 202(1):21–137, 2009. math/0605337. MR2486487 (2010f:60238)
- [SS13] O. Schramm and S. Sheffield. A contour line of the continuum Gaussian free field. *Probab. Theory Related Fields*, 157(1-2):47–80, 2013. 1008.2447. MR3101840
- [Wer04] W. Werner. Random planar curves and Schramm-Loewner evolutions. In *Lectures on probability theory and statistics*, volume 1840 of *Lecture Notes in Math.*, pages 107–195. Springer, Berlin, 2004. math/0303354. MR2079672 (2005m:60020)
- [Zha08] D. Zhan. Duality of chordal SLE. *Invent. Math.*, 174(2):309–353, 2008. 0712.0332. MR2439609 (2010f:60239)
- [Zha10] D. Zhan. Duality of chordal SLE, II. *Ann. Inst. Henri Poincaré Probab. Stat.*, 46(3):740–759, 2010. 0803.2223. MR2682265 (2011i:60155)

Microsoft Research
One Microsoft Way
Redmond, WA, USA

Department of Mathematics
Massachusetts Institute of Technology
Cambridge, MA, USA