

Efficient Region-Based Image Querying

S. Sadek, A. Al-Hamadi, B. Michaelis, U. Sayed

Abstract—Retrieving images from large and varied repositories using visual contents has been one of major research items, but a challenging task in the image management community. In this paper we present an efficient approach for region-based image classification and retrieval using a fast multi-level neural network model. The advantages of this neural model in image classification and retrieval domain will be highlighted. The proposed approach accomplishes its goal in three main steps. First, with the help of a mean-shift based segmentation algorithm, significant regions of the image are isolated. Secondly, color and texture features of each region are extracted by using color moments and 2D wavelets decomposition technique. Thirdly the multi-level neural classifier is trained in order to classify each region in a given image into one of five predefined categories, i.e., "Sky", "Building", "Sand/Rock", "Grass" and "Water". Simulation results show that the proposed method is promising in terms of classification and retrieval accuracy results. These results compare favorably with the best published results obtained by other state-of-the-art image retrieval techniques.

Index Terms—Multi-level neural networks, content-based image retrieval, feature extraction, wavelets decomposition.



1 INTRODUCTION

With the advent of high powerful digital imaging hardware and software along with the accessibility of the internet, databases of billions of images are now available and constitute a dense sampling of the visual world. As a result, efficient approaches to manage, index, and query such databases are highly required. Classifying and querying image database are frequently based on low-level image features such as color, texture, and simple shape features. One simple way to query in an image database is to create a textual description of all images in the database and then employ the text-based information retrieval methods to query these databases based on the textual descriptions. Unfortunately, this way is not feasible for two reasons. For one, annotating all images has to be manually done and it is a very time-consuming task particularly with large-scale databases. Secondly, it is very hard to find enough words conveying all contents of the images in the database. Generally speaking, due to the subjectivity of human perception and the rich content of images, no textual description can be fully complete. Furthermore, The similarity of images usually depends on the user and the context of the query. For example, in querying a general-purpose image database, a radiographic image might be sufficiently labeled as "radiograph", while on the contrary this does not suffice within a medical database comprising many varieties of radiographs [1].

Potential problems associated with conventional methods of image indexing and querying have spurred a rapid rise in demand for techniques for querying image

databases on the basis of automatically-derived features such as color, texture and shape; a technology now generally referred to as Content-Based Image Retrieval (CBIR). Following almost ten years of intensive research, CBIR technology is now moving out of the laboratory and away from the closed experimental model into more realistic settings, in the form of commercial products like Virage [2] and QBIC [3]. However, the technology is still immature, and lacks important usability requirements that hinders its applicability. Additionally, opinion will remain sharply divided over the usefulness of CBIR in handling real-life queries in large and diverse image collections in the absence of hard evidence on the effectiveness CBIR techniques in practice [4].

In this paper, a novel neural system for image retrieval is presented. The system is based on an adaptive neural network model called multi-level neural network. This model could determine nonlinear relationship between different features in images. Results of the proposed system show that it is more effective and efficient to retrieve visual-similar images for a set of images with same conception can be retrieved.

The remainder of the paper is organized as follows. A brief review of previous studies regarding our work is given in Section 2. Section 3 highlights multi-level activation functions used by the multi-level neural model. In section 4, a fast segmentation technique based on a mean shift algorithm is presented. Color moments and multi-level wavelet decomposition are discussed in section 5. In section 6, the proposed image classification and retrieval approach is introduced. Section 7 presents the simulation results of the proposed approach and Section 8 closes the paper with some concluding remarks.

2 RELATED WORK

Over the course of the past two decade, a great deal of work has been done to investigate and develop

- S. Sadek, A. Al-Hamadi, and B. Michaelis, are with the Institute for Electronics, Signal Processing and Communications (IESK), Otto-von-Guericke-University Magdeburg, Magdeburg, Germany. E-mail: {Samy.Bakheet, Ayoub.Al-Hamadi}@ovgu.de.
- U. Sayed is with Electrical Engineering department, Assiut University, Assiut, Egypt.

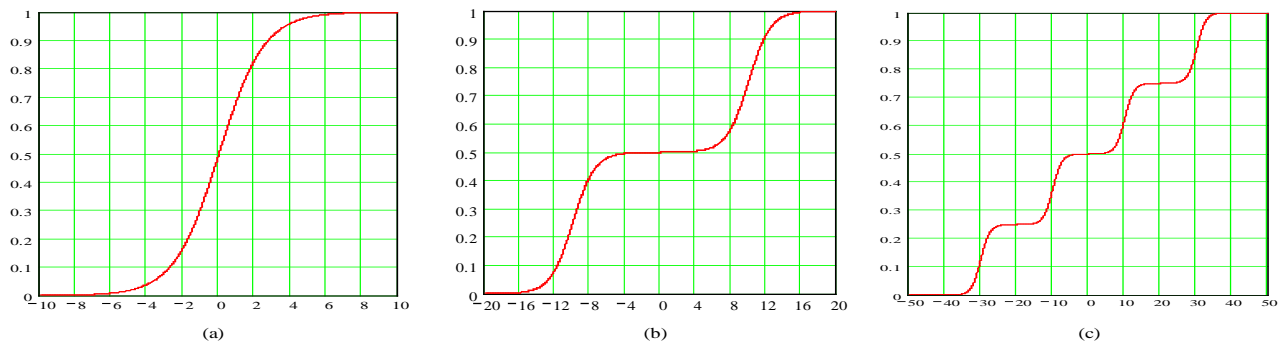


Fig. 1. Standard sigmoidal activation function and its multi-level versions for $n = 3$ and $n = 5$.

techniques for classification and retrieval of large image databases [5], [6], [7]. While the work of many researchers within image classification and retrieval [8], [9], [10] has focused on more general, consumer-level, semantic classes such as indoor/outdoor, people/non-people, city, landscape, sunset, forest, etc., there is another work done by other researchers that is centered on the separation of computer-generated graphic images, such as presentation slides, from photographic images [11], [12], [13]. In [14] authors use the histogram technique and refine the histogram to include the absolute location of the pixel, or some kind of homogeneity information into the histogram. These techniques can work automatically as no preprocessing, like a segmentation, is required. In [15] Sadek et al. propose a supervised method for classifying image contents into four predefined categories. The classification process is done without any pre-segmentation process. Furthermore, in [16], a system for content based image retrieval is proposed. This system uses a neural model, called cubic spline neural network. By using the spline neural model, the gap between the low-level visual features and the high-level concepts has been minimized. However image classification and retrieval techniques are still far from achieving the goal of being a complete, requiring additional research to improve their effectiveness.

Machine learning in particular artificial neural networks is increasingly employed to deal with many tasks of image processing, e.g., image classification and retrieval. Among many classifiers, the neural classifier has the advantages of being effortlessly trainable, highly rapid, and capable to create arbitrary partitions of feature space [17]. However a neural model, in the standard form, is incompetent to correctly classify images into more than two categories [18]. This might be due to the fact that each single processing element in this model, i.e. neuron, employs standard bi-level activation function. As the bi-level activation function only produces binary responses, the neurons can generate only binary outputs. Therefore, in order to produce multiple responses either an architectural or a functional extension to the existing neural model is needed.

3 MULTI-LEVEL NEURAL NETWORKS

The pioneering work performed by McCulloch and Pitts [19] in the area of Artificial Neural Networks (ANNs) has initiated in 1943. Since then, there is an explosive growth research in this field that has attracted and still attracts many investigators in many disciplines such as academician, physicians, psychologist, neurobiologist, etc. An approach to the pattern recognition problem was introduced by Rosenblatt [20] in his work on the perceptron. Based on the literature, there are many successful projects and on-going projects that are investigating the ability of neural networks in their applications. Theoretically, the applications of neural networks are almost limitless but they can be classified into several main categories such as classification, modeling, forecasting and novelty detection. Some instances of successful applications might include fault detection, credit card, pattern recognition, handwritten character recognition, color recognition, and share price prediction system, etc. Many researchers have investigated the generalization capabilities of the Artificial Neural Networks (ANNs) compared to the traditional statistical methods such as Logistic Regression (LR) models. The findings have revealed that neural networks have a significantly better generalization capabilities than those of other statistical methods such as regression techniques [21].

As stated previously, a standard neural model employs bi-level activation functions that produce only binary responses. Instead, a multi-level neural model utilizes an activation function, named a Multi-level Activation Function (MLAF). The multi-level activation function originally is a functional extension of the standard activation function. Several multi-level forms belonging to several standard activation functions can be defined. We will show how to obtain the multi-level form for an activation function from its standard form. Let the standard sigmoidal activation function is given by

$$f(x) = \frac{1}{1 + e^{-\beta x}} \quad (1)$$

where, β is the steepness factor of the function. Thus the multi-level form of the sigmoidal function can be derived

from the previous standard form as follows:

$$\varphi(x) \leftarrow f(x) + (\lambda - 1)f(c) \quad (2)$$

where $(\lambda - 1)c \leq x \leq \lambda c$ and $1 \leq \lambda \leq n$. In Eq. (2), λ represents the color index, n is the number of categories, and c represents the color scale contribution. Fig. 1 shows the standard sigmoidal activation function and its corresponding multi-level action functions for $n = 3$ and $n = 5$. Note that the learning method of the MSNN model does not considerably differ from the other learning methods used in training artificial neural networks. It is employing some form of gradient descent. This is done by taking the derivative of the cost function with respect to the network parameters and then altering those parameters in a gradient-related direction [22].

4 IMAGE SEGMENTATION

In this section, a fast segmentation technique based on a mean shift algorithm; a simple nonparametric procedure for estimating density gradients is used to recover significant image features (for more details see [23], [24]). Mean shift algorithm is really a tool required for feature space analysis. We randomly choose an initial location of the search window to allow the unimodality condition to be settled down. The algorithm then converges to the closest high density region. The steps of the color image segmentation method are outlined as follows

- 1) Initially, define the segmentation parameters (e.g. radius of the search window, smallest number of elements required for a significant color, and smallest number of contiguous pixels required for significant image regions).
- 2) Map the image domain into the feature space.
- 3) Define an appropriate number of search windows at random locations in the feature space.
- 4) Apply the mean shift algorithm to each window to find the high density regions centers.
- 5) Verify the centers with image domain constraints to get the feature palette.
- 6) Assign all the feature vectors to the feature palette using the information of image domain.
- 7) Finally, remove small connected components of size less than a predefined threshold.

It should be noticed that the preceding procedure is universal and valid for applying with any feature space. Furthermore, all feature space computations mentioned above are performed in HSV space. An example of image segmentation by the previous mean shift based algorithm is shown in Fig. 2.

5 FEATURE EXTRACTION

Image classification and retrieval are regularly using some image features that characterize the image. In the existing content-based image classification and retrieval systems the most common features are color, shape, and texture. Color histograms are commonly used in image




Fig. 2. Example of image segmentation based on the mean-shift algorithm.

classification and retrieval. In this paper, we use both color moments and approximation coefficients of multi-level wavelet decomposition to extract features from each image region.

5.1 Wavelet Decomposition

Discrete Wavelet Transform (DWT) captures image features and localizes them in both time and frequency content accurately. DWT employs two sets of functions called scaling functions and wavelet functions, which are related to low-pass and high-pass filters, respectively. The decomposition of the signal into the different frequency bands is merely obtained by consecutive high-pass and low-pass filtering of the time domain signal. The procedure of multi-resolution decomposition of a signal $x[n]$ is schematically. Each stage of this scheme consists of two digital filters and two down-samplers by 2. The first filter H_0 is the discrete mother wavelet; high pass in nature, and the second, H_1 is its mirror version, low-pass in nature. The down-sampled outputs of first high-pass and low-pass filters provide the detail, D_1 and the approximation, A_1 , respectively. The first approximation, A_1 is further decomposed and this process is continued as shown in Fig. 3.

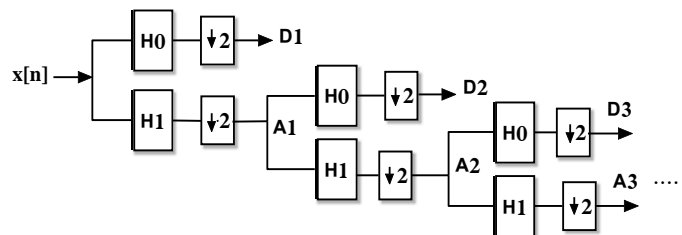


Fig. 3. Multi-level wavelets decomposition.

5.2 Color Moments

The basis of color moments lays in the assumption that the distribution of color in an image can be interpreted as a probability distribution [25]. Probability distributions

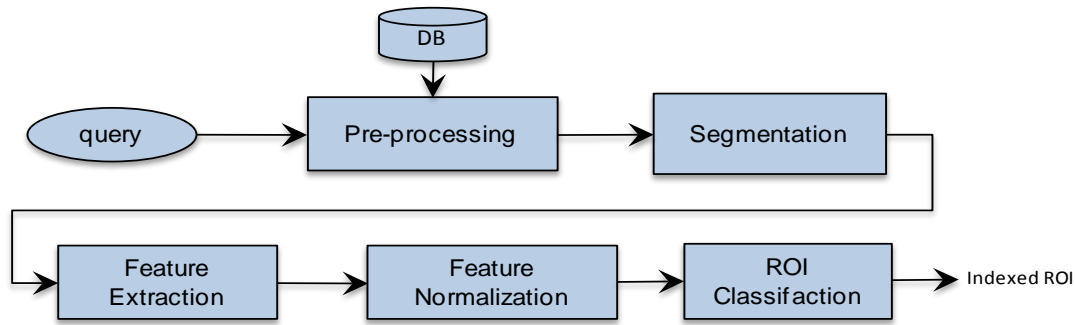


Fig. 4. Block diagram of the proposed region-based image querying technique.

are characterized by a number of unique moments (e.g. normal distributions are differentiated by their mean and variance). It therefore follows that if the color in an image follows a certain probability distribution, the moments of that distribution can then be used as features to identify that image based on color. The three central moments (Mean, Standard deviation, and Skewness) of an image's color distribution can be defined as

$$\mu_k = \frac{1}{n} \sum_{i=1}^n p_i^k \quad (3)$$

$$\sigma_k = \sqrt{\frac{1}{n} \sum_{i=1}^n (p_i^k - \mu_k)^2} \quad (4)$$

$$s_k = \sqrt[3]{\frac{1}{n} \sum_{i=1}^n (p_i^k - \mu_k)^3} \quad (5)$$

where p_i^k is the value of the k 'th color channel for the i 'th pixel, and n is the size of the image.

6 PROPOSED APPROACH

The prime difficulty with any image retrieval process is that the unit of information in image is the pixel and each pixel has properties of position and color value; however, by itself, the knowledge of the position and value of a particular pixel should generally convey all information related to the image contents [26], [27]. To surmount this difficulty, features are extracted using two-way. The extracted features consist of two folds: color moments and approximate coefficients of multi-level wavelet decomposition. This allows us to extract from an image a set of numerical features, expressed as coded characteristics of the selected object, and used to differentiate one class of objects from another. The main steps of the proposed approach are depicted in Fig. 4. In the following subsections, the main steps of the proposed approach depicted in Fig. 3 are described.

6.1 Preprocessing

In image processing, preprocessing mainly purpose to enhance the image in ways that raise the opportunity

for success of the other succeeding processes (i.e. segmentation, features extraction, classification, etc). Pre-processing characteristically deals with techniques for enhancing contrast, segregating regions, and eliminating or suppressing noise. Preprocessing herein includes normalizing the images by bringing them to a common resolution, performing histogram equalization and applying the Gaussian filter to remove small distortions without reducing the sharpness of the image.

6.2 Segmentation

In this step the fast mean shift based segmentation technique described above in section 2 is used to segment the image into distinct regions. To get rid of the segmentation errors, regions of small area (i.e., less than a predefined threshold, e.g., $t = 0.05$) are discarded. The significant regions (i.e. regions of areas greater than or equal 0.05 of the image area) are the candidates where the feature vectors are extracted from.

6.3 Feature Extraction

In this step, we utilize 2D multi-level wavelets transform to decompose image regions. Each level of decomposition gives two categories of coefficients, i.e., approximate coefficients and details coefficients. Both approximate coefficients and color moments are considered as the features for our retrieval problem.

6.4 Feature Normalization

To prevent singular features from dominating the others and to obtain comparable value ranges, we do feature normalization by transforming the feature component, x to a random variable with zero mean and one variance as follows

$$\bar{x} = \frac{x - \mu}{\sigma} \quad (6)$$

where μ and σ are the mean and the standard deviation of the sample respectively. Suppose that each feature is normally distributed, then the probability of \bar{x} belonging in the $[-1,1]$ range is 0.68. A further shift and rescaling such as

$$\bar{x} = \frac{\frac{x-\mu}{3\sigma} + 1}{2} \quad (7)$$

would ensure that 0.99 of \bar{x} values laying in $[0,1]$.

6.5 Classification of Image Regions

As a matter of fact, it should be stated that the neural classifier can accomplish better classification if each region belongs to only one of the predefined categories. Therefore, it is hard to build up a full trustworthy classifier due to the truth that different categories may have similar visual features (such as Water and Sky categories). Before doing any classification process, categories that reflect the semantics in the image regions are first defined. Then multi-level neural classifier has to learn the semantics of each category via the "training" process. So it is possible now to classify a specific region into one of the predefined semantic categories which humans easily understand. To do so, extracted features of the region are fed into the trained multi-level classifier and then it directly predicts the category of that region.

7 EXPERIMENTAL RESULTS

In this section classification and retrieval results of the proposed approach are presented. First, to train the multi-level classifier, we have manually prepared a training set comprising of 200 regions; on the average, 40 training samples per category. To verify the ability of the proposed approach in image classification and retrieval, we have used a test set containing about 500 regions covering 5 categories, "Sky", "Building", "Sand \Rock", "Grass" and "Water. Table 1 tabulates the classification results done by the proposed approach.

TABLE 1

Region classification results over the dataset collections

Category	Precision
Sky	96%
Building	91%
Sand \Rock	89%
Water	98%
Grass	95%
Average	93.8%

It should be noted that the raw figures tabulated in table 1 are considered as a quite quantitative measure for the performance of the proposed approach, indicating to the high performance of the proposed approach compared with other classification approaches, specifically that has been proposed in [28].

Once the semantic classification of image regions is successfully done, in this case, an image can be represented by the categories in which the image regions are classified. That is, each image can be characterized by a set of keywords (i.e., categories' indices) which allows for things such as a highly intuitive query to be possible. Therefore, by using one or more keywords, image databases can easily be searched. In a query of such type, all images in the database that contain the selected keywords will be retrieved. For instance, if the

keyword "Sky" is selected. The purpose of this query is to retrieve all images that include a region of sky. The retrieval results of such query are shown in Fig. 5.



Fig. 5. Result of retrieval for the query: keyword ="sky".

8 CONCLUSION AND FUTURE WORK

In this paper, an efficient method for region-based image classification and querying has been introduced. The method employs a new classifier model, called multi-level neural network. The low computational complexity as well as the easiness of implementation are the key advantages of this classifier model. The simulation results on image classification and retrieval reveal that the multi-level neural classifier is very effective in terms of learning capabilities and retrieval accuracies. This allowed the method to give promising retrieval results that compare favorably with those obtained by other state-of-the-art image retrieval methods. Although the current implementation of the method is tested on a simple still image dataset, it can be easily extended and applied on realistic video datasets. Such an issue is important and will be in the scope of our future work.

ACKNOWLEDGMENTS

This work is supported by Forschungspraemie (BMBF-Förderung, FKZ: 03FPB00213) and Transregional Collaborative Research Centre SFB/TRR 62 Companion-Technology for Cognitive Technical Systems funded by the German Research Foundation (DFG).

REFERENCES

- [1] A. W. M. Smeulders, M. Worring, S. Santini, A. Gupta, R. Jain, "Content-Based Image Retrieval: The End of the Early Years. IEEE Transactions on Pattern Analysis and Machine Intelligence," Vol. 22, No. 12, pp. 1349-1380, Dec. 2000.
- [2] A. Gupta et al. "The Virage image search engine: an open framework for image management," in Storage and Retrieval for Image and Video Databases IV, Proc. SPIE 2670, pp 76-87, 1996.
- [3] M. Flickner et al. "Query by image and video content: the QBIC system," IEEE Computer 28(9), 23-32, 1995.
- [4] A. Sutcliffe, et al., "Empirical studies in multimedia information retrieval," in Intelligent Multimedia Information Retrieval (Maybury, M T, ed). AAAI Press, Menlo Park, CA, 1997.
- [5] H. Deng and D. A. Clausi, "Gaussian MRF Rotation-Invariant Features for SAR Sea Ice Classification," IEEE PAMI, 26(7), pp. 951-955, 2004.
- [6] Goodrum: "Image Information Retrieval: An Overview of Current Research," Special Issue on Information Science Research, vol. 3, no. 2, 2000.

- [7] N. O. Connor, E. Cooke, H. Borgne, M. Blighe, and T. Adamek, "The aceToolbox: Lowe-Level Audiovisual Feature Extraction for Retrieval and Classification," Proc. of EWIMT'05, Nov. 2005.
- [8] A. Vailaya, K. Jain, and H.-J. Zhang, "On Image Classification: City Images vs. Landscapes," Pattern Recognition Journal, vol. 31, pp. 1921-1936, 1998.
- [9] R. Zhao and W. I. Grosky, "Bridging the Semantic Gap in Image Retrieval, Distributed Multimedia Databases: Techniques and Applications," T. K. Shih (Ed.), Idea Group Publishing, pp. 14-36, Hershey, Pennsylvania 2001.
- [10] J. Luo and A. Savakis, "Indoor vs. Outdoor Classification of Consumer Photographs using Low-level and Semantic Features," Proc. of ICIP, pp. 745-748, 2001.
- [11] Hartmann and R. Lienhart, "Automatic Classification of Images on the Web," In Proc of SPIE Storage and Retrieval for Media Databases, pp. 31-40, 2002.
- [12] Wang, J. Z., Li, G., Wiederhold, G. "SIMPLiCity: Semantics-sensitive Integrated Matching for Picture Libraries," In IEEE Trans. on Pattern Analysis and Machine Intelligence, vol. 23, pp. 947-963, 2001.
- [13] S. Prabhakar, H. Cheng, J.C. Handley, Z. Fan and Y.W. Lin, "Picture-graphics Color Image Classification," Proc. of ICIP, pp. 785-788, 2002.
- [14] M. Stricker and A. Dimai. "Color indexing with weak spatial constraints," In Storage and Retrieval for Image and Video Databases IV, SPIE 2670, pages 2940, San Jose, CA, February 1996.
- [15] S. Sadek, A. Al-hamadi, B. Michaelis and U. Sayed, An Image Classification Approach Using Multilevel Neural Networks , Proceedings of IEEE International Conference on Intelligent Computing and Intelligent Systems (ICIS 2009), Shanghai, China, pp. 180-183, 2009.
- [16] S. Sadek, A. Al-hamadi, B. Michaelis and U. Sayed, Cubic-splines Neural Network- Based System for Image Retrieval, Proceedings of International IEEE Conference on Image Processing (ICIP 2009), Cairo, Egypt, pp. 273-276, 2009.
- [17] Kuffler, S. W. and Nicholls, J. G.: "From Neuron to Brain. Sinauer Associates," Sunderland, 1976; Mir, Moscow, 1979.
- [18] S. Bhattacharyya and P. Dutta, "Multi-scale Object Extraction with MUSIG and MUBET with CONSENT: A Comparative Study," Proc. of KBCS04, pp. 100-109, 2004.
- [19] W. S. McCulloch and W. H. Pitts, "A logical calculus of the ideas immanent in nervous activity", Bulletin of Mathematical Biophysics, vol. 5, pp. 15-133, 1943.
- [20] F. Rosenblatt, "The Perceptron: A Probabilistic Model for Information Storage and Organization in the Brain," Psychological Review Vol. 65, No. 6, pp. 386-408, 1958.
- [21] A. Armoni, "Use of neural networks in medical diagnosis," MD Computing, Mac-Apr, 15(2), pp. 100-104, 1998.
- [22] G. Escudero, L. Marquez and G. Rigau, "A Comparison between Supervised Learning Algorithms for Word Sense Disambiguation," In Proc. of CoNLL conference, ACL, pp. 31-36, 2000.
- [23] Beveridge, J.R., Grith, J. R., Kohler, R., Hanson, A. R., Riseman, E. M., "Segmenting images using localized histograms and region merging," Int. J. of Computer vision, vol. 2, pp. 311-347, 1989.
- [24] Cheng, Y., "Mean shift, mode seeking, and clustering," IEEE Trans. Pattern Anal. Machine Intell. vol. 17, pp. 790-799, 1995.
- [25] H. Yu, M. Li, , H.-J. Zhang, J. Feng, "Color texture moments for content-based image retrieval," In Internat. Conf. on Image Processing, vol. 3, pp. 929-932 2002.
- [26] Li, D.-C., Fang, Y.-H.: "An algorithm to cluster data for efficient classification of support vector machines," Expert Systems with Applications, vol. 34, pp. 2013-2018, 2008.
- [27] R. Marmo et al. "Textural identification of carbonate rocks by image processing and neural network: Methodology proposal and examples," Computers and Geosciences, 31, pp. 649-659, 2005.
- [28] Ohashi, T., Aghbari, Z., and Makinouchi, A. "Semantic Approach to Image Database Classification and Retrieval," NII Journal, No. 7, pp. 1-9, 2003.



Samy Sadek received the B.Sc. and M.Sc. degrees in Computer Science from the University of Sohag, Sohag, Egypt in 2000, and 2005 respectively. He is currently working toward the Ph.D. degree at the Institute of Electronics, Signal Processing, and Communications (IESK), Otto-von-Guericke University Magdeburg, Magdeburg, Germany. His current research interests include Video retrieval, Human activity recognition, Visual surveillance, Machine learning and Artificial Neural Networks (ANN).



Ayoub Al-Hamadi received his Masters Degree in Electrical Engineering and Information Technology in 1997 and his PhD. in Technical Computer Science at the Otto-von-Guericke-University of Magdeburg, Germany in 2001. In May 2010 he received the Habilitation in Artificial Intelligence and the Venia Legendi in the scientific field of Pattern Recognition and Image Processing. His research interests include Image processing, Pattern recognition, Human Computer Interaction, Multi-objects tracking, Video retrieval, Artificial Intelligence. Al-Hamadi is the author of more than 120 articles in peer-reviewed international journals, conferences and books.



Bernd Michaelis received the degree of Diploma Engineer for Electronics from the Technische Hochschule Magdeburg in 1971. He received the first and second doctoral degree in 1974 and 1980 respectively. In 1980 he joined the Joint Institute for Nuclear Research Dubna. In 1984 he became Hochschuldozent at the Technische Hochschule Magdeburg. His research interests include Image processing, Artificial neural networks, Biological neural networks, Microcomputers and Processor architectures. Michaelis is the author of more than 200 papers.



Usama S. Mohammed received his B.Sc. and M. Sc. degrees from Assiut University, in 1985 and 1993, respectively, and his Ph.D. degree from Czech Technical University in Prague, Czech Republic, in 2000. From November 2001 to April 2002, he was a post Doctoral Fellow with the Faculty of Engineering, Czech Technical University in Prague, Czech Republic. He authored and co-authored more than 55 scientific papers. His research interests include image coding, speech coding, telecommunication technology, statistical signal processing, blind signal separation, wireless communication network, video coding, and RFID.