

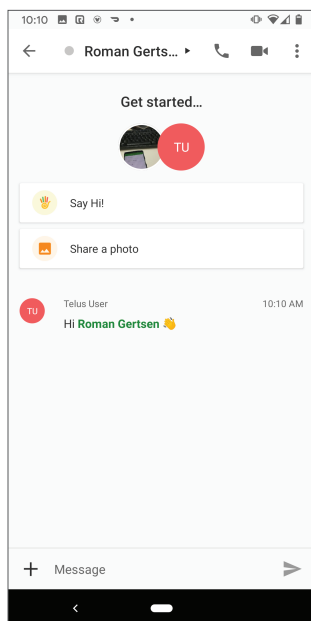
Getting started guide for TELUS Business Connect



Learn how to make calls, send text messages, and start meetings with TELUS Business Connect.

How to use the TELUS Business Connect app for iOS.

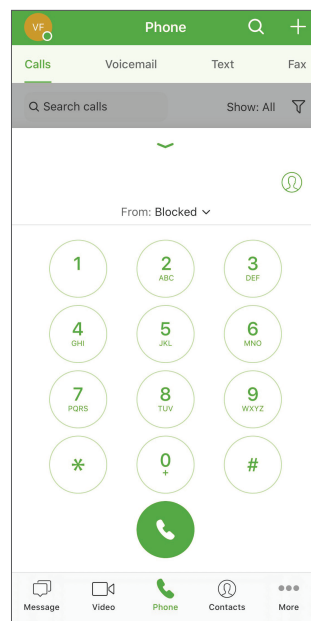
Work on the go with all-in-one team messaging, calling, video meetings, faxing, and more.


Message



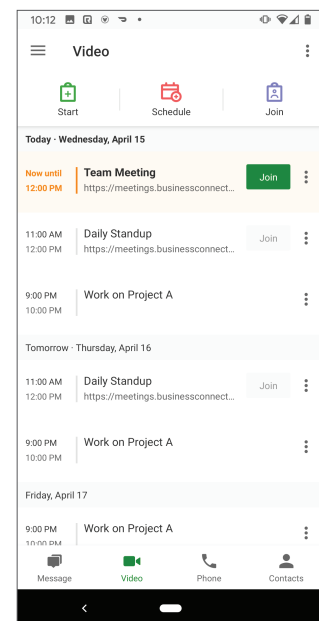
- Tap the  icon and select the conversation you want to join or view.
- Tap the conversation you want to join or start a new conversation by entering a name in the **Search** bar.
- Type your message in the conversation pane or tap the + icon to share files, create new tasks, and more.
- Send a text message by tapping the  icon in the bottom right of your message tab.


Call



- Tap the  icon twice from the bottom navigation to make your call.
- Within the phone tab, you can view call history, voicemail, and faxes.

Meet

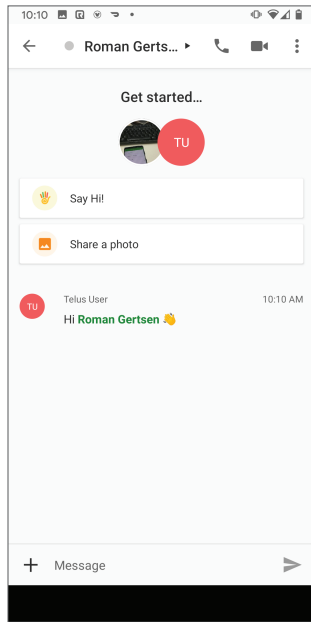




- Tap the  icon from the bottom navigation.
- **Start, Schedule, or Join** a meeting from within the app.
- Once you're in a meeting, you can share your screen or tap on **More** to record.
- Connect your calendar to view upcoming events and meetings by going to **Settings > Calendar Sync**.

How to use the TELUS Business Connect app for Android.

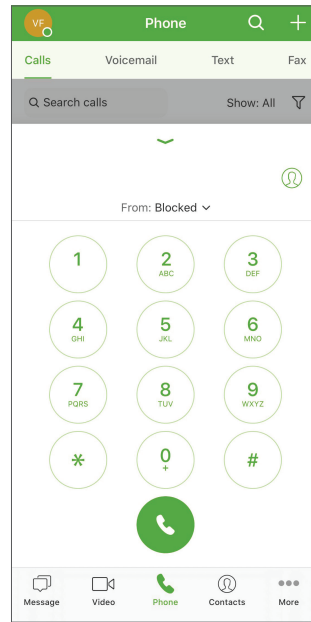
Work on the go with all-in-one team messaging, calling, video meetings, faxing, and more.



Message



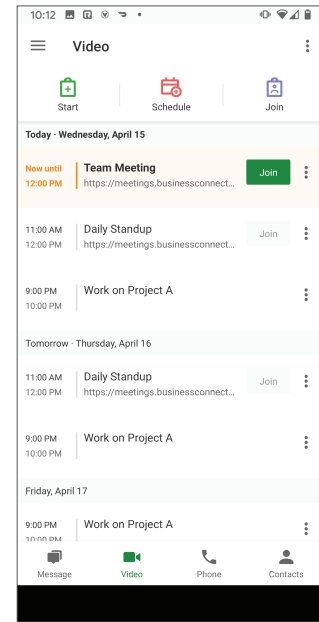
- Tap the  icon and select the conversation you want to join or view.
- Start a new conversation by entering a name in the **Search** bar.
- Type your message in the conversation pane or tap the + icon to share files, create new tasks, and more.
- Send a text message by tapping the  icon in the bottom right corner.


Call



- Tap the  icon and then the  icon to make a call.
- Within the phone tab, you can view call history, voicemail, and faxes.

Meet



- Tap the  icon to **Start**, **Schedule**, or **Join** a meeting from within the app.
- Once you're in a meeting, you can share your screen or tap on **More** to record.
- Connect your calendar to view upcoming events and meetings by going to **Settings > Calendar Sync > Select Calendar**.

