

SECURITY FEATURES OF A GENUINE NOTE

SLBC, MADHYA PRADESH

SECURITY FEATURES: TYPES

There are several security features built in our bank notes that deter counterfeiting. Some of these are incorporated in the substrate during papermaking and some in the printing process. These features can be further classified into public recognisable features and machine readable features. Public recognisable features are more effective in early detection and containing the volume of counterfeit notes in circulation.

FEATURES OF GENUINE NOTES

CHARACTERISTICS OF A GENUINE NOTE

- SPECIAL QUALITY PAPER
- PRINTING –TYPE & QUALITY
- SPECIAL (security) INK
- SECURITY FEATURES
 - WATERMARK
 - SECURITY THREAD
 - ADDITIONAL FEATURES

FEATURES OF GENUINE NOTES

- **PAPER**
 - CRISP & CRACKLE
 - OPTICAL FIBRES
 - B & G

FEATURES OF GENUINE NOTES

- **PRINTING**

- DISTINCT & NEAT LINES

- VIVID COLOURS

- OFFSET & INTAGLIO (PORTRAIT, RBI SEAL, GUARANTEE & PROMISORY CLAUSE, ASOKA PILLAR, SIGNATURES)

- SEE-THROUGH (Register) PRINTING

FEATURES OF GENUINE NOTES

INK

- CHEMICAL RESISTANT, LIGHT FAST, WATER/SOAP RESISTANT, QUICK DRYING (Intaglio)
- FLUORESCENT INK (Numbers except 5, Win. Sec. Thread except 5 & Central vertical col. 20+)
- OPTICALLY VARIABLE

FEATURES OF GENUINE NOTES

- **SECURITY FEATURES**

- WATERMARK

- ASHOKA PILLAR OR MAHATMA GANDHI

- SECURITY THREAD

- OLD : THICK LINE
 - 10,20,50 : READABLE, FULLY EMBEDDED
 - RS 100/500/1000: READABLE, WINDOWED IN FRONT, EMBEDDED ON THE BACK
 - THICKNESS OF SECURITY THREAD (10: .5mm, 10+: 1mm)
 - RAINBOW EFFECT - 1000

FEATURES OF GENUINE NOTES

– ADDITIONAL FEATURES

- **LATENT IMAGE** OF THE DENOMINATION (20+)
- **MICRO LETTERING** (10:RBI, 20+: RBI + DENOM)
- **IDENTIFICATION MARK** (FOR DENOMINATION)
- **3D EFFECT** : BACK TOP (scenic) PANEL OF Rs. 100
- **OMRON FEATURE** : F&BACK OF Rs. 500, 1000
- **MULTIDIRECTIONAL LINES** ANTISCAN
- **SECRET WATERMARK** – RBI & DENOMINATION

SECURITY FEATURES

100 RS. NOTE : OBVERSE

Multidirectional lines
(Anti Scan lines)

Micro-Text
(RBI & 100)

Window Security
Thread
With Clear Text

Latent Image
(100)

Watermark

See
Through

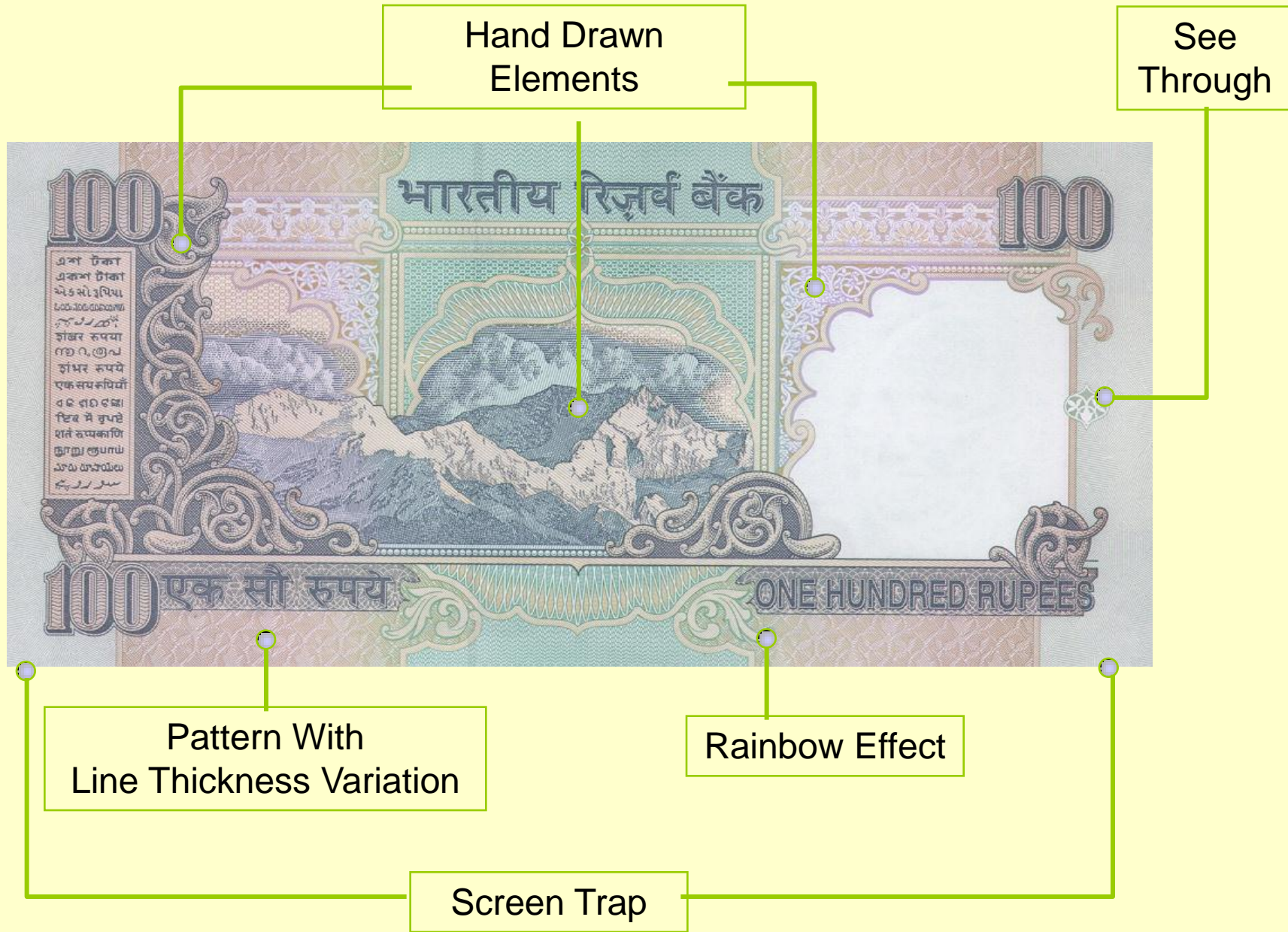


Id Mark

Fluorescent Ink
(Numbering)

Hand Engraved Portrait

100 RS. NOTE : REVERSE



WATERMARK



The watermark in new 100 Rupee Note depicts Mahatma Gandhi.

Visible from both front and back in transmitted light.

Cannot be replicated using scanning or photocopy equipments.



GUA



T



SECURITY THREAD



Rs. 100 notes contain a readable windowed security thread. It is partially exposed and partially embedded. When held against light, this thread looks as one continuous line.





The thread is partially exposed & partially embedded



Rs. 100/- contain a readable windowed clear text security thread.

It contains the words “Bharath” in the Devanagari script and “RBI” appearing alternately.




INTAGLIO PRINTING



- The portrait of Mahatma Gandhi, Reserve Bank Seal, guarantee and promise clause, Ashoka pillar emblems on the left, RBI Governor's signature are printed in intaglio i.e., in raised prints







- It appears life like and it stands out distinctly.
- Deep engravings & minute details of the portrait adds to the security of bank notes against counterfeiting



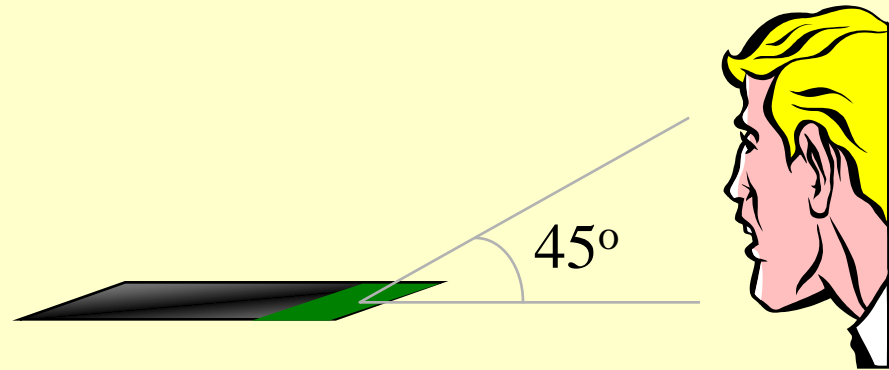
- A counterfeit portrait is usually lifeless & flat and the details merge into the background un like this portrait.



LATENT IMAGE



- The note has latent image.
- Numeral “100” is the latent image which is hidden in the vertical band.
- The latent image “100” cannot be replicated by photocopiers .




The **LATENT IMAGE**
numeral “**100**” can
be seen when the note
is held and viewed
between 30° to 45°
angle


MICRO-LETTERINGS



- Micro-letting provides additional security to the notes against counterfeiting.
- It appears between the Mahatma Gandhi portrait and vertical band
- Micro-printing “RBI 100” is printed that can be seen using magnifying glass.



See - Through



See-through is a flower like design that renders additional security to our notes.

It is in the left side & above identification mark.


The printing requires perfect registration between front and back.

Replication is difficult on commercial machines.




The printing of both front and back is done in a single pass and designs are printed in front & back with perfect registration which renders the note a “see-through” effect.

FRONT
Design




The printing of both front and back is done in a single pass and designs are printed in front & back with perfect registration which renders the note a “see-through” effect.

BACK
Design




The printing of both front and back is done in a single pass and designs are printed in front & back with perfect registration which renders the note a “see-through” effect.

FRONT
Design



SEE – THROUGH
Design



BACK
Design



IDENTIFICATION MARK



An identification mark has been introduced in the note for visually impaired people.

This mark is in intaglio printing and it is in different geometrical shapes for various denomination.

For Rs. 100–denomination, we have triangle ‘ Δ ’ as the identification mark.



FLUORESCENCE

Number panels of the notes are printed in fluorescent ink

The notes also have fluorescent fibers in the paper.

Both can be seen when the notes are exposed to ultra-violet (UV) lamp.



RS.100 – BACK SIDE

Three Dimensional Design

Water mark Gandhi



See Through