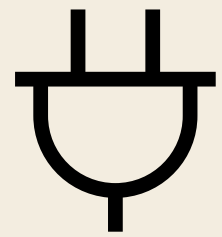



Be wildfire ready.


Verizon's team works year-round to ensure it's ready to respond to any type of disaster. There are things you can do to prepare at home as well. When a wildfire is in your area:



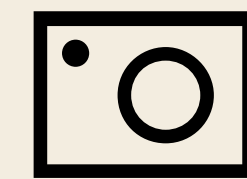
Keep devices fully charged: Plan ahead by keeping phone and tablet batteries fully charged in case local power is lost.



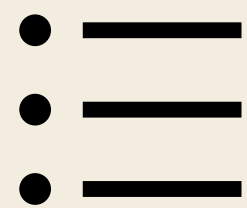
Get some backup: Keep spare batteries charged up to provide backup power and have car chargers on hand in case you need to evacuate.




Create a list: Keep a list of emergency numbers in your phone so that you have them if needed.



Be prepared for loss: Take pictures of valuables and other important belongings for possible insurance claims. And make sure they're uploaded to the cloud for backup.



Review checklists: Review the wildfire preparedness checklist, power outage checklist and other resources from the American Red Cross.



Download useful apps: There are plenty of free weather, news, and safety-related apps available for download to your smartphone.

verizon