



2021 | January

# Wind Trends

Global wind speed performance

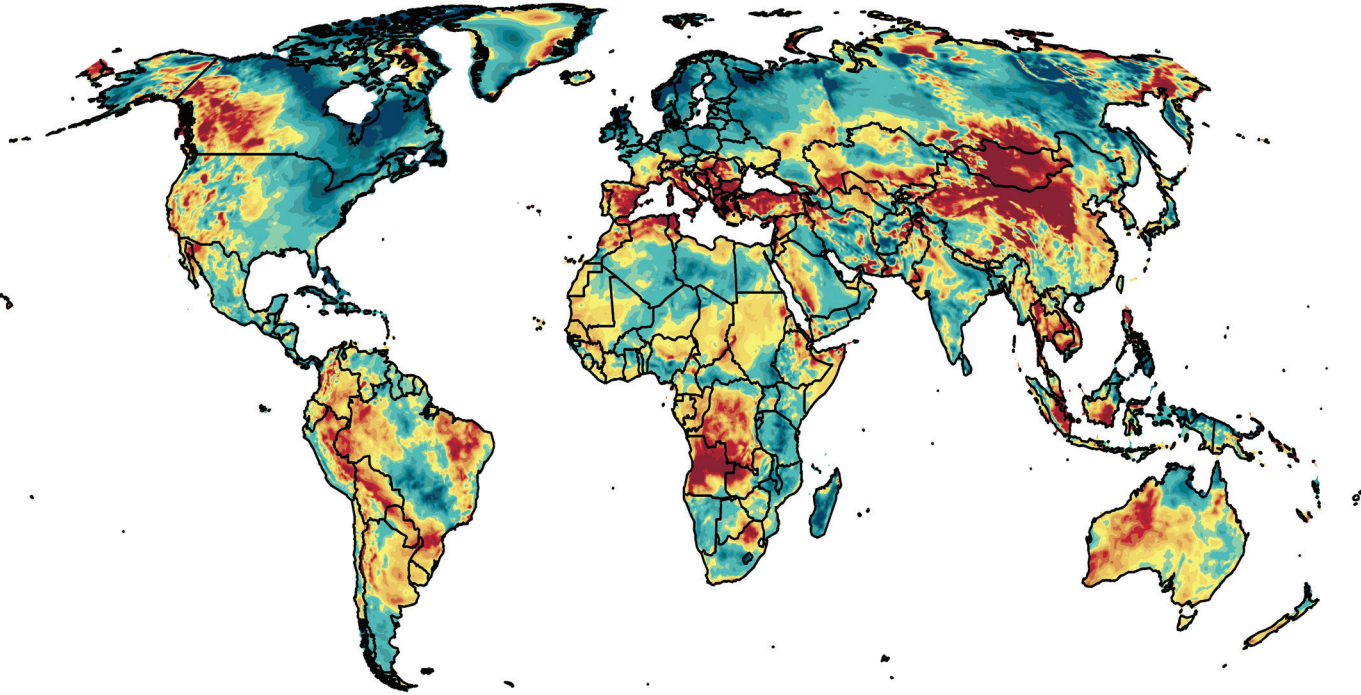
2021 | January

## Global

The Wind Trends Bulletin depicts anomalies of the global wind resource from the historical norm on a monthly, quarterly, and annual basis. The anomalies are calculated as a percent deviation from the 1995 – 2019 mean speed at 100-m above ground level for the calendar period. The latest Wind Trends dataset is derived using the ERA5, a contemporary global reanalysis dataset. For more information about customized analyses for your project portfolio, data or subscription options, please contact us at [renewableenergyservices@ul.com](mailto:renewableenergyservices@ul.com).

---

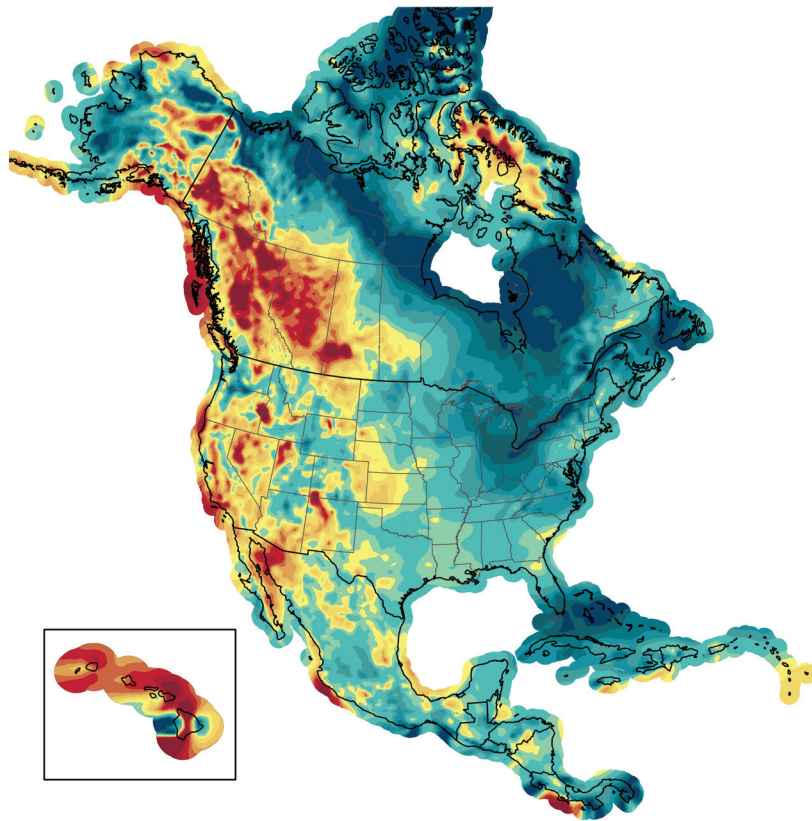
[Download](#) index values for even more wind power producing countries!



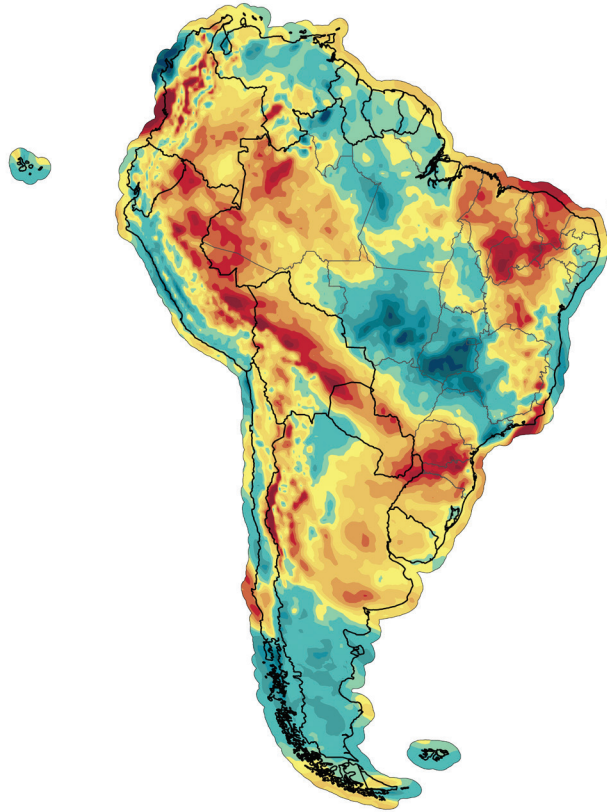
**Wind Trends**  
Global wind speed performance

+1 518 213 0044 | [ul.com/renewables](http://ul.com/renewables)





Wind plant locations source:  
*Windpower Monthly Intelligence*



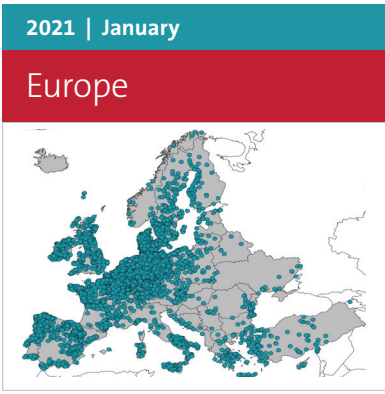
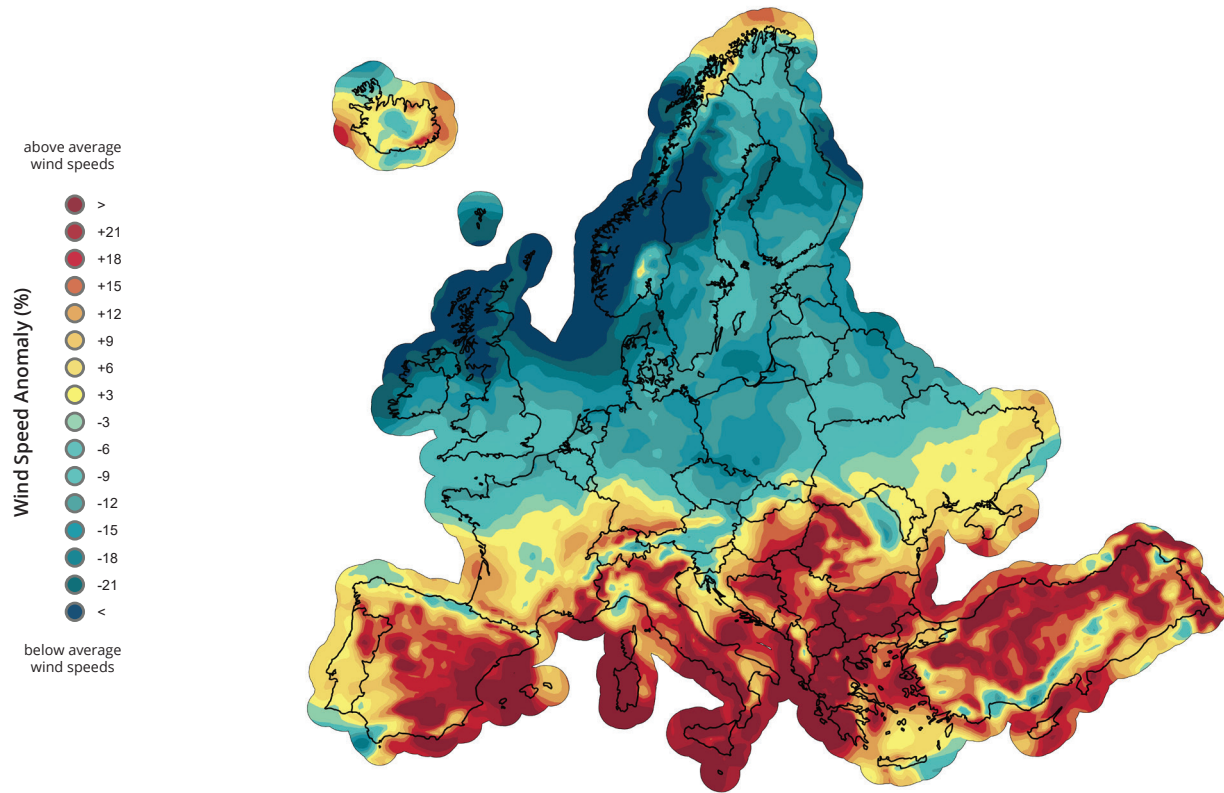
Wind plant locations source:  
*Windpower Monthly Intelligence*



**Wind Trends**  
 Global wind speed performance

+1 518 213 0044 | [ul.com/renewables](http://ul.com/renewables)






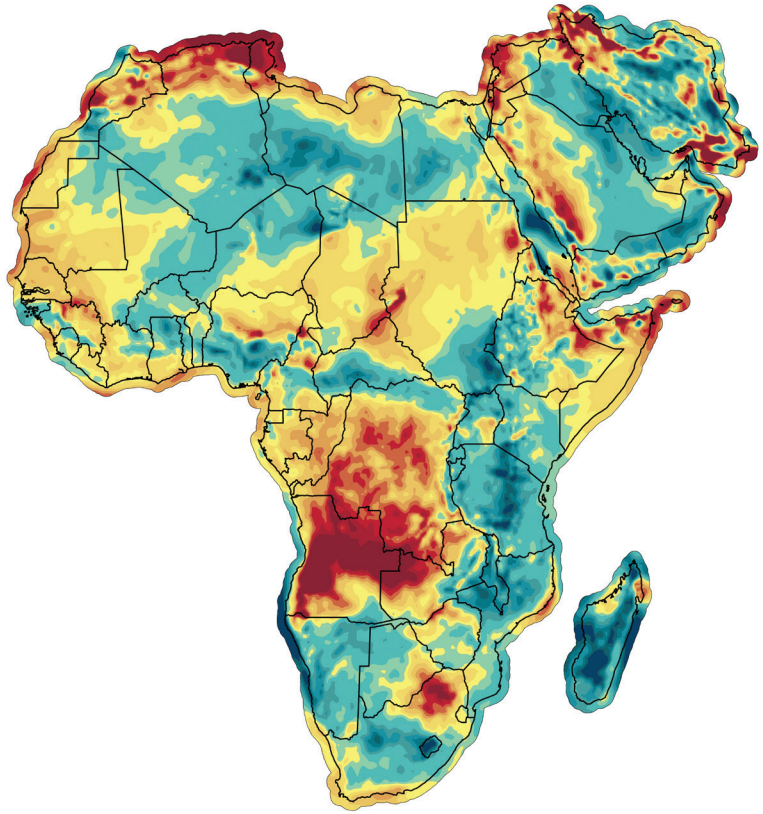
Wind plant locations source:  
Windpower Monthly Intelligence



**Wind Trends**  
Global wind speed performance

+1 518 213 0044 | [ul.com/renewables](http://ul.com/renewables)





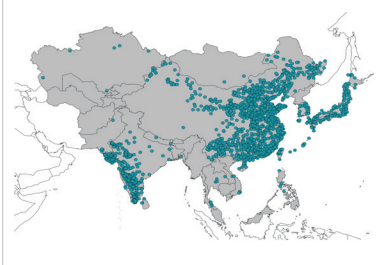
Wind plant locations source:  
*Windpower Monthly Intelligence*



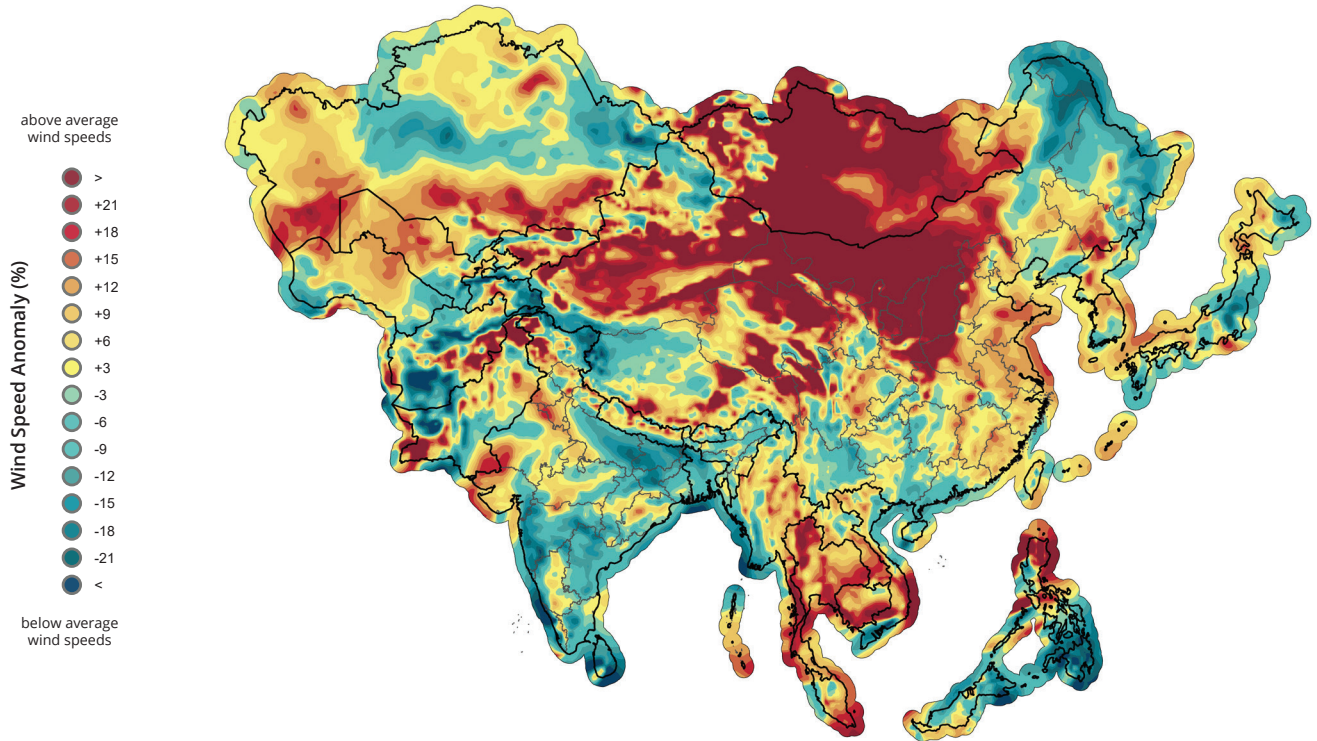
**Wind Trends**  
 Global wind speed performance

+1 518 213 0044 | [ul.com/renewables](http://ul.com/renewables)





Wind plant locations source:  
*Windpower Monthly Intelligence*




2021 | January

## Oceania

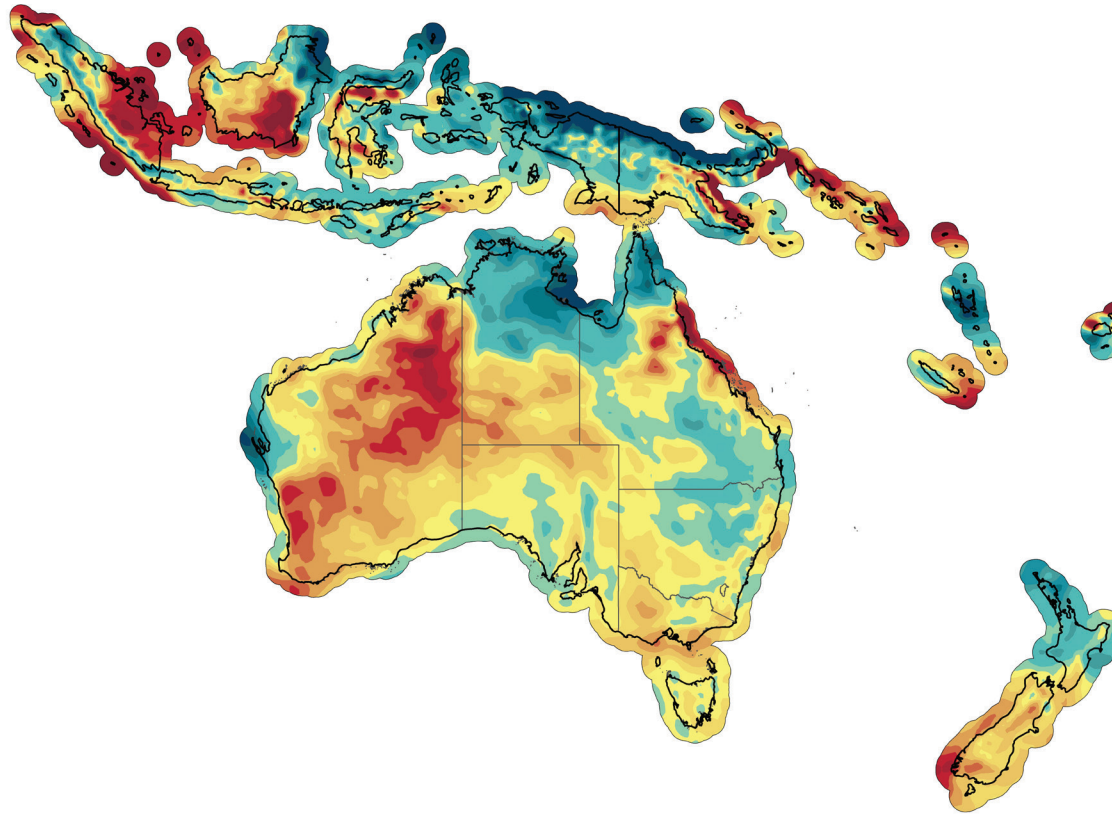


Wind plant locations source:  
*Windpower Monthly Intelligence*

above average  
wind speeds



below average  
wind speeds



# Wind Trends

Global wind speed performance

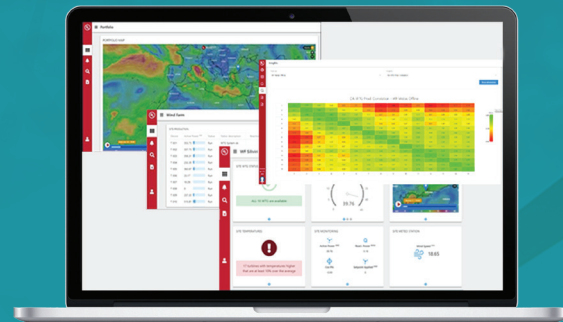
+1 518 213 0044 | [ul.com/renewables](http://ul.com/renewables)





# Introducing real-time plant monitoring from UL

Transforming data into actionable intelligence



## Renewable Asset Monitoring Platform

Manage your renewable assets with UL's connected SaaS platform that brings the power of real-time monitoring, production KPIs, analytics, power forecasting and reporting to renewable project owners around the globe. This platform is designed to provide customized solutions to owners, O&M directors, asset managers and technicians to manage their assets through monitoring, control, advanced analytics and insights. With cloud and mobile access, your team can perform operations monitoring from any office or field location.

For more information visit our [website](#).

Contact us at [renewableenergyservices@ul.com](mailto:renewableenergyservices@ul.com).



Empowering Trust<sup>®</sup>

Locations	Jan	Feb	Mar	Q1	Apr	May	Jun	Q2	Jul	Aug	Sep	Q3	Oct	Nov	Dec	Q4	ANNUAL
North America	-4.9																
USA	-4.2																
Canada	-12.1																
Mexico	-3.7																
South America	7.4																
Brazil	10.2																
Argentina	1.1																
Chile	-0.1																
Europe	-1.7																
Germany	-8.9																
Spain	11.7																
France	-2.0																
United Kingdom	-18.5																
Italy	19.9																
Portugal	10.9																
Denmark	-15.1																
Ireland	-15.9																
Africa / Middle East	3.8																
South Africa	-0.1																
Morocco	6.7																
Egypt	3.1																
Asia	10.4																
China	12.0																
India	-0.9																
Thailand	10.4																
Ind, Aus, Oceania	3.6																
Australia	3.6																
New Zealand	4.7																
World	3.5																

2021 | January

## Wind index

The wind index represents the average wind speed anomaly across all plants across the country or region in production by the end of 2021. The anomalies are calculated as a percent deviation from the 1995 – 2019 mean speed at 100-m above ground level for the calendar period, and are weighted by the location and rated capacity of wind projects.

The wind project details have been obtained from [Windpower Monthly Intelligence](#).

[Download](#) index values for even more wind power producing countries!



**Wind Trends**  
Global wind speed performance

+1 518 213 0044 | [ul.com/renewables](http://ul.com/renewables)





UL and the UL logo are trademarks of UL LLC © 2021.