



# MagSlim LiDAR Navigation Robot Vacuum & Mop



**78-mm Ultra-Slim Design  
for All-Round Cleaning**

- 2700Pa Powerful Suction
- Vacuum and Mop Combo
- Precision Mapping and Customizable Cleaning



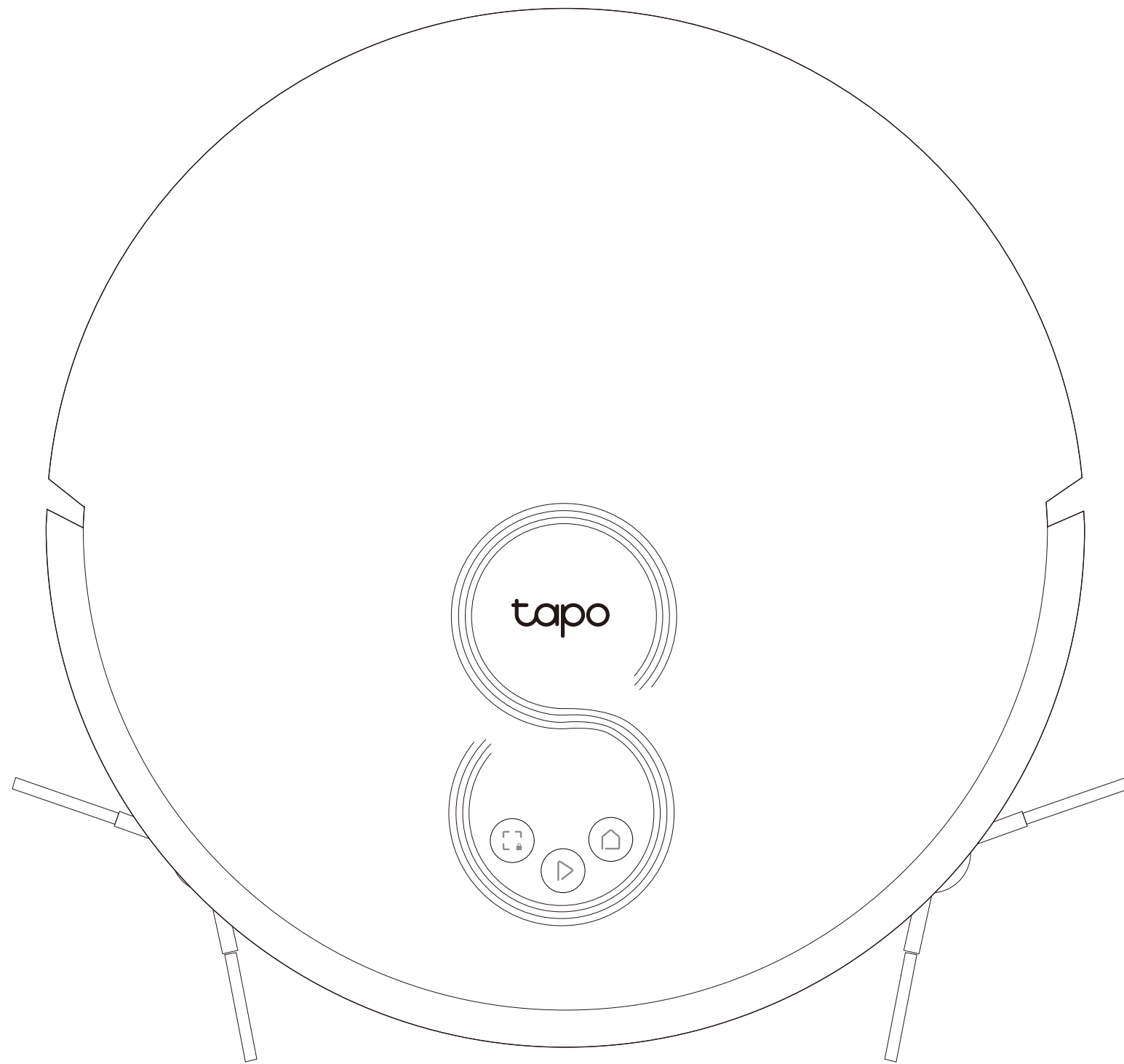
App Control



**Tapo RV20 Mop**

# // Overview

## Robot Vacuum



### ▶ Power/Clean

- Press once: Start/pause cleaning.
- Press and hold for 3 seconds: Turn on/off the robot vacuum.

\*For the first use, slide the power switch from OFF to ON to turn on.

### 🏠 Dock

- Return to the dock to charge.

### 📐 Spot Cleaning/Child Lock

- Press once: Start spot cleaning.
- Press and hold for 5 seconds: Turn on/off the child lock.

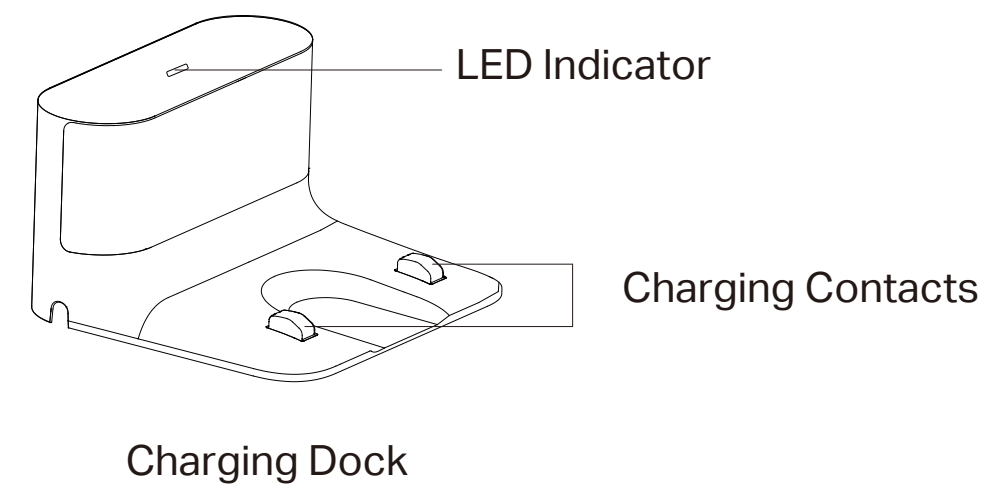
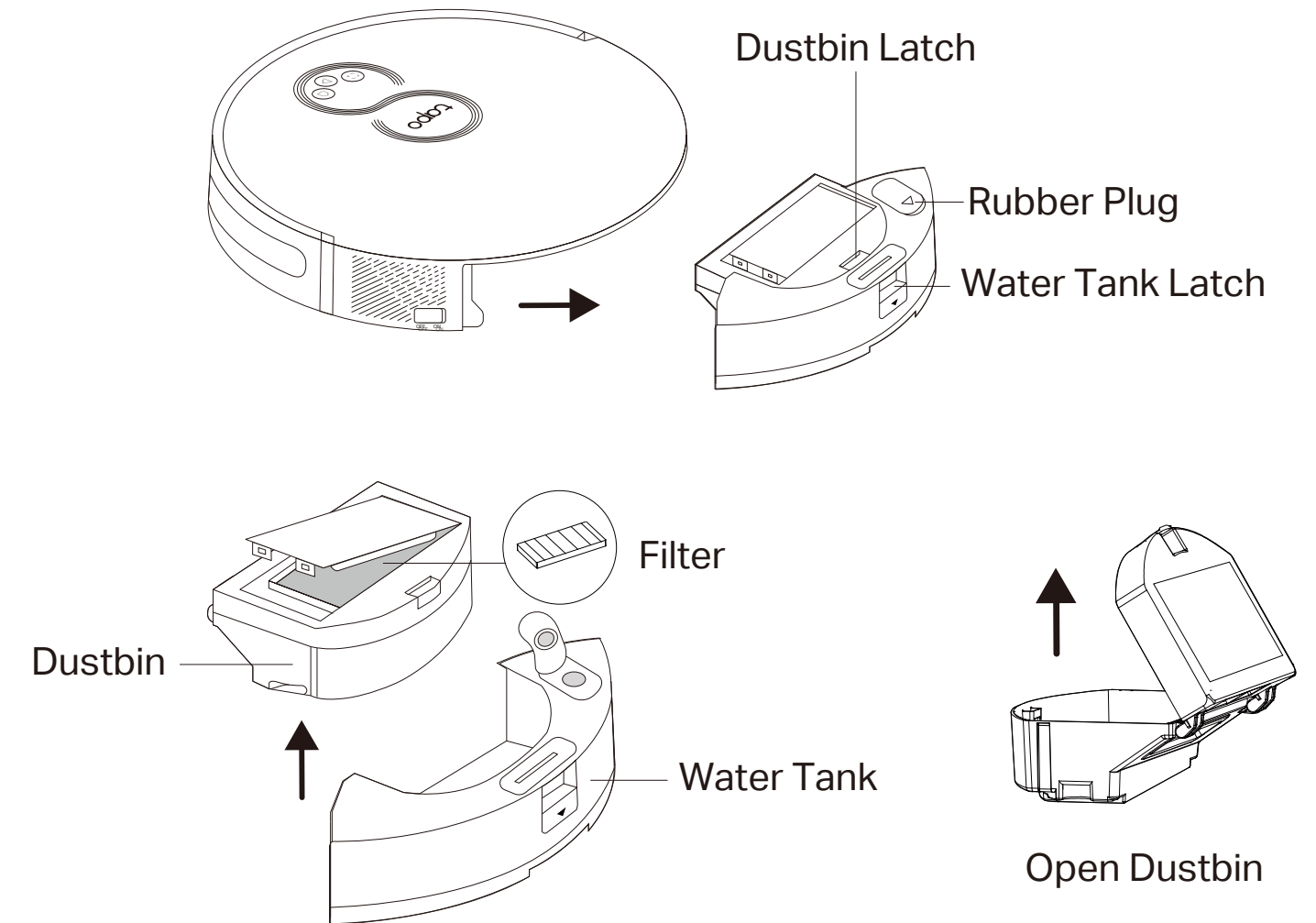
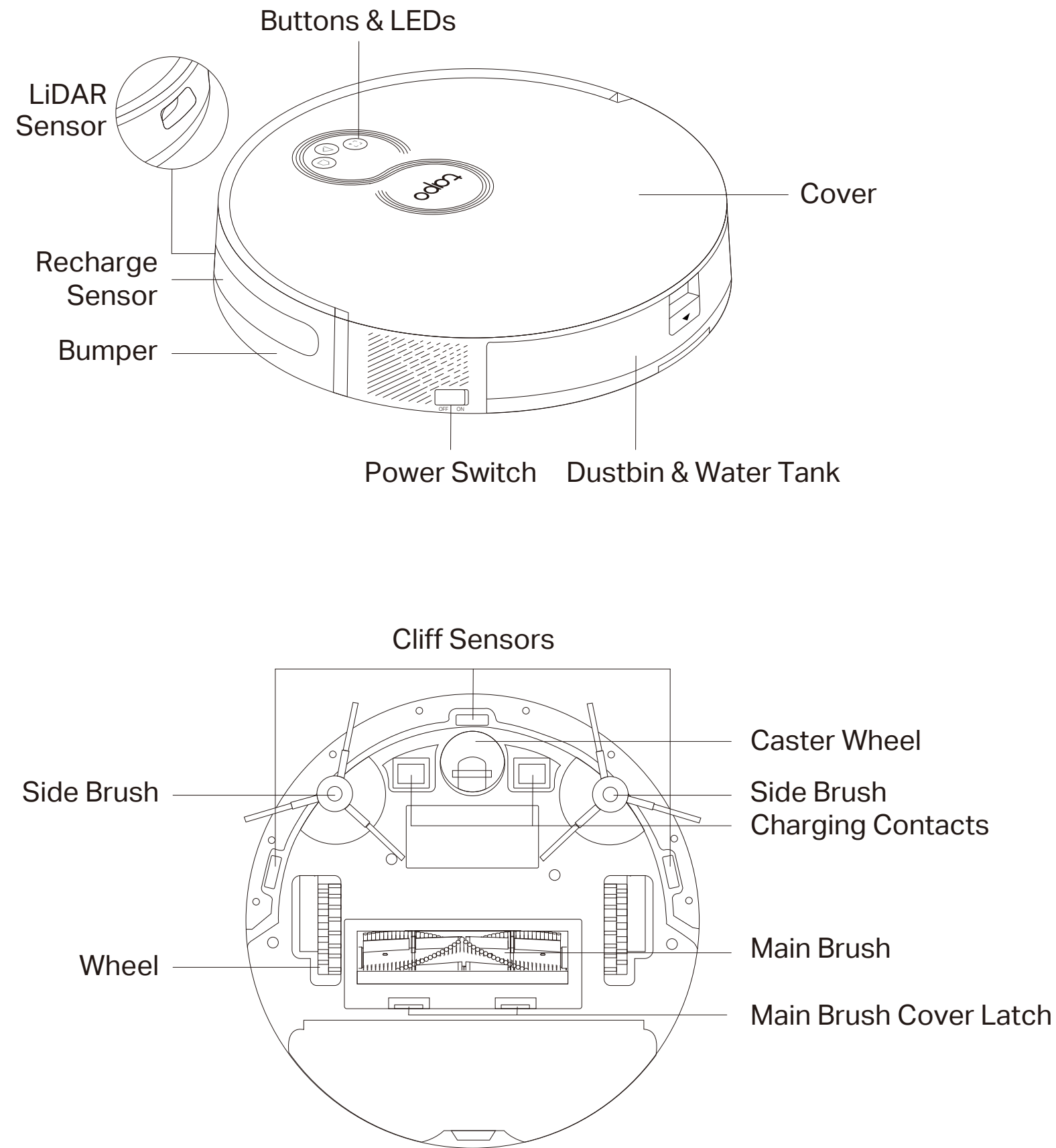
### 🏠 + 📐 Combination Button

- Press and hold simultaneously for 5 seconds: Enter setup mode to configure network.
- Press and hold simultaneously for 10 seconds: Restore to factory default settings.

### 🏠 LED

- **Red:** Battery level < 20%; Error
- **Orange:** Battery level between 20% and 80%
- **Green:** Battery level > 80%

# Overview



# // Highlights



## MagSlim LiDAR Navigation

The Tapo RV20 Series retains the precise mapping of traditional LiDAR navigation while being extremely thin thanks to its sunk laser module.

## 78-mm / 3.1-in Ultra-Slim Design

The 78-mm / 3.1-in ultra-slim body allows RV20 Mop to enter more hard-to-reach and narrow spaces, increasing its cleaning coverage.

## High-Precision Mapping

Maps out your house in minutes with millimeter-level detection precision, avoiding omissions and repeated cleaning.

## Multi-Floor Local-Stored Maps

Saves up to 3+1 maps, ideal for houses with several floors.



## 2700Pa Powerful Suction

With a maximum suction power of 2700Pa, this robot effectively removes debris and dust from carpets and hard floors. Four vacuum modes with different levels of suction power meet various cleaning needs.

## Twin Side Brushes

Takes care of corners and edges while preventing dirt from scattering.

## Auto-Boost for Your Carpets

Automatically increases the suction power when encountering carpets.

## Quiet Cleaning

Lowers noise levels down to 53-dB while in use—quieter than a running microwave.†



## Mops and Vacuums Simultaneously

Mopping is essential for houses with hard floors, which need regular polishing. Vacuuming and mopping in one trip turns your thankless chore time into me time.

## Wet Hard Surfaces, Dry Carpets


Set no-mopping areas for your carpets to prevent them from getting wet while mopping.

## 3-Level Electronic Mopping

Provides 3-level water flows to suit different floor types with consistent and steady water pressure.

## Huge Water Tank Capacity

A full-size 300ml water tank covers up to 200 m<sup>2</sup> / 2100 ft<sup>2</sup>.‡



## Total Control at Your Fingertips

Cleaning made simple. Manage your own cleaning schedule and monitor your robot's status at home or away on the feature-rich Tapo app.

## Customizable Room Cleaning

Merge and separate areas, name individual rooms, and customize cleaning modes for each room.

## Virtual Walls and No-Go Zones

Set up areas you don't want the robot to go via the Tapo app.

## Simple Voice Control

Pair with Alexa or Google Home to control with voice commands.

# // Specifications

## Care and Maintenance

To maintain optimal performance, maintain the robot vacuum according to the following guidelines.

Part	Maintenance Frequency	Replacement Frequency*
Dustbin	Clean/wash as needed	/
Filter	Once a week	3-6 months
Main Brush	Every 2 weeks	6-12 months
Side Brush	Once a month	3-6 months
Mop Cloth	After each use	2-3 months
Caster Wheel	Clean as needed	/
Main Wheels	Once a month	/
Sensors	Once a month	/
Charging Contacts	Once a month	/

\*Replacement frequency may vary depending on the actual situation. Parts should be replaced if visible wear appears.

# // Specifications

## Mapping & Navigation Features

- Mapping/Path Planning: MagSlim LiDAR + Gyroscope
- High-Precision Map: Yes
- Obstacle Avoidance: MagSlim LiDAR + Infrared
- Barrier-Cross Height: 20 mm/0.79 in
- Anti-Drop Protection: Yes

## Vacuuming Features

- Max Suction Power: 2700Pa
- Suction Level Adjustment: 4 levels
- Dustbin Capacity: 400ml
- Dustbin Detection: Yes
- HEPA Filter: H11
- Carpet Boost: Yes, Electricity Recognition

## Mopping Features

- Wet Mopping : Yes
- Mopping Type: Electric Water Flow Control
- Water Level Adjustment: 3 levels
- Water Tank Capacity: 300ml

## Battery

- Battery Capacity : 2600 mAh
- Vacuum Max Battery Life: 180 min per charge (Quiet Mode)
- Recharge & Resume: Yes

## App Features

- Real-Time Tracking: Yes
- Multi-Floor Mapping: Yes
- Scheduled Cleaning: Yes
- Virtual Walls: Yes
- No-Go Zones: Yes
- Zone Cleaning: Yes

# // Specifications

## Physical

- Product Dimensions:

Robot Vacuum: 342.2 × 341.8 × 78 mm (13.5 × 13.5 × 3.1 in)

- Package Contents:

Robot Vacuum Cleaner ×1

Charging Base ×1

Power Adapter ×1

Mop Cloth Mount ×1

Washable Mop Cloth ×2

Side Brush ×4

HEPA Filter ×2

Cleaning Brush ×1

User Manual

## Others

- Wireless Connection:

IEEE 802.11 b/g/n, 2.4 GHz band only;

Bluetooth 4.2 (only for onboarding)

- Rated Input Voltage: 100-240 VAC, 50/60 Hz

- Max Charging Power Consumption: 11.4 W (DC19 V 0.6 A)

- Max Working Power Consumption:

Robot Vacuum: 30 W

- Works with Google Home: Yes

- Works with Amazon Alexa: Yes

<sup>†</sup>Based on internal testing carried out by the manufacturer, using quiet vacuuming mode. Actual results may vary according to the working status.

<sup>‡</sup>Based on internal testing carried out by the manufacturer, using low water flow with a full battery. Actual results may vary according to the home environment. It is recommended to mop with Tapo Robot Vacuum Foamless Hard-Surface Floor Cleaner.

Specifications are subject to change without notice. All brands and product names are trademarks or registered trademarks of their respective holders.

@2023 TP-Link