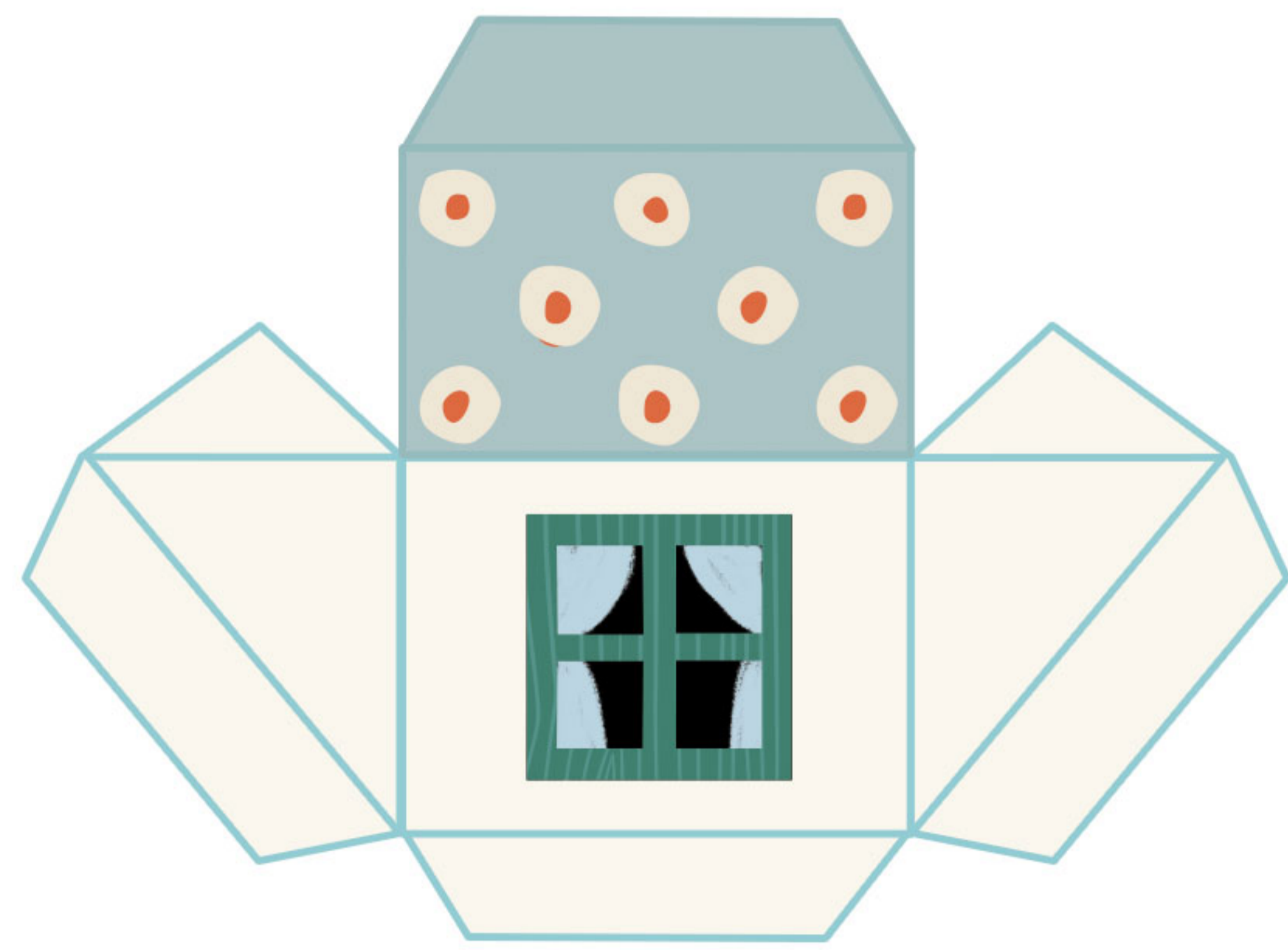




LITTLE HOUSE ORNAMENT
by Delphine Doreau



Glue floss here before closing the house.



1. Cut out and fold.
2. Glue the trees together.
3. Open the closed windows.
4. Glue the house except for the roof.
5. Glue the tree inside so you can see it from the windows.
6. Glue a piece of floss to the roof before closing it.
7. Attach the cloud.
8. Make a cute bow and hang somewhere pretty!



This house is a simpler and more difficult to construct version of the precut ones I designed for my book

“My Town”

They are copyrighted and this one is too. Personal use only, thanks!

Check for more at :
<http://del4yo.squarespace.com>