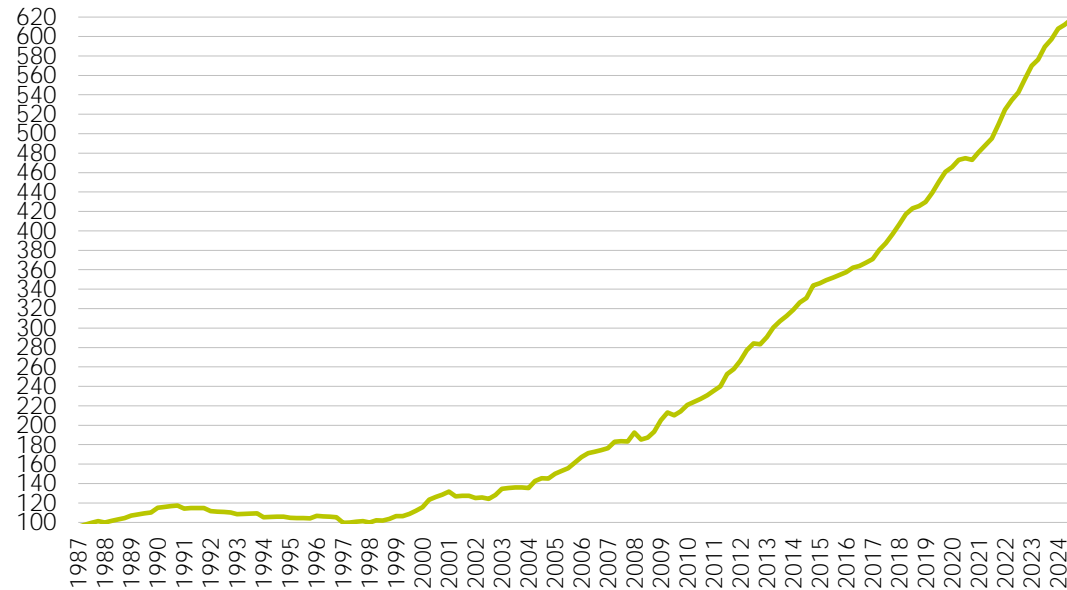


# FACTSHEET - SI INVESTMENT TR

MARKET DATA		SI INVESTMENT TR
Last Index		617.57
Transactions	7043 Trades, 7570 SPB	
Date		30.06.2024
Previous Quarter		612.06
YTD Change		1.55%
1 Year Change (annualized)		4.76%
2 Year Change (annualized)		6.71%
3 Year Change (annualized)		7.65%
5 Year Change (annualized)		6.50%
7 Year Change (annualized)		6.89%
9 Year Change (annualized)		6.46%
1 Year Low		597.23/3Q23
2 Year Low		556.55/3Q22
3 Year Low		509.77/3Q21
5 Year Low		460.80/3Q19
7 Year Low		396.65/3Q17
9 Year Low		354.69/3Q15
1 Year High		617.57/2Q24
2 Year High		617.57/2Q24
3 Year High		617.57/2Q24
3 Year Volatility (annualized)		1.55%
5 Year Volatility (annualized)		1.68%
7 Year Volatility (annualized)		1.66%
9 Year Volatility (annualized)		1.62%
Dividend Yield (NCF Return)		2.90%

STATIC DATA	
Valor Symbol/Number	IREALC / 3053240
ISIN	CH0030532409
Shortname	SI Investment TR
Longname	SWX IAZI Investment Real Estate Performance Index
Index type	Performance Index
Currency	CHF
Geographical Area	CH
Industry Sector	Real Estate
Security type	Direct Investment Properties

## SWX IAZI INVESTMENT REAL ESTATE PERFORMANCE INDEX



# FACTSHEET - SI INVESTMENT PR

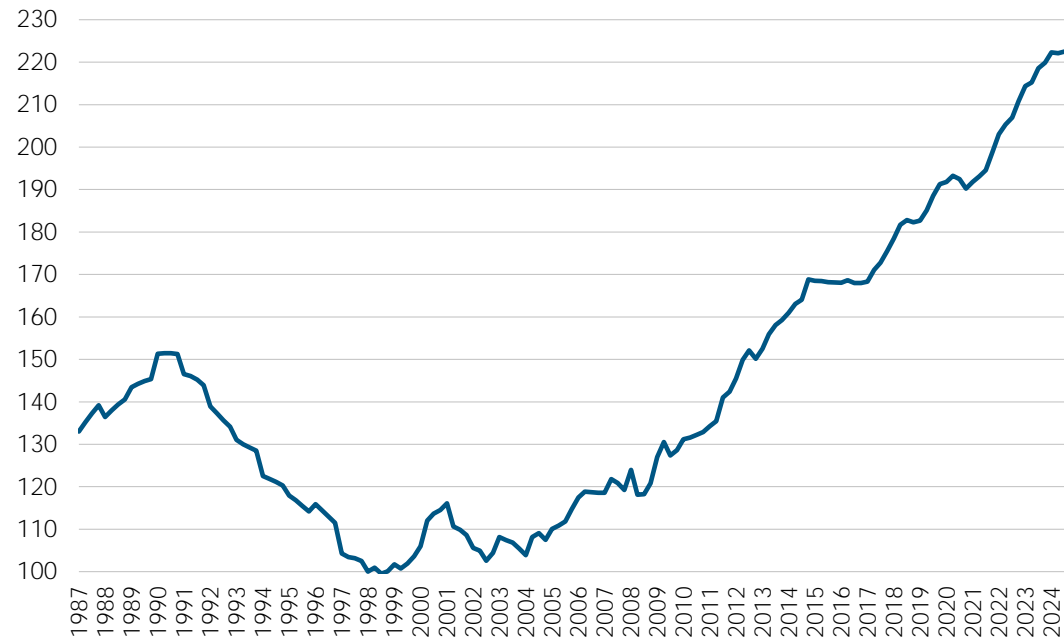
## MARKET DATA SI INVESTMENT PR

Last Index	222.51
Transactions	7043 Trades
Date	30.06.2024
Previous Quarter	222.12
YTD Change	0.09%
1 Year Change (annualized)	1.81%
2 Year Change (annualized)	3.70%
3 Year Change (annualized)	4.58%
5 Year Change (annualized)	3.37%
7 Year Change (annualized)	3.68%
9 Year Change (annualized)	3.16%
1 Year Low	219.86/3Q23
2 Year Low	210.83/3Q22
3 Year Low	198.80/3Q21
5 Year Low	190.24/3Q20
7 Year Low	175.54/3Q17
9 Year Low	167.99/2Q16
1 Year High	222.51/2Q24
2 Year High	222.51/2Q24
3 Year High	222.51/2Q24
3 Year Volatility (annualized)	1.53%
5 Year Volatility (annualized)	1.70%
7 Year Volatility (annualized)	1.66%
9 Year Volatility (annualized)	1.65%
Dividend Yield (NCF Return)	2.90%

## STATIC DATA

Valor Symbol/Number	IREAL / 3053239
ISIN	CH0030532391
Shortname	SI Investment PR
Longname	SWX IAZI Investment Real Estate Price Index
Index type	Price Index
Currency	CHF
Geographical Area	CH
Industry Sector	Real Estate
Security type	Direct Investment Properties

### SWX IAZI INVESTMENT REAL ESTATE PRICE INDEX



# FACTSHEET - SI PRIVATE PR

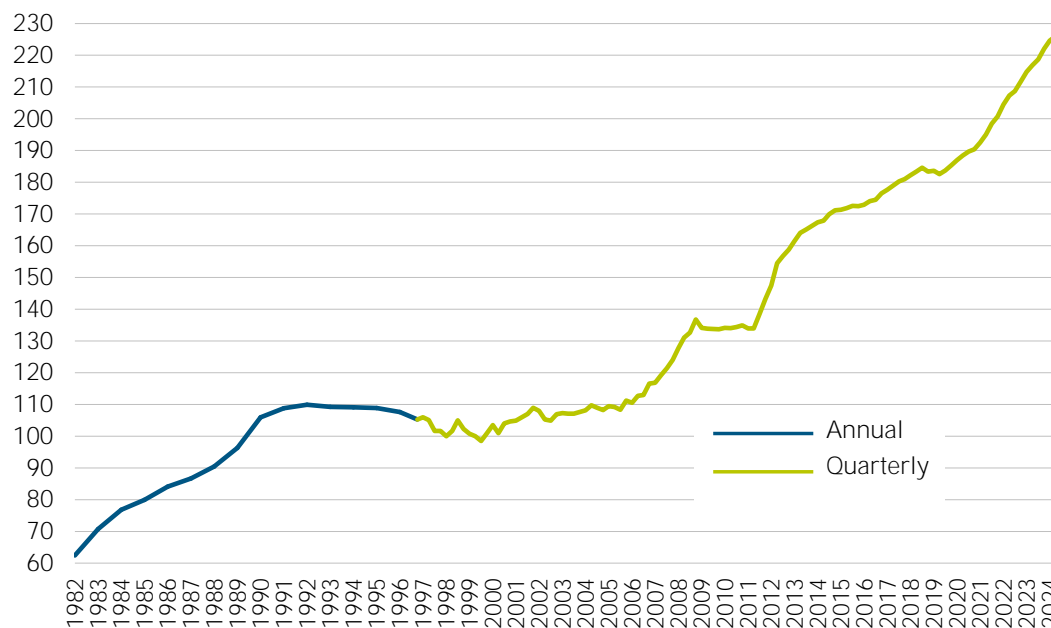
## MARKET DATA SI PRIVATE PR

Last Index	228.55
Transactions	99956 Trades
Date	30.06.2024
Previous Quarter	225.97
YTD Change	1.75%
1 Year Change (annualized)	4.51%
2 Year Change (annualized)	4.64%
3 Year Change (annualized)	4.82%
5 Year Change (annualized)	4.47%
7 Year Change (annualized)	3.45%
9 Year Change (annualized)	3.17%
1 Year Low	222.05/3Q23
2 Year Low	211.72/3Q22
3 Year Low	200.77/3Q21
5 Year Low	185.27/3Q19
7 Year Low	180.95/3Q17
9 Year Low	172.51/3Q15
1 Year High	228.55/2Q24
2 Year High	228.55/2Q24
3 Year High	228.55/2Q24
3 Year Volatility (annualized)	0.73%
5 Year Volatility (annualized)	0.78%
7 Year Volatility (annualized)	1.18%
9 Year Volatility (annualized)	1.12%

## STATIC DATA

Valor Symbol/Number	PREAL / 3053234
ISIN	CH0030532342
Shortname	SI Private PR
Longname	SWX IAZI Private Real Estate Price Index
Index type	Price Index
Currency	CHF
Geographical Area	CH
Industry Sector	Real Estate
Security type	Private Properties

### SWX IAZI PRIVATE REAL ESTATE PRICE INDEX

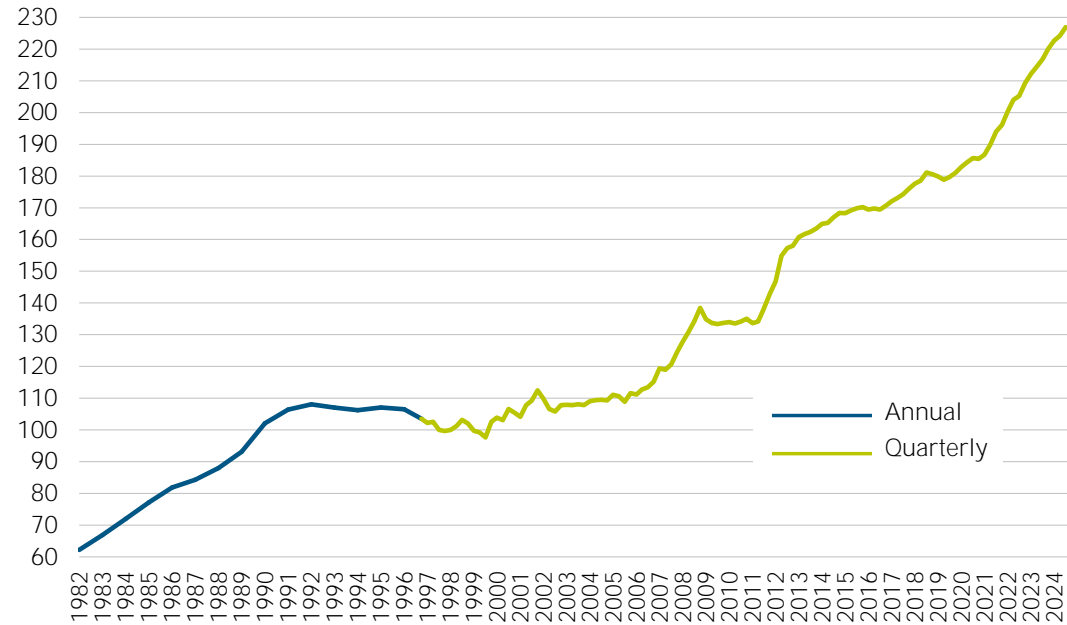


# FACTSHEET - SI PRIVATE HOUSE PR

MARKET DATA		SI PRIVATE HOUSE PR
Last Index		226.90
Transactions	42067 Trades	
Date		30.06.2024
Previous Quarter		224.23
YTD Change		1.94%
1 Year Change (annualized)		4.64%
2 Year Change (annualized)		5.14%
3 Year Change (annualized)		5.36%
5 Year Change (annualized)		4.77%
7 Year Change (annualized)		3.84%
9 Year Change (annualized)		3.27%
1 Year Low		220.08/3Q23
2 Year Low		209.31/3Q22
3 Year Low		196.12/3Q21
5 Year Low		180.99/3Q19
7 Year Low		176.05/3Q17
9 Year Low		169.42/4Q15
1 Year High		226.90/2Q24
2 Year High		226.90/2Q24
3 Year High		226.90/2Q24
3 Year Volatility (annualized)		0.95%
5 Year Volatility (annualized)		1.17%
7 Year Volatility (annualized)		1.43%
9 Year Volatility (annualized)		1.43%

STATIC DATA	
Valor Symbol/Number	PHOUSE / 3053237
ISIN	CH0030532375
Shortname	SI Private House PR
Longname	SWX IAZI Private House Price Index
Index type	Price Index
Currency	CHF
Geographical Area	CH
Industry Sector	Real Estate
Security type	Private Houses

## SWX IAZI PRIVATE HOUSE PRICE INDEX



# FACTSHEET - SI CONDOMINIUM PR

MARKET DATA		SI CONDOMINIUM PR
Last Index		231.05
Transactions	57889 Trades	
Date	30.06.2024	
Previous Quarter	228.59	
YTD Change	1.51%	
1 Year Change (annualized)	4.34%	
2 Year Change (annualized)	3.97%	
3 Year Change (annualized)	4.19%	
5 Year Change (annualized)	4.13%	
7 Year Change (annualized)	3.03%	
9 Year Change (annualized)	3.06%	
1 Year Low	224.98/3Q23	
2 Year Low	215.23/3Q22	
3 Year Low	206.92/3Q21	
5 Year Low	190.73/3Q19	
7 Year Low	187.14/3Q17	
9 Year Low	175.83/3Q15	
1 Year High	231.05/2Q24	
2 Year High	231.05/2Q24	
3 Year High	231.05/2Q24	
3 Year Volatility (annualized)	0.77%	
5 Year Volatility (annualized)	0.67%	
7 Year Volatility (annualized)	1.23%	
9 Year Volatility (annualized)	1.18%	

STATIC DATA	
Valor Symbol/Number	COND / 3053238
ISIN	CH0030532383
Shortname	SI Condominium PR
Longname	SWX IAZI Condominium Price Index
Index type	Price Index
Currency	CHF
Geographical Area	CH
Industry Sector	Real Estate
Security type	Condominiums

## SWX IAZI CONDOMINIUM PRICE INDEX

