

Selecting the right Chromebook for your school, staff and students



This document walks you through four steps to help you choose the right Chromebook:

1

Identify the primary use case, or how the device will be used.

2

Map out the device specifications required for these use cases.


3

Make recommendations for devices that meet these needs.

4

Compare across the device ecosystem and find the right device.

Finding the right Chromebook



Basic Classroom Use

Shared student devices

Web browsing
Email
Google Workspace or browser based classwork
Assignments and testing

Recommended software/apps

Google Workspace [for Education](#)

Minimum system requirements

RAM: 4GB



Learning Anywhere

Classroom and distance learning devices

Supports multiple browser tabs, Google Workspace, **concurrently** with video conferencing with 49+ participants

Recommended software/apps

Google Workspace [for Education](#)
Google [Meet/Classroom](#)
[Zoom](#)

Minimum system requirements

RAM: 4GB

CPU:

- Intel: N4020 /4100 /4120 /4500 /5000 /5100/6000
- AMD: 3015Ce/Athlon Silver 3050C/Athlon Gold 3150C
- MTK: 8183, 8192
- QC: 7c



Advanced Use

Teachers, staff, higher education, high school devices

Recommended for heavy workloads including content creation/editing, coding, running apps in virtualized environments

Supports heavy multitasking (large video calls with 49+ participants, multiple browser tabs, Google Workspace, external monitors/displays)

Recommended software/apps

VC/Comms: Google [Meet/Classroom](#), [Zoom](#), Cisco Webex, RingCentral, Slack and [more](#)

VDI: Itopia, Citrix, VMware, Parallels

Coding: Linux

Print: Papercut, Canon, HP Print, PrinterLogic, Ricoh

Productivity: Google Workspace [for Education](#)

Minimum system requirements

RAM: 8GB

CPU:

- Intel: Fan - i3, i5, i7, Fanless - i5*, i7
- AMD: Ryzen 3, 5, 7

*Fanless i3 devices can support select use cases such as VDI

Finding the right device

In the following pages you can find a list of devices organized by manufacturer. The tables above should help you identify the specifications your customer needs. Find the right device that matches their required specs and suits their needs.

Some configurations may only be available in select markets. Please contact your OEM representative regarding the availability of specific devices and configurations. We will update with additional devices twice per year.

Devices marked in more advanced segments can be leveraged for those in more basic segments, but not vice versa. Example - Devices marked for Advanced Use will be able to handle all the workloads in the segments below (i.e. Learning Anywhere, Basic Classroom) e.g., large video calls concurrently with other advanced use cases such as virtualization, coding. However, the devices marked as 'Basic Classroom Use' may not be able to optimally support large video calls with 15+ participants.



AUE: Auto update expiration

You can find information about Auto update expiration for your devices [here](#).



Zero-touch enrollment

For the most updated list of devices enabled for zero-touch enrollment, reference [here](#)



Virtualization

ChromeOS partners with desktop and app virtualization solutions that expand what you can do on Chromebooks. Check out their sites to learn more: [Itopia](#), [Parallels](#), [Cameyo](#)




Connected devices

Devices with WiFi6/LTE/5G SKUs have been color coded

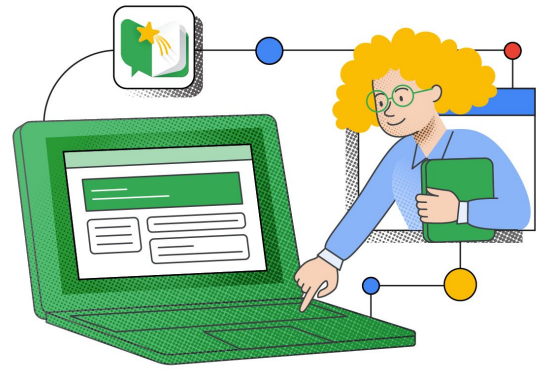


Supported peripherals

[Works With Chromebook](#) is a peripherals certification program ensuring compatibility across all makes of Chromebook devices. [Here](#) is the list of certified peripherals across various categories including Headsets, webcams, mice, external storage, cables & adapters, wall chargers and others.



Expand educational possibilities with the Screencast app and cast moderator



Screencast

Easily record, share, and view transcribed videos with the **Screencast app** built into ChromeOS*, and create a library of recorded lessons students can watch from home.

- Record and narrate lessons, even enhance them while recording by trimming text or adding handwritten notes with a touchscreen or [stylus](#)
- Automatically save recorded lessons to Google Drive – even create a link for anyone in your school's domain for easy and secure shareability
- Flip the traditional classroom model by recording a lesson ahead of time and assigning it to students as homework
- Provide a more inclusive learning experience with automatic translation of recorded transcripts into other languages

Cast Moderator


Inspire students to share their ideas on the big screen – while always staying in control of who's casting in your classroom – with **cast moderator**.

- Keep class on track by controlling who's casting and quickly turn off a cast with the click of a remote - not to mention wirelessly for classroom flexibility.
- Enable classes to securely cast with a 6-digit access code that refreshes each time a cast begins and for educator's cast receiver saves the code automatically to limit the times they need to enter the casting code.
- Encourage students to share ideas by inviting them to cast to show how they solved an algebra problem or present a report right from their Chromebook

Better together

Screencast app and **cast moderator** work together seamlessly to let educators and students wirelessly share their screens right from their Chromebooks – with robust moderation features for educators. Control who's presenting to the big screen and turn off screencasting with the click of a button.

As you control the classroom casting experience, you can record, narrate, and transcribe your lessons, even draw or write on your screen as you record using a touchscreen or stylus to diagram or highlight key concepts.



*Available with ChromeOS M103 higher





Basic Classroom Use

CB 311 (C733/C733U/C733T) [N4000, 4GB]			
CB 314 (C933/C933T/C933TL/C933LT) [N4000, 4GB]			
CB Spin 511 (R752/R752T/R752TN) [N4000, 4/8GB]			

Learning Anywhere

CB 712 (C871, C871T) [CM5205/ PMD6405U, 4GB]		Yellow	
CB 311 (C733/U/T) [N4020/4100/4120, 4GB]			
CB 311 (C722/T) [MTK8183, 4GB]			
CB 314 (C933, C933T, C933L, C933LT) [N4020/4120/PQCN5030/N4500/N5100, 4/8GB]			Green
CB 314 (C934/C934T) [4500/5100/PQCN6000, 4/8GB]		Yellow	
CB 314 (C922) [MT8183, 4GB]			
CB 511 (C741/L/LT) [SC7180/7c, 4GB]			Green
CB 512 (C852/C852T0 [N4500, 5100], 4/8GB)		Yellow	
CB 511 (C734, C734T) [N4500,5100, 4/8GB]		Yellow	
CB Spin 511 (R752T/TN) [N4020/4120, 4/8GB]			
CB Spin 511 (R753T/TN) [N4500/5100, 4/8GB]		Yellow	
CB Spin 512 (R851TN, R852T/TN) [N4020/4120/PQCN5030, 4/8GB]			
CB Spin 512 (R853TA/TNA) [N4500/5100/PQCN6000, 4/8GB]		Yellow	
CB Spin 513 (R841T/LT) [SC7180, 4/8GB]			
CB Spin 311 (R722T) [MT 8183, 4GB]		Yellow	
CB Spin 314 [N4500,5100,6000, 4/8GB]		Yellow	
CB Tab 510 [Qualcomm, 4GB]		Yellow	

Advanced Use

CB 712 (C871/T) [i3, 8GB]		Yellow	
CB Spin 713 (CP713-2W/-3W) [i3/i5/i7, 8/16GB]		Yellow	
CB Spin 514 (CP514-1W/-1WH) [R3/R5/R7, 8/16GB]			
CB Spin 514 (CP514-3WH) [R3/R5/R7, 8/16GB]			
CB Spin 714 (CP714-1WN) [i3/i5/i7, 8/16GB]			
Chromebox CX14 [i3/i5/i7, 8/16GB]			
CB 514 (CB514-1W/-1WT) [i3/i5, 8GB]		Yellow	
Spin 514 (CP514-2H) [i3/i5, 8GB/16GB]		Yellow	
CB515 (CB515-1W/-1WT) [i3/ i5/ i7, 8GB/16GB]		Yellow	

KEY Devices that have WiFi6 enabled SKU Devices that have an LTE/5G SKU Automatic update expiration date of June 2026

Some configurations may only be available in select markets. Please contact your OEM representative regarding the availability of specific devices and configurations. We will update with additional devices as they launch.

Basic Classroom Use

Chromebox 4 [Celeron, 4/8GB]			
------------------------------	--	--	--

Learning Anywhere

C204 [11.6", Clamshell - N4020, 4GB]			
C214 [11.6", Flip N4020, 4GB]			
CR1 (CR110C) [11.6", Clamshell N4500,N5100,N6000, 4/8GB]		Optional	
CR1 (CR1100F) [11.6", Flip N4500,N5100,N6000, 4/8GB]		Optional	
CZ1000 [10.1" Tablet MTK8183,4GB]			
CX1 (CX1101C) [11.6", Clamshell N4020, 4GB]			
CM1 (CM1400F) [14", Flip 3015CE, 4/8GB]			
C424 [14", Clamshell N4020, 4GB]			
CX1 (CX1400C, CX1500C, CX1700C) [14"/15.6"/17.3", Clamshell N4500, N5100, N6000, 4/8GB]			
CX1 (CX1400F, CX1500F) [14"/15.6", Flip N4500, N5100, N6000, 4/8/16GB]			
CM3000 [10.5", Tablet MTK8183,4GB]			
CM3 (CM3200) [12", Flip MTK8192, 4GB]			
C425 [14", Clamshell Fanless i3, 4/8GB]			
C433 [14", Flip Fanless i3, 4GB]			
C434 [14", Flip Fanless i3, 4GB]			
CX3 (CX3400) [14", Flip Fan i3, 4GB]			
CM5 (CM5500) [15.6", Flip R3/5, 4GB]			

Advanced Use

C433 [14", Flip Fanless i5, 8GB]			
C434 [14", Flip Fanless i5, 8GB]			
CX3 (CX3400) [14", Flip i3/i5/i7, 8/16GB]			
CX5 (CX5601, CX5500, CX5400) [16" / 15.6" / 14" , Flip i5/i7, 8/16GB]			
CX9 (CX9400) [14", Clamshell i3/i5/i7, 8/16GB]			
CM5 (CM5500) [15.6" Flip R5, 8GB]			
Chromebox 4 [i3/i5/i7, 8/16GB]			

KEY Devices that have WiFi6 enabled SKU Devices that have an LTE/5G SKU Automatic update expiration date of June 2026

Some configurations may only be available in select markets. Please contact your OEM representative regarding the availability of specific devices and configurations. We will update with additional devices as they launch.



Basic Classroom Use

None

Learning Anywhere

Dell Chromebook 3100 [N4020, 4GB]

Dell Chromebook 3100 2-in-1 [N4020, 4/8GB]

Dell Chromebook 3110 [N4500, 4/8GB]

Dell Chromebook 3110 (2 in 1) [N4500, 4/8GB]

Latitude 5400 [Celeron 4305U, 4GB]

Latitude 5400 [i3, 4GB]

Latitude 5400 [i5, 4GB]

Advanced Use

Latitude 5400 [i7, 8GB]

Latitude 7410 [i3/i5/i7, 8/16GB]

KEY Devices that have WiFi6 enabled SKU Devices that have an LTE/5G SKU Automatic update expiration date of August 2026

Some configurations may only be available in select markets. Please contact your OEM representative regarding the availability of specific devices and configurations. We will update with additional devices as they launch.



Basic Classroom Use

CB 11A G8 EE [A4/6, 4/8GB]				
CB 14A G5 [A4/6, 4/8GB]				

Learning Anywhere

CB 11 G8 [N4020/N4120, 4/8GB]				
CB 11 G9 [N5100, 4/8GB]		WiFi6		
CB 11 MK G9 [MT8183, 4/8GB]				
CB 14 G6 [N4020/N4120, 4/8GB]				
CB 14 G7 [N5100, 4/8GB]		WiFi6		
CB X360 11 G3 [N4120, 4/8GB]				
CB X360 11 MK G3 [MT8183, 4/8GB]				
CB X360 11 G4 [N5100, 4/8GB]		WiFi6		
Fortis 14 G10 [N4500/5100/6000, 4/8GB]		WiFi6	LTE/5G	
Fortis 11 G9 Q [QC, 4/8GB]			LTE/5G	
Elite c640 G3 Chromebook [Pentium, 8GB]		WiFi6	LTE/5G	

Advanced Use

Elite c1030 [i3/i5/i7, 8/16GB]		WiFi6	LTE/5G	
Pro c640 G2 [i3/5/7, Celeron, Pentium, 8/16GB]		WiFi6	LTE/5G	
Elite c640 G3 Chromebook [i3/5/7, Celeron, Pentium, 8/16GB]		WiFi6	LTE/5G	
Elite c645 G2 Chromebook [Ryzen 3/5/7, 8/16GB]		WiFi6	LTE/5G	
Chromebox G3 [i3/i5/i7, 8/16GB]		WiFi6		
Elite Dragonfly [i3/i5/i7, 8/16/32GB]		WiFi6	LTE/5G	

KEY Devices that have WiFi6 enabled SKU Devices that have an LTE/5G SKU Automatic update expiration date of June 2026

Some configurations may only be available in select markets. Please contact your OEM representative regarding the availability of specific devices and configurations. We will update with additional devices as they launch.

Basic Classroom Use

None

Learning Anywhere

Chromebook 4/4+ [N4020, 4/6GB]

Galaxy Chromebook 2 [Celeron, 8GB]

Galaxy Chromebook Go [N4500, 4/8GB]

Galaxy Chromebook 2 360 [N4500, 4/8GB]

Advanced Use


Galaxy Chromebook [i5, 8GB]

Galaxy Chromebook 2 [i3, 8GB]

KEY Devices that have WiFi6 enabled SKU Devices that have an LTE/5G SKU Automatic update expiration date of June 2026

Some configurations may only be available in select markets. Please contact your OEM representative regarding the availability of specific devices and configurations. We will update with additional devices as they launch.

How to make video-conferencing work better on Basic Classroom Devices



While not all devices are [recommended](#) for distance learning, we recognize there are situations where devices not recommended will need to be used for distance learning. This guide provides resources for understanding which devices those are and how to make sure that students and teachers have the tools to get the most out of these devices when they need to be used for video conferencing.

How can I tell if I have a Basic Classroom Device?

In order to find out which type of ChromeOS device you have, please refer to our device-selection [guide](#) where you'll see a detailed view of all our Education device types and capabilities.

What can I do to improve my video call performance?



On video-call apps like Meet & Zoom we recommend the following


- Livestream instead of joining live to improve device performance
 - To keep things interactive, you can use Slides Q&A for engagement while livestreaming. Or, pre-record a lesson and then send it out afterwards ([Meet](#)) ([Zoom](#))
- Virtual backgrounds are fun, but they consume significant CPU. Turning off virtual backgrounds will help improve video performance, especially in larger meetings ([Meet](#)) ([Zoom](#))
- If device performance is still not acceptable, consider asking users to turn their camera off temporarily ([Meet](#)) ([Zoom](#))
- If needed, you can also ask Admins to restrict virtual backgrounds ([Meet](#)) ([Zoom](#))



On your Chromebook

- [Update to the latest version of ChromeOS](#)
 - Go to **chrome://version** and check the device listed as part of the “Firmware Version”
- Reduce the number of open tabs and apps (especially videos/games) to avoid spreading your CPU usage. You should see incremental improvement as you close additional tabs.
- [Toggle off Chrome Extensions](#), especially those that interact with Google Meet
- Internet/Connectivity & Bandwidth:
 - Your home internet might not be as reliable as you think. Cable internet can get slowed down by other users (entertainment streaming, etc.).
 - Run a [speed test](#) to make sure your internet is stable. Make sure you have at least 3.2 Mbps uplink and downlink
- Limit Meet bandwidth usage for users in a specific organizational unit by setting the [default video quality in Google Admin console](#).

How to make video-conferencing work better on Basic Classroom Devices



Devices/
Miscellaneous tips

- If possible, [upgrade to a Learning Anywhere device](#)
- Ventilation - use your Chromebook on a hard surface like a desk or countertop to keep it well ventilated, especially if you have a fanless device. Your Chromebook's performance may degrade if it overheats. Cushioned surfaces, like a sofa or pillow, keep heat in and prevent the Chromebook from cooling off.
- Charging - as much as possible, avoid charging the laptop while you are in a video call (this can also affect device temperature since charging the battery generates heat, which may lead to additional performance impact).



Additional help
for families

- The [Guardian's Guide to Google Meet](#) contains an overview of this specific tool, why it was chosen, and how students use it.
- The Teacher Center has the [Tech Toolkit](#) for educators to use in understanding how to use Google tools to communicate more effectively with families.
- [Tech toolkit video for families and guardians: Google Meet](#) - Google Innovator and GEG leader, Lesleigh Altmann, walks through Google Meet and what Families and Guardians need to know.
- For more information about Meet and the work we're doing to help families, parents, and guardians, please visit our blogs outlined below:
 - [A guide to Google Meet for parents and guardians](#)
 - [How we're improving Meet's performance on Chromebooks](#)

