


Delicacy Doily

By

Linda S Davies © 2013



Materials:

Perle cotton size 12, two shuttles.

Method:

Wind both shuttles CTM

Row 1:

R1 3 - 3 - 3 - 3 cl, RW

*Ch1 3 - 3 - 3 - 3, RW

R2 3 + (j to last p of R1) 3 - 3 - 3 cl, RW

Rep from * until 7 chains and 8 rings have been made joining last p of R8 to first p of R1

Ch8 SC 3 - 3 / 3 - 3 DNRW

Row 2:

Ch1 3 - 3 - 3 - 3 - 3 - 3, j to centre p of next chain on previous row

Rep Ch1 all round making CH8 a SC of 3 - 3 - 3 / 3 - 3 - 3 DNRW

Row 3:

Ch1 3 - 3 - 3 - 3 - 3 - 3 - 3 - 3, to centre p of next chain on previous row

Rep Ch1 all round making CH8 a SC of 3 - 3 - 3 - 3 / 3 - 3 - 3 - 3 DNRW

Rep Ch1 all round making CH8 a SC of 3 - 3 - 3 - 3 / 3 - 3 - 3 - 3 DNRW

Row 4:

Ch1 3 - 3 - 3 - 3 - 3 - 3, RW

*R1 3 - 3 + (miss one p and j to next p of same chain on Row 3) 3 - 3 cl, DNRW

R2 3 - 3 + (j to second p of next chain on Row 3) 3 - 3 cl, RW

Ch2 3 - 3 - 3 - 3 - 3 - 3 + (miss one p and j to next p of same chain on Row 3) 3 - 3 - 3 - 3 - 3 - 3, RW

Rep from * all round making the last chain a SC of 3 - 3 - 3 / 3 - 3 - 3 DNRW

Row 5:

As Row 2

Row 6:

As Row 3 but making the last SC as follows: 3 - 3 - 3 - 3 - 3 - 3 / 3 - 3, RW

Row 7:

R1 SR 3 - 3 / 3 - 3 cl. DNRW

R2 3 - 3 + (j to second p of next chain on Row 6) 3 - 3 cl, RW

Ch1 3 - 3 - 3 - 3 - 3 - 3 + (miss one p and j to next p of same chain on Row 6) 3 - 3 - 3 - 3 - 3 - 3, RW

Rep from * all round making the last chain a SC of 3 - 3 - 3 / 3 - 3 - 3 DNRW

Row 8:

As Row 2

Row 9:

As Row 3 but making the last SC as follows: 3 - 3 - 3 - 3 - 3 - 3 / 3 - 3, RW

Row 10:



R1 SR 3 - 3 / 3 - 3 cl. DNRW

*R2 3 - 3 + (j to second p of next chain on Row 9) 3 - 3 cl, RW

Ch1 3 - 3 - 3 - 3 - 3 - 3 - 3 - 3, RW

R3 3 - 3 + (miss 3 p and j to next p of same chain) 3 - 3 cl

Rep from * all round making the last chain a SC as follows: 3 - 3 - 3 - 3 / 3 - 3 - 3 - 3



Row 11:

Ch1 5 - 5 - 5 - 5 - 5 - 5 - 5 - 5 - 5 - 5 j to centre p of next chain on previous row.

Rep Ch1 all round making last chain a SC as follows:-

5 - 5 - 5 - 5 - 5 - 5 - 5 - 5 / 5 - 5. RW

Row 12:

R1 SR 5 - 5 / 5 - 5 cl, DNRW

*R2 5 - 5 + (j to 2nd p of next ch on previous row) 5 - 5 cl, RW

Ch1 5 - 5 - 5 - 5, RW

R3 5 - 5 + (miss one p and j to next p of same ch) 5 - 5 cl, RW

Ch2 As Ch1, RW

R4 5 - 5 + (miss one p and j to next p of same ch) 5 - 5 cl, RW

Ch3 As Ch1

R5 5 - 5 + (miss one p and j to next p of same ch) 5 - 5 cl, RW

Rep from * all round making the last Ch a SC as follows:-

5 - 5 / 5 - 5, DNRW

Row 13:

Ch1 3 - 3 - 3 - 3 - 3 - 3 - 3 - 3 j to centre p of next chain on previous row.

Rep Ch1 all round, j to start of first chain.

Tie, cut and sew in ends.

