

# Tatted Flower Brooch

By Linda S Davies

©2015



**Materials:**


Perle cotton size 8 in main flower colour and green. Seven 3mm beads. Shuttle. Strong PVA glue. Brooch fastener.

**Method:****Centre Petals;**

Thread 6 beads onto main flower thread and fill shuttle, do not cut from ball.

- R1 Pull all 6 beads up into ring around hand.  
3—3, place all 6 beads, 3—3, cl RW
- Ch1 2—2—2—2—2—2, RW
- R2 3 + (j to prev R) 3, j bet next 2 beads, 3—3, cl RW
- Ch2 As Ch1
- R3 As R2
- Ch3 As Ch1
- R4 As R2
- Ch4 As Ch1
- R5 As R2
- Ch5 As Ch1
- R6 3 + (j to prev R) 3, j bet next 2 beads, 3 + (j to R1) 3, cl RW
- Ch6 As Ch1, j to base of R1

Tie ends, dab knot with glue, trim ends close to knot.

**Outer Petals:**

Fill shuttle with main flower colour and do not cut from ball

Round 1;

- R1 6 — (lp) 6, cl RW
- Ch 2—2—2—2—2—2. RW
- R2 6 + (j to lp) 6, cl RW
- Ch2 As Ch1
- R3 As R2
- Ch3 As Ch1
- R4 As R2 **DNRW**
- R5 As R1
- Ch4 As Ch1
- R6 As R2
- Ch5 As Ch1
- R7 As R2
- Ch6 As Ch1
- R8 As R2, RW

Join to base of R1 with shuttle thread.

Round 2

- Ch1 2—2—2—2—2—2—2—2, lj to tiny sp bet 2 chains on round 1
- Rep Ch1 all round, lj to starting point.

Round 3




- Ch1 2—2—2—2—2—2—2—2—2—2, lj to tiny sp bet 2 chains on round 2
- Rep Ch1 all round, lj to starting point.

Tie ends, dab knot with glue, trim ends close to knot.

Round 4

Fill shuttle with green thread and do not cut from ball. Lj to tiny sp bet centre chains on round 3. I use the opposite side to the finishing knot of round 3.

- Ch1 2—2—2—2—2—2—2—2—2—2—2, lj to tiny sp bet next two chains on round 3
- Ch2 2—2—2—2—2—2—2—2, lj to 5th p of next ch on round 3
- Ch3 2—2—2—2—2—2—2—2, lj to same p on round 3
- Ch4 2—2—2—2—2—2—2—2, lj to tiny sp bet next two chains on round 3
- Ch5 As Ch1
- Ch6 As Ch1





Ch7 As Ch2  
Ch8 As Ch3  
Ch9 As Ch4  
Ch10 As Ch1

Lj to starting point. Tie ends, dab knot with glue, trim ends close to knot.

**To make up:**

Glue a brooch fastener to the back of a completed set of outer petals.  
When dry, glue the centre petals to the centre front of the outer petals.  
Glue a single bead to the very centre of the flower.  
Leave to dry completely before wearing.

