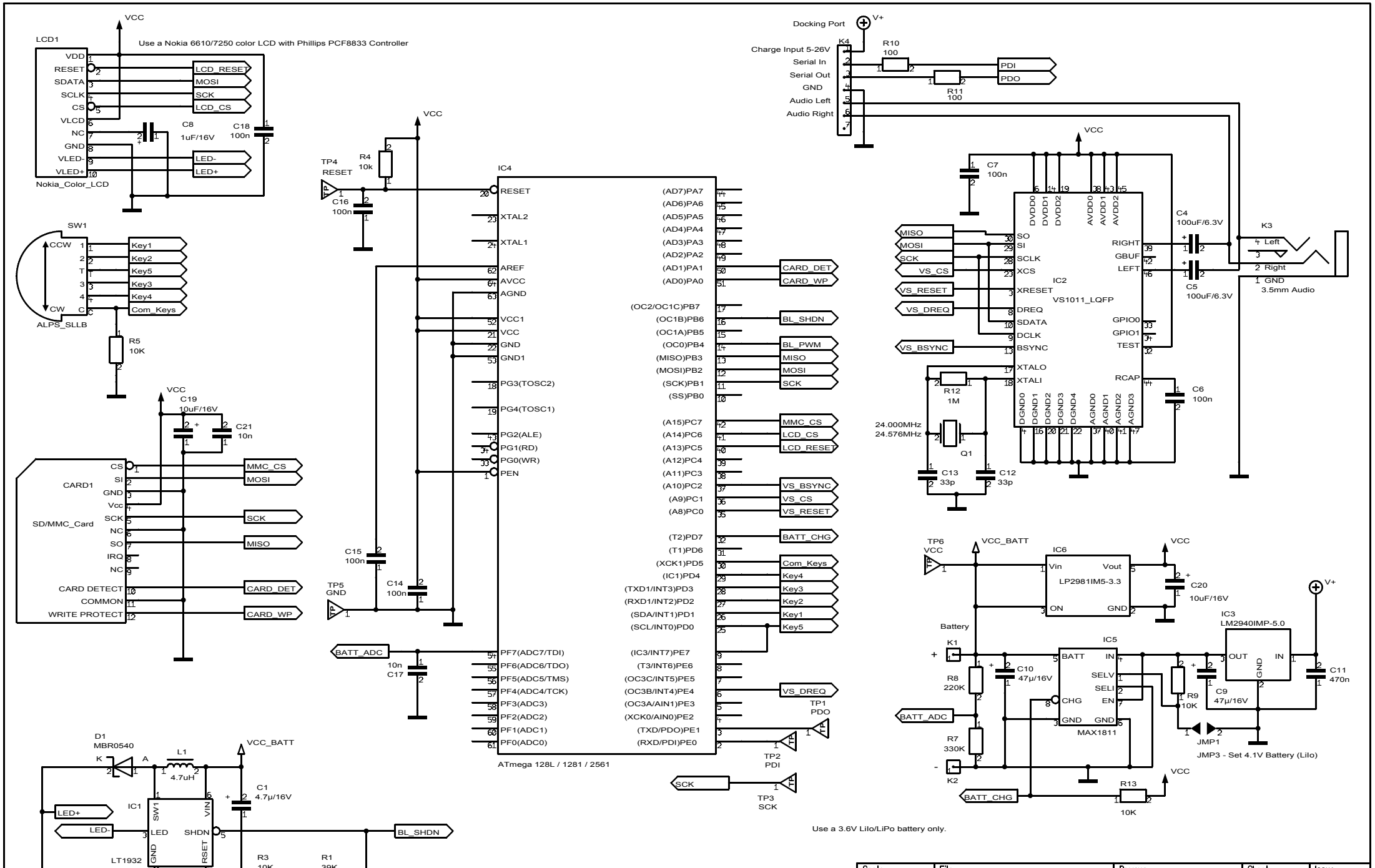
LCD1
Use a Nokia 6610/7250 color LCD with Phillips PCF8833 Controller
VDD
RESET
SDATA
SCLK
CS
VLCD
NC
GND
VLED-
VLED+
Nokia_Color_LCD
LCD_RESET
MOSI
SCK
LCD_CS
LED-
LED+
C8
1uF/16V
C18
100n
VCC
SW1
CCW
T
CW
C
ALPS_SLLB
Key1
Key2
Key5
Key3
Key4
Com_Keys
R5
10K
CARD1
SD/MMC_Card
CS
SI
GND
Vcc
SCK
NC
SO
IRQ
NC
CARD DETECT
COMMON
WRITE PROTECT
MMC_CS
MOSI
SCK
MISO
CARD_DET
CARD_WP
C19
10uF/16V
C21
10n
TP4
RESET
R4
10k
C16
100n
IC4
RESET
XTAL2
XTAL1
AREF
AVCC
AGND
VCC1
VCC
GND
GND1
PG3(TOSC2)
PG4(TOSC1)
PG2(ALE)
PG1(RD)
PG0(WR)
PEN
(AD7)PA7
(AD6)PA6
(AD5)PA5
(AD4)PA4
(AD3)PA3
(AD2)PA2
(AD1)PA1
(AD0)PA0
(OC2/OC1C)PB7
(OC1B)PB6
(OC1A)PB5
(OC0)PB4
(MISO)PB3
(MOSI)PB2
(SCK)PB1
(SS)PB0
(A15)PC7
(A14)PC6
(A13)PC5
(A12)PC4
(A11)PC3
(A10)PC2
(A9)PC1
(A8)PC0
(T2)PD7
(T1)PD6
(XCK1)PD5
(IC1)PD4
(TXD1/INT3)PD3
(RXD1/INT2)PD2
(SDA/INT1)PD1
(SCL/INT0)PD0
(IC3/INT7)PE7
(T3/INT6)PE6
(OC3C/INT5)PE5
(OC3B/INT4)PE4
(OC3A/AIN1)PE3
(XCK0/AIN0)PE2
(TXD/PDO)PE1
(RXD/PDI)PE0
PF7(ADC7/TDI)
PF6(ADC6/TDO)
PF5(ADC5/TMS)
PF4(ADC4/TCK)
PF3(ADC3)
PF2(ADC2)
PF1(ADC1)
PF0(ADC0)
CARD_DET
CARD_WP
BL_SHDN
BL_PWM
MISO
MOSI
SCK
MMC_CS
LCD_CS
LCD_RESET
VS_BSYNC
VS_CS
VS_RESET
BATT_CHG
Com_Keys
Key4
Key3
Key2
Key1
Key5
VS_DREQ
C15
100n
C14
100n
TP5
GND
BATT_ADC
10n
C17
TP1
PDO
TP2
PDI
SCK
TP3
SCK
ATmega 128L / 1281 / 2561
Docking Port
V+
K4
Charge Input 5-26V
Serial In
Serial Out
GND
Audio Left
Audio Right
R10
100
R11
100
PDI
PDO
C7
100n
IC2
VS1011_LQFP
DVDD0
DVDD1
DVDD2
AVDD0
AVDD1
AVDD2
SO
SI
SCLK
XCS
XRESET
DREQ
SDATA
DCLK
BSYNC
XTALO
XTALI
RIGHT
GBUF
LEFT
GPIO0
GPIO1
TEST
RCAP
DGND0
DGND1
DGND2
DGND3
DGND4
AGND0
AGND1
AGND2
AGND3
MISO
MOSI
SCK
VS_CS
VS_RESET
VS_DREQ
VS_BSYNC
C4
100uF/6.3V
C5
100uF/6.3V
K3
Left
Right
GND
3.5mm Audio
R12
1M
24.000MHz
24.576MHz
Q1
C13
33p
C12
33p
C6
100n
TP6
VCC
VCC_BATT
IC6
LP2981IM5-3.3
Vin
Vout
ON
GND
C20
10uF/16V
IC3
LM2940IMP-5.0
OUT
IN
GND
C11
470n
C9
47µ/16V
Battery
K1
K2
R8
220K
R7
330K
C10
47µ/16V
IC5
MAX1811
BATT
IN
SELV
SELI
CHG
EN
GND
R9
10K
JMP1
JMP3 - Set 4.1V Battery (LiIo)
BATT_ADC
BATT_CHG
R13
10K
Use a 3.6V LiIo/LiPo battery only.
D1
MBR0540
K
A
L1
4.7uH
VCC_BATT
C1
4.7µ/16V
IC1
LT1932
SW1
VIN
LED
SHDN
GND
RSET
LED+
LED-
BL_SHDN
BL_PWM
R3
10K
R1
39K
R2
1.5K
C2
100n
R6
10K
C3
1uF
Do not run the circuit without LED connected!
Scale
100,00%
File
MP3stick_v11.T3001
Drawer
Michael Wolf
Sheet
1
Issue
v11b
Last Change
31.07.06
20:19
Titel
Output
31.07.06
20:34
Company
www.mictronics.de
Project
MP3stick

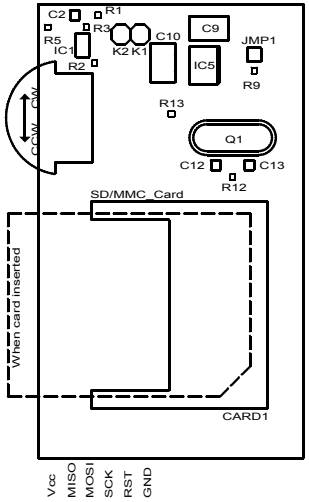
Vcc
MISO
MOSI
SCK
RST
GND
When card inserted
CCW
CW
C2
R1
R5
R3
IC1
R2
K2
K1
C10
C9
IC5
JMP1
R9
R13
Q1
C12
C13
R12
SD/MMC_Card
CARD1

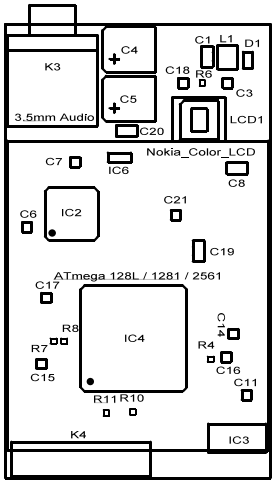
K3
3.5mm Audio
C4
C5
C20
C1
L1
D1
C18
R6
C3
LCD1
Nokia_Color_LCD
C7
IC6
C8
C6
IC2
C21
C19
ATmega 128L / 1281 / 2561
C17
R8
IC4
C14
R7
R4
C15
C16
C11
R11
R10
K4
IC3