

Enjoy hassle-free tax payment through TIN 2.0 using Canara Bank.

Canara Bank has been onboarded on TIN 2.0 portal which replaces the existing system for direct tax payment OLTAS w.e.f. 01.10.2022.

Instead of visiting OLTAS site (<https://onlineservices.tin.egov-nsdl.com/etaxnew/tdsnonotds.jsp>), Taxpayer to access the new Income Tax Portal using any of the below mentioned ways:

1. **Direct-:** Open your Web Browser and visit the link: www.incometax.gov.in/iec/foportal
2. **Through Canara Bank Internet Banking-:** Login to your Canara Bank Internet Banking→Go to Tax Center→Online Tax Payment
3. **Through Canara Bank Mobile Banking App (Canara Bank ai1)-:** Login to your Canara Bank Mobile Banking App→Under GST & Other Taxes→Online Tax Payment

Click on Register

QUICK LINKS

- e-Verify Return
- Link Aadhaar
- e-Pay Tax
- Income Tax Return (ITR) Status
- Verify Your PAN
- Know TDS Details
- Tax Calendar
- Tax Information & services
- Link Aadhaar Status
- Authenticate notice/order issued by ITD
- Know Your A0

e-Filing 2.0
The all new portal with features that make e-Filing easier for you!

Guided tour of the portal

Latest Updates

- Date: 05-Oct-2022 | News | [View](#)
FAQ's related to filing of Form 27C are available.
- Date: 04-Oct-2022 | News | [View](#)
Form 3CEB offline utility is now available for filing on...
- Date: 26-Jul-2022 | Knowledge | [View](#)
Dear ABXXXXXXXX, Don't forget to file ITR for AY 22-23 to avoid late...
- Date: 27-Jul-2022 | Knowledge | [View](#)
Dear ABXXXXXXXX, Don't forget to file ITR for AY 22-23 to avoid late...

Our Success Enablers

10,63,91,657 Individual Registered Users	5,84,96,645 No. of Returns verified (AY 22-23)
6,39,40,634 No. of returns filed (AY 22-23)	5,45,78,993 No. of verified ITRs per 100 ITR processed

Things To Know

- How to ... Videos
- Awareness Videos
- Brochures
- How to Link Aadhar to PAN? [View](#)
- Common Taxpayer Issues [View](#)
- How to E-verify return [View](#)
- Tax Audit Report (Form 3CA,3CB,3CD) [View](#)

Our Committed Taxpayers | A.Y.: 2014-20

Taxpayer Voices#ITDIndia

Enter your PAN number or TAN number and click on **Validate**.

In case of PAN:

e-Filing Income Tax
Income Tax Department, Government of India

Call Us | English | A+ A- | Do not have an account? Register

Home | **Individuals** | Company | Non-Company | Tax Professionals & Others | Download | Help

Home > Register

1 Get Started | 2 Fill Details | 3 Verify Details | 4 Secure Your Account


Register and find all your tax data in a single secure platform! * Indicates mandatory fields

Let's get started

Register as

Taxpayer **Others**

Name *



Individuals / Hindu Undivided Family / Company / Trust / Other
Authorised Signatory / Jointly Owned / Firm / Hindu Undivided
Family / Association of Persons / Partnership / Sole Proprietor
Body / Shareholder

In case of TAN:

e-Filing Income Tax
Income Tax Department, Government of India

Call Us | English | A+ A- | Do not have an account? Register

Home | **Individuals** | Company | Non-Company | Tax Professionals & Others | Download | Help

Home > Register

1 Get Started | 2 Fill Details | 3 Verify Details | 4 Secure Your Account

Register and find all your tax data in a single secure platform! * Indicates mandatory fields

Let's get started


Register as

Taxpayer **Others**

Category *

Tax Deductor and Collector

TAN of Organization *



Chartered Accountant / External Agency / Tax Deductor and Collector /
e-return Intermediary / TIN 2.0 Stakeholders

Fill in your basic and contact details and then click on **Continue**

Home » Register



Registering as - Individual

* Includes mandatory fields

Basic Details [Continue Editing](#)

Basic Details

PAN *

Last Name *

Middle Name

First Name

Date of Birth *

Gender *

Male Female Transgender

Residential Status *

Resident Non-resident

Please Note

Please provide data as per PAN. On click of "Continue" details entered will be validated with PAN.

If you have a single Name, then you can enter only 'Last Name' field.

[← Back](#)

[Continue](#)

Contact Details

Primary Mobile Number *

Primary Mobile Number belongs to *

Primary Email ID *

Primary E-Mail ID belongs to *

Landline Number

Please Note

On click of "Continue" different OTPs will be sent on Primary Mobile Number and Primary Email id for verification

Postal Address details

Country *

Flat/ Door/ Building *

Road/ Street/ Block/ Sector

Pincode *

Post Office *

Area/ Locality *

Town/City/District *

State *

[← Back](#)

[Continue](#)

Enter the **Mobile Number OTP** and **E-mail OTP**

Press **F11** to exit full screen

Home > Register



Registering as - Individual

* Indicated mandatory fields

Enter OTP

We have sent a One Time Password (OTP) in a text message (SMS) to your Primary mobile number **+91 70xxxxxx00** and primary email id **in*****79@gmail.com**

Mobile OTP *

Email OTP *

Both OTP expires in 14m 45s 3 Attempts remaining

Resend OTP (Allowed only once)

Note: You can go back and update your details if required.

Continue >

< Back



Login with your PAN Number or TAN Number (as applicable) and password and click on continue.

* Indicates mandatory fields

Login

Enter your User ID *

Other ways to access your account



Know about your User ID



PAN (Permanent Account Number)

For Individuals (Salaried employee, Senior citizen, Self-employed, NRI)

For Other Than Individuals (Company, Trust, AOP, LLP, BOI, Firm, Local Authority)



Aadhaar Number

For Individuals (Salaried employee, Senior citizen, Self-employed, NRI)



Other User ID

For Chartered Accountant, Tax Deductor and Collector, e-Return Intermediary, TIN 2.0 Stakeholders, External Agency, ITDREIN

ARCA (Authorised Representative Chartered Accountant) followed by 9-digit number

TAN (Tax Deductor & Collector)

[Show More](#)

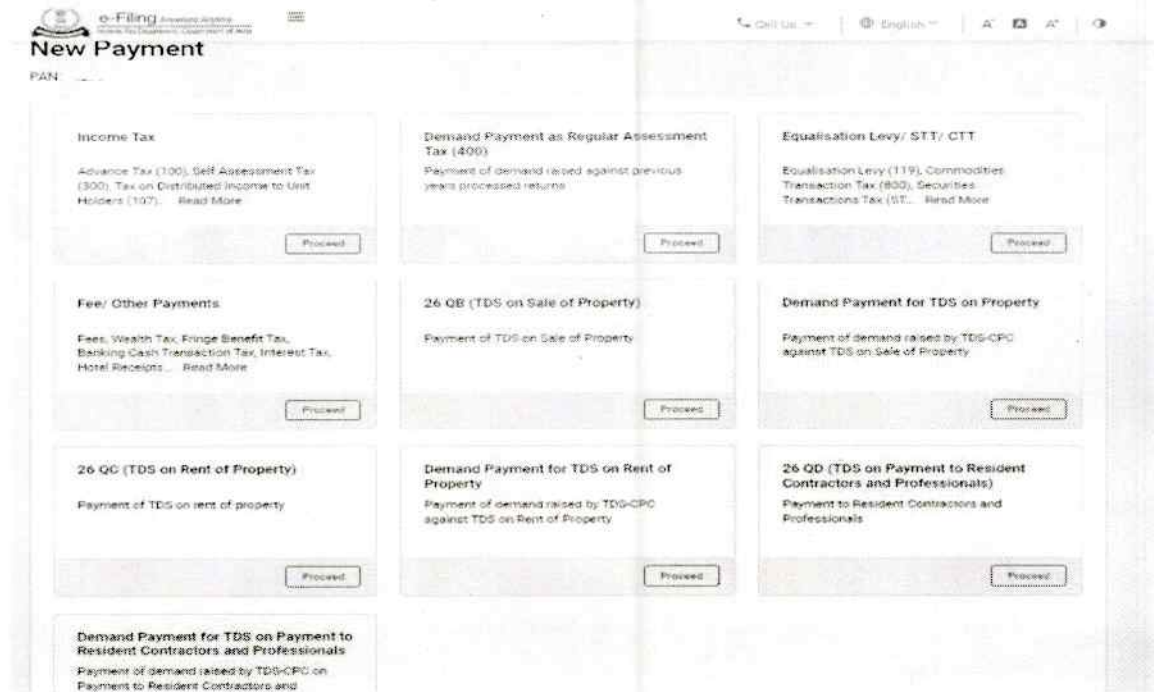
Go to [e-file](#) > [E-pay Tax](#)

The screenshot shows the e-Filing dashboard for an individual user. The top navigation bar includes 'Dashboard', 'e-File', 'Authorised Partners', 'Services', 'Pending Actions', 'Grievances', and 'Help'. The session time is 2:7:53. The main content area features a 'Welcome' message, an 'E-Pay Tax' section with a 'Submit Tax Evasion Petition Or Benami Property Holding' option, and a progress bar for the 'Assessment Year 2022-23 filing'. The progress bar shows four steps: 'Return filed on 28-Jul-2022', 'Return verified on 04-Aug-2022', 'Return processing 01-Jun-2022', and 'Processing Completion 07-Aug-2022'. A 'Demand Estimated Nil' message is also present.

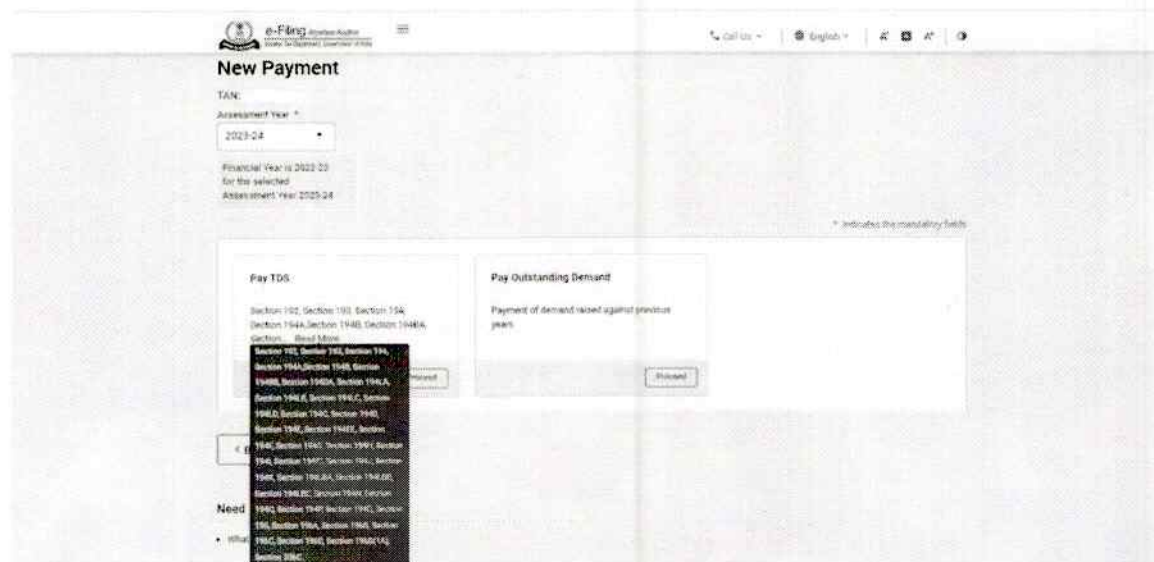
Click on the **New Payment** option

The screenshot shows the 'e-Pay Tax' page. The top navigation bar is the same as the previous screenshot. The page title is 'e-Pay Tax' and the session time is 2:9:44. A red box highlights the '+ New Payment' button. Below the button, there is a note: 'Please click on New Payment for tax payment through (i) Net Banking (ii) Debit Card (iii) Over the Counter (iv) NEFT/RTGS (v) Payment Gateway for these banks'. The page has three tabs: 'Saved Drafts', 'Generated Challans', and 'Payment History'. Below the tabs is a table with columns: 'Type of Payment', 'Assessment Year', 'Saved On', and 'Action(s)'. The table is currently empty, showing 'No Rows To Show'. At the bottom, there is a 'Go To Dashboard' button and a note: 'Note: Challans generated and remitted through e-Filing are only available in this section'.

Upon logging in with PAN Number and visiting e-file → E-Pay tax → New Payment, following screenshot is shown for payment of Income Tax, TDS on Sale of Property/Rent of Property/Payment to Resident Contractors and Professionals, Fee/Other Payments etc. and select relevant option and click on proceed.



Upon logging in with TAN Number and visiting e-file → E-Pay tax → New Payment, following screenshot is shown for payment of TDS under Sections 192,193,194 etc. after selecting relevant assessment year and then select relevant option and click on proceed.



After selecting the relevant Challan option, enter the required details and proceed.

Under Login with PAN No:

The screenshot shows the e-Filing portal interface. At the top, there is a navigation bar with 'Dashboard', 'e-File', 'Authorised Partners', 'Services', 'Pending Actions', 'Grievances', and 'Help'. The session time is 2:9:13. Below the navigation bar, a progress indicator shows three steps: 1. Add Tax Applicable Details (highlighted with a box), 2. Add Tax Break Up Details, and 3. Add Payment Details. The main heading is 'New Payment' with 'PAN:' below it. A note states '* indicates the mandatory fields'. The form contains two dropdown menus: 'Assessment Year' and 'Type of Payment (Minor Head)'. At the bottom, there are 'Back' and 'Continue' buttons. The footer includes the India.gov.in logo and copyright information for the Income Tax Department, Ministry of Finance, Government of India.

The screenshot shows the e-Filing portal interface at Step 2: Add Tax Break Up Details. The progress indicator shows Step 1 completed and Step 2 highlighted. The main heading is 'New Payment' with 'PAN:' below it. A note states '* indicates the mandatory fields'. The form contains six rows of input fields for tax components: (a) Tax, (b) Surcharge, (c) Cess, (d) Interest, (e) Penalty, and (f) Others. Each row has a rupee symbol and a numeric input field. Below these is a 'Total (a + b + c + d + e + f)' field with a rupee symbol and a 'Zero Rupees' label. At the bottom, there are 'Back', 'Save As Draft', and 'Continue' buttons. The footer includes the India.gov.in logo and copyright information for the Income Tax Department, Ministry of Finance, Government of India.

Under Login with TAN No:

New Payment
TAN: *****

Type of Payment (Minor Head)
TDS/TCS Payable by Taxpayer (200)

SEARCH KEYWORD Filter

Description	Section	Code
<input type="radio"/> Payment to Govt. Employees other than Union Government Employees	192	92A
<input type="radio"/> Payment of Employees other than Govt. Employees	192	92B
<input type="radio"/> Interest on securities	193	193
<input type="radio"/> Dividend	194	194
<input type="radio"/> Interest other than interest on securities	194A	94A

New Payment
TAN: *****

Type of Payment (Minor Head)
TDS/TCS Payable by Taxpayer (200)

Tax Applicable (Major Head)
 Other than Company Deductee - Income Tax (Other than Companies) (0021)

* Indicates the mandatory fields.

(a) Tax	₹ <input type="text" value="1"/>
(b) Surcharge	₹ <input type="text" value="0"/>
(c) Cess	₹ <input type="text" value="0"/>
(d) Interest	₹ <input type="text" value="0"/>
(e) Penalty	₹ <input type="text" value="0"/>
(f) Fee under section 234E	₹ <input type="text" value="0"/>
Total (a + b + c + d + e + f)	₹ <input type="text" value="1"/>

In words:

₹ 1
Rupees One Only

Now you will be presented with different payment options:

Net Banking | Debit Card | Pay at Bank Counter | RTGS/NEFT | Payment Gateway

The screenshot shows the 'New Payment' screen in the e-Filing system. At the top, there are three tabs: 'Add Tax Applicable Details', 'Add Tax Break Up Details', and 'Add Payment Details'. Below these is a 'Select Payment Mode' section with a dropdown menu. The main content area is titled 'New Payment' and includes a PAN field. Below this is a horizontal menu with five options: 'Net Banking', 'Debit Card', 'Pay at Bank Counter', 'RTGS/NEFT', and 'Payment Gateway'. The 'Net Banking' option is selected. A text box below the menu states: 'Taxpayers having bank account with an Authorised Bank can use this mode for payment. No transaction charge/fee is applicable for making tax payment through this mode.' Below this text are seven radio button options for banks: Canara Bank (selected), Karur Vysya Bank, Indian Overseas Bank, Federal Bank, Kotak Mahindra Bank, Bank of India, and Bank of Maharashtra. A note at the bottom of the menu area says: 'Can't find your bank? This net banking mode is for Authorized banks only. For other banks please use Payment Gateway or RTGS/NEFT option.' At the bottom of the screen are three buttons: '< Back', 'Save As Draft', and 'Continue >'.

For Canara Bank Customers:

For your convenience, **Canara Bank is enabled for all the above-mentioned payment modes. All Canara Bank Branches are designated to collect Direct Taxes under TIN 2.0**

Pay by Canara Bank Internet Banking:

- Select the **Canara Bank** option and click on **Continue**

The screenshot shows the 'New Payment' interface on the e-Filing portal. At the top, there are links for 'Add Tax Applicable Details', 'Add Tax Break Up Details', and 'Add Payment Details'. Below these is a 'Select Payment Mode' section with a dropdown menu. The main section is titled 'New Payment' and includes a 'PAN' field. A note states '* Indicates the mandatory fields'. The 'Payment Mode' section has tabs for 'Net Banking', 'Debit Card', 'Pay at Bank Counter', 'RTGS/NEFT', and 'Payment Gateway'. Under 'Net Banking', a message reads: 'Taxpayers having bank account with an Authorized Bank can use this mode for payment. No transaction charge/fee is applicable for making tax payment through this mode.' Below this, several banks are listed with radio buttons: Canara Bank (selected), Karur Vysya Bank, Indian Overseas Bank, Federal Bank, Kotak Mahindra Bank, Bank of India, and Bank of Maharashtra. A note at the bottom says: 'Can't find your bank? This net banking mode is for Authorized banks only. For other banks please use Payment Gateway or RTGS/NEFT option.' At the bottom of the form are buttons for '< Back', 'Save As Draft', and 'Continue >'.

The screenshot shows the 'Preview' screen of the e-Filing portal. The browser tabs include 'e-portal.incometax.gov.in', 'Dashboard Income Tax Portal', 'SAR Login', and 'Canara Bank'. The page title is 'Preview' and it shows a total amount of ₹ 681. The 'Payment Details' section includes:


Assessment Year:	2022-23	Tax Applicable (MTCR Part II):	Expenditure/Other Tax (5028)
Payment Mode:	Net Banking	Tax at Payment (MTCR Part II):	Self-Assessment Tax (300)
Bank Name:	Canara Bank		

The 'Tax Break up Details' section shows the following breakdown:


(i) Tax	₹ 0
(ii) Exchange	₹ 0
(iii) Cess	₹ 0
(iv) Interest	₹ 0
(v) Penalty	₹ 0
(vi) Others	₹ 1
Total (A + B + C + D + E + F)	₹ 1
to be paid	₹ 681

At the bottom, there are buttons for '< Back', 'Pay Later', and 'Pay Now'. The Windows taskbar at the bottom shows the date as 12/09/2022 and the time as 5:36 PM.

Enter the **captcha** and click the **Pay Now** option and then Enter your Internet Banking credentials and proceed to complete the payment



Welcome to Canara Bank Tax Information Handbook Version 2.0 Payment Portal
ಕೆನರಾ ಬ್ಯಾಂಕ್ ತುಲನಾ ವಿವರಣೆ ಪುಸ್ತಕದ 2.0 ಆವೃತ್ತಿಯ ವಿಳಾಸದ ಮೇಲೆ ಪಾವತಿಯನ್ನು ಮಾಡಲು



Mode of Payment ಇವುಗಳಲ್ಲಿ ಉಪಯೋಗಿಸಿ	Payment through Canara Bank Internet Banking ಕೆನರಾ ಬ್ಯಾಂಕ್ ಮೂಲಕ ಇಂಟರ್ನೆಟ್ ಬ್ಯಾಂಕಿಂಗ್ ಮೇಲಿಂದ ಪಾವತಿಯನ್ನು												
Bank Transaction Reference ID ಬ್ಯಾಂಕ್ ಟ್ರಾನ್ಸಾಕ್ಷನ್ ಸಂಖ್ಯೆ	792708100200025173												
Transaction ID ಟ್ರಾನ್ಸಾಕ್ಷನ್ ಸಂಖ್ಯೆ	223006140004102												
Pen Number ಪೆನ್ ಸಂಖ್ಯೆ	98591029297												
L.A.N. ಲಿ.ಆರ್.ನಂ.	22300600029130												
Total amount ಒಟ್ಟು ಮೊತ್ತ	₹												
<table border="1" style="width: 100%; border-collapse: collapse;"> <thead> <tr> <th>Bank Tax ಬ್ಯಾಂಕ್ ತೆರಿಗೆ</th> <th>Surcharge ಅಧಿಕಾರ</th> <th>Education Cess ಶಿಕ್ಷಣ ಅಧಿಕಾರ</th> <th>Interest ಪ್ರಾಚಾರ</th> <th>Penalty ದಂಡ</th> <th>Others ಇತರ</th> </tr> </thead> <tbody> <tr> <td style="text-align: center;">1</td> <td style="text-align: center;">2</td> <td style="text-align: center;">3</td> <td style="text-align: center;">4</td> <td style="text-align: center;">5</td> <td style="text-align: center;">6</td> </tr> </tbody> </table>		Bank Tax ಬ್ಯಾಂಕ್ ತೆರಿಗೆ	Surcharge ಅಧಿಕಾರ	Education Cess ಶಿಕ್ಷಣ ಅಧಿಕಾರ	Interest ಪ್ರಾಚಾರ	Penalty ದಂಡ	Others ಇತರ	1	2	3	4	5	6
Bank Tax ಬ್ಯಾಂಕ್ ತೆರಿಗೆ	Surcharge ಅಧಿಕಾರ	Education Cess ಶಿಕ್ಷಣ ಅಧಿಕಾರ	Interest ಪ್ರಾಚಾರ	Penalty ದಂಡ	Others ಇತರ								
1	2	3	4	5	6								
Chalan Expiry Date ಪಾವತಿಯು ಅಮಲಲ್ಲಿ ಇರುವ ದಿನ	21/03/2022												
Enter Mobile Number(Optional) ಖಾತಾ ಸಂಖ್ಯೆ ನಮೂನೆ (ಆಯ್ಕೆ)	<input type="text"/>	Email ID(Optional) ಇಮೇಲ್ ಸಂಖ್ಯೆ (ಆಯ್ಕೆ)	<input type="text"/>										
Please Enter Captcha here to Verify ಕೃಪೆಯಾಗಿ ಕ್ಯಾಪ್ಚಾ ಇಲ್ಲಿಗೆ ನಮೂನೆಗೆ ಹೋಲಿಸಿ		95487Z	<input type="text" value="95487Z"/> <input type="button" value="Refresh"/>										
<input type="button" value="Pay Now/ಪಾವತಿಯನ್ನು ಮಾಡಿ"/> <input type="button" value="Cancel/ರದ್ದು"/>		Click here to Pay Later/ಕೆನರಾ ಬ್ಯಾಂಕ್ ಮೇಲಿಂದ ಪಾವತಿಯನ್ನು ಮಾಡಿ											

Taxpayer can **schedule his/her payment** at a later date using the facility as shown in the screenshot below by entering the captcha and clicking on **Click here to Pay Later** and enter the date as required and confirm the same by entering their Internet Banking credentials.

Welcome to Canara Bank Tax Information Network Version 2.0 Payment Portal
 केनरा बैंक कर सूचना नेटवर्क संस्करण 2.0 भुगतान पोर्टल में आपका स्वागत है

Canara Bank

Bank Transaction Reference ID
 बैंक लेन-देन संदर्भ आईडी: 352511102200008694

Transaction ID
 लेनदेन आईडी: 22101130001049

C.R.N.
 सी.आर.नं.: 22101100007598

Total Amount
 कुल रकम: 1

Bank Tax बैंक कर	Surcharge अतिरिक्त	Education Cess शैक्षणिक छेड़	Interest ब्याज	Penalty दंड	Others अन्य
1	2	3	4	5	6

Select Debit Account
 खाता नंबर चुनें

Select Date of Debit
 डेबिट की तिथि चुनें

Enter Mobile Number(Optional)
 मोबाइल नंबर दर्ज करें, अनिवार्य नहीं

Enter OTP(Optional)
 ईएन ओटीपी दर्ज करें, अनिवार्य नहीं

Please Enter Canara Bank to Verify
 कृपया केनरा बैंक के लिए यहां कैप्चा दर्ज करें

JR R 4 F J

Click here to Pay Later

Welcome to Canara Bank Tax Information Network Version 2.0 Payment Portal
 केनरा बैंक कर सूचना नेटवर्क संस्करण 2.0 भुगतान पोर्टल में आपका स्वागत है

Canara Bank

Please Schedule Payment Here
 कृपया यहां पेमेंट शेड्यूल करें

Bank Transaction Reference ID
 बैंक लेन-देन संदर्भ आईडी: 352511102200008694

Transaction ID
 लेनदेन आईडी: 22101130001049

C.R.N.
 सी.आर.नं.: 22101100007598

Total Amount
 कुल रकम: 1

Select Debit Account Number
 डेबिट खाता संख्या चुनें

Select Date of Debit
 डेबिट की तिथि चुनें: 20-Oct-2022

Account will be Debit On 16:00 hours on Scheduled Date or after scheduled date. Kindly Maintain Minimum balance equivalent to Chalan Amount in Selected Account till the challan expiry date.
 खाता निर्धारित तिथि पर 16:00 बजे या निर्धारित तिथि के बाद खाते से डेबिट हो जाएगा, कृपया खातान की न्यूनतम तिथि तक न्यूनतम खाते में खातान राशि के अनुरूप न्यूनतम धरो राशि बनाए रखें

*Agree/सहमत

Approve/सहमत करें

Cancel/रद्द करें

Pay by Canara Bank Debit Card:

- Select the **Canara Bank** option and click on **Continue**

e-Filing आयकर ऑनलाइन
Income Tax Department, Government of India

Call Us | English | A A A

Select Payment Mode

New Payment
PAN: **CDPT12345678** * Indicates the mandatory fields

Net Banking | **Debit Card** | Pay at Bank Counter | RTGS/NEFT | Payment Gateway ⓘ

Taxpayers having Debit card issued by an Authorized Bank (Offering this mode) can use this mode for payment. No transaction charge/fee is applicable for making tax payment through this mode.

Canara Bank

Can't find your Debit Card? This mode is for Authorized banks offering collection through their own Debit Card. For other banks' Debit Card, please select "Payment Gateway" mode.

< Back | Save As Draft | **Continue >**

e-Filing आयकर ऑनलाइन
Income Tax Department, Government of India

Call Us | English | A A A

Preview Edit

Payment Details

Assessment Year	Financial Year	Tax Applicable (Major Head)	Type of Payment (Minor Head)
2023-24	2022-23	Income Tax (Other than Companies) (0021)	Advance Tax (100)

Payment Mode: **Debit Card**
Bank Name: **Canara Bank**

Tax Break up Details

(a) Tax	₹ 1
(b) Surcharge	₹ 0
(c) Cess	₹ 0
(d) Interest	₹ 0
(e) Penalty	₹ 0
(f) Others	₹ 0
Total (a + b + c + d + e + f)	₹ 1

In words: **Rupees One Only**

< Back | Pay Later | **Pay Now**

Enter the **captcha** and click **Pay Now** option and then enter your **Debit Card details** and proceed to complete the payment.





State of Payment: Payment through Debit Card/ Credit Card
 अस्थिति का स्थिति: क्रेडिट कार्ड/ डेबिट कार्ड के माध्यम से भुगतान

Bank Transaction Reference ID: 352511102200009073
 बैंक लेन-देन संदर्भ ID (आवक)

Transaction ID: 352511102200009073
 लेन-देन ID (आवक)

PAN Number:
 पैन संख्या

C.A.N. ID: 352511102200009073
 सी.एन.आई. ID (आवक)

Total Amount:
 कुल राशि

Basic Fee मूल शुल्क	Transaction आवक	Merchant Cost व्यापारी शुल्क	Merchant व्यापारी	Process संसाधन	Debit डेबिट
1	2	3	4	5	6

Creation Expiry Date: 24/10/2022
 सृजन-मंती/अवधि की तिथि

(Enter Mobile Number(Optional))
 मोबाइल नंबर दर्ज करें (अनिवार्य नहीं)

Email ID(Optional)
 ईमेल आईडी (अनिवार्य नहीं)

Please Enter Canara Bank to Verify
 कृपया कनेक्टिविटी के लिए क्या केवाई दर्ज करें

5JCZ8L Refresh CAPTCHA

Pay Now/ईडी भुगतान करें Cancel/रद्द करें



Merchant	TINCANARA	Website	https://tin.canarabank.in/TIN_2_0/DC_PaymentRespor
Amount	Rs 1.00	Track id	352511102200009073

Pay by

Debit Card

Card Number:

Expiry Date: MM / YYYY

CVV:

Card Holders Name:

Type the characters: GVD32

Pay Cancel

* Please do not click Back button/ refresh the page/ close the window while the transaction is processing
 This is a secure payment gateway using 128-bit SSL encryption.







Pay at Bank Counter Mode:

- Select **Pay at Bank Counter** and select any of the below options and then select the **Bank** from the dropdown:
- **Cash (up to ₹10,000) | Cheque | Demand Draft**

New Payment
पुनः भुगतान

Indicates the mandatory fields

Net Banking Debit Card **Pay at Bank Counter** RTGS/NEFT Payment Gateway ⓘ

This option cannot be used by a taxpayer being a Company or a person (other than a company) to whom provisions of section 44AB are applicable as per Notification 34/2006 of CBDT.

Taxpayer can avail this mode to pay taxes at the counter of Authorized banks.

- Signed copy of Challan Form along with payment instrument needs to be presented before the branch of the selected Authorized Bank to make payment.
- Tax Payment of more than Rs. 10,000/- (Rupees Ten Thousand Only) is not allowed under this mode.
- No transaction charge/fee is applicable for making tax payment through this mode.

Payment Through *

Cash ⓘ Cheque Demand Draft

Select Bank (authorized banks only) *

Canara Bank

The Pay at Bank Counter option is for the branches of Authorized banks only. For other banks please use NEFT/RTGS option.

[← Back](#) [Save As Draft](#) [Continue >](#)

Click on Continue

 **e-Filing** Anywhere, Anytime
Income Tax Department, Government of India

Call Us | English | A A A |

Preview [Edit](#)

Payment Details

Assessment Year 2023-24	Financial Year 2022-23	Tax Applicable (Major Head) Income Tax (Other than Companies) (0021)	Type of Payment (Minor Head) Advance Tax (100)
Payment Mode Pay at Bank Counter			
Payment through Cheque	Bank Name Canara Bank		

Tax Break up Details

(a) Tax	₹ 1
(b) Surcharge	₹ 0
(c) Cess	₹ 0
(d) Interest	₹ 0
(e) Penalty	₹ 0
(f) Others	₹ 0
Total (a + b + c + d + e + f)	₹ 1
In words	Rupees One Only

[← Back](#) [Continue >](#)

Download and Print the challan and present it to your nearest Canara Bank Branch.

The screenshot shows the e-Filing portal interface. At the top, there are navigation tabs: 'Add Tax Applicable Details', 'Add Tax Break Up Details', and 'Add Payment Details'. Below these is a progress bar with three steps: 'Select Payment Mode' (checked), 'Preview And Download Challan Form' (checked), and 'Visit Bank To Make Payment' (not checked). The main content area has a heading 'Next Step, visit your bank branch to complete the payment.' followed by instructions: 'The Challan Form has been generated successfully. Follow the instructions below to complete the payment.' and a list: '1. Download and print a copy of the Challan Form', '2. Visit your bank branch for the payment', '3. Make the payment.' A 'Download Challan Form' button is visible. Below this is a 'Summary' section with two tables. The first table is 'Challan Details' and the second is 'Taxpayer Details'. At the bottom, there are 'Back' and 'Download Challan Form' buttons.

Challan Details			
CRN	Created On	Valid Till	Payment Mode
22101100010346	11-Oct-2022	26-Oct-2022	Pay at Bank Counter


Taxpayer Details			
PAN	Name	Tax Applicable (Major Head)	Type of Payment (Minor Head)
ANRPM9891P	ANAND PRAKASH	Income Tax (Other than Companies) (0021)	Advance Tax (100)
Assessment Year	Financial Year		
2023-24	2022-23		

For Other Bank Customers:

Use the **Payment Gateway** option and choose any of the below-mentioned options and complete the payment:

- Internet Banking
- Debit/Credit Card
- UPI

The screenshot shows the 'New Payment' screen on the e-Filing portal. At the top, there are navigation tabs: 'Add Tax Applicable Details', 'Add Tax Break Up Details', and 'Add Payment Details'. Below these is a progress bar with two steps: 'Select Payment Mode' (checked) and 'Preview And Download Challan Form' (not checked). The main content area has a heading 'New Payment' and a 'PAN' field. Below this is a section for selecting a payment mode. The 'Payment Gateway' option is selected. Below this, there is a list of banks: 'Canara Bank', 'Federal Bank', and 'Kotak Mahindra Bank'. At the bottom, there are 'Back', 'Save As Draft', and 'Continue' buttons.


KARTHIK MOHANAD

Dashboard | e-File | Authorized Partners | Services | Pending Actions | Grievances | Help | Session Time: 2 : 9 : 53

Dashboard > e-Pay Tax

Add Tax Applicable Details

Add Tax Break Up Details

Add Payment Details

Select Payment Mode

Preview And Make Payment

✔ The Challan Payment is successful!

You can download the challan receipt by clicking Download.


[Download](#)

Summary

Taxpayer Details

PAN CIBPM2231C	Name KARTHIK MOHANADASAN	Assessment Year 2023-24	Financial Year 2022-23
Tax Applicable (Major Head) Income Tax (Other than Companies) (0021)			
Type of Payment (Minor Head) Advance Tax (100)	Amount(₹) ₹ 10	Amount(in words) Rupees Ten Only	

After completing your payment through the above options, you can download the challan receipt through **Dashboard > e-File > E-Pay Tax > Payment History > Download**


KARTHIK MOHANAD

Dashboard | e-File | Authorized Partners | Services | Pending Actions | Grievances | Help | Session Time: 2 : 9 : 43

Dashboard > e-Pay Tax

e-Pay Tax

Please click on New Payment for tax payment through (i) Net Banking (ii) Debit Card (iii) Over the Counter (iv) NEFT/RTGS (v) Payment Gateway for [these banks](#)

[+ New Payment](#)

Saved Drafts
Generated Challans
Payment History

CIN	Bank Reference Number	Assessment Year	Type of Payment	Amount(₹)	Payment Date & Time	Actions
22100600045821CNPE	227967500299	2023-24	Advance Tax(100)	10	06-Oct-2022 16:45:55	⋮





Rows per page: 05

1 of 1 pages

Download
Copy
View Details

Note: Challans generated and remitted through e-Filing are only available in this section

Screenshot of Sample Challan Receipt as shown below:

INCOME TAX DEPARTMENT Challan Receipt		e-Filing Application System Ministry of Revenue, Government of India	
ITNS No. : 280			
PAN	:	CIRDM7331C	
Name	:	MAYANK K...	
Assessment Year	:	2023-24	
Financial Year	:	2022-23	
Major Head	:	Income Tax (Other than Companies) (0021)	
Minor Head	:	Advance Tax (100)	
Amount (in Rs.)	:	₹ 10	
Amount (in words)	:	Rupees Ten Only	
CIN	:	22100500045831CNRE	
Payment Gateway	:	Canara Bank	
Mode of Payment	:	UPI	
Bank Name/Card Type	:	Canara Bank	
Bank Reference Number	:	227907500389	
Date of Deposit	:	06-Oct-2022	
BSR code	:	0240129	Challan No. : 04614
			Tender Date : 06/10/2022
 Thanks for being a committed taxpayer! To express gratitude towards committed taxpayers, the Income Tax Department has started a unique appreciation initiative. It recognises taxpayers' commitment by awarding certificates of appreciation to them. Login to e-filing portal and visit Appreciations and Rewards to know more.			
Congrats! Here's what you have just achieved by choosing to pay online:			
 Time Quick and Seamless	 Paper Save Environment	 e-Receipt Easy Access	

Tax payments made easy with Canara Bank under TIN 2.0