

Enhanced, Smart and Legacy Certification Marks

Printing guide

This document provides guidance to customers and UL authorized label suppliers (printers) on UL requirements for the printing of the UL Mark.

Authorized Supplier's Agreement (L-10)

The "AGREEMENT WITH SUPPLIER OF CERTIFICATION MARKS" must be properly signed and executed before a supplier may reproduce the UL Mark. Once the agreement is properly executed, the supplier becomes eligible to reproduce the UL Mark on labels when authorized by UL. The supplier's name is added to UL's published directory of authorized label suppliers and is accessible via the UL website at <https://www.ul.com/apps/product-iq>.

To verify adherence to the agreement and applicable requirements, UL reserves the right to have free, unannounced and immediate access to such facilities during normal business hours, or when the supplier's facilities are in operation, to examine all records relating to the printing, manufacture, delivery, shipment or distribution of UL Marks. A copy of the signed and executed agreement shall be kept by the supplier and be made available upon demand during the periodic audit visits from the UL representative.

The UL Mark

Upon successful certification of a product, UL authorizes the manufacturer to apply the UL Mark on products as the manufacturer's declaration that the product was manufactured in accordance with the requirements of UL. This authorization applies only to

those products that comply with the UL requirements and are manufactured at facilities authorized by UL. Production is audited by UL Field Engineers to confirm that products bearing the UL Mark continue to meet UL requirements.

A complete list of UL Marks and downloadable versions with dimensional proportions of the UL symbols can be obtained at UL's website at <http://www.ul.com/marks>. For UL's smart and enhanced UL Marks, UL customers are required to build artwork using UL's Marks Hub at <https://markshub.ul.com>. Once a manufacturer receives approval from UL for the enhanced Mark artwork, the manufacturer may place an order for labels with the UL smart and enhanced UL Mark with a supplier providing a copy of the approved artwork. **UL does not review UL Mark artwork submitted from a label supplier.**

Printing the UL Mark

Records: Suppliers shall retain all records pertaining to orders of UL Marks for a minimum of two years. These records shall be accessible during the periodic audit visits conducted by a Field Engineer of UL. For additional information, please visit our UL Marks information page at <http://www.ul.com/marks>.

Printing of UL Marks on Holographic Material: For certain types of products, UL requires the UL Mark to appear on special holographic substrate material. To control the flow and authenticity of holographic labels there is only one method customers may use to obtain holographic labels. The product categories that require the use of this special holographic substrate material can be found at: <https://marks.ul.com/about/ul-listing-and-classification-marks/hologram-ul-marks/>.



Label Materials and Permanence of Marking

Requirements: Labels that bear the UL Mark are not subject to specific label material, ink or durability requirements, except as noted in section “*Printing of UL Marks on Holographic Material*” (noted above) for categories that require UL holographic material, or if the UL Mark appears on the same label as other markings described in the Follow-Up Service Procedure and those markings are required to appear on a label made from a specific material, ink or meet specific durability requirements. To determine if the UL Mark or other additional information provided on the label comply with these requirements, manufacturers must reference their UL Follow-Up Service Procedure covering their product or contact their UL project engineer for guidance. Label printers interested in determining a customer’s label requirements should request that information from the manufacturer. Additional information about permanence of marking requirements is available at <https://www.ul.com/offering/mark-and-labeling-systems-program>.

The evidence of UL certification is the UL Mark on the product. If the UL Mark should come off, that product is no longer considered UL certified. Therefore, the manufacturer should exercise caution in selecting a label material and ink to mitigate any risk associated with loss of UL certification.

Authorization for suppliers to reproduce the UL Mark

Type R Marks: The Type R UL Mark consists of the following elements:

- Appropriate UL symbol, e.g., CERTIFIED, LISTED or CLASSIFIED
- Product name (may include ancillary information as required for the product category)
- A UL file number or control number (consisting of four alpha numeric characters)

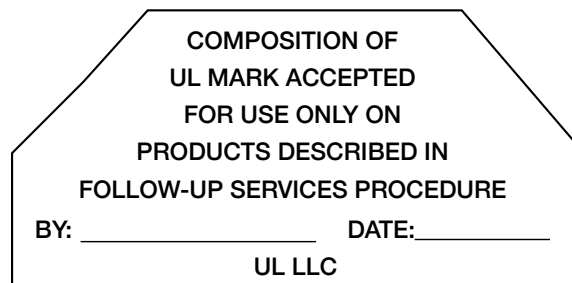
In addition to the above required elements, the manufacturer may include other information on the UL Mark label including company name, electrical ratings, warning markings, date codes, place of manufacture, etc. The additional information shall not interfere with the required elements of the Mark as authorized by UL on the stamped drawing or as shown on the Listing Mark Data Page or Classification Marking Data Page.

The Listee’s UL File Number may be used in place of their four character alpha numeric Control Number without requiring a revision in the FUS Procedure, except when a Listee participates in UL’s Multiple Listee Program. In such cases, the UL procedure may need to be revised to ensure proper traceability is maintained. Contact your UL Project Handler or the UL Multiple Listing team (MLs@ul.com) for more information.

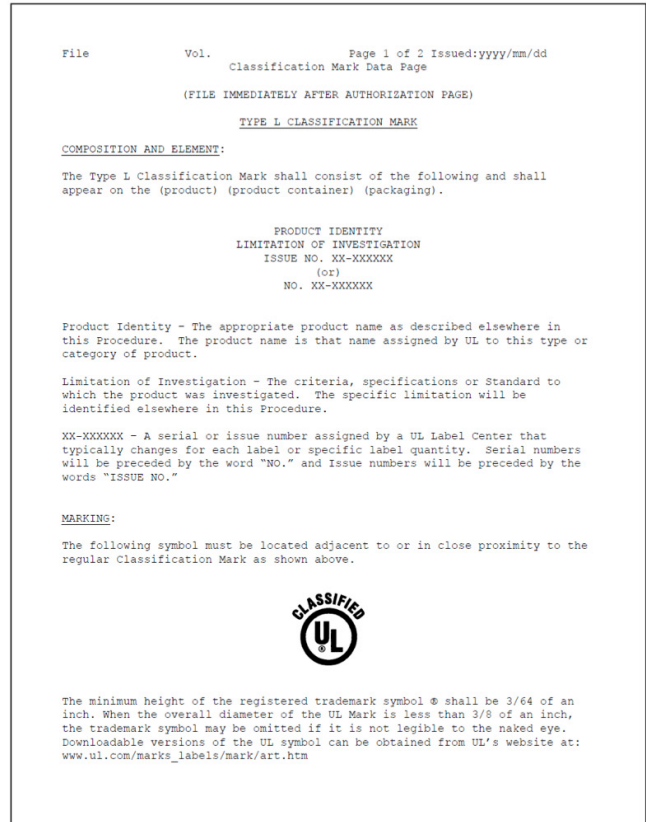

As authorization from UL to print Type R marks, suppliers must obtain from the UL customer a copy of the Listing Mark Data Page, Classification Mark Data Page, or a copy of the UL Mark stamped artwork that was submitted to UL by the manufacturer. **UL does not review UL Mark artwork submitted from a label supplier.** Requests for review of artwork may be submitted directly to UL only by the manufacturer of the UL product.

UL’s Listing Mark Data Page or Classification Marking Data Page are part of the manufacturer’s copy of the UL Follow-Up Service Procedure and describe the required elements of the UL Mark. The UL manufacturer shall ensure that UL Marks are printed in accordance with the elements required in the Listing Mark Data Page or Classification Mark Data Page.

An example of the stamp used by UL to authorize the UL Mark layout for manufacturers is shown below:



Examples of a Listing and Classification Mark Data Page are shown below:



For product categories created prior to 2013, these unique pages are placed in every Type R Listed and Classified Follow-Up Service Procedure to identify the UL Mark elements. After 2013, marking requirements are contained only in the individual guide card information for the product category. Listing or Classification Mark Data Page templates like these are no longer created for new Type R Listed or Classified product categories.

Type L Marks: The Type L Mark consists of the following elements:

- Marks (Type L) can ONLY be ordered through one of UL's Label Centers.
- Appropriate UL symbol, e.g., CERTIFIED, LISTED, CLASSIFIED or Recognized Component. While many non-Type L product categories use the RECOGNIZED COMPONENT symbol, only the following Type L Recognized Components use the RECOGNIZED COMPONENT symbol: appliance wiring material, wiring harness and processed wire.



- Product name (may include ancillary information as required for the product category).
- SERIAL NO., LOT NO. or ISSUE NO. followed by the numbers appearing on the printing authorization order from UL.
- UL Listee Company name or UL File Number.

In addition to the above, the manufacturer may include other information along with the Type L Mark including electrical ratings, warning markings, date codes, place of manufacture, etc.

Type L Marks will be shipped as directed on the authorization order. As an added level of control, the UL field engineer assigned to the manufacturer's facility will review the Marks and quantity of Marks received by the manufacturer.

The authorization from UL to print the order of Type L UL Marks will include the name of the supplier, the appropriate UL symbol, appropriate working, the Serial, Lot No., or Issue nos. and the specific quantity of UL Marks to be produced. UL may also specify the label material, packaging and shipping instructions. In addition, the supplier must comply with the general "Terms and Conditions" that appear as part of each UL authorization to reproduce Type L Marks and at the following link: http://www.ul.com/wp-content/uploads/2014/04/ul_labels_Terms_and_Conditions.pdf.

For both Type R and L Marks: A product bearing the UL certification mark shall also be marked to identify the Listee. Listee identifiers may be one of the following: Listee Name, Listee File Number, Listee Tradename, or Listee Trade Mark. The Listee identifier used on the product must match one of the Listee identifiers found in the UL Procedure, but only one is required to be marked on the product. A signed authorization letter from the Listee is required to add a Listee Tradename or Listee Trade Mark to the UL Report and Product iQ.

UL label centers

UL has label centers worldwide. These label centers can process printing order authorizations for UL Marks under Type L Service. To locate the UL label center closest to you, please visit UL's website at the following link or contact a customer service professional at the UL office in your area: <http://www.ul.com/marks/ul-listing-and-classification-marks/labels/label-centers>.

For more information, please contact your local UL field engineer.



Empowering Trust™

UL and the UL logo are trademarks of UL LLC © 2020.
00-UM-C0859 Issue No. 4.0 2/20