


# GEAR UP FOR THE INTERNET TV EXPERIENCE WITH THESE EXCLUSIVE FEATURES



## WI-FI CONNECTION

The set top box comes with inbuilt Wi-Fi and Bluetooth connectivity. Now you can easily connect to Home Wi-Fi or a 4G LTE network and access the internet.

- 1) Press the Airtel Home button 
- 2) Go to Settings
- 3) Click on Wi-Fi Settings
- 4) Select your Wi-Fi Network
- 5) Enter your Wi-Fi password and connect to the network



## VOICE SEARCH


Simply speak into the remote to search for your favourite show or celebrity.

- 1) Press and release the Mic key on the remote
- 2) The Mic icon will turn RED and zoom on TV
- 3) Mention the name of your favourite channel



## YOUTUBE & NETFLIX STREAMING


There are a number of pre-integrated video streaming apps on Internet TV like YouTube, Eros Now, Sony Live, Daily Motion etc.

- 1) Press the Airtel Home button 
- 2) Go to Apps and get the catalogue view of all the apps available on the device. You can also access a host of services like Netflix\*, YouTube, and Airtel Movies, letting you enjoy potentially unlimited content

## GAMING



Enjoy an all-new gaming experience on your TV with your phone as the controller. Powered by an ARM-based Dual core processor, your Internet TV set top box doubles up as your very own, shared and personal gaming console.

- 1) Press the Android Home key on your remote 
- 2) Go to the Google Play Store to browse for available games
- 3) Select a game and click to download it onto your set top box.


Download the 'Airtel Gamepad' app from Google Play Store or iOS App Store to use your smartphone as a controller and a remote. Or Simply Scan the QR code below from your smartphone to get the App



## BLUETOOTH



Using Bluetooth, you can now pair all compatible devices to the set top box. For example, you can enjoy uninterrupted viewing with private audio delivery by connecting a Bluetooth headset to the device.

- 1) Go to the Airtel Home button 
- 2) Go to Settings
- 3) Click on Bluetooth Settings (make sure the device is easily discoverable)
- 4) Select your Bluetooth device and pair

## CASTING



Cast content from any mobile device on to your TV.

Connect your mobile device to the same Wi-Fi network as your Internet TV set top box. Open the Google Home app.

- 1) Tap on Menu
- 2) Cast screen/audio

Visit  
[airtel.in/internettv](http://airtel.in/internettv)  
for more details

