



Nursery & Garden Industry
Queensland

A Guide for Gardeners in Queensland Dry Tropics

DRY
TROPICS

grow me™



instead



**The Nursery Industry -
Protecting Our Environment**



**Nursery & Garden Industry
Australia**



1. Contents
2. Acknowledgements
3. Introduction from the Ministers
4. Introduction
5. What is Grow Me Instead?
6. Establishing the criteria for Grow Me Instead
7. What you can do!
8. Controlling weeds
9. The invasive plants and their alternatives
 - Trees and Shrubs
 - Climbing and Ground Cover Plants
 - Berried Plants
 - Grasses
 - Bulbous Plants
 - Succulent Plants
 - Aquatic Plants
10. Invasive plant index
11. Further information and additional resources

2) Acknowledgements

- The 'Grow Me Instead' (GMI) project was first initiated by the Nursery and Garden Industry of NSW & ACT (NGINA) as a voluntary partnership with its member nurseries to encourage the removal from production and sale of plants known to be invasive in the natural environment.
- This Queensland Dry-Tropics Bioregion 'Grow Me Instead' booklet has been produced by NGIQ through funding from the Australian Government's Caring for our Country.



CARING
FOR
OUR
COUNTRY

Australian Government NRM Team
GPO Box 787
Canberra ACT 2601 Australia
Ph 1 800 552008 (Toll Free)
Web www.nrm.gov.au

- Special thanks go to Grow Me Instead project coordinator Barry Naylor (NGIQ) and project manager John McDonald (Nursery Industry Development Manager NGIQ).
- The Nursery and Garden Industry Queensland would like to acknowledge the people who generously contributed their time and expertise and who provided a wealth of information towards the production of this booklet. Special thanks go to the members of the two regional Grow Me Instead Committees in Rockhampton and Townsville that contributed to the Dry-Tropics GMI Booklet:

Trudy Baker	Capricorn Pest Management Group
John Carswell	Rockhampton Regional Council
John Dargel	Fitzroy Nurseries Pty Ltd
Neil Fisher	Fishers Nursery
Cathy Herbert	Fitzroy Basin Association
Neil Hoy	Society for Growing Australian Plants
Mark Murray	Rockhampton Regional Council
Ann Oram	Orams Nurseries
Daniel Oram	Orams Nurseries
John Reeve	Biosecurity Queensland
Julie Roach	Townsville City Council
Mark Ross	Revegetation Contractors
Belinda Shaw	Greening Australia
Ryan Taylor	NGIQ
Colleen Way	CD Nursery

- The Nursery & Garden Industry Australia through it's National GMI Committee – Delwyn Thomas (Project Manager), Robert Prince (Chief Executive Officer NGIA), Anthony Kachenko (National Environmental and Technical Policy Manager) and Robert Chin (NGIV).
- The Blue Mountains City Council for providing the section on controlling weeds. For further information and additional resources please contact (02) 4780 5000.
- The many people and organisations who contributed photographs used in this booklet.

The nursery and gardening industry has joined with the Australian Government in the fight against invasive garden plants. In championing this initiative, Nursery and Gardening Industry Australia (NGIA) is taking a significant step forward in tackling one of the nation's most serious environmental problems – the spread of weeds.

The Grow Me Instead campaign is a great industry-driven initiative providing relevant local information to nursery operators and gardeners about plants which are potential weeds in their area and less invasive plants for gardeners to use.

This cooperation between the horticulture and nursery industries, the Australian Government and weed management bodies will help ensure horticulturalists and gardeners receive the information they need to combat the spread of weeds.

It is estimated that weeds cost the Australian agricultural industry around \$4 billion a year. The real cost of weeds to the environment is difficult to calculate, however it is likely to be at least equal to the cost to agriculture.

Of the almost 3000 introduced plant species now known to be established in the Australian environment, 65% are 'escaped' garden plants. An important step in preventing the spread of weeds is public education to help change attitudes and behaviours that contribute to the weed problem.

The Government is committed to investing in initiatives that have real on-ground benefits for the environment and for industry. We commend this initiative to you.

The Hon Peter Garrett AM MP

Minister for the Environment, Water, Heritage and the Arts

The Hon Tony Burke MP

Minister for Agriculture, Fisheries and Forestry

4) Introduction

The Nursery and Garden Industry in Australia employs about 45,000 people in some 22,000 businesses across the country. For many years the Industry has been conscious of their environmental responsibilities and they have been proactive in furthering educational programs, including those concerning invasive garden plants. Garden escapes are not a new issue: weeds have been around since the first settlers brought along reminders of 'home' to help them settle into a new and strange land. How strange the Australian landscape must have seemed then, and how natural it would have been for the settlers to want only the tried and true familiar garden plants of the British Isles. Despite the difficulties of creating a garden in the Antipodes, it took many years for the average Australian to appreciate the native flora of this great land.

Then, there were the early 'acclimatisation societies' who thought it a good idea to introduce plants and animals from the old country and also to spread Australian native plants from state to state.

Although great damage to the environment has occurred as a result of these indiscriminate introductions, this has not been solely the fault of the horticultural industry: certainly other industries have contributed. Graziers have imported new grasses and fodder crops and there were 'accidental' imports that came about unwittingly through inappropriate packaging, movement of plant and machinery, as seed in fodder and in ships' ballast.

However, the weed issue and who is actually responsible should not become a 'blame game'. Together we must seek to repair what damage we can and to work together as a community to prevent similar damage occurring in the future.

The Nursery & Garden Industry is actively participating in lessening the availability of invasive plants in Australia by preventing their production and sale. The Industry has recently established a greater understanding and cooperation with both State and Federal Governments, culminating in this important 'Grow Me Instead' booklet.

Greater awareness and education of the home gardener is a major part of the answer to this problem. By using the information in the 'Grow Me Instead' booklet as a guide and consulting with your local garden centre or plant nursery, you can help to minimise garden escapes and create a better environmental future for following generations of gardeners.

The original 'Grow Me Instead' booklet developed by the Nursery & Garden Industry NSW & ACT (NGINA) has now been extended as a national program by the Nursery & Garden Industry Australia (NGIA), in partnership with the Federal Government, to reduce the numbers and impact of invasive plants in Australia.

'An environmentally invasive plant' is just another term for a weed. Quite simply, a weed is any plant that poses a threat to the environment, adversely impacts human or animal health, or causes crop or stock losses. For most gardeners, many of the characteristics we most desire in garden plants are the same as those that make them weedy: i.e. plants that are fast growing and disease resilient and those which reproduce easily by the distribution of seeds or plant parts.

A modern definition of a weed is "a plant that requires some form of action to reduce its effect on the economy, the environment, human health and amenity".

Many of the plants that are now considered to be 'environmental weeds' were introduced by early settlers, or by gardeners and farmers who had little or no knowledge of their future impact on the native environment. It is only in recent years that this threat has become apparent.

Weediness is not confined to introductions from overseas. Some Australian native plants introduced from other regions may impact adversely on the natural environment. Non-indigenous (i.e. not local) species may invade and displace species natural to that area or they may cross pollinate to produce new species which may in time alter regional biodiversity. Cootamundra Wattle (*Acacia baileyana*) is a good example of the former, while many eucalypts are known to interbreed.

Introduced species may sometimes be controlled in a foreign climate by various vectors such as small animals, insects, diseases or climatic conditions such as frost, thus reducing potential invasiveness.

To gardeners, farmers or botanists, the term 'weed' may mean different things. Pasture weeds reduce the productivity of agricultural land and may also have negative effects on human and animal health. Environmental weeds cause various problems in natural areas and ecosystems and the cost of control for both farmers and government is estimated at billions of dollars per annum.

The purpose of this Grow Me Instead booklet...

is to identify common garden plants that have now become environmental weeds in your local area, and to suggest better, alternative plants that benefit garden diversity while lessening their potential to become weeds of the future.

Apart from nurseries, garden centres or the resources of the local botanic gardens, valuable information may be provided by the Natural Resource Management Boards or you may wish to check out their websites. Here you will find lists of declared weeds for the local area and contact details should you need further information regarding invasive plant identification and approved methods of disposal.

It is important to reduce the spread of environmental weeds because...

better and more effective management of invasive plants will help to reduce the high cost of chemical control, and to reduce the amount of time and energy lost in management of weeds in productive land for food crops, grazing land, cut flowers and forestry. Weed management in public spaces and on natural heritage land is costly, laborious and at times seems overwhelming.

Invasive plants are defined and grouped as follows.

- 1. Noxious weeds** - are those legally declared as noxious plants by the various State or Territory Governments. The declaration of noxious weeds will vary from state to state and from region to region within a state. In general, most state legislation will say that declared noxious plants cannot be grown, sold or transported or transposed, and removal is required.
- 2. Weeds of National Significance ('WoNS')** - are some of the most significant weeds in Australia. All WoNS have been declared illegal for sale in each state of Australia.
- 3. Environmental weeds** - plants that are or have the potential to impact the natural environment by destroying habitat or over-running indigenous species and altering local biodiversity. Many of our worst environmental weeds are garden escapes.
- 4. Agricultural & Horticultural weeds** - are those plants that have a negative effect on crop or animal production. This may be through the infiltration of weed seed in grain crops, burrs in wool production or weeds which make animals sick or cause death. In the horticultural industry, weeds within cut flower, fruit and vegetable crops can harbour pests and diseases which reduce productivity.

It has been very important to establish a set of consistent criteria which could be adhered to across all regions and states.

A) The Invasive Plants

The Nursery & Garden Industry Queensland, in consultation with its members, State and Local Governments and a wide range of interested stakeholders has developed a list of 30 invasive garden plants. There are several weed lists in existence provided by a variety of environmental and conservation organisations that often include species which are problems only in their local area. As such, including all garden escapes in a national list was considered inappropriate. Therefore, the 'weediness' criteria for inclusion in 'Grow Me Instead' were determined as follows.

1. The plant must be shown to be invasive across more than one area or part of the bioregion.
2. It can be either an Australian native or imported (exotic) species.
3. The plant must be shown to or have potential to damage the environment, human or animal health or create stock or crop losses.
4. The plant must be proven to have naturalised in bushland to the detriment of the natural environment.

This 'Grow Me Instead' list is not definitive for each area or region of Queensland. There may be other problem plants in your locality, most of these being included in lists prepared by your local government or other relevant organisation. In addition to the plants listed in 'Grow Me Instead', you should also be aware of your local problem plants.

B) The Alternatives

Not all of the alternatives would be suitable across the broad range of soils and climates of Queensland. Therefore, consideration of these differences and adaptation to your local area or region will be necessary.

For this booklet to be of benefit in helping you select 'good' garden plants, it should be used as a guide to plant selection. In addition to the listed alternatives, there will be many other plant selections available to you at your local nursery or garden centre. Together with their help, expertise and guidance, you needn't have any fear that your garden will become an environmental hazard in the future.

Selection criteria for the 'non-weedy plants' included:

- Must be recognised as **non-invasive**.
- Must be readily available to the gardening public.
- Must be reliable garden plants.

We have endeavoured to recommend at least one Australian native plant alternative for all of the invasive species listed in the booklet.

The role of the nursery industry

In more recent years, the Nursery & Garden Industry has been environmentally responsible by encouraging the production of non-invasive plants that do not require copious amounts of reticulated water, fertiliser or other chemicals to thrive in the garden.

The Nursery & Garden Industry in Australia instigates accreditation programs among its members, and it continually strives to establish standards of excellence in plant production in order to provide trustworthy products.

The Nursery & Garden Industry provides information not only through publications such as the 'Grow Me Instead' booklet, but also through its education programs. Many educational and self-help programs are also offered by local nursery or garden centres.

Your **local** nursery or garden centre can assist you by:

- Helping with identification of suspected 'weedy' plants;
- Providing information concerning local invasive plants;
- Offering alternatives and environmentally friendly plants;
- Providing information concerning good weed management, disposal of unwanted plant material, further preventing the spread in your garden and neighbourhood.

On a broader scale the Nursery & Garden Industry can assist by:

- Increasing public awareness through education programs;
- Promoting the sale of superior, alternative plants thereby reducing the number of invasive plants grown and sold;
- Working with government, with research organisations, the media and other key stakeholders to help reduce the distribution and sale of undesirable plants.



7) *What you can do!*

By checking the plants in your garden with the help of the 'Grow Me Instead' booklet you may identify plants you should replace, while at the same time find others you may enjoy growing more!

Your **local** nursery or garden centre plant specialists will have additional suggestions of plants proven to be successful in your area. Plants purchased in another region, no matter how lovely they are, may not always prove hardy in yours. Furthermore, by purchasing plants from another region you may unwittingly introduce another environmental weed!

It is also a good idea to consider your garden setting and to then make a list of the plants to fill your specific house and garden needs. For example, aspects of the house exposed to hot western sun will benefit from a deciduous tree to provide summer shade and will allow penetration of winter sun, while privacy from neighbours can be provided by carefully chosen hedging plants. Or you may simply want to create beds or borders of colourful flowers and dramatic foliage to enhance your home décor. All of these wishes and needs are valid and they will vary between gardeners.

Garden plants provide many useful purposes, and in time they will become an integral part of your environment, chosen to suit the architecture of both your home and your personal lifestyle. Good garden cultivation is your contribution to establishing a special microclimate and will help to protect and preserve the local environment.

In recent times, many new plant varieties have been introduced through modern production methods and the work of plant breeders, resulting in plants which are attractive and hardy but which are non-invasive. These may be plants which are sterile or rarely produce seed. Many new varieties have low water needs or are tolerant of the air pollution found in the urban environment. In this way the Nursery Industry is contributing to the elimination of damaging or invasive species.

Purchasing plants from markets and other sources such as 'car boot sales', as well as plant swapping and trading between friends may also result in inadvertent movement of declared or noxious weeds.

Are you creating a weed problem in your area?

Are your garden plants 'jumping the fence'? Garden escapes are said to be one of the main sources of environmental weeds. Homeowners have a responsibility to protect natural resources.

Here are some simple ways to enjoy gardening without creating problems outside the garden fence.

- Recognise and remove plants known to be 'weedy' and destroy them responsibly, according to local Natural Resource Management Board or council.
- Replace problem plants with non-invasive alternatives, as suggested by the 'Grow Me Instead' booklet or by your local nursery or garden centre. They will help identify any suspect invasive plants.
- When purchasing new plants for the garden read labels to establish good characteristics such as drought tolerance and non-weedy habit.
- Good gardening practices include removal of spent flowers that can set seed within your garden or spread to bushland.
- Do not dump green garden waste in neighbouring or public space as many plants can regenerate to become a nuisance.
- Do not dump spent cut flowers into the garden or on to adjoining property. Florists often use seed heads, vines and other plant parts that may establish in your garden.
- Never tip the water or plants from your aquarium into ponds, rivers or waterways. There are numerous, serious aquatic plants threatening rivers and waterways because of the thoughtless actions of some people.
- There are many good sources of information in regard to weeds and their control. See the back cover for a list.
- Think global – act local. Consider plants local to your area. Your local council or shire will be able to provide a list of indigenous plants for your garden.
- Encourage friends and neighbours to become involved as custodians of their environment by following the same guidelines.



Native plants or imported species?

One of the most commonly asked questions at nurseries and garden centres is whether one should use native or exotic plants in the garden. There has long been discussion about this in gardening circles, and more recently the topic of using only locally indigenous or local area natives has become topical. The primary concern of most horticulturists is that gardeners should know the difference so that they may make informed choices.

Natives are, as the name suggests, those plants that occur naturally within Australia. Quite properly, they should be referred to as Australian native plants. Grevilleas, Eucalypts and Acacias are all examples. Of course, Australia is a big continent, so what is native to one area or region, may be very different to those found in another. Think for example, of native plants from the dry soils of Western Australia and compare them to the tropical rainforest plants native to Queensland – all Australian natives – but very different plants, with different growing requirements.

In recent years, plant breeders have hybridised many or been able to choose better or 'select' forms that have been sourced from plants growing naturally in the wild. Both hybrids and select forms will have improved characteristics to the parent species. It may be they flower more often or earlier in the season, they may produce better fruit, be disease resistant or they may have a longer life span.

Imported or so called 'exotic' plants are those originating elsewhere, not necessarily the 'exotic tropics' as some people may think.

Indigenous plants are plants that grow naturally in your local area. They are naturally occurring plants of the region and can be seen in local parklands, as remnant plants on roadsides or riverbanks and in local bushland.

Some Australian native plants become 'naturalised' or take over in an area where they would not normally occur such as Cootamundra Wattle (*Acacia baileyana*), Bluebell Creeper (*Billardiera heterophylla*) and Sweet Pittosporum (*Pittosporum undulatum*).

Of concern to some conservationists and indigenous plant enthusiasts is the possibility that some introductions may interbreed with local or indigenous plants, thus impacting on the local gene pool.

Most invasive plants are imported or introduced plants. One needs to be informed about these plant species which are the basis of the 'Grow Me Instead' program. However, it is fact that there are a far greater number of well behaved, imported garden plants that are not invasive.

Working on the known statistic that 27,000 plants have been imported into Australia and some 2,700 of these are listed as environmental weeds, it is estimated that approximately 10% of the imported plants in our gardens are invasive.

In modern horticulture, plants are bred, developed or selected for desirable traits such as hardiness, drought tolerance, long flowering season, larger flowers or fruits, their disease resistance and general appeal.

Of primary importance in selecting plant material for your garden is sourcing accurate information about the plant. We suggest that you ask for advice at your local nursery or garden centre.

Consult your local council or Natural Resource Management Board if still in doubt!

Australian native plants have greater appeal today than in the past; they generally grow better because of the improvements made in their selection.

Indigenous species should be grown from seed sourced locally to be of best benefit in your locality.

Australian gardens today have become an eclectic mix of both native and imported plants, and can be complimentary to one another. Choosing one or the other is not the question; ultimately it is the gardeners choice!

Any plant should be acceptable to the Australian gardener so long as it is non-invasive and does not require copious amounts of water, fertilisers and other chemicals to survive.



8) Controlling weeds

Using herbicides

Many of the weed control techniques suggested on this and the following pages involve the use of herbicides. Herbicides are poisons, and should be handled with the greatest respect. They can be absorbed very easily through the skin, by breathing the vapours, and by ingestion (eating or drinking).

By law, herbicides must be used strictly in accordance with the manufacturer's label. They should be kept well out of the reach of children, preferably secured in a locked cabinet. They should always be stored in the original labelled container.

USE OF HERBICIDE: SAFETY PRECAUTIONS

- Read the label before opening the container and follow the instructions.
- Wear protective clothing: long sleeves, long pants, sturdy shoes, gloves, eye protection.
- Always wear waterproof gloves. A respirator is advised when mixing or pouring the liquid.
- Do not eat, drink or smoke while using herbicide. Keep children and pets away.
- Wash skin and equipment afterwards. Wash contaminated clothing separately.
- Clean up any spills with large amounts of water; shovel up contaminated soil, dispose of it at the tip.



Bushcare Officers take no risks

Types of herbicide

There are two widely used herbicides licensed for use at home: Glyphosate, sold under various trade names, including Roundup® and Zero® (which have different concentrations), and Triclopyr, sold as Tree, Blackberry and Woody Weed Killer (etc.).

How herbicides work

Glyphosate is a systemic, non-selective herbicide. It inhibits the action of an enzyme, preventing the production of an amino acid essential to plant life and growth. It must be applied to green leaves, or directly to the plant's sapwood, which lies under the bark.

Triclopyr is a selective systemic herbicide for woody and broadleaf plants. It is a growth inhibitor which moves to the plant's roots, stops growth, and eventually leads to the death of the plant. Triclopyr can be applied to green leaves and to bark.

Herbicides, waterways and steep land

Some of the chemicals which are added to herbicides are not safe to use near waterways. They have the potential to seriously affect the quality of aquatic ecosystems. If you need to remove weeds, particularly trees, within 20 m of any kind of watercourse, even a drain that runs only when it is raining, you should seek advice and assistance from your local council's environmental management department or Natural Resource Management Board.

Control of woody weeds

CUT AND PAINT


Suitable for small to medium sized woody shrubs up to 10 cm in diameter (or larger if using a chain saw). See below for trees.

- Clear around the base of the plant.
- Cut the stem horizontally as close to the ground as possible, using secateurs, loppers, or a saw. Make sure there is no soil on the cut.
- Apply herbicide to the cut stem immediately. Squeeze, not squirt if using an applicator.
- Ensure there is no runoff of poison.
- Use as little herbicide as possible.

Clear ground and cut low: loppers & secateurs give the cleanest cut.



Apply the herbicide within seconds of cutting.



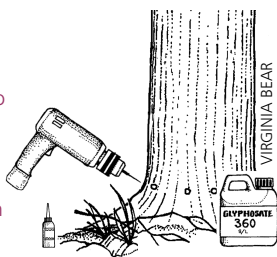
TIPS

- Make cuts horizontal to prevent herbicide from running off the stump. Sharp angled cuts are hazardous.
- Apply herbicide immediately after cutting - within a few seconds, before plant cells close and translocation of herbicide ceases.
- If plants resprout, cut and paint the shoots after sufficient regrowth has occurred.
- Stem scraping can be very effective on certain woody weeds, e.g. Japanese Honeysuckle, Blackberry, vines and rhizomatous plants.

STEM INJECTION

A method for weedy trees and large shrubs

- Use a cordless drill (9 mm bit), hammer and chisel, or brace and bit.
- Below any branches, drill or chisel holes round the base of the tree, into the sapwood, angled down at 45°, and at 5 cm intervals.
- Make the holes about 40 mm deep.
- Within a few seconds of drilling each hole, fill it with herbicide.
- Use this method only when falling branches, as the tree dies, will not be a safety hazard.





HAND REMOVAL OF WEEDS

Suitable for seedlings, herbaceous weeds, many grass species.

- Before starting work, remove and bag seeds and fruit, and place in bin.
- If the weed has a tap root, push a narrow trowel or long knife deep into the ground beside the root. Loosen the soil. Work round the root and then work the plant out gently.
- Many plants which will not regrow from their roots (e.g. many grasses) can be crowned: see diagram to the right. Hold leaves and stems together, and use a knife to cut through all the roots below the 'crown'.
- Plants with bulbs, corms or tubers (e.g. *Watsonia*) may need deep digging to ensure complete removal. Bag bulbs, corms and tubers and send to the tip; do not compost.



crowning

STEM & LEAF WIPING

This method is suitable for plants with bulbs, tubers, corms or rhizomes, e.g. *Watsonia*.

- Remove and bag any seed or fruit.
- Using a weed wiper, start at the base and wipe all the stems and/or leaves with a dilute mix of herbicide.
- If leaves have soil on them, wipers must be regularly washed out.



leaf wiping

Take great care when wiping: do not allow the herbicide to touch your skin or to run off into the soil, or to get on a non-target plant.

There are many control methods which are specific to certain weeds – e.g. large infestations where spraying, or covering to exclude light may be options. Contact your local nursery for up to date techniques.

WHEN TO TREAT WITH HERBICIDE


- Apply herbicide when the plant is actively growing.
- Do not apply herbicide when the plant is under stress: extreme heat or cold, drought, waterlogging, or disease.
- Choose early morning or late afternoon in summer.
- Do not apply when wet or windy weather is anticipated.
- Treat deciduous plants in late spring or summer, when in full leaf.

Control of ground covers, vines & scramblers

SCRAPE AND PAINT

This method is suitable for vines and scramblers with woody stems.

- Using a knife, and starting from the base, scrape 20 to 100 cm of leafy stem to expose the sapwood below the bark.
- Within seconds, apply herbicide to the scraped area.



scrape and paint

TIPS

- Do not ringbark the stem: scrape about one third of the diameter.
- Stems larger than 1 cm in diameter can be scraped on both sides.
- Vine curtains can be cut at chest level, then again at about 30 cm. Scrape or cut and paint these stumps.
- Blackberry can be cut back to 1 m if there are plenty of leaves; then scrape and paint the cut stems.
- Pulling vines (especially twiners) out of trees and shrubs may do a lot of damage. They can be left hanging to die.

By Law

Herbicides must be used according to the label, or according to Australian Pesticides and Veterinary Medicines Authority (APVMA) permits. If the plant on which you wish to use the herbicide is not named on the label, contact APVMA for permit information (www.apvma.gov.au).

THE DIG OPTION

On previous pages you will find advice on using herbicides to control weedy plants: often this causes minimal disturbance and less germination of seedlings.

However, if you have the energy and want to minimise herbicide use, you can often take the dig option, making absolutely sure that you remove all the parts of the plant from which it can regrow.

TIPS

- Seedlings and small plants may be pulled by hand when the soil is moist.
- Try to stagger weed removal. Large areas of exposed soil are an open invitation to weed invasion and erosion, carrying weed seed into the bush.
- Mulch bare soil, and stabilise it by planting bush-friendly plants into it as soon as possible.



Trees & Shrubs



Indian Sirus

Albizia lebbek



Photo: Christopher Gardiner

Large spreading tree to 20m with bipinnate leaves and often a broad flat crown. In Spring the tree is covered with a spectacular cover of cream 'powder-puff' flowers which are followed by elongated and flattened papery pods that can hang on the tree for several months.

HOW IT SPREADS

- The seed is produced in large quantities and has a high rate of germination.
- The seed is dispersed by wind and water.



Leichhardt Bean

Cassia brewsteri



Photo: Norwood

Spectacular Australian native tree growing to a height of 10m. Flowers are yellow and red and pea shaped. They occur in profuse pendant heads and cover the tree making it difficult to see the foliage.

9) The invasive plants and their alternatives'



Burdekin Plum

Pleiogynium timorense



Photo: www.wettropics.gov.au

Beautiful Australian native evergreen tree growing to 18m. It has an erect stout trunk, spreading velvety branches and large divided dark green leaves. It has pendant heads of yellow green flowers in summer followed by deep purple fruit.



White Bauhinia

Lysiphyllum hookeri



Photo: Ann McHugh

Medium shrub to small growing tree, variable in height growing 5-8m. It has lobed Bauhinia type silvery grey leaves resembling butterflies. It loses most of the foliage just before beautiful white orchid like flowers appear in spring to summer.

Other superior selections include;

- *Albizia procera* – Forest Siris
- *Euroschinus falcatus* – Ribbonwood

Ask your local retailer for more superior selections



Pink Periwinkle

Catharanthus roseus




Photo: Sheldon Navie

Shrubby perennial growing to 60cm with dark green smooth edged foliage. Masses of rose pink flowers with dark red centre cover the plant throughout the warmer months. The plant produces an abundance of seeds which germinate readily. Can tolerate a wide range of growing conditions.

HOW IT SPREADS

- The seeds can be spread by water (and wind over short distances). The seedlings can germinate along edges of gardens and even cracks in concrete.
- The plant can also be spread through the dumping of garden waste.



Ixoras

Ixora species



Photo: Macbird Floraprint

Many new selections of this ever popular garden favourite are now available. There are cultivars with a range of growth habits, from low border shrubs to 0.5m through to taller selections growing 1-2m in height. With a wide range of flower colours, including pink, orange, yellow and even white, there is sure to be one to suit every situation.



Gardenia

Gardenia 'Grandiflora Star'



Photo: Macbird Floraprint

This compact new cultivar has dense glossy dark green foliage forming a neat bush to 1m although it can be kept to a low hedge. It is absolutely covered in large single fragrant white flowers in the warmer months.



Pretty In Pink

Dianthera nodosa 'Pretty in Pink'



Photo: Colleen Way

Shrubby perennial that can reach 1m in height. It has unusual yet beautiful fringed pink flowers in the warmer months. Suitable for full sun or semi shaded position.

Other superior selections include;

- *Evolvulus pilosus* 'Blue Sapphire'
- *Hibbertia scandens* – Snake Vine
- *Austromyrtus dulcis* - Midyim

Ask your local retailer for more superior selections



Cadaghi

Corymbia torelliana

(formerly *Eucalyptus torelliana*)



Photo: Sheldon Navie

This Australian native from the rainforest fringes of far north Queensland has become invasive outside its original range. Growing to a height of 30m it has rounded foliage and a smooth green trunk with grey scaly bark at the base. Flowers in masses of scented cream balls held in terminal clusters.

HOW IT SPREADS

- A profusion of seeds are spread by wind from rounded woody capsules.
- The large number of ornamental plantings has created a large 'seed bank' that enables this plant to invade natural bushland.
- Seeds and gum are spread by native bees.



Golden Penda

Xanthostemon chrysanthus



Photo: Macbird Floraprint

Popular Australian native tree growing to 6m in cultivation. It naturally forms a dense screen of dark green glossy foliage and is covered with a profusion of large yellow flower heads in Spring and Autumn. This tree is bird attracting and is effective as either a specimen or screen tree.



Lemon Scented Gum

Corymbia citriodora

(formerly *Eucalyptus citriodora*)



Photo: Macbird Floraprint

An evergreen tree growing to a height of 40m. It has long dark green foliage that is strongly lemon scented. Dense flower heads of cream white blossoms appear in winter. Fast growing specimen tree.



Swamp Bloodwood

Corymbia ptychocarpa

(formerly *Eucalyptus ptychocarpa*)



Photo: Macbird Floraprint

Medium tree to 15m with a narrow crown to 3m. It has interesting green leaves that are nearly 20cm long and profuse flowers in autumn. The flower colour can vary on this plant from white through to pink and even red.

Other superior selections include;

- *Eucalyptus platyphylla* – Poplar Gum
- *Corymbia peltata* – Rusty Jacket
- *Corymbia tessellaris* – Moreton Bay Ash

Ask your local retailer for more superior selections



Brazilian Cherry

Eugenia uniflora



Photo: Sheldon Navie

Evergreen tropical tree to 8m with dark green glossy leaves and reddish new growth. Small scented white flowers in Spring are followed by sweet ribbed orange-red fruit about 2cm in size. The fruit is used in cooking in some cultures.

HOW IT SPREADS

- The fruit is extremely popular with birds which enable wide distribution in natural bushland and wet remnant palm forests.
- Seeds can also be spread by water and other small mammals.



Lilly Pillies

Syzygium australe cultivars



Photo: Macbird Floraprint

This superb Australian native rainforest plant has glossy green foliage, a profusion of fluffy white flowers and small colourful berries. There are many different cultivars of this plant with a wide range of growth habits, foliage types and berry colours. Many make highly desirable hedges and screens. 'Elite', 'Bush Christmas' and 'Hinterland Gold' are three of many suitable selections.



Cascade Lilly Pilly

Syzygium 'Cascade'



Photo: Macbird Floraprint

This excellent new Lilly Pilly forms a thick screen 3-5m in height and new growth is spectacular red and pink. Large pink powder puff flowers are prominent in warmer months followed by whitish pink berries. Used as a specimen plant or a hedge, this is star performer.



Cedar Bay Cherry

Eugenia reinwardtiana



Photo: Macbird Floraprint

Rounded medium shrub growing 2-5m with dark green leaves, pretty white flowers and small shiny red edible fruit to 2cm. The plant is slow growing at first and the fruit are considered to be very tasty.

Other superior selections include;

- *Syzygium luehmannii* – Small-leaved Lilly Pilly
- *Syzygium francisii* 'Little Gem' – Dwarf Water Gum

Ask your local retailer for more superior selections



African Mahogany

Khaya senegalensis




Photo: Tim West

Large usually deciduous tree growing to 30m in height. It has a smooth thick trunk, up to 1m in diameter with dark grey bark. It has glossy pinnate mid green leaves forming a thick canopy. It flowers in axillary panicles of small creamy white blossoms. Small woody capsules to 8cm follow in the warmer months.

HOW IT SPREADS

- This tree is being investigated for its timber production potential, but concerns remain over its invasive potential.
- These seeds are plentiful, easily spread and have a high rate of germination.



Leichhardt Bean

Cassia brewsteri



Photo: Norwood

Spectacular Australian native tree growing to a height of 10m. Flowers are yellow and red and pea shaped. They occur in profuse pendant heads and cover the tree making it difficult to see the foliage.



Lemon Scented Gum

Eucalyptus citriodora
(formerly *Eucalyptus citriodora*)



Photo: Macbird Floraprint

An evergreen tree growing to a height of 40m. It has long dark green foliage that is strongly lemon scented. Dense flower heads of cream white blossoms appear in winter. Fast growing specimen tree.



Burdekin Plum

Pleigynium timorensis



Photo: www.wettropics.gov.au

Beautiful Australian native evergreen tree growing to 18m. It has an erect stout trunk, spreading velvety branches and large divided dark green leaves. It has pendant heads of yellow green flowers in summer followed by deep purple fruit.

Other superior selections include;

- *Euroschinus falcatus* – Ribbonwood
- *Flindersia australis* – Crow's Ash
- *Melia azedarach* – White Cedar

Ask your local retailer for more superior selections



Lions Tail

Leonotis leonurus



Photo: Sheldon Navie

A striking shrubby perennial growing to 2m. Tall straight stems bear lance shaped leaves that are aromatic. In Summer, clusters of bright orange tubular flowers are borne in knobby whirls along the stems and at the tips.

HOW IT SPREADS

- Seed is moved by gravity, road materials and water enabling dense colonisation of natural areas.
- These seeds can also move in mud and soil attached to vehicles, road machinery and slashers.



Gardenia

Gardenia tubifera 'Soleil D'or'



Photo: Colleen Way

Small to medium shrub with glossy green foliage forming a compact bush. Interesting 5cm wide tube like cream flowers that quickly fade to a deep gold.

Petals resemble a propeller making this a unique Gardenia.



Prince Of Orange

Ixora chinensis 'Prince of Orange'



Photo: Macbird Floraprint

Thick bushy shrub with glossy green leaves growing 2-3m in height. Covered in large heads of small vivid orange star shaped flowers making a spectacular show. There are many other cultivars with not only an array of flower colours but many with more dwarf habits.



Native Hibiscus

Hibiscus heterophyllus



Photo: Macbird Floraprint

Medium to large Australian native shrub to 5m in height. Large long leaves to 200mm long bearing large flowers in a range of colours in white yellow and pink during spring and summer. An attractive and hardy plant.

Other superior selections include;

- *Pachystachys lutea* – Golden Candles
- *Eremophila glabra* – Emu Bush

Ask your local retailer for more superior selections



Strawberry Tree

Muntingia calabura



Photo: Christopher Gardiner

This fast growing tree to 10m tolerates poor soils and is drought resistant. It has long drooping branches and soft weeping foliage that form an umbrella shaped crown. Small white flowers are followed by green berries that mature to red, are quite sweet to taste and are popular with birds and bats.

HOW IT SPREADS

- This tree is being investigated for its potential as a regeneration plant for degraded areas due to the ready dispersal of seeds by birds and bats.
- This tree has established as an invasive plant in disturbed areas in other tropical climates.



Red Flowering Eucalyptus

Corymbia 'Summer Red'

(formerly *Eucalyptus 'Summer Red'*)




Photo: John Prince

These grafted plants are a truly spectacular addition to any garden. They have long glossy green grey leaves and grow to a height of 5-7m. In summer they are covered in large heads of red flowers that attract bees and birds. There are other selections with pink-apricot flowers.



Small Leaved Lilly Pilly

Syzygium luehmannii



Photo: Macbird Floraprint

Glossy green foliage with vibrant red new growth. Small white flowers emerge in spring and they are followed by a profusion of red-pink berries. Can be kept to a 3-4m small tree but can reach 5-8m in a normal garden setting.



Weeping Bottlebrush

Melaleuca viminalis

Syn. *Callistemon viminalis*



Photo: Macbird Floraprint

A lovely Australian native small tree with generally weeping habit. It has large vivid red bottlebrush flowers in spring and autumn. There are other cultivars that provide a range of habits and flower colours to suit every situation.

Other superior selections include;

- *Xanthostemon chrysanthus* 'Trailblazer' - Variegated Golden Penda
- *Euroschinus falcatus* - Ribbonwood

Ask your local retailer for more superior selections



Mock Orange

Murraya paniculata (seedling grown form)



Photo: Sheldon Navie

This compact rounded shrub with glossy green foliage grows to a height of 3-5m. The plant produces highly perfumed white flowers in terminal clusters in Spring, through to Autumn. The flowers are followed by small oval bright orange red berries which are highly attractive to birds.

This very popular garden plant has several forms. The seedling grown form, popular in the 1970's, is to be avoided as it is invasive. Gardens in older suburbs are likely to have this undesirable form and removal is recommended

HOW IT SPREADS

- The orange-red berries are highly desirable to birds whose droppings ensure this plant is widespread in bushland. Large colonies and thickets are created smothering natural vegetation and affecting ecosystems.
- Do not purchase *Murraya* from non-reputable suppliers as they are likely to be seedling grown forms.



Mock Orange

Murraya paniculata (cutting grown form)



Photo: Macbird Floraprint

Professional nursery growers and retailers now promote the use of a superior cutting grown selection which produces little or no berries. The growth habit is more naturally compact than the inferior and invasive seedling form. Ask your professional retailer for this cutting grown cultivar.



Lilly Pillies

Syzygium australe cultivars



Photo: Macbird Floraprint

This superb Australian native rainforest plant has glossy green foliage, a profusion of fluffy white flowers and small colourful berries. There are many different cultivars of this plant with a wide range of growth habits, foliage types and berry colours. Many make highly desirable hedges and screens. 'Elite', 'Bush Christmas' and 'Hinterland Gold' are three of many suitable selections.



Native Mock Orange

Murraya ovatifoliolata



Photo: Glenn Leiper

This Australian native grows to a height of 1-1.5m. Naturally occurring in the drier rainforests of northern Queensland, it has attractive 'quilted' oval foliage and is slower growing than the exotic *Murraya paniculata*. Although this selection can be a little more difficult to find, for those who wish to use a native alternative it is well worth trying.

Other superior selections include;

- *Tabernaemontana corymbosa* 'Sweet Love' – Crepe Gardenia
- *Atractocarpus fitzalanii* (Syn. *Randia fitzalanii*) – Native Gardenia
- *Eugenia reinwardtiana* – Cedar Bay Cherry

Ask your local retailer for more superior selections



Mickey Mouse Plant

Ochna serrulata



Photo: Sheldon Navie

An open shrub growing 2-3m in height. Leaves are mid green, glossy, finely toothed with wavy margins. Spring flowers are butter yellow and mildly perfumed. The flowers are followed by 8mm long black berries held on a fleshy red receptacle.

HOW IT SPREADS

- The fruit are very attractive to birds and once eaten are distributed widely into natural bushland.
- Seeds germinate readily in sun or shade and are persistent and difficult to eradicate.



Native Fuchsia

Graptophyllum excelsum



Photo: Norwood

An Australian native that can reach 6-8m but is often kept to 1.5m in cultivation. It has dark green glossy leaves and abundant rich red tubular flowers in summer. The flowers are attractive to nectar feeding birds. This fantastic plant should be more widely used, making an excellent specimen or effective hedge.



Gardenia

Gardenia jasminoides 'Ocean Pearl'



Photo: Macbird Floraprint

An excellent cultivar of the ever popular Gardenia. Densely foliaged forming a compact rounded shrub to 1m with glossy green leaves. It is covered in double white highly fragrant flowers throughout the warmer months.



Dwarf Bottlebrush

Melaleuca 'Little John'

Syn. *Callistemon* 'Little John'



Photo: Macbird Floraprint

Low growing bottlebrush easily kept to 1m although when not pruned, in ideal conditions it might reach 3m in height. Interesting grey green foliage and short upright red brushes in spring and autumn make this an excellent garden plant.

Other superior selections include;

- *Excoecaria cochinchinensis* 'Garden Clown' – Chinese Croton
- *Ixora chinensis* 'Prince of Orange' and other cultivars
- *Grevillea* hybrids

Ask your local retailer for more superior selections



Golden Bamboo

Phyllostachys aurea

Black Bamboo

Phyllostachys nigra



Photo: Bamboo Downunder

Growing to a height of 6m, with long slender canes and dense graceful foliage. These types of bamboo have a spreading habit and send their rhizomes (roots) underground, often sprouting some distance from the original plant.

HOW THEY SPREAD

- Both of these 'running bamboos' send their invasive rhizomes considerable distances from the original plant.
- They are incredibly difficult to control and are a serious invasive threat.



Buddha's Belly Bamboo

Bambusa ventricosa



Photo: Barry Naylor

Growing to a height of 15m this upright clumping bamboo has small leaves and an erect nature. Individual canes can get to 55mm in diameter and are fattened around the 'nodes' along the cane. It is cold, wind and drought tolerant and grows slow at first but faster as it matures.



Indian Mast Tree

Polyalthia longifolia var. *pendula*



Photo: Norwood

A beautiful tree from tropical Asia with tall straight trunk to 15m and striking conical-columnar habit. The leaves are long, glossy and green and held in downward facing fashion forming a curtain like screen. This is an excellent choice when a tall narrow screen is desired.



Hinterland Lilly Pilly

Syzygium australe 'Hinterland Gold'



Photo: Norwood

Many people use bamboo for narrow screens. This local rainforest plant has a naturally conical shape when left unpruned and grows to a height of 4-5m in cultivation. Beautiful red new growth is an added feature of this excellent cultivar.

Other superior selections include;

- *Bambusa multiplex* 'Gold Stripe' – Gold Stripe Bamboo
- *Bambusa multiplex* 'Riviereorum' – Chinese Goddess Bamboo
- *Bambusa multiplex* 'Golden Goddess' – Golden Goddess Bamboo

Ask your local retailer for more superior selections



Yellow Guava

Psidium guajava




Photo: Sheldon Navie

Evergreen tropical tree growing to 9m in height. Leaves are 15cm long and leathery with downy undersides and form a thick canopy. Clusters of white flowers are formed in Spring and are followed by large (10cm) yellow pear shaped fruit. The fruit is edible and often used to make jams.

HOW IT SPREADS

- Birds ingest the seeds while feasting on the fleshy fruit enabling wide distribution.
- These seeds are also moved by water.



Native Guava

Rhodomyrtus psidioides



Photo: Karen Shaw

Large evergreen shrub to small tree growing to 10m in height. This Australian native produces white to pink flowers and small yellowish fruit to 3cm. The fruit is edible but must not be confused with *Rhodomyrtus macrocarpa* which is reportedly poisonous.



Cedar Bay Cherry

Eugenia reinwardtiana



Photo: Macbird Floraprint

Rounded medium shrub growing 2-5m with dark green leaves, pretty white flowers and small shiny red edible fruit to 2cm. The plant is slow growing at first and the fruit are considered to be very tasty.



Lemon Scented Myrtle

Backhousia citriodora



Photo: Macbird Floraprint

Medium sized tree to 12m with grey green foliage to 10cm in length. A key feature is crushed leaves are strongly lemon scented. A profusion of white-cream flowers appear in summer. An underused Australian native rainforest tree.

Other superior selections include;

- *Myrciaria cauliflora* – Jaboticaba
- *Syzygium* species – Lilly Pillies
- *Citrus* species – Oranges and Lemons

Ask your local retailer for more superior selections



Queensland Umbrella Tree

Schefflera actinophylla



Photo: Sheldon Navie

Native to Far North Queensland and New Guinea, this rainforest species reaches a height of 10m. The glossy palmate leaves resemble an umbrella and are held on multiple, thick erect trunks. The ruby red flowers are borne on radiating erect spikes above the plant and are filled with nectar.

HOW IT SPREADS

- Birds are attracted to the abundant red fleshy berries that follow the flowers.
- Seed is also spread by bats and through the dumping of garden waste, where it is able to re-grow from stem pieces.



Celerywood

Polyscias elegans



Photo: Norwood

Lovely Australian native tree growing to 10m in cultivation. The trunk is erect and clean, leaves are large, up to 1m and fern like, forming an umbrella like canopy. The small flowers occur in large compound sprays. It performs at its best in a sheltered position



Little Kurrajong

Brachychiton bidwillii



Photo: Ann McHugh

Open growing shrub, variable in height from 2-5m with large lobed leaves. Beautiful deep rose pink star shaped flowers borne in clusters along the stem normally when the plant is in its deciduous phase. Performs at its best when given some protection.



Wheel Of Fire

Stenocarpus sinuatus



Photo: Macbird Floraprint

Handsome yet slow growing Australian rainforest tree growing to 20m but most often half that in cultivation. Glossy green foliage up to 30cm in length forming a dense crown. A truly spectacular plant when in flower; covered with 8cm orange red flowers resembling spokes of a wheel.

Other superior selections include;

- *Xanthostemon chrysanthus* – Golden Penda
- *Harpullia pendula* – Tulipwood
- *Brachychiton acerifolius* – Flame Tree

Ask your local retailer for more superior selections



Easter Cassia

Senna pendula var. *glabrata*



Photo: Sheldon Navie

A showy evergreen scrambling shrub that can reach 3m in height. The compound leaves are mid green and rounded at the tip. The flowers are bright yellow and form a spectacular show as they completely cover the foliage in Autumn. Cylindrical green pods follow with abundance of persistent seeds.

HOW IT SPREADS

- Seeds are spread by birds, insects, water and gravity.
- The plentiful seed ensures that even those that fall close to the bush maintain the invasive population.



Golden Thryallis

Galphimia glauca



Photo: Macbird Floraprint

Evergreen shrub with twiggy habit can reach 2m but is best kept pruned to form a neat 1m shrub. It has reddish stems and oblong green foliage. It is covered in clusters of yellow flowers in spring through until autumn. This is an 'old favourite' but a solid garden performer.



Chinese Hat Plant

Holmskioldia sanguinea



Photo: Macbird Floraprint

Woody perennial shrub with mid green somewhat serrated foliage. Long cane like stems that require heavy pruning after flowering. A truly unique plant with its Chinese hat style flowers in a range of colours including orange, yellow and blue.



Queensland Cassia

Cassia queenslandica



Photo: Julie Roach

A medium sized Australian native spreading tree with pinnate foliage and multiple leaflets. In spring it is covered with long spikes of yellow flowers to 30cm. It makes an absolutely spectacular display.

Other superior selections include;

- *Cassia tomentella* – Velvet Cassia
- *Eremophila maculata* – Emu Bush

Ask your local retailer for more superior selections



Cocos Palm

Syagrus romanzoffiana



Photo: Macbird Floraprint

This fast growing palm with smooth grey trunk can reach 20m in height. It has a crown of arching fronds with plume like dark green leaves. This palm does not 'self clean' and retains spent fronds against the trunk for many months. Flowers are inconspicuous however the fruit are bright orange-red and 25mm in diameter.

HOW IT SPREADS

- Birds, bats, rats and flying foxes are drawn to the attractive fruit and assist in seed dispersal.
- Garden dumping is also responsible for the wider distribution of this plant.



Carpentaria Palm

Carpentaria acuminata



Photo: Norwood

Tall slender and graceful palm growing to 20m. Light grey trunk with prominent rings. Long deep green fronds to 3.5m form a dense thick crown. Inflorescences form below the crown shaft with white flowers later forming deep red berries.



Foxtail Palm

Wodyetia bifurcata



Photo: Norwood

Spectacular palm from North Queensland and worldwide best seller. Large 2.5m long plumose fronds of dark green emerge from the slightly bottle shaped clean trunk. The fruit are reddish orange, plentiful and large (6cm). This is a self cleaning palm that sheds old foliage.



Solitaire Palm

Ptychosperma elegans



Photo: Macbird Floraprint

In cultivation this palm rarely exceeds 10m in height and is often much shorter. Leaves are dark to olive green above with a greyish underside. It only has 8-10 leaves at the crown but they are gently arching. It is a graceful and beautiful palm, looking its best when several are planted together of differing heights.

Other superior selections include;

- *Archontophoenix alexandrae* – Alexandra Palm
- *Livistona drudei* – Cabbage Tree Palm
- *Livistona decora* – Weeping Cabbage Tree Palm

Ask your local retailer for more superior selections



Rose Apple

Syzygium jambos



Photo: Norwood

This rounded rainforest tree reaches a height of 10m in cultivation. The thick dark green leaves grow to 15cm with the new foliage being bright red. Large fluffy white-cream flowers are borne in clusters and followed by large, edible, white-yellow fragrant fruit.

HOW IT SPREADS

- The seeds are thought to be spread by birds and other fruit eating animals.
- The seed germinates readily and can form thick populations in natural areas.



Ivory Curl Flower

Buckinghamia celsissima



Photo: Norwood

Superb Australian native tree growing to 6m in cultivation. Interesting greenish yellow foliage with red tips is covered with 20cm long cream white blooms in summer. It is absolutely spectacular in full bloom and an excellent specimen tree.



Golden Penda

Xanthostemon chrysanthus



Photo: Macbird Floraprint

Popular Australian native tree growing to 6m in cultivation. It naturally forms a dense screen of dark green glossy foliage and is covered with a profusion of large yellow flower heads in Spring and Autumn. This tree is bird attracting and is effective as either a specimen or screen tree.



Lilly Pillies

Syzygium australe cultivars



Photo: Macbird Floraprint

This superb Australian native rainforest plant has glossy green foliage, a profusion of fluffy white flowers and small colourful berries. There are many different cultivars of this plant with a wide range of growth habits, foliage types and berry colours. Many make highly desirable hedges and screens. 'Elite', 'Bush Christmas' and 'Hinterland Gold' are three of many suitable selections.

Other superior selections include;

- *Waterhousea floribunda* – Weeping Lilly Pilly
- *Cupaniopsis anacardioides* – Tuckeroo

Ask your local retailer for more superior selections



Japanese Sunflower

Tithonia diversifolia



Photo: Sheldon Navie

A large perennial shrub grows to 4m. The large leaves are oblong and hairy with lobed margins. The large vivid yellow flowers resemble oversized daisies and appear in Summer and Autumn.

HOW IT SPREADS

- The seed is dispersed by a range of animals, wind and water.
- Seed is also carried on clothing, on agricultural equipment and other vehicles.



Dwarf Golden Penda

Xanthostemon chrysanthus 'Fairhill Gold'



Photo: Macbird Floraprint

Compact growing form of the popular Australian native tree growing to 3m in cultivation. It naturally forms a dense screen of dark green glossy foliage and is covered with a profusion of large yellow flower heads in Spring and Autumn. This tree is bird attracting and is effective as either a specimen or screen tree



Ixoras

Ixora species



Photo: Macbird Floraprint

Many new selections of this ever popular garden favourite are now available. There are cultivars with a range of growth habits, from low border shrubs to 0.5m through to taller selections growing 1-2m in height. With a wide range of flower colours, including pink, orange, yellow and even white, there is sure to be one to suit every situation.



St John's Wort

Hypericum patulum var. *henryi*



Photo: Norwood

Twiggy shrub with dark green oval leaves and absolutely covered in a profusion of 6cm wide bright yellow flowers throughout the warmer months. It can be pruned to form a neat hedge of .75-1.0m but will reach 1.5m if left untrimmed.

Other superior selections include;

- *Holmskioldia sanguinea* 'Mandarin Sunrise' – Chinese Hat Plant
- *Hibbertia scandens* – Snake Vine

Ask your local retailer for more superior selections



Climbing and Ground Cover Plants

This very useful group of plants was often used to cover unsightly objects and provide green barriers. Unfortunately we now know that the attributes that make them useful can also provide them with a means to grow outside their given area and invade nearby bushland. There are many alternative less invasive plants available. Please consider from the list opposite or ask your local garden centre for other alternatives.



Purple Joyweed

Alternanthera brasiliana

Syn. *Alternanthera dentata*




Photo: Sheldon Navie

Popular hedging plant used for its contrasting dark purple foliage, forming a thick 0.3-0.6m bush. When left unpruned the plant can climb by leaning on the branches of adjacent shrubs and reach over 1m. It can also produce small 'off-white' flowers.

HOW IT SPREADS

- The plant reproduces easily from small stem pieces discarded through the dumping of garden waste.
- The seeds are also thought to assist in the spread of this plant, even germinating in cracks in concrete.



Blushing Beauty

Gossia inophloia 'Blushing Beauty'



Photo: Macbird Floraprint

Fantastic Australian native that is easily trimmed to form thick hedges of purplish foliage from 0.5 – 1m. It has small pinkish purple leaves that are at their most vibrant when young. Keeping your plants well pruned will provide the best results.



Dwarf Snow In Summer

Melaleuca linariifolia 'Claret Tops'



Photo: Macbird Floraprint

A lower growing cultivar of the original 'Snow In Summer' this plant can reach over 2m if left untrimmed. For the best effect keep it well pruned to a height of 0.75- 1.25m. The spectacular maroon red new growth will appear soon after and remain for many weeks.



Gardenia

Gardenia jasminoides 'Radicans'



Photo: Macbird Floraprint

Excellent border or low hedge plant to 0.5m, with small glossy green foliage and absolutely covered in white fragrant blooms throughout all but the coldest months of the year. A fantastic plant when mass planted.

Other superior selections include;

- *Acalypha wilkesiana* 'Firestorm'
- *Graptophyllum pictum* – Burgundy Caricature Plant
- *Evolvulus pilosus* – Blue Sapphire

Ask your local retailer for more superior selections



Enchanting Bells or Chinese Violet

Asystasia gangetica




Photo: Sheldon Navie

This herbaceous perennial is very fast growing and can reach further than the usual 1m high clump by growing amongst nearby vegetation. It has dense green foliage and pretty racemes of white/cream and blue/violet flowers in Autumn and Spring. It survives well in dry habitats.

HOW IT SPREADS

- This plant is a rampant smothering plant that can sucker and be spread by pieces of stem.
- Seeds are also plentiful and easily spread by an explosive dispersal mechanism.



Gardenia

Gardenia jasminoides 'Radicans'



Photo: Macbird Floraprint

Excellent border or low hedge plant to 0.5m, with small glossy green foliage and absolutely covered in white fragrant blooms throughout all but the coldest months of the year. A fantastic plant when mass planted.



Wonga Wonga Vine

Pandorea pandorana



Photo: Lorna Rose

Vigorous Australian native twining plant. Flowers are tubular and creamy-white with purple or brownish markings and appear in spring and summer. Several new cultivars have been developed including 'Snowbells' with pure white flowers and 'Golden Showers' with yellow-bronze flowers.



Miniature Baeckea

Babingtonia virgata 'Dwarf'



Photo: Macbird Floraprint

Compact growing variety reaching a neat dense mound that is only 50-60 cm high. Fine foliage is bronze near the tips. Covered in small white flowers in the warmer months.

Other superior selections include;

- *Pentas lanceolata* 'Ardina'
- *Evolvulus pilosus* – Blue Sapphire

Ask your local retailer for more superior selections



Coral Bells

Barleria repens




Photo: Sheldon Navie

Vigorous spreading groundcover growing 60-70cm high and 1m wide. Small rounded soft glossy leaves on stems which easily take root where they touch the ground. Flowers are tubular and fuchsia to coral pink and cover the plant in the warmer months. Seeds are formed and are propelled explosively from club shaped capsules.

HOW IT SPREADS

- The stems easily root when they make contact with the soil. Be careful when disposing of garden waste.
- These seeds are released by the explosive nature of the opening of the seed capsule and have a high rate of germination.



Purple Gem or Purple Dazzler

Barleria obtusa 'Purple Gem'



Photo: Norwood

These Barleria are not an invasive threat and come in a range of cultivars with different flowers and even variegated foliage. Ask your local retailer for the best selections for your area.



Emu Bush

Eremophila glabra carnosa



Photo: Norwood

Evergreen glossy leaved bush growing from 0.5 – 1.0m. It has beautiful red tubular flowers throughout the year. This is an extremely tough plant able to withstand harsh growing conditions.



Bottlebrush

Melaleuca pearsonii 'Rocky Rambler'

Syn. *Callistemon pearsonii* 'Rocky Rambler'



Photo: Macbird Floraprint:

This rambling Bottlebrush has spiny grey green foliage and is extremely hardy. It is covered in small gold tipped brushes in the warmer months. It produces a spectacular display and this plant should be more widely used.

Other superior selections include;

- *Ixora* dwarf cultivars – Dwarf Ixoras
- *Mandevilla* hybrids – Brazilian Jasmynes

Ask your local retailer for more superior selections



Creeping Inch Plant

Callisia repens




Photo: Sheldon Navie

Small dense ground cover with fleshy creeping stems that are heavily branched and set root at each node. Foliage is thick, green and with a purplish tinge and undersides. Flowers are white with papery bracts produced in the warmer months. Seed is produced and held in oblong capsules.

HOW IT SPREADS

- The seeds are dispersed by wind and water.
- The plant easily re-grows from small stem pieces through the dumping of garden waste.



Australian Wax Plant

Hoya australis var. australis



Photo: Macbird Floraprint

An evergreen vine that can grow to a height of 3m but happy to remain as a groundcover without something nearby to climb on. It has thick fleshy dark green leaves and it has spectacular white-pink star flowers on compact heads in winter and spring.



Coastal Boobialla

Myoporum boninense subsp. australe



Photo: Sheldon Navie

Dark green glossy foliage and many branches help this plant form a dense cover of foliage covering 1.5m across. It bears tiny white flowers in the warmer months. Quite hardy and performs at its best when mass planted.



Garlic Vine

Mansoa alliacea



Photo: Norwood

While the glossy green foliage that covers this vigorous climber-rambler provides an effective groundcover there is little doubt the spectacular clusters of large mauve-purple flowers are its greatest asset.

Other superior selections include;

- *Evolvulus pilosus* – Blue Sapphire
- *Carissa* species – Desert Star

Ask your local retailer for more superior selections



Arrowhead Vine

Syngonium podophyllum



Photo: Sheldon Navie

A robust climbing vine with arrowhead shaped leaves when young that mature into deeply lobed glossy leaflets that can be up to 30cm in length. The vine stems root into either the ground where they touch or even the bark of supporting trees.

HOW IT SPREADS

- This plant is spread through the dumping of garden waste.
- The plant can reproduce from very small pieces of stem.



Star Jasmine

Trachelospermum jasminoides



Photo: Lorna Rose

Evergreen climbing plant or groundcover with dark green glossy foliage. Profuse sweetly scented white star shaped flowers appear in late spring to completely cover the plant. The plant can be slow at first but is vigorous once established.



Australian Wax Plant

Hoya australis var. *australis*



Photo: Macbird Floraprint

An evergreen vine that can grow to a height of 3m but happy to remain as a groundcover without something nearby to climb on. It has thick fleshy dark green leaves and it has spectacular white-pink star flowers on compact heads in winter and spring.



Native Pepper Vine

Piper novae-hollandiae



Photo: Dale Arvidsson

An evergreen twining vine with slender stems, able to reach 5m in height. It has large prominently veined leaves. The flowers are fairly insignificant but it does produce red berries.

Other superior selections include;

- *Ipomoea pes-caprae* – Beach Morning Glory
- *Tecomathe* species 'Roaring Meg'

Ask your local retailer for more superior selections



Black-eyed Susan

Thunbergia alata



Photo: Lorna Rose

Vigorous herbaceous perennial climber that can reach 3-4m. Deep green triangular leaves to 7cm form a thick cover. Flowers are borne in warmer months on single stalks, varying from fellow to bright orange, with a dark black throat. These are followed by small hairy seed capsule holding a few small seeds.

HOW IT SPREADS

- Whilst the plant does produce seeds the major source of spread is through the dumping of garden waste.
- The plant also spreads by virtue of its vigorous vegetative habit.



Bower of Beauty

Pandorea jasminoides



Photo: Macbird Floraprint

Vigorous climber to spreading shrub with dark green glossy pinnate leaves. Flowers are borne in terminal clusters in the warmer months and are pink with a dark carmine throat. There are several cultivars including 'Lady Di' that has cream flowers.



Wonga Wonga Vine

Pandorea pandorana



Photo: Lorna Rose

Vigorous Australian native twining or scrambling plant. Flowers are tubular and creamy-white with purple or brownish markings and appear in spring and summer. Several new cultivars have been developed including 'Snowbells' with pure white flowers and 'Golden Showers' with yellow-bronze flowers.



Snake Vine

Hibbertia scandens



Photo: Lorna Rose

Slender twining climber or trailing groundcover plant. It has dark green leaves and plentiful large buttercup yellow flowers in the warmer months. This plant is drought and frost resistant and tolerant of salt spray.

Other superior selections include;

- *Eustrephus latifolius* – Wombat Berry
- *Tecomanthe* species 'Roaring Meg'

Ask your local retailer for more superior selections



Berried Plants

Gardeners often choose trees and shrubs with showy persistent berries for winter colour in their gardens when flowers are scarce. Unfortunately these berries often attract birds and small mammals that unwittingly aid the spread of these unwanted plants into bushland and open spaces.



Shoe-button Ardisia

Ardisia elliptica



Photo: Sheldon Navie

Evergreen shrub growing to 4m in height with elongated oval leaves that are leathery and hairless. Young foliage is reddish but matures to mid-green. Clusters of white-pink flowers form at the branch tips. Fruit is green at first but matures through red and finally to a dark purplish black and contains a single seed.

HOW IT SPREADS

- Birds are attracted to the plentiful berries and distribute them widely.
- Other fruit eating animals also ingest the berries and aid in dispersal.



Lilly Pillies

Syzygium australe cultivars




Photo: Macbird Floraprint

This superb Australian native rainforest plant has glossy green foliage, a profusion of fluffy white flowers and small colourful berries. There are many different cultivars of this plant with a wide range of growth habits, foliage types and berry colours. Many make highly desirable hedges and screens. 'Elite', 'Bush Christmas' and 'Hinterland Gold' are three of many suitable selections.



Slender Palm Lily

Cordyline stricta



Photo: Macbird Floraprint

Cane like stems with thin dark green strap like leaves growing to 2.5m. It has sprays of purplish flowers followed by black berries in summer. Most suitable when looking for a shade tolerant alternative.



Mystique

Ardisia macrocarpa 'Mystique'



Photo: Mick Lohman

Evergreen rounded shrub that grows to 2m. 'Mystique' has glossy green foliage and is covered with dainty tight pink bud flowers for many months of the year. This plant can easily be shaped to make an ideal feature, hedge or screen plant.

For best results plant in full sun to partly shaded positions.

Other superior selections include;

- *Graptophyllum pictum* – Caricature Plant
- *Eugenia reinwardtiana* – Cedar Bay Cherry

Ask your local retailer for more superior selections



Prickly Duranta

Duranta erecta



Photo: Macbird Floraprint

A dense shrub usually growing to 4-5m with pendulous branches bearing blue, white or purple flowers, followed by orange berries.

This very popular garden plant has had a renaissance in popularity with the introduction of several new forms in recent years. Whilst many are kept well pruned into effective hedges, particularly in local government areas and commercial premises others are left unkempt and form berries.

HOW IT SPREADS

- The berries are highly attractive to birds. If a plant is allowed to form berries, birds ingest them and distribute the plants widely in native bushland, creating thickets and upsetting the ecosystem.
- Do not allow existing plants to form berries. Either prune immediately after flowering or remove the plant entirely if regular maintenance is not practical.

Note: This plant is also considered poisonous.



Lilly Pillies

Syzygium australe cultivars




Photo: Macbird Floraprint

This superb Australian native rainforest plant has glossy green foliage, a profusion of fluffy white flowers and small colourful berries. There are many different cultivars of this plant with a wide range of growth habits, foliage types and berry colours. Many make highly desirable hedges and screens. 'Elite', 'Bush Christmas' and 'Hinterland Gold' are three of many suitable selections.



Native Fuchsia

Graptophyllum excelsum



Photo: Norwood

An Australian native that can reach 6-8m but is often easily kept to 1.5m in cultivation. It has dark green glossy leaves and abundant rich red tubular flowers in summer. The flowers are attractive to nectar feeding birds. This fantastic plant should be more widely used, making an excellent specimen or effective hedge.



Emu Bush

Eremophila maculata aurea



Photo: Macbird Floraprint

A highly desirable Australian native plant with light green leaves and a multi-branched habit growing to 2.5m and bearing tubular yellow flowers. There are also other selections that have pink or reddish flowers.

Other superior selections include;

- *Acalypha wilkesiana* 'Firestorm'
- *Ixora* species and cultivars - Ixoras
- *Backhousia citriodora* – Lemon Scented Myrtle

Ask your local retailer for more superior selections



Grasses

Mainly chosen because of their various architecturally interesting forms and drought hardiness, yet many of them are considered invasive. Mislabelling with incorrect species names has been an occasional problem. To reduce further spread of invasive grasses, seek professional advice at your local garden centre, read all labels carefully and avoid purchasing from any other source. There are many native grasses commercially available from your local garden centre providing a safe alternative.



Swamp Foxtail or Fountain Grass

Pennisetum alopecuroides



Photo: André Karwath

A perennial grass with narrow mid to dark green leaves forming a dense clump 60 to 90cm in height. Attractive flower spikes appear above the foliage in the warmer months, showing yellow, green and the distinctive purple colours.

This plants 'Australian native' origin is questioned by many and the natural range of the plant has been confused by extensive use in urban landscape plantings in recent years.

HOW IT SPREADS

- The seeds are not plentiful and viability is low however as there is conjecture regarding the distribution of this plant in Asia and Australia it is recommended we promote sterile hybrids or other well established native grasses



Mat Rushes

Lomandra species




Photo: Barry Naylor

This widely used accent plant has thick arching green foliage that emerges from a central crown. Suitable near waters edge or boggy areas but able to tolerate dry conditions as well, this is a most versatile alternative. Many new cultivars are now available with a range of foliage colours and growth habits.



Native Lemon Grass

Cymbopogon ambiguus



Photo: K & C Benz

Adaptable grass able to tolerate frost and drought. It has long arching bluish grey foliage and reaches 90cm in height. The flower spike is fluffy and silvery. The foliage is strongly lemon scented when crushed.



Spanish Iris

Dietes bicolor



Photo: Macbird Floraprint

Accent plant with thin strappy foliage forming a thick clump. It has cream yellow flowers with brown markings held on spikes above the foliage throughout the year. It will germinate from its own seed in ideal conditions.

Other superior selections include;

- *Lomandra longifolia* 'Bunyip'
- *Pennisetum advena* 'Rubrum' – Purple Fountain Grass
- *Dianella* species – Flax Lilies

Ask your local retailer for more superior selections



Bulbous Plants

There are a number of bulbous plants that have become invasive, largely through the dumping of garden waste. Some of these plants are behaving aggressively whilst others are adventitiously taking advantage of the growing conditions to naturalise.

Many bulbous plants are becoming invasive in Queensland, with Glory Lily (*Gloriosa superba*) and Taiwan Lily (*Lilium formosanum*) amongst the worst. Seek sound advice before planting bulbs and similar plants. Whilst most have spectacular flowers consideration must be given to assessing their invasive potential.



Glory Lily

Gloriosa superba



Photo: Sheldon Navie

Herbaceous tropical perennial produces stems to 3m from underground tubers. Leaves are produced directly from the stem and form tendrils at the tip. The flowers form in the warmer months and are bright orange-red with yellow edges. The plant dies down during winter and regenerates in Spring.

HOW IT SPREADS

- This plant produces viable seed which either spreads nearby or becomes more widespread with the assistance of birds.
- It also has underground tubers and is spread through the dumping of soil and garden waste.



Bower of Beauty

Pandorea jasminoides



Photo: Macbird Floraprint

Vigorous climber to spreading shrub with dark green glossy pinnate leaves. Flowers are borne in terminal clusters in the warmer months and are pink with a dark carmine throat. There are several cultivars including 'Lady Di' that has cream flowers.



Crucifix Orchids

Epidendrum hybrids



Photo: Denise Vieritz

Long cylindrical stems hold alternate glossy leathery leaves along their length. There is an absolute kaleidoscope of flower colours including shades of orange red, mauve, and pink. A very hardy choice able to tolerate dry conditions. Insist on modern hybrids as they are not considered invasive.



Native Jasmine

Jasminum didymum



Photo: Glenn Leiper

Attractive Australian native climber-scrambler with oval glossy green leaves forming a dense cover. Delicate white star shaped flowers in Spring that are fragrant. Black fleshy fruit follow in Summer.

Other superior selections include;

- *Mansoa alliacea* – Garlic Vine
- *Hibiscus diversifolius* – Native Hibiscus

Ask your local retailer for more superior selections



Succulent Plants

These have become very popular due to their drought hardy status and architectural appeal. Most succulents are non-invasive, however there are a number of succulents that can rapidly spread from dislodged plant parts, leaves or by seed. Be sure to read the plant label carefully and ask for advice about the non-invasive succulents at your local garden centre.



Century Plant

Agave americana



Photo: Photo: Doug Bickerton, SA
Department for Environment & Heritage

Perennial succulent with thick grey green sword shaped leaves in rosettes growing to 2m high and often forming clumps that are several metres wide. The leaves have teeth along the margins and a very sharp spine at the tip. Yellow flowers form on a large spike which can rise over 5m in height.

HOW IT SPREADS

- This plant forms thick clusters as the main plant 'suckers' to produce many new plants.
- Plants that are in dumped garden waste readily take root and colonise natural areas.



Spineless Agave

Agave attenuata



Photo: Macbird Floraprint

This spineless Agave has a thick stem and can reach 1.5m in height. A rosette of thick yet softly textured blue green leaves forms at the crown. Small 'pups' develop to the side of established stems allowing the plant to form thick clumps. This vegetative spread makes them somewhat easier to manage.



Nut Palm

Cycas media



Photo: Lance Denby

This Australian native Cycad looks more like a stout fern. It has a short erect stem and palm like fronds up to 1.5m in length, with stiff green leaflets. This Cycas makes a wonderful accent plant.



Flax Lilies

Dianella species



Photo: Macbird Floraprint

Excellent Australian native selection with mid-dark green arching foliage and sprays of blue flowers followed by bright blue berries. There has been a proliferation of *Dianella* cultivars with a wide range of foliage colours and growth habits in recent years. Ask your retailer for the most reliable local selections.

Other superior selections include;

- *Zamia furfuracea* – Cardboard Palm
- *Yucca guatamalensis* (Syn. *Yucca elephantipes*) – Spineless Yucca

Ask your local retailer for more superior selections



Mother In Law's Tongue

Sansevieria trifasciata



Photo: Sheldon Navie

Dense clumping plant with succulent sword like foliage to 1m in height. Mottled upright grey green leaves with occasional pale cream flowers on spikes in Spring. Effective spreading habit, preferring moist and shaded areas.

HOW IT SPREADS

- Often spread through the dumping of garden waste, this plant is difficult to eradicate once established.
- The variegated form of *Sansevieria* is a popular indoor plant. This use is acceptable; however it should not be planted in the garden or disposed of in dumped garden waste.



Variegated Spider Lily

Hymenocallis littoralis 'Thai Spider'



Photo: Norwood

Dense clumping plant with extremely colourful green and white variegated foliage. Large clusters of white spider like foliage held above the clump in warmer months. A fantastic contrast plant for a full sun position.



Swamp Lily

Crinum pedunculatum



Photo: Lorna Rose

Robust clumping plant with thick leathery leaves which will grow in heavy water laden soils, saline situations and even the seashore. In spring and summer it produces several stout flowering stems with large clusters of thinly petalled white lily type flowers.



Didgergy Sticks

Baloskion pallens



Photo: Shaun O'Brien

Fantastic Australian native heath plant that has green tubular stems with contrasting red bands. It has terminal spikelets of reddish gold flowers in spring and summer. It has a naturally vase like shape and makes a highly desirable accent plant.

Other superior selections include;

- *Liriope* 'Stripey White'
- *Lomandra hystrix* – Mat Rush
- *Dendrobium discolor* – Australian Native Orchid

Ask your local retailer for more superior selections



Aquatic Plants

In recent years aquatic plants have become a major invader. The cost of removal and control runs into many millions of dollars. These aquatic plants include Salvinia (*Salvinia molesta*), Water Hyacinth (*Eichornia crassipes*) and Cabomba (*Cabomba caroliniana*). There are many alternative plants which are more suitable for home aquariums and garden ponds.



Umbrella Sedge

Cyperus involucratus



Photo: Sheldon Navie

This water loving Sedge grows at waters edge or in boggy ground to a height of 1m. It has three cornered hollow stalks which are crowned by a whorl of leaf like bracts. In Summer short flower spikes appear from the centre of the whirl with greenish flowers.

HOW IT SPREADS

- Rhizomes and seeds are spread by water
- The plant can reproduce from stem pieces, which are carried in flood water or spread through the dumping of garden waste.



Knobby Club Rush

Isolepis nodosa




Photo: Macbird Floraprint

Excellent Australian native plant suitable for pond margins, boggy areas and saline conditions. It has arching dark green stems and can reach 1.5m in height. It forms brown globular flower heads throughout the year. Extremely tough and hardy, a fantastic choice.



Mat Rushes

Lomandra longifolia species and cultivars



Photo: Barry Naylor

This widely used accent plant has thick arching green foliage that emerges from a central crown. Suitable near waters edge or boggy areas but able to tolerate dry conditions as well, this is a most versatile alternative. Many new cultivars are now available.



Stream Lily

Helmholtzia glaberrima



Photo: Macbird Floraprint

Interesting Australian native plant with erect stems to 2m. It has small plume like clusters of pale pink flowers in the warmer months.

Other superior selections include;

- *Lomandra hystrix* – Mat Rush
- *Gahnia sieberiana* – Swamp Gahnia
- *Phragmites australis* – Common Reed

Ask your local retailer for more superior selections



Yellow Water Lily

Nymphaea mexicana



Underwater tuber-like rhizomes send out rounded leaves that float on the surface. This exotic and invasive Water Lily produces bright yellow flowers. The plant needs a constant supply of water and quickly chokes dams, ponds or other still or slow moving bodies of water.

HOW IT SPREADS

- New plants are produced at the end of stolons and can become detached and float away to establish elsewhere.
- Plants are exchanged amongst friends and people who do not recognise the invasiveness of this species.



Native Water Lily

Nymphaea violacea



A floating perennial herb growing from a rhizome in the mud at the base of ponds. Leaves are broadly egg-shaped to circular with a split at the base to the point of the stalk attachment. The flowers are borne on long stalks up to 30cm above the water surface. They come in a range of colours including violet, blue and white.

Photo: Blue Lotus Farm



Hybrid Water Lily

Nymphaea hybrids



Photo: Macbird Floraprint

There is a wide array of hybrid Water lilies available providing many different flower colours. These hybrids are bred for their flower colour and size and many are not considered an invasive threat.



Wavy Marshwort


Nymphoides crenata



Photo: Glenfield wholesale nursery

Slight bronzed green waterlily like leaves with heavily crenated edges and purplish-brown speckles. This is a robust native water plant and has dainty fringed yellow flowers.

Note: When choosing water plants it is essential to seek advice from local experts. A plant that is suitable for one situation may be disastrous in another.

This image shows a page with horizontal ruling lines, typical of a notebook or a page for handwriting practice. The lines are evenly spaced and extend across the width of the page, leaving a small margin at the top and bottom. The page is otherwise blank.



Invasive plant name	Page number
African Mahogany	26
<i>Agave americana</i>	70
<i>Albizia lebbek</i>	18
<i>Alternanthera brasiliana</i>	50
<i>Alternanthera dentata</i>	50
<i>Ardisia elliptica</i>	62
Arrowhead Vine	58
<i>Asystasia gangetica</i>	52
<i>Barleria repens</i>	54
Black Bamboo	36
Black-eyed Susan	60
Brazilian Cherry	24
Cadaghi	22
<i>Callisia repens</i>	56
<i>Catharanthus roseus</i>	20
Century Plant	70
Chinese Violet	52
Cocos Palm	44
Coral Bells	54
<i>Corymbia torelliana</i>	22
Creeping Inch Plant	56
<i>Cyperus involucratus</i>	74
<i>Duranta erecta</i>	64
Easter Cassia	42
Enchanting Bells	52
<i>Eugenia uniflora</i>	24
Fountain Grass	66
<i>Gloriosa superba</i>	68
Glory Lily	68
Golden Bamboo	36
Indian Sirus	18
Japanese Sunflower	48
<i>Khaya senegalensis</i>	26

Invasive plant name	Page number
<i>Leonotis leonurus</i>	28
Lions Tail	28
Mickey Mouse Plant	34
Mock Orange	32
Mother In Law's Tongue	72
<i>Muntingia calabura</i>	30
<i>Murraya paniculata</i>	32
<i>Nymphaea mexicana</i>	76
<i>Ochna serrulata</i>	34
<i>Pennisetum alopecuroides</i>	66
<i>Phyllostachys aurea</i>	36
<i>Phyllostachys nigra</i>	36
Pink Periwinkle	20
Prickly Duranta	64
<i>Psidium guajava</i>	38
Purple Joyweed	50
Queensland Umbrella Tree	40
Rose Apple	46
<i>Sansevieria trifasciata</i>	72
<i>Schefflera actinophylla</i>	40
<i>Senna pendula</i> var. <i>glabrata</i>	42
Shoe-button Ardisia	62
Strawberry Tree	30
Swamp Foxtail	66
<i>Syagrus romanzoffiana</i>	44
<i>Syngonium podophyllum</i>	58
<i>Syzygium jambos</i>	46
<i>Thunbergia alata</i>	60
<i>Tithonia diversifolia</i>	48
Umbrella Sedge	74
Yellow Guava	38
Yellow Waterlily	76



11) Further information and additional resources

There are many areas of information regarding invasive plants and it can become overwhelming! Here are some useful sources of information to help you learn more about invasive plants.

1. Your local nursery or garden centre -

Most employ trained nursery professionals or qualified horticulturists who are knowledgeable in regard to all aspects of plant selection.

2. Your local council or shire -

Have information about plants considered invasive in your local area and some good indigenous alternatives.

3. State Government -

Queensland Primary Industries and Fisheries have useful information about invasive plants.

Visit www.dpi.qld.gov.au for more information.

4. Australian Government -

Weeds in Australia Website. An excellent website with a good range of information, references, lists, databases and pictures and other resources. Visit www.weeds.gov.au for more information.

5. Weeds Australia via the Australian Weeds Committee -

A national website resource created by the Australian Weeds Committee to promote access to key weed policies, regulations, current issues, national initiatives, research, extension, training and personnel. Visit www.weeds.org.au for more information.

6. Nursery & Garden Industry Queensland (NGIQ) -

PO Box 345 Salisbury Qld 4107 Australia

Ph. +61 7 32777900

Fax. + 61 7 32777109

email: info@ngiq.asn.au

web: www.ngiq.asn.au

7. Nursery & Garden Industry Australia -

The Nursery & Garden Industry Australia is the national peak body for the nursery and garden industries in Australia. Their website provides useful information on invasive plants. Visit www.ngia.com.au and www.lifeisagarden.com.au for more information.



GOOD ENVIRONMENTAL CHOICE Certified Product

Lic No: PM-SP-WW16-08.

Printed waterless on recycled paper.

This product meets the requirements of the Australian Ecolabel Program under standard AELA 20 - Printers and Printed Matter. See for details <http://geca.org.au>



Nursery & Garden Industry
Queensland

*A Guide for Gardeners in
Queensland Dry Tropics*

